

PRIOR TO TEACH THE SESSION

GATHER Supplies

Standard supplies for each session: Bibles (full-size, small, and handheld), Allergy Alert, Big Picture Card, construction paper, tape (clear, duct, and painter's), copy paper, large crayons, scissors (adult use), glue sticks, beanbag, foam or cardboard blocks, play dough, paper cups, napkins, snacks



BABIES ACTIVITIES

Learning activities

- ☐ Bible Story Picture Poster
- ☐ Key Passage Phrase Card

Play asleep and awake

- ☐ high chairs or horseshoe-shaped pillows

Roll the ball

- ☐ horseshoe-shaped pillows
- ☐ soft balls



TODDLER ACTIVITIES

Learning activities

- ☐ Bible Story Picture Poster

Circle time

- ☐ Bible Story Picture Poster
- ☐ Key Passage Phrase Card

Create a boat

- ☐ paper plates (cut into halves)
- ☐ precut triangles
- ☐ craft sticks

Marching music

- ☐ Key Passage Phrase Card

Make waves

- ☐ colorful paper streamers

Observe blue water

- ☐ clear bowls, 2
- ☐ water
- ☐ towels
- ☐ blue food color
- ☐ spoons



BONUS TEACHING HOUR

Eat a yummy boat snack

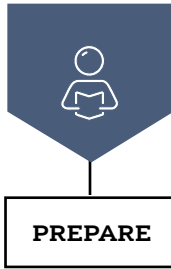
- ☐ apple (cut into quarters)
- ☐ pretzel sticks
- ☐ cheese triangles
- ☐ fish-shaped crackers
- ☐ blue paper plates

Find what's in the ocean

- ☐ blue toothpaste
- ☐ ziplock bag
- ☐ ocean-themed stickers, plastic gems, shells, or other small items

Play with water beads

- ☐ container
- ☐ water beads
- ☐ people figures and boats



PRIOR TO TEACH THE SESSION

GATHER Supplies

Standard supplies for each session: Bibles (full-size, small, and handheld), Allergy Alert, Big Picture Card, construction paper, tape (clear, duct, and painter's), copy paper, large crayons, scissors (adult use), glue sticks, beanbag, foam or cardboard blocks, play dough, paper cups, napkins, snacks



BABIES ACTIVITIES

Learning activities

- ☐ Bible Story Picture Poster
- ☐ Key Passage Phrase Card

Create finger fun

- ☐ painting smocks
- ☐ paper
- ☐ washable paints
- ☐ paper plates
- ☐ paper towels
- ☐ wipes

Count to four blocks

- ☐ horseshoe-shaped pillows



TODDLER ACTIVITIES

Learning activities

- ☐ Bible Story Picture Poster

Circle time

- ☐ Bible Story Picture Poster
- ☐ Key Passage Phrase Card

Decorate the four

- ☐ number four cutouts from poster board, cardboard, or heavyweight paper

Slide the straws

- ☐ disposable straws
- ☐ container with a lid
- ☐ craft knife (adult use only)



BONUS TEACHING HOUR

Make a craft stick mat

- ☐ craft sticks, 4–6 per toddler
- ☐ people figures

Build a graham cracker mat snack

- ☐ graham crackers
- ☐ frosting
- ☐ bear-shaped graham crackers, 6 per child



PRIOR TO TEACH THE SESSION

GATHER Supplies

Standard supplies for each session: Bibles (full-size, small, and handheld), Allergy Alert, Big Picture Card, construction paper, tape (clear, duct, and painter's), copy paper, large crayons, scissors (adult use), glue sticks, beanbag, foam or cardboard blocks, play dough, paper cups, napkins, snacks



BABIES ACTIVITIES

Learning activities

- ☐ Bible Story Picture Poster
- ☐ Key Passage Phrase Card

Spread shaving cream

- ☐ shaving cream
- ☐ paper plates
- ☐ horseshoe-shaped pillows or high chairs
- ☐ bibs or smocks
- ☐ paper towels
- ☐ wipes

Make a sense of touch bag

- ☐ bag or pillowcase
- ☐ various objects of different sizes and textures
- ☐ horseshoe-shaped pillows or high chairs



TODDLER ACTIVITIES

Learning activities

- ☐ Bible Story Picture Poster

Circle time

- ☐ Bible Story Picture Poster
- ☐ Key Passage Phrase Card

Enjoy imagination fun

- ☐ adhesive bandages
- ☐ "Person Template" printables

Play out the story

- ☐ robe

Post a healing wall

- ☐ poster board
- ☐ adhesive bandages



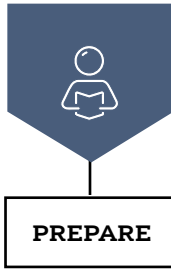
BONUS TEACHING HOUR

Wrap bandages

- ☐ elastic bandage wraps

Contain fears

- ☐ markers
- ☐ jar
- ☐ craft sticks



PRIOR TO TEACH THE SESSION

GATHER Supplies

Standard supplies for each session: Bibles (full-size, small, and handheld), Allergy Alert, Big Picture Card, construction paper, tape (clear, duct, and painter's), copy paper, large crayons, scissors (adult use), glue sticks, beanbag, foam or cardboard blocks, play dough, paper cups, napkins, snacks



BABIES ACTIVITIES

Learning activities

- ☐ Bible Story Picture Poster
- ☐ Key Passage Phrase Card

Mold the number seven

- ☐ horseshoe-shaped pillows or high chairs
- ☐ number seven cookie cutters

Fill a basket

- ☐ baskets
- ☐ horseshoe-shaped pillows
- ☐ soft toys



TODDLER ACTIVITIES

Learning activities

- ☐ Bible Story Picture Poster

Circle time

- ☐ Bible Story Picture Poster
- ☐ Key Passage Phrase Card

Make a thankful box

- ☐ cardboard box
- ☐ chenille stems

Break bread

- ☐ bread

Show love

- ☐ markers or crayons



BONUS TEACHING HOUR

Party with fish

- ☐ tablecloth
- ☐ fish-shaped crackers
- ☐ small pieces of bread

Explore empty and full

- ☐ cotton balls



PRIOR TO TEACH THE SESSION

GATHER Supplies

Standard supplies for each session: Bibles (full-size, small, and handheld), Allergy Alert, Big Picture Card, construction paper, tape (clear, duct, and painter's), copy paper, large crayons, scissors (adult use), glue sticks, beanbag, foam or cardboard blocks, play dough, paper cups, napkins, snacks



BABIES ACTIVITIES

Learning activities

- ☐ Bible Story Picture Poster
- ☐ Key Passage Phrase Card

Come and go fun

- ☐ beach ball
- ☐ horseshoe-shaped pillows

Create a cross

- ☐ shaving cream
- ☐ gallon-size ziplock bags
- ☐ horseshoe-shaped pillows



TODDLER ACTIVITIES

Learning activities

- ☐ Bible Story Picture Poster

Circle time

- ☐ Bible Story Picture Poster
- ☐ Key Passage Phrase Card

Make a cross craft

- ☐ craft sticks

Flip the faces

- ☐ paper plates, 2
- ☐ craft stick



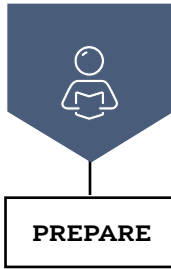
BONUS TEACHING HOUR

Transition activity: Play true or false

- ☐ green and red markers

Parachute up and down

- ☐ parachute or bed sheet



PRIOR TO TEACH THE SESSION

GATHER Supplies

Standard supplies for each session: Bibles (full-size, small, and handheld), Allergy Alert, Big Picture Card, construction paper, tape (clear, duct, and painter's), copy paper, large crayons, scissors (adult use), glue sticks, beanbag, foam or cardboard blocks, play dough, paper cups, napkins, snacks



BABIES ACTIVITIES

Learning activities

- ☐ Bible Story Picture Poster
- ☐ Key Passage Phrase Card

Push the light

- ☐ tap light

Complete heart puzzles

- ☐ pink and red paper



TODDLER ACTIVITIES

Learning activities

- ☐ Bible Story Picture Poster

Circle time

- ☐ Bible Story Picture Poster
- ☐ Key Passage Phrase Card

Play flashlight hide and seek

- ☐ flashlight
- ☐ people figures

Build a sandwich

- ☐ different colored paper

Find people who need comfort

- ☐ "Emotions" printable

Sing "This Little Light of Mine"

- ☐ inflatable globe



BONUS TEACHING HOUR

Transition activity: Fish for hearts

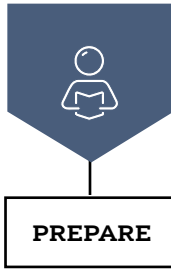
- ☐ chenille stems
- ☐ shallow tub
- ☐ water
- ☐ craft sticks
- ☐ towels

Color favorite foods

- ☐ paper lunch bag
- ☐ food-themed cookie cutters

Build a mountain

- ☐ people figures



PRIOR TO TEACH THE SESSION

GATHER Supplies

Standard supplies for each session: Bibles (full-size, small, and handheld), Allergy Alert, Big Picture Card, construction paper, tape (clear, duct, and painter's), copy paper, large crayons, scissors (adult use), glue sticks, beanbag, foam or cardboard blocks, play dough, paper cups, napkins, snacks



BABIES ACTIVITIES

Learning activities

- ☐ Bible Story Picture Poster
- ☐ Key Passage Phrase Card

Match the flowers

- ☐ two different colors of paper

Insert coins

- ☐ large play coins
- ☐ plastic container with a lid
- ☐ craft knife (adult use only)



TODDLER ACTIVITIES

Learning activities

- ☐ Bible Story Picture Poster

Circle time

- ☐ Bible Story Picture Poster
- ☐ Key Passage Phrase Card

Paint flowers

- ☐ plastic forks
- ☐ washable paint
- ☐ strips of green paper and heavyweight paper
- ☐ wipes
- ☐ paper towels

Share coins

- ☐ play money

Spread towels and listen

- ☐ rolled-up towels and blankets



BONUS TEACHING HOUR

Transition activity: Water the flowers

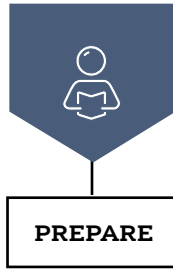
- ☐ small artificial plants
- ☐ shallow tub
- ☐ water
- ☐ towels

Match the birds

- ☐ "Bird Matching" printable

Plant flowers

- ☐ "Flower Shapes" printable on colorful paper
- ☐ green craft sticks
- ☐ egg carton



PRIOR TO TEACH THE SESSION

GATHER Supplies

Standard supplies for each session: Bibles (full-size, small, and handheld), Allergy Alert, Big Picture Card, construction paper, tape (clear, duct, and painter's), copy paper, large crayons, scissors (adult use), glue sticks, beanbag, foam or cardboard blocks, play dough, paper cups, napkins, snacks



BABIES ACTIVITIES

Learning activities

- ☐ Bible Story Picture Poster
- ☐ Key Passage Phrase Card

Paint muddy pigs

- ☐ "Pig Template" printable
- ☐ gallon-size ziplock bag
- ☐ shaving cream
- ☐ brown washable paint

Explore a peekaboo board

- ☐ "Story Pictures" printable
- ☐ Bible Story Picture
- ☐ poster board



TODDLER ACTIVITIES

Learning activities

- ☐ Bible Story Picture Poster

Circle time

- ☐ Bible Story Picture Poster
- ☐ Key Passage Phrase Card

Gather the pigs

- ☐ inflated pink balloons
- ☐ box or container

Seek and find

- ☐ play money

Feed the pigs

- ☐ shallow tub
- ☐ dry corn or beans
- ☐ small cups or sand shovels
- ☐ pink triangles
- ☐ pink cups



BONUS TEACHING HOUR

Transition activity: Sort coins

- ☐ toy pennies and quarters
- ☐ containers, 2

Celebrate!

- ☐ play dishes and toy food

Play out the story

- ☐ toy pigs
- ☐ people figures



PRIOR TO TEACH THE SESSION

GATHER Supplies

Standard supplies for each session: Bibles (full-size, small, and handheld), Allergy Alert, Big Picture Card, construction paper, tape (clear, duct, and painter's), copy paper, large crayons, scissors (adult use), glue sticks, beanbag, foam or cardboard blocks, play dough, paper cups, napkins, snacks



BABIES ACTIVITIES

Learning activities

- ☐ Bible Story Picture Poster
- ☐ Key Passage Phrase Card

Sort fish

- ☐ different colored sponges
- ☐ large whisk

Explore a treasure sensory bottle

- ☐ jars or bottles
- ☐ sand and play gems



TODDLER ACTIVITIES

Learning activities

- ☐ Bible Story Picture Poster

Circle time

- ☐ Bible Story Picture Poster
- ☐ Key Passage Phrase Card

Draw a bird's nest

- ☐ paper cupcake liner
- ☐ googly eyes
- ☐ chenille stems

Find the tallest tree

- ☐ brown and green paper

Hunt for treasure

- ☐ gems or pictures of gems
- ☐ cup or bucket



BONUS TEACHING HOUR

Transition activity: Build a nest

- ☐ craft sticks or pool noodles
- ☐ toy birds or eggs

Make a fishing net

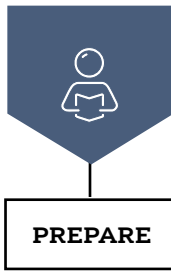
- ☐ strips of yarn

Count out coins

- ☐ toy coins

Explore a garden sensory bin

- ☐ shallow bin
- ☐ dry black beans
- ☐ sand shovels
- ☐ small plastic flower pots
- ☐ artificial flowers



PRIOR TO TEACH THE SESSION

GATHER Supplies

Standard supplies for each session: Bibles (full-size, small, and handheld), Allergy Alert, Big Picture Card, construction paper, tape (clear, duct, and painter's), copy paper, large crayons, scissors (adult use), glue sticks, beanbag, foam or cardboard blocks, play dough, paper cups, napkins, snacks



BABIES ACTIVITIES

Learning activities

- ☐ Bible Story Picture Poster
- ☐ Key Passage Phrase Card

Paint a crown

- ☐ "Crown" printable on heavyweight paper
- ☐ gallon-size ziplock bag
- ☐ washable paint
- ☐ paper towels
- ☐ wipes

Sort food

- ☐ muffin tin
- ☐ play food



TODDLER ACTIVITIES

Learning activities

- ☐ Bible Story Picture Poster

Circle time

- ☐ Bible Story Picture Poster
- ☐ Key Passage Phrase Card

Decorate a crown

- ☐ "Crown" printable on heavyweight paper
- ☐ painting smocks
- ☐ dot markers
- ☐ adhesive gems

Pass the invitation

- ☐ party invitations
- ☐ worship music
- ☐ electronic device

Cook for a feast

- ☐ play kitchen toys and toy food

Play out the story

- ☐ people figures



BONUS TEACHING HOUR

Transition activity: Create play dough crowns

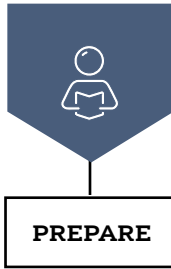
- ☐ play dough
- ☐ crown-shaped cookie cutters
- ☐ gems

Make a feast collage

- ☐ paper plates
- ☐ precut pictures of food (from magazines, newspapers, or advertisements)

Match the crowns

- ☐ "Crown Types" printable



PRIOR TO TEACH THE SESSION

GATHER Supplies

Standard supplies for each session: Bibles (full-size, small, and handheld), Allergy Alert, Big Picture Card, construction paper, tape (clear, duct, and painter's), copy paper, large crayons, scissors (adult use), glue sticks, beanbag, foam or cardboard blocks, play dough, paper cups, napkins, snacks



BABIES ACTIVITIES

Learning activities

- ☐ Bible Story Picture Poster
- ☐ Key Passage Phrase Card

Paint the key passage phrase

- ☐ gallon-size ziplock bag
- ☐ washable paint

Play with a sensory hoop

- ☐ different textured fabric strips or ribbons
- ☐ large plastic hoop



TODDLER ACTIVITIES

Learning activities

- ☐ Bible Story Picture Poster

Circle time

- ☐ Bible Story Picture Poster
- ☐ Key Passage Phrase Card

Connect the cross

- ☐ stickers (stars, circles, hearts, etc.)

Roll a ball

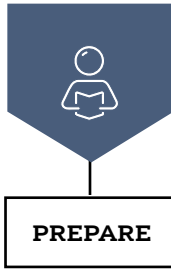
- ☐ ball
- ☐ boundary objects, 2 (cones, blocks, books, etc.)



BONUS TEACHING HOUR

Make sponge art

- ☐ painting smocks
- ☐ precut sponges
- ☐ spring-type clothespins
- ☐ washable paint
- ☐ paper plates



PRIOR TO TEACH THE SESSION

GATHER Supplies

Standard supplies for each session: Bibles (full-size, small, and handheld), Allergy Alert, Big Picture Card, construction paper, tape (clear, duct, and painter's), copy paper, large crayons, scissors (adult use), glue sticks, beanbag, foam or cardboard blocks, play dough, paper cups, napkins, snacks



BABIES ACTIVITIES

Learning activities

- ☐ Bible Story Picture Poster
- ☐ Key Passage Phrase Card

Explore emotions

- ☐ horseshoe-shaped pillows

Roll four balls

- ☐ medium-to-large balls, 4



TODDLER ACTIVITIES

Learning activities

- ☐ Bible Story Picture Poster

Circle time

- ☐ Bible Story Picture Poster
- ☐ Key Passage Phrase Card

Watercolor art

- ☐ watercolor paints
- ☐ paint brushes
- ☐ paper towels
- ☐ water
- ☐ painting smocks

Find fours

- ☐ various items in sets of 4 (rocks, crayons, beanbags, cars, etc.)
- ☐ basket or bag



BONUS TEACHING HOUR

Transition activity: Play freeze song

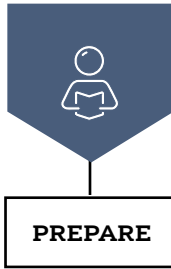
- ☐ worship music
- ☐ electronic device

Pass the message

- ☐ string
- ☐ worship music
- ☐ electronic device

Find the bandage

- ☐ adhesive bandages
- ☐ box
- ☐ various small objects (balls, cars, toys, etc.)



PRIOR TO TEACH THE SESSION

GATHER Supplies

Standard supplies for each session: Bibles (full-size, small, and handheld), Allergy Alert, Big Picture Card, construction paper, tape (clear, duct, and painter's), copy paper, large crayons, scissors (adult use), glue sticks, beanbag, foam or cardboard blocks, play dough, paper cups, napkins, snacks



BABIES ACTIVITIES

Learning activities

- ☐ Bible Story Picture Poster
- ☐ Key Passage Phrase Card

Make hand-in-water art

- ☐ tubs
- ☐ water
- ☐ towels
- ☐ marker

Explore clocks and watches

- ☐ different types of watches or clocks



TODDLER ACTIVITIES

Learning activities

- ☐ Bible Story Picture Poster

Circle time

- ☐ Bible Story Picture Poster
- ☐ Key Passage Phrase Card

Play easy and hard

- ☐ large plastic hoop
- ☐ beanbag

Find things that write

- ☐ various writing utensils (markers, crayons, chalk, etc.)



BONUS TEACHING HOUR

Examine belts and sandals

- ☐ different belts and sandals

Compare rocks

- ☐ various rocks of different sizes, shapes, and weights