

PRIOR TO TEACHING THE SESSION

GATHER Supplies

Keep a regular supply of the following items available at all times: Bibles, pens or pencils, markers, crayons, colored pencils, scissors, glue or tape, paper.



WELCOME

Activity Page

- ☐ "Word Ladder" activity page

Session Starter (Option 2)

- ☐ baby figurine
- ☐ cloth



LEARN

Introduce the Session

- ☐ countdown video

Big Picture Question

- ☐ Big Picture Question Poster

Review the Timeline

- ☐ Giant Timeline

Tell the Bible Story

- ☐ "Jesus Was Born" video
- ☐ Bible Story Picture Poster

Questions from Kids

- ☐ "Unit 19, Session 1" questions from kids video

Missions Moment

- ☐ "Missionaries Need Help" missions video

Key Passage Activity

- ☐ Key Passage Poster
- ☐ "John Saw Jesus (John 1:29)" song
- ☐ worship song of your choice (optional)



LOVE

Review & Bible Skills

- ☐ Small Group Timeline and Map Set (optional)



LIVE

Activity Choice (Option 1)

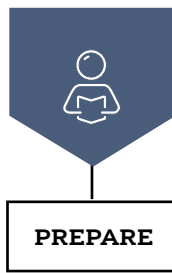
- ☐ dry erase board (optional)
- ☐ dry erase marker (optional)

Activity Choice (Option 2)

- ☐ Big Picture Question Poster

Reflection and Prayer

- ☐ Bible Story Coloring Page (optional)



PRIOR TO TEACHING THE SESSION

GATHER Supplies

Keep a regular supply of the following items available at all times: Bibles, pens or pencils, markers, crayons, colored pencils, scissors, glue or tape, paper.



WELCOME

Activity Page

- ☐ "Search the Temple" activity page

Session Starter (Option 1)

- ☐ small objects such as blocks, cars, stuffed animals, or candy, 5–8



LEARN

Introduce the Session

- ☐ countdown video

Big Picture Question

- ☐ Big Picture Question Poster

Review the Timeline

- ☐ Giant Timeline

Tell the Bible Story

- ☐ "Jesus Was Dedicated" video
- ☐ Bible Story Picture Poster
- ☐ dress up clothes (optional)
- ☐ picture of the temple (optional)

Questions from Kids

- ☐ "Unit 19, Session 2" questions from kids video

Missions Moment

- ☐ "Island of Hope" missions video
- ☐ world map

Key Passage Activity

- ☐ Key Passage Poster
- ☐ "John Saw Jesus (John 1:29)" song
- ☐ worship song of your choice (optional)



LOVE

Review & Bible Skills

- ☐ Small Group Timeline and Map Set (optional)



LIVE

Activity Choice (Option 1)

- ☐ "Spanish Words and Phrases" printable, 1 per pair
- ☐ electronic device (optional)

Activity Choice (Option 2)

- ☐ Big Picture Question Poster

Reflection and Prayer

- ☐ Bible Story Coloring Page (optional)



PRIOR TO TEACHING THE SESSION

GATHER Supplies

Keep a regular supply of the following items available at all times: Bibles, pens or pencils, markers, crayons, colored pencils, scissors, glue or tape, paper.



WELCOME

Activity Page

- ☐ “Jesus’ Baptism” activity page

Session Starter (Option 2)

- ☐ white paper cups, 1 per kid
- ☐ craft sticks, 1 per kid
- ☐ dove stickers, 1 per kid



LEARN

Introduce the Session

- ☐ countdown video

Big Picture Question

- ☐ Big Picture Question Poster

Review the Timeline

- ☐ Giant Timeline

Tell the Bible Story

- ☐ “Jesus Was Baptized” video
- ☐ Bible Story Picture Poster

Questions from Kids

- ☐ “Unit 19, Session 3” questions from kids video

Key Passage Activity

- ☐ Key Passage Poster
- ☐ “John Saw Jesus (John 1:29)” song
- ☐ worship song of your choice (optional)



LOVE

Review & Bible Skills

- ☐ Small Group Timeline and Map Set (optional)



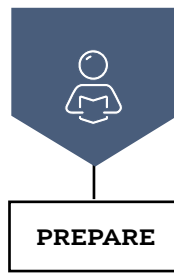
LIVE

Activity Choice (Option 2)

- ☐ Big Picture Question Poster

Reflection and Prayer

- ☐ Bible Story Coloring Page (optional)



PRIOR TO TEACHING THE SESSION

GATHER Supplies

Keep a regular supply of the following items available at all times: Bibles, pens or pencils, markers, crayons, colored pencils, scissors, glue or tape, paper.



WELCOME

Activity Page

- ☐ “Crack the Code” activity page

Session Starter (Option 2)

- ☐ sticky notes, 1 per kid



LEARN

Introduce the Session

- ☐ countdown video

Big Picture Question

- ☐ Big Picture Question Poster

Review the Timeline

- ☐ Giant Timeline

Tell the Bible Story

- ☐ “Jesus Was Tempted” video
- ☐ Bible Story Picture Poster

Questions from Kids

- ☐ “Unit 19, Session 4” questions from kids video

Missions Moment

- ☐ “Hope for Puerto Rico” missions video

Key Passage Activity

- ☐ Key Passage Poster
- ☐ “John Saw Jesus (John 1:29)” song
- ☐ worship song of your choice (optional)
- ☐ sticky notes



LOVE

Review & Bible Skills

- ☐ Small Group Timeline and Map Set (optional)



LIVE

Activity Choice (Option 1)

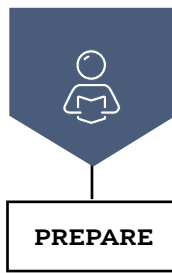
- ☐ “Frog Prayer Reminder” printable, 1 per kid

Activity Choice (Option 2)

- ☐ Big Picture Question Poster
- ☐ index cards, 1 per kid

Reflection and Prayer

- ☐ Bible Story Coloring Page (optional)



PRIOR TO TEACHING THE SESSION

GATHER Supplies

Keep a regular supply of the following items available at all times: Bibles, pens or pencils, markers, crayons, colored pencils, scissors, glue or tape, paper.



WELCOME

Activity Page

- ☐ "The Twelve" activity page

Session Starter (Option 2)

- ☐ printed picture of a close up image
- ☐ sticky notes



LEARN

Introduce the Session

- ☐ countdown video

Big Picture Question

- ☐ Big Picture Question Poster

Review the Timeline

- ☐ Giant Timeline

Tell the Bible Story

- ☐ "Jesus Called His Disciples" video
- ☐ Bible Story Picture Poster

Questions from Kids

- ☐ "Unit 19, Session 5" questions from kids video

Missions Moment

- ☐ "Jonathan Santiago Photo" printable

Key Passage Activity

- ☐ Key Passage Poster
- ☐ "John Saw Jesus (John 1:29)" song
- ☐ worship song of your choice (optional)



LOVE

Review & Bible Skills

- ☐ Small Group Timeline and Map Set (optional)



LIVE

Activity Choice (Option 1)

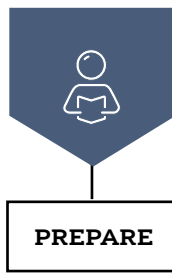
- ☐ timer
- ☐ craft sticks, 1 set per team
- ☐ play dough, 1 per team

Activity Choice (Option 2)

- ☐ Big Picture Question Poster

Reflection and Prayer

- ☐ Bible Story Coloring Page (optional)



PRIOR TO TEACHING THE SESSION

GATHER Supplies

Keep a regular supply of the following items available at all times: Bibles, pens or pencils, markers, crayons, colored pencils, scissors, glue or tape, paper.



WELCOME

Activity Page

- ☐ "Shadow Match" activity page

Session Starter (Option 2)

- ☐ flashlights, 1 per group



LEARN

Introduce the Session

- ☐ countdown video

Big Picture Question

- ☐ Big Picture Question Poster

Review the Timeline

- ☐ Giant Timeline

Tell the Bible Story

- ☐ "Jesus Came to Be the Sacrifice for Sin" video
- ☐ Bible Story Picture Poster
- ☐ dry erase board and marker (optional)

Questions from Kids

- ☐ "Unit 19, Session 6" questions from kids video

Missions Moment

- ☐ "We Are Puerto Rico" missions video

Key Passage Activity

- ☐ Key Passage Poster
- ☐ "John Saw Jesus (John 1:29)" song
- ☐ worship song of your choice (optional)
- ☐ timer



LOVE

Review & Bible Skills

- ☐ Small Group Timeline and Map Set (optional)



LIVE

Activity Choice (Option 1)

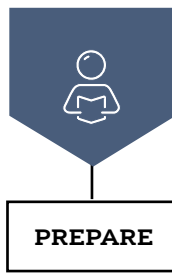
- ☐ "Brochure Template" printable, 1 per kid

Activity Choice (Option 2)

- ☐ Big Picture Question Poster
- ☐ lacing cord, 1 per kid
- ☐ key chain ring, 1 per kid
- ☐ pony beads, 5 different colored sets

Reflection and Prayer

- ☐ Bible Story Coloring Page (optional)



PRIOR TO TEACHING THE SESSION

GATHER Supplies

Keep a regular supply of the following items available at all times: Bibles, pens or pencils, markers, crayons, colored pencils, scissors, glue or tape, paper.



WELCOME

Activity Page

- ☐ “The New Creation” activity page

Session Starter (Option 1)

- ☐ dry erase board
- ☐ dry erase marker

Session Starter (Option 2)

- ☐ small items (candies, books, play dough, blocks, etc.), 3 or 4 per team
- ☐ wrapping paper, 1 per team



LEARN

Introduce the Session

- ☐ countdown video

Big Picture Question

- ☐ Big Picture Question Poster

Review the Timeline

- ☐ Giant Timeline

Tell the Bible Story

- ☐ “Jesus Told Nicodemus about Eternal Life” video
- ☐ Bible Story Picture Poster
- ☐ cross figure or picture (optional)

Questions from Kids

- ☐ “Unit 20, Session 1” questions from kids video

Missions Moment

- ☐ “Hispanic Missions Photos” printable

Key Passage Activity

- ☐ Key Passage Poster
- ☐ “His Own Love for Us (Romans 5:8)” song
- ☐ worship song of your choice (optional)



LOVE

Review & Bible Skills

- ☐ Small Group Timeline and Map Set (optional)



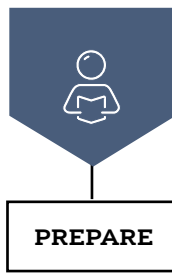
LIVE

Activity Choice (Option 2)

- ☐ Big Picture Question Poster

Reflection and Prayer

- ☐ Bible Story Coloring Page (optional)



PRIOR TO TEACHING THE SESSION

GATHER Supplies

Keep a regular supply of the following items available at all times: Bibles, pens or pencils, markers, crayons, colored pencils, scissors, glue or tape, paper.



WELCOME

Activity Page

- ☐ "Are You Thirsty?" activity page

Session Starter (Option 1)

- ☐ various flavored drinks, 4 or 5
- ☐ water
- ☐ paper cups, 4 or 5 per kid
- ☐ dry erase board and marker



LEARN

Introduce the Session

- ☐ countdown video

Big Picture Question

- ☐ Big Picture Question Poster

Review the Timeline

- ☐ Giant Timeline

Tell the Bible Story

- ☐ "Jesus Told a Woman about Living Water" video
- ☐ Bible Story Picture Poster
- ☐ New Testament Israel Map (optional)

Questions from Kids

- ☐ "Unit 20, Session 2" questions from kids video

Missions Moment

- ☐ "Mobilize Churches" missions video

Key Passage Activity

- ☐ Key Passage Poster
- ☐ "His Own Love for Us (Romans 5:8)" song
- ☐ worship song of your choice (optional)
- ☐ beach ball



LOVE

Review & Bible Skills

- ☐ Small Group Timeline and Map Set (optional)



LIVE

Activity Choice (Option 1)

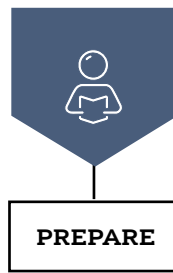
- ☐ paper plates, 1 per kid
- ☐ paint stirrers, 1 per kid
- ☐ painter's tape
- ☐ inflated balloons, 1 per pair

Activity Choice (Option 2)

- ☐ Big Picture Question Poster
- ☐ plastic buckets, 3

Reflection and Prayer

- ☐ Bible Story Coloring Page (optional)



PRIOR TO TEACHING THE SESSION

GATHER Supplies

Keep a regular supply of the following items available at all times: Bibles, pens or pencils, markers, crayons, colored pencils, scissors, glue or tape, paper.



WELCOME

Activity Page

- ☐ "What Is Love?" activity page

Session Starter (Option 2)

- ☐ painter's tape



LEARN

Introduce the Session

- ☐ countdown video

Big Picture Question

- ☐ Big Picture Question Poster

Review the Timeline

- ☐ Giant Timeline

Tell the Bible Story

- ☐ "God Loves All People" video
- ☐ Bible Story Picture Poster
- ☐ play dough (optional)
- ☐ ring (optional)

Questions from Kids

- ☐ "Unit 20, Session 3" questions from kids video

Missions Moment

- ☐ world map

Key Passage Activity

- ☐ Key Passage Poster
- ☐ "His Own Love for Us (Romans 5:8)" song
- ☐ worship song of your choice (optional)
- ☐ beanbags, 1 per pair



LOVE

Review & Bible Skills

- ☐ Small Group Timeline and Map Set (optional)



LIVE

Activity Choice (Option 1)

- ☐ "Soccer Finger Puppets" printable, 1 per kid
- ☐ "Soccer Field" printable, 1 per pair
- ☐ rubber balls, 1 per pair

Activity Choice (Option 2)

- ☐ Big Picture Question Poster
- ☐ ball of yarn

Reflection and Prayer

- ☐ Bible Story Coloring Page (optional)



PRIOR TO TEACHING THE SESSION

GATHER Supplies

Keep a regular supply of the following items available at all times: Bibles, pens or pencils, markers, crayons, colored pencils, scissors, glue or tape, paper.



WELCOME

Activity Page

- ☐ “Find Jesus Maze” activity page

Session Starter (Option 1)

- ☐ brown craft paper
- ☐ straws, 2

Session Starter (Option 2)

- ☐ index cards, 1 per team



LEARN

Introduce the Session

- ☐ countdown video

Big Picture Question

- ☐ Big Picture Question Poster

Review the Timeline

- ☐ Giant Timeline

Tell the Bible Story

- ☐ “People Rejected Jesus” video
- ☐ Bible Story Picture Poster

Questions from Kids

- ☐ “Unit 21, Session 1” questions from kids video

Missions Moment

- ☐ “George Liele: His Life and Mission” missions video

Key Passage Activity

- ☐ Key Passage Poster
- ☐ “Without Faith (Hebrews 11:6)” song
- ☐ worship song of your choice (optional)



LOVE

Review & Bible Skills

- ☐ Small Group Timeline and Map Set (optional)



LIVE

Activity Choice (Option 1)

- ☐ assortment of materials such as craft sticks, cardboard tubes, cardboard, scraps of fabric, empty egg cartons, and paper plates; 1 set per group

Activity Choice (Option 2)

- ☐ Big Picture Question Poster
- ☐ blindfold, 1 per pair

Reflection and Prayer

- ☐ Bible Story Coloring Page (optional)



PRIOR TO TEACHING THE SESSION

GATHER Supplies

Keep a regular supply of the following items available at all times: Bibles, pens or pencils, markers, crayons, colored pencils, scissors, glue or tape, paper.



WELCOME

Activity Page

- ☐ “Amazing!” activity page



LEARN

Introduce the Session

- ☐ countdown video

Big Picture Question

- ☐ Big Picture Question Poster

Review the Timeline

- ☐ Giant Timeline

Tell the Bible Story

- ☐ “People Were Amazed by Jesus” video
- ☐ Bible Story Picture Poster

Questions from Kids

- ☐ “Unit 21, Session 2” questions from kids video

Missions Moment

- ☐ “George Liele Photo” printable

Key Passage Activity

- ☐ Key Passage Poster
- ☐ “Without Faith (Hebrews 11:6)” song
- ☐ worship song of your choice (optional)
- ☐ index cards



LOVE

Review & Bible Skills

- ☐ Small Group Timeline and Map Set (optional)



LIVE

Activity Choice (Option 1)

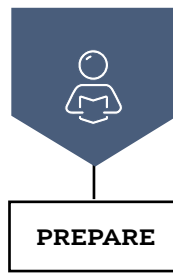
- ☐ magnetic tape strips, 1 per kid

Activity Choice (Option 2)

- ☐ Big Picture Question Poster
- ☐ painter’s tape
- ☐ large poster paper

Reflection and Prayer

- ☐ Bible Story Coloring Page (optional)



PRIOR TO TEACHING THE SESSION

GATHER Supplies

Keep a regular supply of the following items available at all times: Bibles, pens or pencils, markers, crayons, colored pencils, scissors, glue or tape, paper.



WELCOME

Activity Page

- ☐ “Find the Fish” activity page

Session Starter (Option 1)

- ☐ straws, 1 per kid

Session Starter (Option 2)

- ☐ bedsheet
- ☐ books, enough to make the bedsheet heavily weighted



LEARN

Introduce the Session

- ☐ countdown video

Big Picture Question

- ☐ Big Picture Question Poster

Review the Timeline

- ☐ Giant Timeline

Tell the Bible Story

- ☐ “Peter Worshiped Jesus” video
- ☐ Bible Story Picture Poster
- ☐ Bible story prop (optional)

Questions from Kids

- ☐ “Unit 21, Session 3” questions from kids video

Missions Moment

- ☐ “The Significance of George Liele” missions video

Key Passage Activity

- ☐ Key Passage Poster
- ☐ “Without Faith (Hebrews 11:6)” song
- ☐ worship song of your choice (optional)



LOVE

Review & Bible Skills

- ☐ Small Group Timeline and Map Set (optional)



LIVE

Activity Choice (Option 1)

- ☐ “George Liele Word Search” printable

Activity Choice (Option 2)

- ☐ Big Picture Question Poster
- ☐ strips of fabric, 1 per pair

Reflection and Prayer

- ☐ Bible Story Coloring Page (optional)



PRIOR TO TEACHING THE SESSION

GATHER Supplies

Keep a regular supply of the following items available at all times: Bibles, pens or pencils, markers, crayons, colored pencils, scissors, glue or tape, paper.



WELCOME

Activity Page

- ☐ “By Faith Word Search” activity page

Session Starter (Option 2)

- ☐ dry erase board
- ☐ dry erase marker



LEARN

Introduce the Session

- ☐ countdown video

Big Picture Question

- ☐ Big Picture Question Poster

Review the Timeline

- ☐ Giant Timeline

Tell the Bible Story

- ☐ “We Are Saved by Faith in Jesus” video
- ☐ Bible Story Picture Poster

Questions from Kids

- ☐ “Unit 21, Session 4” questions from kids video

Missions Moment

- ☐ world map

Key Passage Activity

- ☐ Key Passage Poster
- ☐ “Without Faith (Hebrews 11:6)” song
- ☐ worship song of your choice (optional)
- ☐ dry erase board
- ☐ dry erase marker



LOVE

Review & Bible Skills

- ☐ Small Group Timeline and Map Set (optional)



LIVE

Activity Choice (Option 1)

- ☐ large craft sticks, 10
- ☐ cup

Activity Choice (Option 2)

- ☐ Big Picture Question Poster
- ☐ index cards, 8

Reflection and Prayer

- ☐ Bible Story Coloring Page (optional)