



PRIOR TO TEACH THE SESSION

GATHER Supplies

Standard supplies for each session: Bibles (full-size, small, and handheld), Allergy Alert, construction paper, tape (clear, duct, and painter's), copy paper, large crayons, scissors (adult use), glue sticks, beanbag, foam or cardboard blocks, play dough, paper cups, napkins, snacks



BABIES ACTIVITIES

Learning activities

- ☐ Bible Story Picture
- ☐ Key Passage Phrase Card

Roll a globe

- ☐ inflatable globe
- ☐ heart sticker

Find the animals

- ☐ small toy animals
- ☐ muffin tin



TODDLER ACTIVITIES

Learning activities

- ☐ Bible Story Picture

Circle time

- ☐ Bible Story Picture
- ☐ Key Passage Phrase Card

Paint the earth

- ☐ blue and green washable paint
- ☐ paint brushes
- ☐ painting smocks
- ☐ water
- ☐ paper towels
- ☐ wipes

Feed the animals

- ☐ toy animals
- ☐ ziplock bags
- ☐ oatmeal, corn, or rice

Look at a map

- ☐ map of your city or country
- ☐ heart stickers
- ☐ world map (optional)



BONUS TEACHING HOUR

Transition activity: Roll a globe

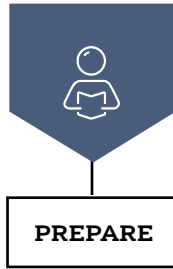
- ☐ inflatable globe

Make sticky earth art

- ☐ large sheet of contact plastic
- ☐ squares of blue and green tissue paper
- ☐ cotton balls

Go to Bethlehem

- ☐ blankets or mats



PRIOR TO TEACH THE SESSION

GATHER Supplies

Standard supplies for each session: Bibles (full-size, small, and handheld), Allergy Alert, construction paper, tape (clear, duct, and painter's), copy paper, large crayons, scissors (adult use), glue sticks, beanbag, foam or cardboard blocks, play dough, paper cups, napkins, snacks



BABIES ACTIVITIES

Learning activities

- ☐ Bible Story Picture
- ☐ Key Passage Phrase Card

Shake a gift box

- ☐ bells or other items that make noise
- ☐ small gift box

Feel feathers

- ☐ assortment of feathers
- ☐ contact plastic



TODDLER ACTIVITIES

Learning activities

- ☐ Bible Story Picture

Circle time

- ☐ Bible Story Picture
- ☐ Key Passage Phrase Card

Create a temple

- ☐ assorted paper shapes (squares, rectangles, and triangles)

Share a gift

- ☐ Bible Story Picture
- ☐ gift box
- ☐ wrapping paper



BONUS TEACHING HOUR

Transition activity: Build a temple with blocks

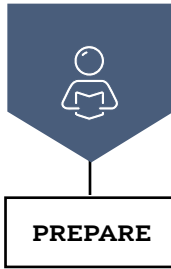
- ☐ toy doll and/or toy birds

Sort feathers

- ☐ feathers in a variety of colors

Find the birds

- ☐ basket or box
- ☐ assorted toy animals (including two birds)
- ☐ shredded paper



PRIOR TO TEACH THE SESSION

GATHER Supplies

Standard supplies for each session: Bibles (full-size, small, and handheld), Allergy Alert, construction paper, tape (clear, duct, and painter's), copy paper, large crayons, scissors (adult use), glue sticks, beanbag, foam or cardboard blocks, play dough, paper cups, napkins, snacks



BABIES ACTIVITIES

Learning activities

- ☐ Bible Story Picture
- ☐ Key Passage Phrase Card

Splash in the water

- ☐ shallow baking pan
- ☐ people figures
- ☐ towel
- ☐ water

Hunt for bugs in the "grass"

- ☐ toy insects or pictures of insects
- ☐ plastic bin
- ☐ shredded green paper



TODDLER ACTIVITIES

Learning activities

- ☐ Bible Story Picture

Circle time

- ☐ Bible Story Picture
- ☐ Key Passage Phrase Card

Paint a river

- ☐ paper
- ☐ bubble packaging
- ☐ painting smocks
- ☐ blue washable paint
- ☐ baking dish
- ☐ paper towels
- ☐ wipes

Carry a message

- ☐ envelopes

Explore a nature sensory box

- ☐ variety of nature items (leather, fur, rocks, toy bugs, leaves, and so forth)
- ☐ box



BONUS TEACHING HOUR

Transition activity: Create a wilderness

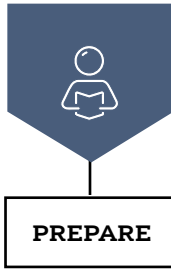
- ☐ blue, green, and brown play dough
- ☐ nature items (leaves, rocks, sticks, and toy insects)

Make a river

- ☐ blue sheet or plastic tablecloth
- ☐ Bible Story Picture

Hunt for nature

- ☐ variety of nature items (sticks, toy bugs, leaves, rocks, etc.) (optional)
- ☐ picture of nature items (optional)



PRIOR TO TEACH THE SESSION

GATHER Supplies

Standard supplies for each session: Bibles (full-size, small, and handheld), Allergy Alert, construction paper, tape (clear, duct, and painter's), copy paper, large crayons, scissors (adult use), glue sticks, beanbag, foam or cardboard blocks, play dough, paper cups, napkins, snacks



BABIES ACTIVITIES

Learning activities

- ☐ Bible Story Picture
- ☐ Key Passage Phrase Card

Explore bread

- ☐ slices of different types of bread
- ☐ ziplock bags

Build a mountain

- ☐ nesting blocks (or buckets)
- ☐ people figure



TODDLER ACTIVITIES

Learning activities

- ☐ Bible Story Picture

Circle time

- ☐ Bible Story Picture
- ☐ Key Passage Phrase Card

Make a book

- ☐ stapler and staples
- ☐ stickers



BONUS TEACHING HOUR

Transition activity: Put the story in order

- ☐ "Story Order Cards" printable

Build a mountain

- ☐ nesting blocks or cardboard boxes
- ☐ people figure



PRIOR TO TEACH THE SESSION

GATHER Supplies

Standard supplies for each session: Bibles (full-size, small, and handheld), Allergy Alert, construction paper, tape (clear, duct, and painter's), copy paper, large crayons, scissors (adult use), glue sticks, beanbag, foam or cardboard blocks, play dough, paper cups, napkins, snacks



BABIES ACTIVITIES

Learning activities

- ☐ Bible Story Picture
- ☐ Key Passage Phrase Card

Find Jesus

- ☐ Bible Story Picture
- ☐ gallon-size ziplock bag
- ☐ rice

Find baby in the mirror

- ☐ nonbreakable mirrors



TODDLER ACTIVITIES

Learning activities

- ☐ Bible Story Picture

Circle time

- ☐ Bible Story Picture
- ☐ Key Passage Phrase Card

Create a disciple chain

- ☐ simple people-shaped cutouts

Gather disciples

- ☐ people figures, 12 (or pictures of people from age-appropriate magazines, newspapers, or books)
- ☐ basket



BONUS TEACHING HOUR

Transition activity: Make play dough people figures

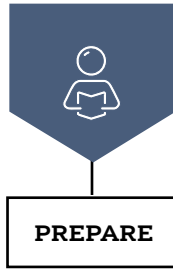
- ☐ people-shaped cookie cutters
- ☐ play dough tools

Create a footprint path

- ☐ shoe or footprint shapes
- ☐ Bible Story Picture (1 per path)

Count to 12

- ☐ muffin tin
- ☐ various size-appropriate items in quantities of 12 (toys, blocks, feathers, people figures, etc.)



PRIOR TO TEACH THE SESSION

GATHER Supplies

Standard supplies for each session: Bibles (full-size, small, and handheld), Allergy Alert, construction paper, tape (clear, duct, and painter's), copy paper, large crayons, scissors (adult use), glue sticks, beanbag, foam or cardboard blocks, play dough, paper cups, napkins, snacks



BABIES ACTIVITIES

Learning activities

- ☐ Bible Story Picture
- ☐ Key Passage Phrase Card

Uncover the cross

- ☐ poster board
- ☐ sticky notes

Find the cross

- ☐ craft sticks
- ☐ bin
- ☐ assorted ribbons or fabric



TODDLER ACTIVITIES

Learning activities

- ☐ Bible Story Picture

Circle time

- ☐ Bible Story Picture
- ☐ Key Passage Phrase Card

Cover "sin"

- ☐ brown paper
- ☐ permanent marker

Take animals to the temple

- ☐ assorted toy animals
- ☐ people figures
- ☐ box



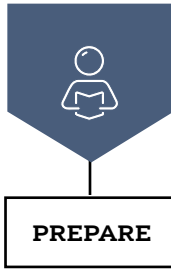
BONUS TEACHING HOUR

Transition activity: Make torn paper silhouettes

- ☐ black construction paper
- ☐ assortment of paper in sunset colors

Wrap a cross

- ☐ craft sticks
- ☐ various colors of yarn



PRIOR TO TEACH THE SESSION

GATHER Supplies

Standard supplies for each session: Bibles (full-size, small, and handheld), Allergy Alert, construction paper, tape (clear, duct, and painter's), copy paper, large crayons, scissors (adult use), glue sticks, beanbag, foam or cardboard blocks, play dough, paper cups, napkins, snacks



BABIES ACTIVITIES

Learning activities

- ☐ Bible Story Picture
- ☐ Key Passage Phrase Card

Color with water

- ☐ measuring cups
- ☐ water
- ☐ gallon-size ziplock bags
- ☐ food color

Explore on and off

- ☐ horseshoe-shaped pillows



TODDLER ACTIVITIES

Learning activities

- ☐ Bible Story Picture

Circle time

- ☐ Bible Story Picture
- ☐ Key Passage Phrase Card

A new heart

- ☐ tissue paper
- ☐ googly eyes

Care for babies

- ☐ baby dolls
- ☐ blankets
- ☐ baby doll accessories

Go and seek

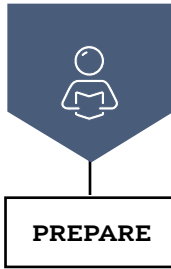
- ☐ map



BONUS TEACHING HOUR

Examine butterflies

- ☐ "Butterfly Facts" printable



PRIOR TO TEACH THE SESSION

GATHER Supplies

Standard supplies for each session: Bibles (full-size, small, and handheld), Allergy Alert, construction paper, tape (clear, duct, and painter's), copy paper, large crayons, scissors (adult use), glue sticks, beanbag, foam or cardboard blocks, play dough, paper cups, napkins, snacks



BABIES ACTIVITIES

Learning activities

- ☐ Bible Story Picture
- ☐ Key Passage Phrase Card

Roll the ball

- ☐ horseshoe-shaped pillows
- ☐ medium-size ball

Play with water

- ☐ plastic bin
- ☐ water
- ☐ towel or plastic tablecloth
- ☐ horseshoe-shaped pillows
- ☐ plastic cups



TODDLER ACTIVITIES

Learning activities

- ☐ Bible Story Picture

Circle time

- ☐ Bible Story Picture
- ☐ Key Passage Phrase Card

Trace a heart

- ☐ clear contact plastic

Fill the jar

- ☐ plastic jars, 2
- ☐ plastic tablecloth
- ☐ plastic bottles of water, 2



BONUS TEACHING HOUR

Drink water party

- ☐ water

Build a well

- ☐ "Wells" printable



PRIOR TO TEACH THE SESSION

GATHER Supplies

Standard supplies for each session: Bibles (full-size, small, and handheld), Allergy Alert, construction paper, tape (clear, duct, and painter's), copy paper, large crayons, scissors (adult use), glue sticks, beanbag, foam or cardboard blocks, play dough, paper cups, napkins, snacks



BABIES ACTIVITIES

Learning activities

- ☐ Bible Story Picture
- ☐ Key Passage Phrase Card

Pass the box

- ☐ small box
- ☐ wrapping paper
- ☐ bow
- ☐ high chairs

Explore balls

- ☐ balls in various sizes
- ☐ horseshoe-shaped pillows



TODDLER ACTIVITIES

Learning activities

- ☐ Bible Story Picture

Circle time

- ☐ Bible Story Picture
- ☐ Key Passage Phrase Card

Call out happy and sad

- ☐ paper plates, 2

Make play dough hearts

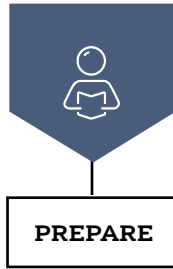
- ☐ heart-shaped cookie cutters



BONUS TEACHING HOUR

Shape shaving cream

- ☐ shaving cream
- ☐ paper towels
- ☐ wipes



PRIOR TO TEACH THE SESSION

GATHER Supplies

Standard supplies for each session: Bibles (full-size, small, and handheld), Allergy Alert, construction paper, tape (clear, duct, and painter's), copy paper, large crayons, scissors (adult use), glue sticks, beanbag, foam or cardboard blocks, play dough, paper cups, napkins, snacks



BABIES ACTIVITIES

Learning activities

- ☐ Bible Story Picture
- ☐ Key Passage Phrase Card

Worship with instruments

- ☐ musical instruments (tambourines, maracas, bells, etc.)



TODDLER ACTIVITIES

Learning activities

- ☐ Bible Story Picture

Circle time

- ☐ Bible Story Picture
- ☐ Key Passage Phrase Card

Spread the good news

- ☐ newspaper

Sort and explore the Bibles

- ☐ Bibles in various sizes, colors, and types (touch-and-feel, board books, storybook, popup Bibles, etc.)
- ☐ "Scroll" printable



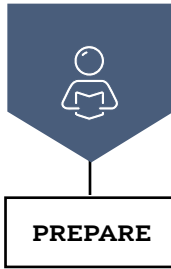
BONUS TEACHING HOUR

Make a scroll

- ☐ plastic tablecloths
- ☐ cups
- ☐ dark-colored cola or tea
- ☐ sponges

Observe church buildings

- ☐ "Church Buildings" printable



PRIOR TO TEACH THE SESSION

GATHER Supplies

Standard supplies for each session: Bibles (full-size, small, and handheld), Allergy Alert, construction paper, tape (clear, duct, and painter's), copy paper, large crayons, scissors (adult use), glue sticks, beanbag, foam or cardboard blocks, play dough, paper cups, napkins, snacks



BABIES ACTIVITIES

Learning activities

- ☐ Bible Story Picture
- ☐ Key Passage Phrase Card

Draw with water

- ☐ water
- ☐ paper towels

Explore bandages

- ☐ different types of bandages (self-adhesive, gauze, etc.)
- ☐ plastic dolls or people figurines



TODDLER ACTIVITIES

Learning activities

- ☐ Bible Story Picture

Circle time

- ☐ Bible Story Picture
- ☐ Key Passage Phrase Card

Create self-adhesive bandage art

- ☐ self-adhesive bandages

Bandage a baby

- ☐ baby doll
- ☐ wrap bandage

Discover a first aid kit

- ☐ age-appropriate first aid kit



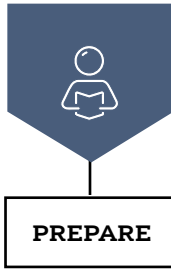
BONUS TEACHING HOUR

Pray alone

- ☐ soft worship music
- ☐ electronic device

Find Jesus

- ☐ people figure or a picture of Jesus



PRIOR TO TEACH THE SESSION

GATHER Supplies

Standard supplies for each session: Bibles (full-size, small, and handheld), Allergy Alert, construction paper, tape (clear, duct, and painter's), copy paper, large crayons, scissors (adult use), glue sticks, beanbag, foam or cardboard blocks, play dough, paper cups, napkins, snacks



BABIES ACTIVITIES

Learning activities

- ☐ Bible Story Picture
- ☐ Key Passage Phrase Card

Make a sensory water bottle

- ☐ plastic water bottles
- ☐ water
- ☐ blue food color
- ☐ baby or cooking oil
- ☐ small objects (pony beads, googly eyes, small foam cutouts, etc.)
- ☐ liquid glue

Play in water

- ☐ small tub or bucket
- ☐ water
- ☐ plastic tablecloth or shower curtain
- ☐ water toys (boats, scoops, or large spoons)
- ☐ paper towels



TODDLER ACTIVITIES

Learning activities

- ☐ Bible Story Picture

Circle time

- ☐ Bible Story Picture
- ☐ Key Passage Phrase Card

Fill the bin

- ☐ small toys
- ☐ bin
- ☐ worship music
- ☐ electronic device

Cast nets

- ☐ net or lightweight blanket

Work puzzles with friends

- ☐ Bible Story Picture
(1 per group)

Float or sink

- ☐ container
- ☐ water
- ☐ various objects for toddlers to place in the water (sponge, toy car, marker/crayon, boat, ball, etc.)



BONUS TEACHING HOUR

Make fish art

- ☐ "Fish Outline" printable
- ☐ tissue paper

Eat a fish snack

- ☐ fish-shaped crackers
- ☐ water or juice



PRIOR TO TEACH THE SESSION

GATHER Supplies

Standard supplies for each session: Bibles (full-size, small, and handheld), Allergy Alert, construction paper, tape (clear, duct, and painter's), copy paper, large crayons, scissors (adult use), glue sticks, beanbag, foam or cardboard blocks, play dough, paper cups, napkins, snacks



BABIES ACTIVITIES

Learning activities

- ☐ Bible Story Picture
- ☐ Key Passage Phrase Card

Play with Noah's animals

- ☐ soft animal toys



TODDLER ACTIVITIES

Learning activities

- ☐ Bible Story Picture

Circle time

- ☐ Bible Story Picture
- ☐ Key Passage Phrase Card

Watercolor faith

- ☐ white construction paper
- ☐ white crayon
- ☐ paint brushes
- ☐ water
- ☐ painting smocks
- ☐ watercolor paints
- ☐ paper towels
- ☐ wipes

Sing a song

- ☐ musical instruments

Build a house of faith

- ☐ hard or soft toys

Match the animals

- ☐ "Animal Pictures" printable



BONUS TEACHING HOUR

Transition activity: Hide the spy

- ☐ small item (toy, book, or another small item)

Find the ball

- ☐ bowls, 3
- ☐ bouncy ball

Play out Moses and the Red Sea

- ☐ blue sheets or tablecloths, 2