



PRIOR TO TEACHING THE SESSION

GATHER Supplies

Keep a regular supply of the following items available at all times: Bibles, pens or pencils, markers, crayons, colored pencils, scissors, glue or tape, paper.



WELCOME

Activity Page

- ☐ “Jesus Restores Our Hearts” activity page

Session Starter (Option 1)

- ☐ toothpicks, 2 per kid
- ☐ pennies, 1 per kid

Session Starter (Option 2)

- ☐ cupcake tin
- ☐ objects too large for the cupcake tin molds such as large blocks, stuffed animals, cups, etc., 1 per kid
- ☐ cupcake liners, 1 per kid



LEARN

Introduce the Session

- ☐ countdown video

Big Picture Question

- ☐ Big Picture Question Poster

Review the Timeline

- ☐ Giant Timeline

Tell the Bible Story

- ☐ “Jeroboam Disobeyed God” video
- ☐ Bible Story Picture Poster
- ☐ megaphone (optional)
- ☐ blocks and stuffed animals (optional)

Questions from Kids

- ☐ “Unit 13, Session 1” questions from kids video

Missions Moment

- ☐ “When You Don’t Know When” missions video

Key Passage Activity

- ☐ Key Passage Poster
- ☐ “The Lord Our God (Deuteronomy 6:4-5)” song
- ☐ worship song of your choice (optional)



LOVE

Discussion & Bible Skills

- ☐ Small Group Timeline and Map Set (optional)



LIVE

Activity Choice (Option 1)

- ☐ index cards, 10
- ☐ glow sticks, 10

Activity Choice (Option 2)

- ☐ Big Picture Question Poster

Reflection and Prayer

- ☐ Bible Story Coloring Page (optional)



PRIOR TO TEACHING THE SESSION

GATHER Supplies

Keep a regular supply of the following items available at all times: Bibles, pens or pencils, markers, crayons, colored pencils, scissors, glue or tape, paper.



WELCOME

Activity Page

- ☐ “Will It Catch Fire?” activity page

Session Starter (Option 2)

- ☐ yarn, several pieces per team
- ☐ dry penne pasta, 60–80 pieces
- ☐ cooked penne pasta, 40–60 pieces



LEARN

Introduce the Session

- ☐ countdown video

Big Picture Question

- ☐ Big Picture Question Poster

Review the Timeline

- ☐ Giant Timeline

Tell the Bible Story

- ☐ “Elijah Served as a Prophet” video
- ☐ Bible Story Picture Poster

Questions from Kids

- ☐ “Unit 13, Session 2” questions from kids video

Missions Moment

- ☐ world map

Key Passage Activity

- ☐ Key Passage Poster
- ☐ “The Lord Our God (Deuteronomy 6:4-5)” song
- ☐ worship song of your choice (optional)
- ☐ sticky notes



LOVE

Discussion & Bible Skills

- ☐ Small Group Timeline and Map Set (optional)



LIVE

Activity Choice (Option 1)

- ☐ construction paper, 1 per kid
- ☐ ribbon, stickers, tissue paper (optional)
- ☐ dry erase board
- ☐ dry erase marker

Activity Choice (Option 2)

- ☐ Big Picture Question Poster
- ☐ large sheets of paper, 2

Reflection and Prayer

- ☐ Bible Story Coloring Page (optional)



PRIOR TO TEACHING THE SESSION

GATHER Supplies

Keep a regular supply of the following items available at all times: Bibles, pens or pencils, markers, crayons, colored pencils, scissors, glue or tape, paper.



WELCOME

Activity Page

- ☐ "Double Portion" activity page

Session Starter (Option 2)

- ☐ small male figurine



LEARN

Introduce the Session

- ☐ countdown video

Big Picture Question

- ☐ Big Picture Question Poster

Review the Timeline

- ☐ Giant Timeline

Tell the Bible Story

- ☐ "Elisha Served as a Prophet" video
- ☐ Bible Story Picture Poster

Questions from Kids

- ☐ "Unit 13, Session 3" questions from kids video

Missions Moment

- ☐ "Haun's Door to Door" missions video

Key Passage Activity

- ☐ Key Passage Poster
- ☐ "The Lord Our God (Deuteronomy 6:4-5)" song
- ☐ worship song of your choice (optional)
- ☐ ball



LOVE

Discussion & Bible Skills

- ☐ Small Group Timeline and Map Set (optional)



LIVE

Activity Choice (Option 1)

- ☐ adhesive bandage
- ☐ medicine dropper
- ☐ thermometer
- ☐ gauze
- ☐ gloves
- ☐ mask
- ☐ tweezers
- ☐ antiseptic wipe

Activity Choice (Option 2)

- ☐ Big Picture Question Poster
- ☐ pom-poms, 2 sets
- ☐ masking tape
- ☐ paper plates, 1 per kid

Reflection and Prayer

- ☐ Bible Story Coloring Page (optional)



PRIOR TO TEACHING THE SESSION

GATHER Supplies

Keep a regular supply of the following items available at all times: Bibles, pens or pencils, markers, crayons, colored pencils, scissors, glue or tape, paper.



WELCOME

Activity Page

- ☐ “Naaman Was Sick” activity page

Session Starter (Option 1)

- ☐ pennies, one less than the total number of kids

Session Starter (Option 2)

- ☐ bucket
- ☐ water
- ☐ toothpicks, 1 per group
- ☐ metal spoons, 1 per group
- ☐ coins, 1 per group
- ☐ small pieces of paper, 1 per group



LEARN

Introduce the Session

- ☐ countdown video

Big Picture Question

- ☐ Big Picture Question Poster

Review the Timeline

- ☐ Giant Timeline

Tell the Bible Story

- ☐ “Elisha Performed Miracles” video
- ☐ Bible Story Picture Poster

Questions from Kids

- ☐ “Unit 13, Session 4” questions from kids video

Missions Moment

- ☐ “Send Relief Photos” missions printable

Key Passage Activity

- ☐ Key Passage Poster
- ☐ “The Lord Our God (Deuteronomy 6:4-5)” song
- ☐ worship song of your choice (optional)



LOVE

Discussion & Bible Skills

- ☐ Small Group Timeline and Map Set (optional)



LIVE

Activity Choice (Option 1)

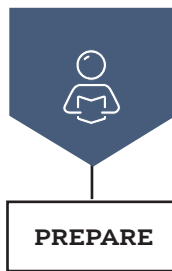
- ☐ serving trays, 1 per team
- ☐ plastic utensils, 1 per team
- ☐ paper plates, 1 per team
- ☐ cups, 1 per team
- ☐ napkins, 1 per team

Activity Choice (Option 2)

- ☐ Big Picture Question Poster

Reflection and Prayer

- ☐ Bible Story Coloring Page (optional)



PRIOR TO TEACHING THE SESSION

GATHER Supplies

Keep a regular supply of the following items available at all times: Bibles, pens or pencils, markers, crayons, colored pencils, scissors, glue or tape, paper.



WELCOME

Activity Page

- ☐ "Worship God Alone" activity page

Session Starter (Option 2)

- ☐ bowl



LEARN

Introduce the Session

- ☐ countdown video

Big Picture Question

- ☐ Big Picture Question Poster

Review the Timeline

- ☐ Giant Timeline

Tell the Bible Story

- ☐ "We Are to Worship God Alone" video
- ☐ Bible Story Picture Poster

Questions from Kids

- ☐ "Unit 13, Session 5" questions from kids video

Missions Moment

- ☐ "Early Days" missions video

Key Passage Activity

- ☐ Key Passage Poster
- ☐ "The Lord Our God (Deuteronomy 6:4-5)" song
- ☐ worship song of your choice (optional)



LOVE

Discussion & Bible Skills

- ☐ Small Group Timeline and Map Set (optional)



LIVE

Activity Choice (Option 2)

- ☐ Big Picture Question Poster
- ☐ brooms, 4
- ☐ crumpled paper, 1 per kid

Reflection and Prayer

- ☐ Bible Story Coloring Page (optional)



PRIOR TO TEACHING THE SESSION

GATHER Supplies

Keep a regular supply of the following items available at all times: Bibles, pens or pencils, markers, crayons, colored pencils, scissors, glue or tape, paper.



WELCOME

Activity Page

- ☐ “Tools for the Job” activity page

Session Starter (Option 1)

- ☐ cardboard box
- ☐ aluminum foil balls, 3

Session Starter (Option 2)

- ☐ empty tissue boxes, 3
- ☐ cotton balls
- ☐ tweezers, 3
- ☐ timer



LEARN

Introduce the Session

- ☐ countdown video

Big Picture Question

- ☐ Big Picture Question Poster

Review the Timeline

- ☐ Giant Timeline

Tell the Bible Story

- ☐ “Joash Wanted to Obey God” video
- ☐ Bible Story Picture Poster
- ☐ dry erase board and marker (optional)
- ☐ index card (optional)

Questions from Kids

- ☐ “Unit 14, Session 1” questions from kids video

Missions Moment

- ☐ “Myanmar Map” printable

Key Passage Activity

- ☐ Key Passage Poster
- ☐ “Repentance (Acts 3:19)”
- ☐ worship song of your choice (optional)



LOVE

Discussion & Bible Skills

- ☐ Small Group Timeline and Map Set (optional)



LIVE

Activity Choice (Option 2)

- ☐ Big Picture Question Poster

Reflection and Prayer

- ☐ Bible Story Coloring Page (optional)



PRIOR TO TEACHING THE SESSION

GATHER Supplies

Keep a regular supply of the following items available at all times: Bibles, pens or pencils, markers, crayons, colored pencils, scissors, glue or tape, paper.



WELCOME

Activity Page

- ☐ “Good Judgment” activity page

Session Starter (Option 1)

- ☐ bell or phone ringtone

Session Starter (Option 2)

- ☐ wood blocks, 1 set per group
- ☐ balls, 1 per group



LEARN

Introduce the Session

- ☐ countdown video

Big Picture Question

- ☐ Big Picture Question Poster

Review the Timeline

- ☐ Giant Timeline

Tell the Bible Story

- ☐ “Isaiah Warned of God’s Judgment” video
- ☐ Bible Story Picture Poster
- ☐ dry erase board (optional)

Questions from Kids

- ☐ “Unit 14, Session 2” questions from kids video

Key Passage Activity

- ☐ Key Passage Poster
- ☐ “Repentance (Acts 3:19)” song
- ☐ worship song of your choice (optional)
- ☐ cardstock, 2
- ☐ plastic bags, 2



LOVE

Discussion & Bible Skills

- ☐ Small Group Timeline and Map Set (optional)



LIVE

Activity Choice (Option 1)

- ☐ dry erase board
- ☐ dry erase marker
- ☐ phone with internet capabilities

Activity Choice (Option 2)

- ☐ Big Picture Question Poster
- ☐ index cards, 4 per kid
- ☐ stapler
- ☐ dry erase board
- ☐ dry erase marker

Reflection and Prayer

- ☐ Bible Story Coloring Page (optional)



PRIOR TO TEACHING THE SESSION

GATHER Supplies

Keep a regular supply of the following items available at all times: Bibles, pens or pencils, markers, crayons, colored pencils, scissors, glue or tape, paper.



WELCOME

Activity Page

- ☐ “Warning!” activity page

Session Starter (Option 1)

- ☐ wooden blocks, 1 set per group
- ☐ apples, 1 per group
- ☐ timer

Session Starter (Option 2)

- ☐ holiday decorations for Christmas, Thanksgiving, Valentine’s Day, St. Patrick’s Day, and the Fourth of July



LEARN

Introduce the Session

- ☐ countdown video

Big Picture Question

- ☐ Big Picture Question Poster

Review the Timeline

- ☐ Giant Timeline

Tell the Bible Story

- ☐ “Zephaniah Warned God’s People to Repent” video
- ☐ Bible Story Picture Poster
- ☐ red paper (optional)
- ☐ white paper (optional)

Questions from Kids

- ☐ “Unit 14, Session 3” questions from kids video

Missions Moment

- ☐ “Adoniram Judson Photo” printable

Key Passage Activity

- ☐ Key Passage Poster
- ☐ “Repentance (Acts 3:19)” song
- ☐ worship song of your choice (optional)
- ☐ dry erase board
- ☐ dry erase marker



LOVE

Discussion & Bible Skills

- ☐ Small Group Timeline and Map Set (optional)



LIVE

Activity Choice (Option 1)

- ☐ “Myanmar Flag” printable

Activity Choice (Option 2)

- ☐ Big Picture Question Poster

Reflection and Prayer

- ☐ Bible Story Coloring Page (optional)



PRIOR TO TEACHING THE SESSION

GATHER Supplies

Keep a regular supply of the following items available at all times: Bibles, pens or pencils, markers, crayons, colored pencils, scissors, glue or tape, paper.



WELCOME

Activity Page

- ☐ "John the Baptist" activity page

Session Starter (Option 1)

- ☐ penny

Session Starter (Option 2)

- ☐ music



LEARN

Introduce the Session

- ☐ countdown video

Big Picture Question

- ☐ Big Picture Question Poster

Review the Timeline

- ☐ Giant Timeline

Tell the Bible Story

- ☐ "We Are to Repent of Sin" video
- ☐ Bible Story Picture Poster
- ☐ Bible times clothes of John the Baptist (optional)
- ☐ map of Jordan River (optional)

Questions from Kids

- ☐ "Unit 14, Session 4" questions from kids video

Missions Moment

- ☐ "Adoniram Judson" printable

Key Passage Activity

- ☐ Key Passage Poster
- ☐ "Repentance (Acts 3:19) song
- ☐ worship song of your choice (optional)
- ☐ index cards



LOVE

Discussion & Bible Skills

- ☐ Small Group Timeline and Map Set (optional)



LIVE

Activity Choice (Option 1)

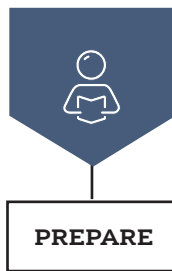
- ☐ beanbags, 1 per team

Activity Choice (Option 2)

- ☐ Big Picture Question Poster
- ☐ heart-shaped cutout

Reflection and Prayer

- ☐ Bible Story Coloring Page (optional)



PRIOR TO TEACHING THE SESSION

GATHER Supplies

Keep a regular supply of the following items available at all times: Bibles, pens or pencils, markers, crayons, colored pencils, scissors, glue or tape, paper.



WELCOME

Activity Page

- ☐ “To Obey is to Love God” activity page

Session Starter (Option 2)

- ☐ dry erase board
- ☐ dry erase marker



LEARN

Introduce the Session

- ☐ countdown video

Big Picture Question

- ☐ Big Picture Question Poster

Review the Timeline

- ☐ Giant Timeline

Tell the Bible Story

- ☐ “Jonah Warned of God’s Judgment” video
- ☐ Bible Story Picture Poster

Questions from Kids

- ☐ “Unit 15, Session 1” questions from kids video

Missions Moment

- ☐ “Sharing Hope” missions video

Key Passage Activity

- ☐ Key Passage Poster
- ☐ “For It Was You (Psalm 139:13-14)” song
- ☐ worship song of your choice (optional)



LOVE

Discussion & Bible Skills

- ☐ Small Group Timeline and Map Set (optional)



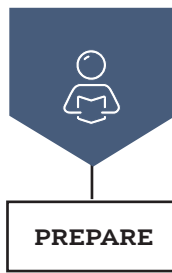
LIVE

Activity Choice (Option 2)

- ☐ Big Picture Question Poster
- ☐ ball, 1 per pair

Reflection and Prayer

- ☐ Bible Story Coloring Page (optional)



PRIOR TO TEACHING THE SESSION

GATHER Supplies

Keep a regular supply of the following items available at all times: Bibles, pens or pencils, markers, crayons, colored pencils, scissors, glue or tape, paper.



Activity Page

- ☐ “Spot the Difference” activity page



Introduce the Session

- ☐ countdown video

Big Picture Question

- ☐ Big Picture Question Poster

Review the Timeline

- ☐ Giant Timeline

Tell the Bible Story

- ☐ “Nahum Warned of God’s Judgment” video
- ☐ Bible Story Picture Poster

Questions from Kids

- ☐ “Unit 15, Session 2” questions from kids video

Key Passage Activity

- ☐ Key Passage Poster
- ☐ “For It Was You (Psalm 139:13-14)” song
- ☐ worship song of your choice (optional)
- ☐ index cards, 1 per kid



Discussion & Bible Skills

- ☐ Small Group Timeline and Map Set (optional)



Activity Choice (Option 1)

- ☐ “ASL Alphabet” printable, 1 per team and 1 per leader

Activity Choice (Option 2)

- ☐ Big Picture Question Poster
- ☐ washable stamp pad, 1 per table
- ☐ washable markers, 1 per kid

Reflection and Prayer

- ☐ Bible Story Coloring Page (optional)



PRIOR TO TEACHING THE SESSION

GATHER Supplies

Keep a regular supply of the following items available at all times: Bibles, pens or pencils, markers, crayons, colored pencils, scissors, glue or tape, paper.



Activity Page

- ☐ “The Last Kings of Judah” activity page

Session Starter (Option 2)

- ☐ index cards, 1 per kid



Introduce the Session

- ☐ countdown video

Big Picture Question

- ☐ Big Picture Question Poster

Review the Timeline

- ☐ Giant Timeline

Tell the Bible Story

- ☐ “God’s People Were Taken Captive” video
- ☐ Bible Story Picture Poster
- ☐ paper bag puppets, 4 (optional)
- ☐ rope, 2-3 pieces (optional)

Questions from Kids


- ☐ “Unit 15, Session 3” questions from kids video

Missions Moment

- ☐ “Oakwood Deaf Community Church” missions video

Key Passage Activity

- ☐ Key Passage Poster
- ☐ “For It Was You (Psalm 139:13-14)” song
- ☐ worship song of your choice (optional)
- ☐ ball



Discussion & Bible Skills

- ☐ Small Group Timeline and Map Set (optional)



Activity Choice (Option 1)

- ☐ Bible story props (optional)

Activity Choice (Option 2)

- ☐ Big Picture Question Poster
- ☐ variety of objects such as a ball, coin, block, etc., 10 items per team

Reflection and Prayer

- ☐ Bible Story Coloring Page (optional)



PRIOR TO TEACHING THE SESSION

GATHER Supplies

Keep a regular supply of the following items available at all times: Bibles, pens or pencils, markers, crayons, colored pencils, scissors, glue or tape, paper.



WELCOME

Activity Page

- ☐ "Praise God" activity page



LEARN

Introduce the Session

- ☐ countdown video

Big Picture Question

- ☐ Big Picture Question Poster

Review the Timeline

- ☐ Giant Timeline

Tell the Bible Story

- ☐ "Every Person Matters" video
- ☐ Bible Story Picture Poster

Questions from Kids

- ☐ "Unit 15, Session 4" questions from kids video

Key Passage Activity

- ☐ Key Passage Poster
- ☐ "For It Was You (Psalm 139:13-14)" song
- ☐ worship song of your choice (optional)



LOVE

Discussion & Bible Skills

- ☐ Small Group Timeline and Map Set (optional)



LIVE

Activity Choice (Option 1)

- ☐ cardstock, 1 piece per kid

Activity Choice (Option 2)

- ☐ Big Picture Question Poster
- ☐ blindfolds, 1 per pair

Reflection and Prayer

- ☐ Bible Story Coloring Page (optional)