

PRIOR TO TEACHING THE SESSION

GATHER Supplies

Keep a regular supply of the following items available at all times: Bibles, pens or pencils, markers, crayons, colored pencils, scissors, glue or tape, paper.



WELCOME

Activity Page

- ☐ “Secret Message” activity page

Session Starter (Option 1)

- ☐ tennis balls or stress balls

Session Starter (Option 2)

- ☐ dry erase board or large sheet of paper
- ☐ dry erase marker
- ☐ dice



LEARN

Introduce the Session

- ☐ countdown video

Big Picture Question

- ☐ Big Picture Question Poster

Review the Timeline

- ☐ Giant Timeline

Tell the Bible Story

- ☐ “God Encouraged Joshua” video
- ☐ Bible Story Picture Poster

Questions from Kids

- ☐ “Unit 7, Session 1” questions from kids video

Missions Moment

- ☐ “Annie Armstrong Biography” missions video

Key Passage Activity

- ☐ Key Passage Poster
- ☐ “A Light On My Path (Psalm 119:105)” song
- ☐ worship song of your choice (optional)



LOVE

Review & Bible Skills

- ☐ Small Group Timeline and Map Set
- ☐ world map



LIVE

Activity Choice (Option 1)

- ☐ stationery

Activity Choice (Option 2)

- ☐ Big Picture Question Poster

Journal and Prayer

- ☐ Journal Page
- ☐ “Wild Wanderings” activity page



PRIOR TO TEACHING THE SESSION

GATHER Supplies

Keep a regular supply of the following items available at all times: Bibles, pens or pencils, markers, crayons, colored pencils, scissors, glue or tape, paper.



Activity Page

- ☐ “Remembering Stones” activity page

Session Starter (Option 1)

- ☐ hula hoop



Introduce the Session

- ☐ countdown video

Big Picture Question

- ☐ Big Picture Question Poster

Review the Timeline

- ☐ Giant Timeline

Tell the Bible Story

- ☐ “God Stopped the Jordan River” video
- ☐ Bible Story Picture Poster

Questions from Kids


- ☐ “Unit 7, Session 2” questions from kids video

Missions Moment

- ☐ “Women in Missions” missions video

Key Passage Activity

- ☐ Key Passage Poster
- ☐ “A Light on My Path (Psalm 119:105)” song
- ☐ worship song of your choice (optional)



Review & Bible skills

- ☐ Small Group Timeline and Map Set
- ☐ world map



Activity Choice (Option 1)

- ☐ large sheets of paper or craft paper

Activity Choice (Option 2)

- ☐ Big Picture Question Poster
- ☐ smooth rocks or modeling clay
- ☐ toothpicks

Journal and Prayer

- ☐ Journal Page
- ☐ “The Right Rhymes” activity page



PRIOR TO TEACHING THE SESSION

GATHER Supplies

Keep a regular supply of the following items available at all times: Bibles, pens or pencils, markers, crayons, colored pencils, scissors, glue or tape, paper.



Activity Page

- ☐ “Along Those Lines” activity page

Session Starter (Option 1)

- ☐ index cards (optional)

Session Starter (Option 2)

- ☐ table tennis balls
- ☐ permanent marker
- ☐ boxes or bins, 2
- ☐ spoons, 1 per kid
- ☐ stopwatch or timer (optional)



Introduce the Session

- ☐ countdown video

Big Picture Question

- ☐ Big Picture Question Poster

Review the Timeline

- ☐ Giant Timeline

Tell the Bible Story

- ☐ “The Bible Helps Us Live for God” video
- ☐ Bible Story Picture Poster

Questions from Kids

- ☐ “Unit 7, Session 3” questions from kids video

Missions Moment

- ☐ “Yvette Aarons Poster” printable

Key Passage Activity

- ☐ Key Passage Poster
- ☐ “A Light on My Path (Psalm 119:105)” song
- ☐ worship song of your choice (optional)



Review & Bible skills

- ☐ Small Group Timeline and Map Set
- ☐ world map



Activity Choice (Option 1)

- ☐ noise-canceling headphones or other over-ear hearing protection

Activity Choice (Option 2)

- ☐ dry erase board or large sheet of paper
- ☐ Big Picture Question Poster

Journal and Prayer

- ☐ Journal Page
- ☐ “How Should We Live?” activity page



PRIOR TO TEACHING THE SESSION

GATHER Supplies

Keep a regular supply of the following items available at all times: Bibles, pens or pencils, markers, crayons, colored pencils, scissors, glue or tape, paper.



Activity Page

- ☐ “Make Some Noise” activity page

Session Starter (Option 1)

- ☐ small building blocks or straws and tape
- ☐ small objects of various weight from around the room



Introduce the Session

- ☐ countdown video

Big Picture Question

- ☐ Big Picture Question Poster

Review the Timeline

- ☐ Giant Timeline

Tell the Bible Story

- ☐ “God Defeated Jericho” video
- ☐ Bible Story Picture Poster

Questions from Kids

- ☐ “Unit 8, Session 1” questions from kids video

Missions Moment

- ☐ “Meet the Worthy Family” missions video
- ☐ world map

Key Passage Activity

- ☐ Key Passage Poster
- ☐ “The God Who Works Wonders (Psalm 77:14)” song
- ☐ worship song of your choice (optional)



Review & Bible skills

- ☐ Small Group Timeline and Map Set
- ☐ world map



Activity Choice (Option 1)

- ☐ “Build Your Own Slice” printable

Activity Choice (Option 2)

- ☐ Big Picture Question Poster

Journal and Prayer

- ☐ Journal Page
- ☐ “Secret Message Decode” activity page



PRIOR TO TEACHING THE SESSION

GATHER Supplies

Keep a regular supply of the following items available at all times: Bibles, pens or pencils, markers, crayons, colored pencils, scissors, glue or tape, paper.



WELCOME

Activity Page

- ☐ “Big Picture Unscramble” activity page

Session Starter (Option 2)

- ☐ modeling clay



LEARN

Introduce the Session

- ☐ countdown video

Big Picture Question

- ☐ Big Picture Question Poster

Review the Timeline

- ☐ Giant Timeline

Tell the Bible Story

- ☐ “God Gave the People the Land” video
- ☐ Bible Story Picture Poster

Questions from Kids

- ☐ “Unit 8, Session 2” questions from kids video

Missions Moment

- ☐ “Worthy Family Poster” printable

Key Passage Activity

- ☐ Key Passage Poster
- ☐ “The God Who Works Wonders (Psalm 77:14)” song
- ☐ worship song of your choice (optional)



LOVE

Review & Bible skills

- ☐ Small Group Timeline and Map Set
- ☐ world map



LIVE

Activity Choice (Option 1)

- ☐ raw spaghetti noodles
- ☐ marshmallows

Activity Choice (Option 2)

- ☐ Big Picture Question Poster
- ☐ flashlights
- ☐ medium balls
- ☐ small balls

Journal and Prayer

- ☐ Journal Page
- ☐ “God’s Battle Plan” activity page



PRIOR TO TEACHING THE SESSION

GATHER Supplies

Keep a regular supply of the following items available at all times: Bibles, pens or pencils, markers, crayons, colored pencils, scissors, glue or tape, paper.



WELCOME

Activity Page

- ☐ “This or That?” activity page

Session Starter (Option 2)

- ☐ plastic or paper cups (not clear), 10-15
- ☐ small items, 5 (buttons, coins, pom poms, etc.)



LEARN

Introduce the Session

- ☐ countdown video

Big Picture Question

- ☐ Big Picture Question Poster

Review the Timeline

- ☐ Giant Timeline

Tell the Bible Story

- ☐ “Joshua Challenged the People” video
- ☐ Bible Story Picture Poster

Questions from Kids

- ☐ “Unit 8, Session 3” questions from kids video

Missions Moment

- ☐ “He Is Worthy” missions video

Key Passage Activity

- ☐ Key Passage Poster
- ☐ “The God Who Works Wonders (Psalm 77:14)” song
- ☐ worship song of your choice (optional)



LOVE

Review & Bible skills

- ☐ Small Group Timeline and Map Set
- ☐ world map



LIVE

Activity Choice (Option 1)

- ☐ large sheet of paper

Activity Choice (Option 2)

- ☐ Big Picture Question Poster
- ☐ 12-inch dowels, 1 per kid
- ☐ half-sheets of paper

Journal and Prayer

- ☐ Journal Page
- ☐ “Joshua’s Challenge” activity page



PRIOR TO TEACHING THE SESSION

GATHER Supplies

Keep a regular supply of the following items available at all times: Bibles, pens or pencils, markers, crayons, colored pencils, scissors, glue or tape, paper.



Activity Page

- ☐ “Mirror Image” activity page

Session Starter (Option 1)

- ☐ ball

Session Starter (Option 2)

- ☐ tray
- ☐ random small items
- ☐ cloth or towel



Introduce the Session

- ☐ countdown video

Big Picture Question

- ☐ Big Picture Question Poster

Review the Timeline

- ☐ Giant Timeline

Tell the Bible Story

- ☐ “God’s Miracles Prove Who He Is” video
- ☐ Bible Story Picture Poster

Questions from Kids

- ☐ “Unit 8, Session 4” questions from kids video

Missions Moment

- ☐ “Worthy Family Poster” printable
- ☐ world map

Key Passage Activity

- ☐ Key Passage Poster
- ☐ “The God Who Works Wonders (Psalm 77:14)” song
- ☐ worship song of your choice (optional)



Review & Bible skills

- ☐ Small Group Timeline and Map Set
- ☐ world map



Activity Choice (Option 1)

- ☐ “International Missions Crossword” printable

Activity Choice (Option 2)

- ☐ Big Picture Question Poster

Journal and Prayer

- ☐ Journal Page
- ☐ “Jesus Is ... ” activity page



PRIOR TO TEACHING THE SESSION

GATHER Supplies

Keep a regular supply of the following items available at all times: Bibles, pens or pencils, markers, crayons, colored pencils, scissors, glue or tape, paper.



Activity Page

- ☐ "Hidden Pictures" activity page

Session Starter (Option 1)

- ☐ cue cards

Session Starter (Option 2)

- ☐ index cards



Introduce the Session

- ☐ countdown video

Big Picture Question

- ☐ Big Picture Question Poster

Review the Timeline

- ☐ Giant Timeline

Tell the Bible Story

- ☐ "The People Kept Sinning" video
- ☐ Bible Story Picture Poster

Questions from Kids

- ☐ "Unit 9, Session 1" questions from kids video

Missions Moment

- ☐ "Short-Term Students" missions video

Key Passage Activity

- ☐ Key Passage Poster
- ☐ "Eternal Life (Romans 6:23)" song
- ☐ worship song of your choice (optional)
- ☐ fly swatters
- ☐ sticky notes



Review & Bible skills

- ☐ Small Group Timeline and Map Set
- ☐ world map



Activity Choice (Option 1)

- ☐ yarn

Activity Choice (Option 2)

- ☐ Big Picture Question Poster
- ☐ large ball

Journal and Prayer

- ☐ Journal Page
- ☐ "The Cycle of Sin" activity page



PRIOR TO TEACHING THE SESSION

GATHER Supplies

Keep a regular supply of the following items available at all times: Bibles, pens or pencils, markers, crayons, colored pencils, scissors, glue or tape, paper.



WELCOME

Activity Page

- ☐ "Riddle Time" activity page

Session Starter (Option 2)

- ☐ poster board
- ☐ marker
- ☐ beanbags



LEARN

Introduce the Session

- ☐ countdown video

Big Picture Question

- ☐ Big Picture Question Poster

Review the Timeline

- ☐ Giant Timeline

Tell the Bible Story

- ☐ "God Used Samson" video
- ☐ Bible Story Picture Poster

Questions from Kids

- ☐ "Unit 9, Session 2" questions from kids video

Missions Moment

- ☐ "A Summer to Remember" missions video

Key Passage Activity

- ☐ Key Passage Poster
- ☐ "Eternal Life (Romans 6:23)" song
- ☐ worship song of your choice (optional)



LOVE

Review & Bible skills

- ☐ Small Group Timeline and Map Set
- ☐ world map



LIVE

Activity Choice (Option 1)

- ☐ index cards

Activity Choice (Option 2)

- ☐ Big Picture Question Poster
- ☐ construction paper
- ☐ scissors, 1 per kid
- ☐ stapler or glue

Journal and Prayer

- ☐ Journal Page
- ☐ "Samson Review" activity page



PRIOR TO TEACHING THE SESSION

GATHER Supplies

Keep a regular supply of the following items available at all times: Bibles, pens or pencils, markers, crayons, colored pencils, scissors, glue or tape, paper.



WELCOME

Activity Page

- ☐ “Ruth’s Redeemer” activity page

Session Starter (Option 2)

- ☐ plastic cups
- ☐ rubber bands
- ☐ string or yarn



LEARN

Introduce the Session

- ☐ countdown video

Big Picture Question

- ☐ Big Picture Question Poster

Review the Timeline

- ☐ Giant Timeline

Tell the Bible Story

- ☐ “God Provided for Ruth” video
- ☐ Bible Story Picture Poster

Questions from Kids

- ☐ “Unit 9, Session 3” questions from kids video

Missions Moment

- ☐ “Brody Brewer Poster” printable

Key Passage Activity

- ☐ Key Passage Poster
- ☐ “Eternal Life (Romans 6:23)” song
- ☐ worship song of your choice (optional)
- ☐ balloons stuffed with paper strips with words from the key passage written on them (one set per team)



LOVE

Review & Bible skills

- ☐ Small Group Timeline and Map Set
- ☐ world map



LIVE

Activity Choice (Option 1)

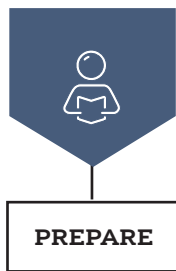
- ☐ “Ax Match Up” printable

Activity Choice (Option 2)

- ☐ Big Picture Question Poster
- ☐ Gospel Plan Poster, 1 per kid

Journal and Prayer

- ☐ Journal Page
- ☐ “The Family’s Own” activity page



PRIOR TO TEACHING THE SESSION

GATHER Supplies

Keep a regular supply of the following items available at all times: Bibles, pens or pencils, markers, crayons, colored pencils, scissors, glue or tape, paper.



Activity Page

- ☐ "Prayer Prompts" activity page

Session Starter (Option 1)

- ☐ index cards
- ☐ stopwatch or timer

Session Starter (Option 2)

- ☐ clipboards (optional)



Introduce the Session

- ☐ countdown video

Big Picture Question

- ☐ Big Picture Question Poster

Review the Timeline

- ☐ Giant Timeline

Tell the Bible Story


- ☐ "God Provided for Hannah" video
- ☐ Bible Story Picture Poster

Questions from Kids

- ☐ "Unit 9, Session 4" questions from kids video

Key Passage Activity

- ☐ Key Passage Poster
- ☐ "Eternal Life (Romans 6:23)" song
- ☐ worship song of your choice (optional)
- ☐ CD player or a device to play music, chairs, sticky notes with one word from the key passage written each



Review & Bible skills

- ☐ Small Group Timeline and Map Set
- ☐ world map



Activity Choice (Option 2)

- ☐ Big Picture Question Poster
- ☐ pool noodles, 5
- ☐ permanent marker

Journal and Prayer

- ☐ Journal Page
- ☐ "True or False?" activity page



PRIOR TO TEACHING THE SESSION

GATHER Supplies

Keep a regular supply of the following items available at all times: Bibles, pens or pencils, markers, crayons, colored pencils, scissors, glue or tape, paper.



Activity Page

- ☐ “What’s Different?” activity page

Session Starter (Option 1)

- ☐ play dough

Session Starter (Option 2)

- ☐ white cardstock
- ☐ watercolor paint
- ☐ paint brushes
- ☐ cups
- ☐ white crayon



Introduce the Session

- ☐ countdown video

Big Picture Question

- ☐ Big Picture Question Poster

Review the Timeline

- ☐ Giant Timeline

Tell the Bible Story

- ☐ “Eli’s Sons Disobeyed God” video
- ☐ Bible Story Picture Poster

Questions from Kids

- ☐ “Unit 9, Session 5” questions from kids video

Missions Moment

- ☐ “Heath’s Story” missions video

Key Passage Activity

- ☐ Key Passage Poster
- ☐ “Eternal Life (Romans 6:23)” song
- ☐ worship song of your choice (optional)
- ☐ construction paper



Review & Bible skills

- ☐ Small Group Timeline and Map Set
- ☐ world map



Activity Choice (Option 1)

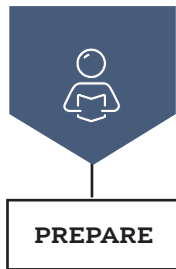
- ☐ cowboy hat
- ☐ hula hoop

Activity Choice (Option 2)

- ☐ Big Picture Question Poster

Journal and Prayer

- ☐ Journal Page
- ☐ “Quiz Time!” activity page



PRIOR TO TEACHING THE SESSION

GATHER Supplies

Keep a regular supply of the following items available at all times: Bibles, pens or pencils, markers, crayons, colored pencils, scissors, glue or tape, paper.



Activity Page

- ☐ “The Cost of Sin” activity page

Session Starter (Option 1)

- ☐ Jenga® stacking blocks, 1 set per group



Introduce the Session

- ☐ countdown video

Big Picture Question

- ☐ Big Picture Question Poster

Review the Timeline

- ☐ Giant Timeline

Tell the Bible Story

- ☐ “God Takes Sin Seriously” video
- ☐ Bible Story Picture Poster

Questions from Kids

- ☐ “Unit 9, Session 6” questions from kids video

Missions Moment

- ☐ world map

Key Passage Activity

- ☐ Key Passage Poster
- ☐ “Eternal Life (Romans 6:23)” song
- ☐ worship song of your choice (optional)
- ☐ plastic knives
- ☐ permanent marker
- ☐ colored plastic cups, 1 per group



Review & Bible skills

- ☐ Small Group Timeline and Map Set
- ☐ world map



Activity Choice (Option 1)

- ☐ box
- ☐ missions items (cell phone, play money, bandages, toy house, toy car, paper heart)

Activity Choice (Option 2)

- ☐ Big Picture Question Poster
- ☐ water-based paint
- ☐ clear bowls, 4
- ☐ chocolate syrup
- ☐ crushed crackers
- ☐ water
- ☐ paper towels (for cleanup)

Journal and Prayer

- ☐ Journal Page
- ☐ “Saved by Grace” activity page