



PRIOR TO TEACH THE SESSION

GATHER Supplies

Standard supplies: Bibles (full-size, small, and handheld), Allergy Alert, construction paper, tape, copy paper, large crayons, scissors (adult use), glue sticks, beanbag, foam or cardboard blocks, play dough, paper cups and napkins, and snacks.



BABIES ACTIVITIES

Learning Activities

- ☐ Bible story picture
- ☐ key passage phrase card

Sing a Hymn

- ☐ electronic device

Line Up Blocks

- ☐ Printable: "Days of Creation Cards"

Explore Lights

- ☐ LED touch lights or battery-operated tea lights
- ☐ string lights
- ☐ clear plastic bin



TODDLER ACTIVITIES

Learning Activities

- ☐ Bible story picture

Circle Time

- ☐ Bible story picture
- ☐ key passage phrase card

Make Creation Art

- ☐ stickers

Practice the Key Passage Phrase

- ☐ key passage phrase card

Take a Nature Walk

- ☐ walking rope or stroller
- ☐ beautiful pictures of nature (optional)
- ☐ basket

Read Books About Animals

- ☐ books about animals



BONUS TEACHING HOUR

Transition Activity: Play Out the Story

- ☐ Items to represent each day of God's creation or use the Printable: "Days of Creation Cards"
- ☐ pillowcase

Make Edible Clouds

- ☐ plastic tablecloth
- ☐ bibs or smocks
- ☐ whipped cream
- ☐ craft stick
- ☐ baby wipes

Record Silly Sounds

- ☐ electronic device or a toy microphone



PRIOR TO TEACH THE SESSION

GATHER Supplies

Standard supplies: Bibles (full-size, small, and handheld), Allergy Alert, construction paper, tape, copy paper, large crayons, scissors (adult use), glue sticks, beanbag, foam or cardboard blocks, play dough, paper cups and napkins, and snacks.



BABIES ACTIVITIES

Learning Activities

- ☐ Bible story picture
- ☐ key passage phrase card

Sing a Hymn

- ☐ electronic device

Squish the Sand

- ☐ Sand
- ☐ ziplock bags
- ☐ water
- ☐ measuring cups
- ☐ duct tape

Look In a Mirror

- ☐ unbreakable hand mirror



TODDLER ACTIVITIES

Learning Activities

- ☐ Bible story picture

Circle Time

- ☐ Bible story picture
- ☐ key passage phrase card

Make a People Snack

- ☐ bibs or smocks
- ☐ plastic gloves
- ☐ people-shaped sugar cookies
- ☐ vanilla, caramel, or chocolate icing
- ☐ sprinkles, mini chocolate-covered candy pieces, or chocolate chips
- ☐ baby wipes

Tend a Garden

- ☐ shallow plastic bin
- ☐ artificial moss or grass
- ☐ artificial or paper flowers
- ☐ craft rocks
- ☐ plastic animals

Compare People and Animal

- ☐ toy animals (such as birds, livestock and wild animals, and snakes and insects)
- ☐ people figures
- ☐ Printable: "Days of Creation Cards"



BONUS TEACHING HOUR

Transition Activity: Make People Art

- ☐ bibs or smocks
- ☐ heavyweight paper
- ☐ foam plates
- ☐ washable paint
- ☐ people-shaped cookie cutters
- ☐ baby wipes

Take Care of Babies

- ☐ vinyl baby dolls
- ☐ doll blankets
- ☐ toy bottles

Look At Seeds

- ☐ seeds (such as acorns, walnuts, and pecans)
- ☐ clear plastic jar
- ☐ electronic device



PRIOR TO TEACH THE SESSION

GATHER Supplies

Standard supplies: Bibles (full-size, small, and handheld), Allergy Alert, construction paper, tape, copy paper, large crayons, scissors (adult use), glue sticks, beanbag, foam or cardboard blocks, play dough, paper cups and napkins, and snacks.



BABIES ACTIVITIES

Learning Activities

- ☐ Bible story pictures
- ☐ key passage phrase card

Sing a Hymn

- ☐ electronic device

Make Ziplock Bag Art

- ☐ painter's tape
- ☐ heavyweight paper
- ☐ ziplock bag
- ☐ gold glitter paint
- ☐ duct tape

Read Books About God

- ☐ age-appropriate books about God's creation



TODDLER ACTIVITIES

Learning Activities

- ☐ Bible story picture

Circle Time

- ☐ Bible story picture
- ☐ key passage phrase card

Make Bible Art

- ☐ stickers, crayons, or washable markers

Play Musical Instruments

- ☐ rhythm instruments

Sort Stars

- ☐ red, yellow, and blue construction paper
- ☐ bowl

God Is Bigger, Stronger, Better

- ☐ electronic device



BONUS TEACHING HOUR

Transition Activity: Creation

Scavenger Hunt

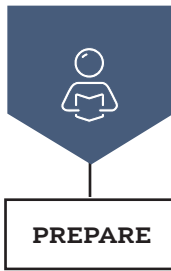
- ☐ Printable: "Days of Creation Cards"

Smell and Taste Sweet Things

- ☐ sweet snacks
- ☐ honey-flavored O-shaped cereal

Show Your Happy Gace

- ☐ unbreakable hand mirrors or an electronic device



PRIOR TO TEACH THE SESSION

GATHER Supplies

Standard supplies: Bibles (full-size, small, and handheld), Allergy Alert, construction paper, tape, copy paper, large crayons, scissors (adult use), glue sticks, beanbag, foam or cardboard blocks, play dough, paper cups and napkins, and snacks.



BABIES ACTIVITIES

Learning Activities

- ☐ Bible story picture
- ☐ key passage phrase card

Make Garden Art

- ☐ paper muffin cups
- ☐ washable green marker

Sort Fruit

- ☐ muffin tin
- ☐ toy fruit



TODDLER ACTIVITIES

Learning Activities

- ☐ Bible story picture

Circle Time

- ☐ Bible story picture
- ☐ key passage phrase card

Explore a Sensory Box

- ☐ basket
- ☐ items to represent the Bible story (people figures, artificial flowers and leaves, toy fruit, a rubber snake, and a cross)

Learn the Key Passage Phrase

- ☐ Printable: "Snake"
- ☐ box or colorful gift bag
- ☐ electronic device

Pick Fruit

- ☐ pool noodle
- ☐ double-sided tape
- ☐ basket

Link Snakes

- ☐ plastic teething rings



BONUS TEACHING HOUR

Transition Activity: Look for Adam and Eve

- ☐ Printable: "Adam and Eve"

Make Play Dough Snakes

- ☐ play dough

Take Care of a Garden

- ☐ toy gardening supplies



PRIOR TO TEACH THE SESSION

GATHER Supplies

Standard supplies: Bibles (full-size, small, and handheld), Allergy Alert, construction paper, tape, copy paper, large crayons, scissors (adult use), glue sticks, beanbag, foam or cardboard blocks, play dough, paper cups and napkins, and snacks.



BABIES ACTIVITIES

Learning Activities

- ☐ Bible story picture
- ☐ key passage phrase card

Look In a Mirror

- ☐ unbreakable hand mirror

Shake Shakers

- ☐ lentils
- ☐ dried corn kernels
- ☐ oats
- ☐ empty plastic spice jars
- ☐ duct tape



TODDLER ACTIVITIES

Learning Activities

- ☐ Bible story picture

Circle Time

- ☐ Bible story picture
- ☐ key passage phrase card

Paint with Wheat

- ☐ painting smocks
- ☐ artificial wheat stalks
- ☐ washable paint
- ☐ foam plates
- ☐ heavyweight paper

Play with People Figures

- ☐ dollhouse
- ☐ people figures

Exchange Gifts

- ☐ toys
- ☐ colorful gift bags

Shear Sheep

- ☐ clear contact plastic
- ☐ small box
- ☐ cotton balls



BONUS TEACHING HOUR

Transition Activity: Gather Sheep

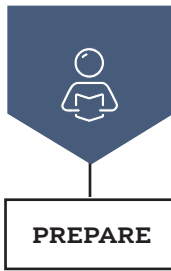
- ☐ clean white socks
- ☐ basket

Make Family Art

- ☐ washable paint
- ☐ baby wipes

Play With a Parachute

- ☐ parachute or bedsheet



PRIOR TO TEACH THE SESSION

GATHER Supplies

Standard supplies: Bibles (full-size, small, and handheld), Allergy Alert, construction paper, tape, copy paper, large crayons, scissors (adult use), glue sticks, beanbag, foam or cardboard blocks, play dough, paper cups and napkins, and snacks.



BABIES ACTIVITIES

Learning Activities

- ☐ Bible story picture
- ☐ key passage phrase card

Make Boat Art

- ☐ paper plates
- ☐ duct tape
- ☐ animal stickers

Pull Rainbow Scarves

- ☐ fabric scraps or scarves
- ☐ round shape sorter or flexible ball with finger holes



TODDLER ACTIVITIES

Learning Activities

- ☐ Bible story picture

Circle Time

- ☐ Bible story picture
- ☐ key passage phrase card

Match Animals

- ☐ Printable: "Animal Matching Cards"
- ☐ empty tissue box
- ☐ brown paper

Make It Rain

- ☐ drop cloth
- ☐ shallow bin
- ☐ water
- ☐ small boats
- ☐ colander
- ☐ towels

Hammer Tees

- ☐ golf tees
- ☐ toy hammers

Take a Nature Walk

- ☐ stroller or a walking rope



BONUS TEACHING HOUR

Transition Activity: Look at Prisms

- ☐ handheld prisms, old CDs or electronic device

Make a Crafty Snack

- ☐ graham cracker
- ☐ spreading knife
- ☐ frosting
- ☐ animal crackers

Rainbow Sticker Relay

- ☐ rainbow-colored dot stickers
- ☐ index cards



PRIOR TO TEACH THE SESSION

GATHER Supplies

Standard supplies: Bibles (full-size, small, and handheld), Allergy Alert, construction paper, tape, copy paper, large crayons, scissors (adult use), glue sticks, beanbag, foam or cardboard blocks, play dough, paper cups and napkins, and snacks.



BABIES ACTIVITIES

Learning Activities

- ☐ Bible story picture
- ☐ key passage phrase card

Make Jesus Art

- ☐ heart-shaped stickers

Build a Tower

- ☐ pillows
- ☐ foam blocks or ring stacker



TODDLER ACTIVITIES

Learning Activities

- ☐ Bible story picture

Circle Time

- ☐ Bible story picture
- ☐ key passage phrase card

Repair Heart Art

- ☐ adhesive bandages
- ☐ people-shaped stickers

Stack Bricks

- ☐ rolled socks

Travel Around the World

- ☐ transportation toys
- ☐ large world map

Play With Toy Tools

- ☐ toy tools



BONUS TEACHING HOUR

Transition Activity: Practice the Key Passage Phrase

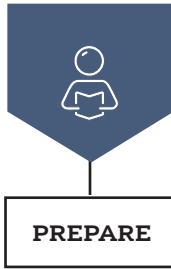
- ☐ index cards
- ☐ interlocking bricks

Roll a Globe

- ☐ inflatable globe

Learn a New Language

- ☐ translation app on a smart device



PRIOR TO TEACH THE SESSION

GATHER Supplies

Standard supplies: Bibles (full-size, small, and handheld), Allergy Alert, construction paper, tape, copy paper, large crayons, scissors (adult use), glue sticks, beanbag, foam or cardboard blocks, play dough, paper cups and napkins, and snacks.



BABIES ACTIVITIES

Learning Activities

- ☐ Bible story picture
- ☐ key passage phrase card

Make Star Art

- ☐ dark construction paper
- ☐ star stickers
- ☐ white crayon or gel pen

Read Books About God's Promises

- ☐ age-appropriate Bible storybook
- ☐ stories that focus on God's promises



TODDLER ACTIVITIES

Learning Activities

- ☐ Bible story picture

Circle Time

- ☐ Bible story picture
- ☐ key passage phrase card

Lace Stars

- ☐ small paper plate
- ☐ hole punch
- ☐ yarn, ribbon, or a shoestring

Look for Stars

- ☐ colorful paper
- ☐ flashlights

Count People

- ☐ 30-40 people figures



BONUS TEACHING HOUR

Transition Activity: Play With Sand

- ☐ large shallow bin
- ☐ clean play sand
- ☐ plastic tablecloth
- ☐ sifters, scoops, and other sand play items

Work Puzzles

- ☐ Bible story picture

Play Out Going on a Trip

- ☐ chairs or sitting mats



PRIOR TO TEACH THE SESSION

GATHER Supplies

Standard supplies: Bibles (full-size, small, and handheld), Allergy Alert, construction paper, tape, copy paper, large crayons, scissors (adult use), glue sticks, beanbag, foam or cardboard blocks, play dough, paper cups and napkins, and snacks.



BABIES ACTIVITIES

Learning Activities

- ☐ Bible story picture
- ☐ key passage phrase card

Make Gift Art

- ☐ adhesive bows
- ☐ adhesive gift tags

Stack Gifts

- ☐ gift wrap
- ☐ horseshoe-shaped pillow



TODDLER ACTIVITIES

Learning Activities

- ☐ Bible story picture

Circle Time

- ☐ Bible story picture
- ☐ key passage phrase card

Make Crown Art

- ☐ yellow construction paper
- ☐ colorful adhesive foam jewels

Play With People Figures

- ☐ people figures

Give a Tenth

- ☐ 10 favorite toys or blocks



BONUS TEACHING HOUR

Transition Activity: Rescue Lot

- ☐ person figure

Dress Up Like Kings and Queens

- ☐ royal dress-up clothes

Thank God for Blessings

- ☐ electronic device or a children's Bible dictionary



PRIOR TO TEACH THE SESSION

GATHER Supplies

Standard supplies: Bibles (full-size, small, and handheld), Allergy Alert, construction paper, tape, copy paper, large crayons, scissors (adult use), glue sticks, beanbag, foam or cardboard blocks, play dough, paper cups and napkins, and snacks.



BABIES ACTIVITIES

Learning Activities

- ☐ Bible story picture
- ☐ key passage phrase card

Find the Ram

- ☐ highchair or bucket seats
- ☐ toy ram or picture of a ram
- ☐ scarf

Read Books About Families

- ☐ Bible storybook



TODDLER ACTIVITIES

Learning Activities

- ☐ Bible story picture

Circle Time

- ☐ Bible story picture
- ☐ key passage phrase card

Make Ram Art

- ☐ Printable: "Ram"
- ☐ cotton balls
- ☐ liquid school glue (optional)

Rescue a Sheep

- ☐ stuffed sheep
- ☐ laundry basket
- ☐ raffia or twine

Take a Nature Walk

- ☐ stroller or a walking rope

Climb a Mountain

- ☐ 2-3 pillows
- ☐ blanket



BONUS TEACHING HOUR

Transition Activity: Make Altar Art

- ☐ heavyweight paper
- ☐ painting smocks
- ☐ washable paint daubers
- ☐ orange and yellow squares of tissue paper

Practice the Key Passage Phrase

- ☐ craft sticks



PRIOR TO TEACH THE SESSION

GATHER Supplies

Standard supplies: Bibles (full-size, small, and handheld), Allergy Alert, construction paper, tape, copy paper, large crayons, scissors (adult use), glue sticks, beanbag, foam or cardboard blocks, play dough, paper cups and napkins, and snacks.



BABIES ACTIVITIES

Learning Activities

- ☐ Bible story picture
- ☐ key passage phrase card

Make Name Art

- ☐ heart stickers
- ☐ jumbo crayons

Look in a Mirror

- ☐ unbreakable hand mirror



TODDLER ACTIVITIES

Learning Activities

- ☐ Bible story picture

Circle Time

- ☐ Bible story picture
- ☐ key passage phrase card

Read a Book About Jacob

- ☐ Printable: "God Keeps His Promises Book"

Find What Is Different

- ☐ 3 plastic bins

Touch Different Textures

- ☐ ribbons of various textures
- ☐ burlap or lace

Pack For a Trip

- ☐ totes
- ☐ dress-up clothes
- ☐ clean, empty travel-size hygiene bottles



BONUS TEACHING HOUR

Transition Activity: Make Play Dough

People

- ☐ play dough
- ☐ rolling pins
- ☐ people-shaped cookie cutters

Clean Up the Room

- ☐ clean washcloths



PRIOR TO TEACH THE SESSION

GATHER Supplies

Standard supplies: Bibles (full-size, small, and handheld), Allergy Alert, construction paper, tape, copy paper, large crayons, scissors (adult use), glue sticks, beanbag, foam or cardboard blocks, play dough, paper cups and napkins, and snacks.



BABIES ACTIVITIES

Learning Activities

- ☐ Bible story picture
- ☐ key passage phrase card

Make Crown Art

- ☐ heavyweight paper
- ☐ permanent marker
- ☐ bibs
- ☐ washable crayons

Look at a Sensory Jar

- ☐ heavyweight paper
- ☐ hand-sized plastic jar
- ☐ oats
- ☐ duct tape



TODDLER ACTIVITIES

Learning Activities

- ☐ Bible story picture

Circle Time

- ☐ Bible story picture
- ☐ key passage phrase card

Make Crown Art

- ☐ heavyweight paper
- ☐ shirt box
- ☐ red, yellow, and blue washable paint
- ☐ golf ball

Count to 12

- ☐ 12 peg people

Dig in Wheat

- ☐ large shallow bin
- ☐ wheat pasta
- ☐ measuring scoops, shovels, and other items to play in the wheat

Follow a Path

- ☐ colorful yarn
- ☐ Bible story picture
- ☐ basket



BONUS TEACHING HOUR

Transition Activity: Serve a Meal

- ☐ toy dishes
- ☐ toy food
- ☐ tablecloths

Eat a Grain Snack

- ☐ oatmeal or another grain
- ☐ ziplock bag
- ☐ duct tape
- ☐ o-shaped cereal or oatmeal cookies



PRIOR TO TEACH THE SESSION

GATHER Supplies

Standard supplies: Bibles (full-size, small, and handheld), Allergy Alert, construction paper, tape, copy paper, large crayons, scissors (adult use), glue sticks, beanbag, foam or cardboard blocks, play dough, paper cups and napkins, and snacks.



BABIES ACTIVITIES

Learning Activities

- ☐ Bible story picture
- ☐ key passage phrase card

Make Bandage Art

- ☐ colorful construction paper
- ☐ colorful adhesive bandages

Play with Animal Figures

- ☐ toy barnyard animals



TODDLER ACTIVITIES

Learning Activities

- ☐ Bible story picture

Circle Time

- ☐ Bible story picture
- ☐ key passage phrase card

Roll a Ball to Friends

- ☐ ball

Sing Songs About God's Power

- ☐ rhythm instruments
- ☐ electronic device

Learn About Animals

- ☐ age-appropriate books or use an electronic device



BONUS TEACHING HOUR

Transition Activity: Make Job Art

- ☐ Printable: "Person Outline"
- ☐ clear plastic page protector (1 per child)
- ☐ washable dry erase markers or crayons
- ☐ napkin

Take a Nature Walk

- ☐ stroller or a walking rope
- ☐ beautiful pictures of nature (optional)