



UNIT 4 | SESSION 4

GOD KEEPS HIS PROMISES

ISAIAH 9

KEY PASSAGE:

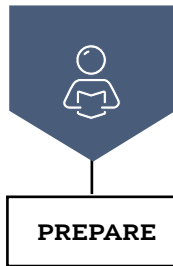
Numbers 23:19

BIG PICTURE QUESTION:

Does God keep His promises? Yes, God always keeps His promises because He is faithful.

CHRIST CONNECTION:

God keeps His promises. He remembered His promise to send a Rescuer and sent His Son, Jesus, into the world as a baby. Jesus grew up and provided salvation for sinners by dying on the cross and rising from the dead.



PRIOR TO TEACHING THE SESSION



LEADER Bible Study

God's faithfulness is present throughout the Bible, but the theme is prominent in the Book of Exodus. God is consistent and unchanging. Even when the Israelites are faithless, God is faithful. The Israelites regularly celebrated God's miraculous acts like the Passover and the parting of the Red Sea to remember that God keeps His promises.

As you read and teach from the Old Testament, keep in mind this point on the horizon: God's keeping His ultimate promise to send a Rescuer to deliver His people from sin. God spoke to His people through the prophets to remind them of His good plan.

When would the promised One come? How would He come? Would God's people recognize Him? The prophet Isaiah—who lived hundreds of years before Jesus was born—brought a message of hope to God's people.

Isaiah spoke specifically of the Messiah's birth: "The virgin will conceive, have a son, and name him Immanuel" (Isa. 7:14). He described the birth of a "Prince of Peace"—a Son of David who will reign forever. (Isa. 9:6-7) Isaiah said that He would be a King! (Isa. 11:1-5)

Jesus fulfilled God's promises spoken by the prophet Isaiah. He is the child who came

into the world. He is the Wonderful Counselor who leads us with wisdom. He is the Mighty God who fights for and protects us. He is the Eternal Father who loves us. He is the Prince of Peace who brings us into a right relationship with God.

Isaiah's prophecies from God did not speak just to the people of his time; they also speak to us. Hundreds of years before it happened, Isaiah told of how Jesus would be born and how He would suffer and die to take away the sins of His people.

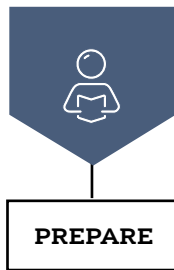
We respond to God's faithfulness with trust, remembering His past miraculous acts and looking forward to the day when King Jesus will come back and rule forever. Jesus is the promised Messiah. He makes all of God's promises come true.

PROPHECIES FULFILLED

Virgin birth (Isa. 7:14): Jesus was born to the virgin Mary. (Luke 1:35)

Prince of peace (Isa. 9:6-7): Jesus gives true peace. (John 14:27)

Everlasting King (Isa. 11:1-5): Jesus reigns forever. (Luke 1:31-33)



PRIOR TO TEACHING THE SESSION

GATHER Supplies

Keep a regular supply of the following items available at all times: Bibles, pens or pencils, markers, crayons, colored pencils, scissors, glue or tape, paper.



WELCOME

Activity Page

- ☐ "Patiently Waiting" activity page

Session Starter (Option 1)

- ☐ index cards

Session Starter (Option 2)

- ☐ stopwatch or timer



LEARN

Introduce the Session

- ☐ countdown video

Big Picture Question

- ☐ Big Picture Question Poster

Review the Timeline

- ☐ Giant Timeline

Tell the Bible Story

- ☐ "God Keeps His Promises" video
- ☐ Bible Story Picture Poster

Questions from Kids

- ☐ "Unit 4, Session 4" questions from kids video

Missions Moment

- ☐ Printable: "Missionary Families"

Key Passage Activity

- ☐ Key Passage Poster
- ☐ "Unchanging God (Numbers 23:19)" song
- ☐ worship song of your choice (optional)



LOVE

Review & Bible Skills

- ☐ Small Group Timeline and Map Set
- ☐ world map



LIVE

Activity Choice (Option 2)

- ☐ 24-gauge wire
- ☐ ribbon
- ☐ beads (optional)
- ☐ wire cutters (optional)
- ☐ Big Picture Question Poster

Journal and Prayer

- ☐ Journal Page
- ☐ "God Fulfills His Promises" activity page



WELCOME Kids

Greet each kid as he or she arrives. Use this time to collect the offering, fill out attendance sheets, build relationships, and help new kids connect to your group.

SAY “ Do you know if there is a story behind your name? Was it a family member’s name or a name from a book? ”

1 ACTIVITY PAGE (5 minutes)

Invite kids to complete “Patiently Waiting” on the activity page.

SAY “ We have to wait for things every day. Sometimes we have to wait weeks or even years for the things we expect. Today, we’ll hear about a prophet who looked forward to Jesus’ arrival about 700 years before Jesus was born. ”

2 SESSION STARTER (10 minutes)

☐ OPTION 1: THE NAME GAME

Use a purple marker to write the following nicknames on separate index cards: Annie Oakley, The People’s Champion, Ol’ Blue Eyes, Ice Commander, Honest Abe, The Father of His Country, Lady Lindy, Duke, The King of Rock ‘n’ Roll, the Godfather of Soul.

Then use a green marker to write these names on separate cards: Phoebe Ann Mosey, Muhammad Ali, Frank Sinatra, Neil Armstrong, Abraham Lincoln, George Washington, Amelia Earhart, Edward Kennedy Ellington, Elvis Presley, James Brown. Make two sets of each group of cards. You may also include names and nicknames of your choice.

Form two teams. Give each team a set of cards. Challenge each team to match each green name card to a purple nickname card. The team to correctly pair the most cards wins.

SAY “ Names can often tell us a lot about a person. In today’s Bible story, we’ll learn some other names for Jesus and what they teach us about Him. ”

☐ OPTION 2: SHARE THE STORY



Form groups of four to eight kids, and instruct each group to sit in a circle. Distribute paper and pencils to the kids.

Explain that kids will have 30 seconds to write the first sentence that they think of to start a story. After 30 seconds, they will pass their papers to the kids on their right. They will have 30 seconds to add on to the story that is now in front of them.

Continue around the circle until everyone in the group has added a sentence to each story. Then encourage kids to take turns reading the stories aloud to their groups.

SAY “ That was fun to make up stories together. In the Bible, God gave messages to men and women called prophets or prophetesses who shared that message with the rest of God’s people. These messages weren’t made up; they were true! Today, we’ll hear a message the prophet Isaiah shared. ”

Transition from **WELCOME** to **LEARN**





THE STORY OF THE GOSPEL

INTRODUCE the Bible Story

1 INTRODUCE THE SESSION (2 minutes)

Show the countdown video as you transition to introduce the Bible story. Set it to end as the session begins.

SAY “Hi, everyone! My name is [your name]. I’m so glad you’re here with us today! Who brought your Bible today? [Distribute Bibles to kids who need one.]

The Bible is God’s Word. It is one big book, but it is made up of many smaller books. Do you know how many books are in the Bible? (66) We’ve been reading from the Book of Exodus. Exodus means “departure,” so the Book of Exodus tells us how God made the way out of slavery for the Israelites, so they departed Egypt and went toward the promised land.”

2 BIG PICTURE QUESTION (1 minute)

SAY “Our big picture question is, **Does God keep His promises?** Do you remember the answer? [Let volunteers respond.] Let’s all say our big picture question and answer together: **Does God keep His promises? Yes, God always keeps His promises because He is faithful.**

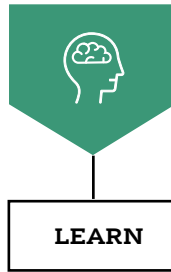
Can you think of some times God made a promise and then kept it? Think about the stories we’ve heard in the past few weeks. The stories we’ve learned about Moses remind us that God kept His promises to Moses, to the Israelites, and to Abraham from many generations before. Today we are going to hear about one of the greatest promises God kept.”

3 REVIEW THE TIMELINE (2 minutes)

Show the giant timeline. Point to individual Bible stories as you review.

SAY “We have talked quite a bit about God’s promises so far, haven’t we? That’s an important big truth of the Bible—not only here, but throughout the rest of Scripture. Today, we will spend more time making sure we understand why it’s so important that God keeps His promises. To help us do that, we are going to look at the way God kept His great promise to send a Savior.

This story happened long after Moses and the Israelites left Egypt and crossed the Red Sea. To help His people remember His promises, God sent prophets to speak to them. The prophet Isaiah told people about the Messiah—the Anointed One who would rescue people from sin. This story comes from the Book of Isaiah.”



THE STORY OF THE GOSPEL

LEARN the Bible Story

1 TELL THE BIBLE STORY: VIDEO OR STORYTELLER (10 minutes)

Open your Bible to Isaiah 9. Use the Bible storytelling tips to help you tell the story, or show the Bible story video “God Keeps His Promises.” Use the bold text to retell or review the story.

GOD KEEPS HIS PROMISES

“When sin entered the world **after Adam and Eve rebelled**, God made an important promise. **God promised a Rescuer would come from Eve’s family**. As years passed, **God’s people waited for Him to keep His promise**. God sometimes **spoke to His people through prophets** and prophetesses, men and women who received a message from God and then told it to the people.

The prophet **Isaiah shared a message about God’s promise to send a Rescuer**. The Rescuer would be called the Messiah, which means “anointed one” or “chosen one.” **This is what Isaiah wrote:**

“The people are living in darkness now, but they will see a great light. A light will shine on them. God will grow the nation and give the people joy. People will rejoice like they do at harvest time or after a war is won.

“This is how God will keep His promise: A child will be born for us, a son will be given to us, and the government will be on His shoulders. He will be named Wonderful Counselor, Mighty God, Eternal Father, Prince of Peace.”

All **these names tell us who Jesus is and the great things He would do**. Jesus was coming to earth to help people and protect people. **Jesus would be a king who cares about His people, and He would bring peace to the whole world.**

Isaiah also said, “His kingdom will be full of His power and peace. The kingdom will grow, and He will reign on the throne as the King. **He will be a good, fair, and loving King who reigns forever.”**

Christ Connection: God keeps His promises. He remembered His promise to send a Rescuer and sent His Son, Jesus, into the world as a baby. Jesus grew up and provided salvation for sinners by dying on the cross and rising from the dead. ”

STORYTELLING TIPS

Use hand motions:
Guide kids to hold up their hands in a prayer position when they hear one of God’s promises.

Move around: Start in one place in the room to tell of God’s promise to Eve. Move to another place in the room to describe God’s promises to the prophets. Move again to explain Isaiah’s prophecy of the Messiah and another time to explain the prophecy’s fulfillment in Jesus.



THE STORY OF THE GOSPEL

2 REVIEW THE BIBLE STORY

SAY “ God made many promises in the Bible. We can read about His promise to Adam and Eve in Genesis 3 to send a Rescuer. He promised to bless Abraham and give him a family, make his family into a great nation, and provide a land for them. God called Moses to lead the Israelites out of Egypt and promised to be with Him. Throughout the Old Testament, we see examples of God’s faithfulness. Through the prophets, God made promises about the promised Rescuer—the Messiah who would save people from sin.

Open your Bible to Isaiah 9:6. [**Encourage a volunteer to read the verse.**] Isaiah was sharing God’s promise for the future. Now, we know that God fulfilled this great promise by sending His Son, Jesus. The Son of God came into the world as a human baby. He grew up and faced temptation and suffering just like we do, yet He never sinned. He died on the cross and rose from the dead on the third day to save everyone who trusts in Him. He returned to heaven and is reigning over the universe as the perfect, eternal King.

We celebrate Jesus’ birth because through Jesus, God shows us that He always keeps His promises, big or small. **Does God keep His promises? Yes, God always keeps His promises because He is faithful.** ”

3 CHRIST CONNECTION

SAY “ God keeps His promises. He remembered His promise to send a Rescuer and sent His Son, Jesus, into the world as a baby. Jesus grew up and provided salvation for sinners by dying on the cross and rising from the dead. ”

(Tip: Use Scripture and the guide provided to explain how to become a Christian. Make sure kids know when and where they can ask questions.)

4 QUESTIONS FROM KIDS (3 minutes)

Show the “Unit 4, Session 4” questions from kids video. Prompt kids to discuss:

1. How should you react if someone breaks a promise to you?
2. How do you feel knowing that God is always faithful?

5 MISSIONS MOMENT (3 minutes)

Display the missionary collage and explain that all of the families featured are missionary families.

SAY “ God is faithful to keep all His promises. He sent Jesus and Jesus called all of us to share the gospel with the world. God is faithful to help us obey that command. All of the families you see here are missionary families.

If you’re a kid whose parents are called to be missionaries, you get to be a part of what they do.



THE STORY OF THE GOSPEL

The McDonalds' kids, for instance, are looking forward to going on trips with their parents to some of the villages in Tanzania. They can work alongside their parents, helping people and telling them about Jesus. Sometimes we call missionaries' kids 'MKs.' Let's look at some artwork made by an 8-year-old MK named Benny. ”

Show Benny's artwork and ask the kids if they can tell what Benny drew.

SAY “ Benny and his parents minister to Muslims. Muslims need Jesus, and Benny illustrated a Christian telling a Muslim about Jesus. Benny knows exactly what his family's mission is. They are working together to spread the gospel. ”

Ask a volunteer to pray for the McDonalds, Benny and his family, and missionary families your church supports.

6 KEY PASSAGE ACTIVITY (5 minutes)

Show the key passage poster. Lead kids in reading aloud Numbers 23:19 together.

SAY “ Through Moses' life and Isaiah's prophecy, we see that God keeps all of His promises. Our key passage helps us remember God's faithfulness. ”

Distribute index cards and crayons or markers to all the kids. Guide them to write the key passage from memory. Encourage kids to decorate their cards and think of who to give them to this week.

Lead kids to sing “Unchanging God (Numbers 23:19).” You may also choose to sing a worship song of your choice.

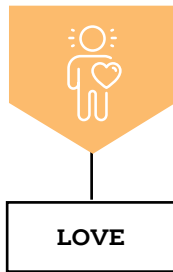
7 PRAY (2 minutes)

Invite kids to pray before transitioning from **LEARN** to **LOVE**.

SAY “ God, You keep Your promises no matter how big or small. Thank You for faithfully loving us. Help us tell others how You keep Your promises so more people can come to know You. Amen. ”

Transition from **LEARN** to **LOVE**





THE GOD OF THE GOSPEL

LOVE God by Applying the Story

1 REVIEW & BIBLE SKILLS (5 minutes)

Distribute Bibles and display the Old Testament Kingdoms Map. Guide kids to open their Bibles to Isaiah 9. Explain that Isaiah lived in Jerusalem (H5) when Israel split into two kingdoms—the Northern Kingdom of Israel (F4) and the Southern Kingdom of Judah (J3). Isaiah was primarily a prophet to the people of Judah.

Consider comparing the Old Testament Kingdoms Map to a modern-day map to help kids understand where these stories took place. (Tip: Locate the areas in and around modern-day Israel.) Choose a volunteer to read aloud Isaiah 9:2.

SAY “When the prophet Isaiah told of the Messiah who would come and rescue God’s people, he said ‘The people walking in darkness have seen a great light.’ The Old Testament tells about the Israelites’ being invaded by their enemies. It was a dark time for them, but they had hope. Light in the darkness reminds us of hope. By sending Jesus, God kept His promise to send a Savior. Jesus brings hope into a world invaded by sin. God always keeps His promises because He is faithful.”

2 GROUP DISCUSSION (10 minutes)

Ask the following questions. Lead the group to discuss.

SAY “What do Jesus’ names tell us about Him?”

Help kids recall the names in Isaiah 9: Wonderful Counselor, Mighty God, Eternal Father, Prince of Peace. These names tell us who Jesus is and the great things He would do. Jesus would be a king who cares about His people. He would bring peace to the whole world.

(Option: Choose a volunteer to read John 16:33.)

SAY “Why should we tell others how God kept His promise by sending Jesus?”

Remind kids that sin separates us from God. Guide kids to consider how the gospel frees us from the guilt of sin. Encourage kids to think of how the gospel affects those around us, as well.

(Option: Choose a volunteer to read Rom. 6:23.)

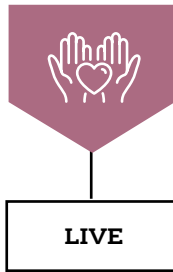
SAY “When can we tell others about God’s faithfulness?”

Encourage kids to think of times throughout the day that they experience God’s faithfulness. Invite kids to think of major promises like those in the Bible that they can share with others. Remind kids that telling others about God’s faithfulness pleases God and brings honor to Him.

(Option: Choose a volunteer to read Ps. 63:4-5.)

Transition from **LOVE** to **LIVE**





THE MISSION OF THE GOSPEL

LIVE the Mission

1 ACTIVITY CHOICE (10 minutes)

☐ OPTION 1: SKILLS TO SHARE



SAY “You and your family can be on mission wherever God calls you. People around the world and right here in our community need Jesus. The McDonalds use their training as medical workers to help people and find opportunities to tell them about Jesus. Can you think of some ways your family could help people and tell them about Jesus?”

Provide paper, pencils, and crayons and ask kids to think of at least one way that they could work with their families to help people and tell them who Jesus is. Lead them to make a drawing that shows their idea.

Allow the kids to share their drawings with the group. Brainstorm ways kids can show love through serving others, and encourage the kids to help others this week.

SAY “When we help and love other people, we have a great opportunity to tell them how loving Jesus is.”

☐ OPTION 2: JESUS WIRE ART

Give each kid a length of 24-gauge wire. Lead kids to follow the instructions to create a wire art hanging.

Instruct kids to bend the wire into the shape of the letters in the name JESUS. Kids may choose to shape another name for Jesus as found in Isaiah 9 (Wonderful Counselor, Mighty God, Eternal Father, Prince of Peace).

Kids may choose to add a few beads to the letter. To eliminate sharp edges, wrap the wire around a pencil to form loops. Tie a piece of thin ribbon through the top loop of each letter to create a way to hang each letter.

SAY “The name Jesus means ‘The LORD saves.’ Jesus came to earth to save people from their sins. **Does God keep His promises? Yes, God always keeps His promises because He is faithful.**”

2 JOURNAL AND PRAYER (5 minutes)

Distribute journal pages and pencils. Guide kids to think about and answer the questions listed on the page. As kids journal, invite them to share their ideas.

- What does this story teach me about God or the gospel?
- What does the story teach me about myself?
- Are there any commands in this story to obey? How are they for God’s glory and my good?
- Are there promises in this story to remember? How do they help me trust and love God?
- How does this story help me to live on mission better?

Review the gospel and encourage kids to speak with you or another teacher if they have questions. Then pray, thanking God for always keeping His promises. Ask God to remind kids of all He has done and help them trust His perfect timing. As time allows, lead kids to complete “God Fulfills His Promises” on the activity page.