



UNIT 4 | SESSION 4

GOD KEEPS HIS PROMISES

ISAIAH 9

KEY PASSAGE:

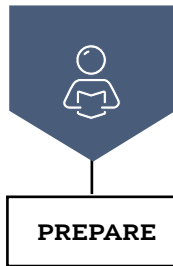
Numbers 23:19

BIG PICTURE QUESTION:

Does God keep His promises? Yes, God always keeps His promises because He is faithful.

CHRIST CONNECTION:

God keeps His promises. He remembered His promise to send a Rescuer and sent His Son, Jesus, into the world as a baby. Jesus grew up and provided salvation for sinners by dying on the cross and rising from the dead.



PRIOR TO TEACHING THE SESSION



LEADER Bible Study

God's faithfulness is present throughout the Bible, but the theme is prominent in the Book of Exodus. God is consistent and unchanging. Even when the Israelites are faithless, God is faithful. The Israelites regularly celebrated God's miraculous acts like the Passover and the parting of the Red Sea to remember that God keeps His promises.

As you read and teach from the Old Testament, keep in mind this point on the horizon: God's keeping His ultimate promise to send a Rescuer to deliver His people from sin. God spoke to His people through the prophets to remind them of His good plan.

When would the promised One come? How would He come? Would God's people recognize Him? The prophet Isaiah—who lived hundreds of years before Jesus was born—brought a message of hope to God's people.

Isaiah spoke specifically of the Messiah's birth: "The virgin will conceive, have a son, and name him Immanuel" (Isa. 7:14). He described the birth of a "Prince of Peace"—a Son of David who will reign forever. (Isa. 9:6-7) Isaiah said that He would be a King! (Isa. 11:1-5)

Jesus fulfilled God's promises spoken by the prophet Isaiah. He is the child who came

into the world. He is the Wonderful Counselor who leads us with wisdom. He is the Mighty God who fights for and protects us. He is the Eternal Father who loves us. He is the Prince of Peace who brings us into a right relationship with God.

Isaiah's prophecies from God did not speak just to the people of his time; they also speak to us. Hundreds of years before it happened, Isaiah told of how Jesus would be born and how He would suffer and die to take away the sins of His people.

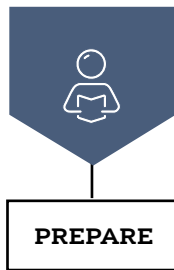
We respond to God's faithfulness with trust, remembering His past miraculous acts and looking forward to the day when King Jesus will come back and rule forever. Jesus is the promised Messiah. He makes all of God's promises come true.

PROPHECIES FULFILLED

Virgin birth (Isa. 7:14): Jesus was born to the virgin Mary (Luke 1:35)

Prince of peace (Isa. 9:6-7): Jesus gives true peace (John 14:27)

Everlasting King (Isa. 11:1-5): Jesus reigns forever (Luke 1:31-33)



PRIOR TO TEACHING THE SESSION

GATHER Supplies

Keep a regular supply of the following items available at all times: Bibles, pens or pencils, markers, crayons, colored pencils, scissors, glue or tape, paper.



WELCOME

Activity Page

- ☐ “Reliable Round-Up” activity page

Session Starter (Option 1)

- ☐ adhesive name tags, 1 per kid

Session Starter (Option 2)

- ☐ mosaic pattern block manipulatives, 1 set per group



LEARN

Introduce the Session

- ☐ Countdown video

Big Picture Question

- ☐ Big Picture Question Poster

Review the Timeline

- ☐ Giant Timeline

Tell the Bible Story

- ☐ “God Keeps His Promises” video
- ☐ Bible Story Picture Poster

Questions from Kids

- ☐ “Unit 4, Session 4” questions from kids video

Missions Moment

- ☐ Printable: “Missionary Families”
- ☐ text

Key Passage Activity

- ☐ Key Passage Poster
- ☐ stopwatch
- ☐ “Unchanging God (Numbers 23:19)” song
- ☐ worship song of your choice (optional)



LOVE

Discussion & Bible Skills

- ☐ Small Group Timeline and Map Set (optional)



LIVE

Activity Choice (Option 2)

- ☐ string
- ☐ alphabet and number beads
- ☐ colored pony beads

Reflection and Prayer

- ☐ Bible Story Coloring Page (optional)



WELCOME Kids

Greet each kid as he or she arrives. Use this time to collect the offering, fill out attendance sheets, build relationships, and help new kids connect to your group.

SAY “Have you ever kept a promise? Was it difficult or easy to do? Today we will talk about God’s promises and learn that He is faithful to keep all His promises.”

1 ACTIVITY PAGE (5 minutes)

Invite kids to complete the “Reliable Round-Up” activity page.

SAY “Some things may be very reliable, like an alarm clock that wakes you up at the same exact time each day. Other things may not be very reliable, like a pair of dice that can give you a different number every time you roll them. Today we will learn that we can rely on God 100 percent. He is faithful and keeps all His promises.”

2 SESSION STARTER (10 minutes)

☐ OPTION 1: SILLY TITLES



Give each kid an adhesive name tag. Invite the kids to secretly write down a silly title and name. Collect the name tags, shuffle them, and put one on each kid’s back. Then the kids will take turns standing in front of the group. You will read off their special titles from the tags, and each kid will have to guess who came up with her title.

Examples:

- Professor Moonwalk
- Grandmaster Snugglepug
- King Cheesepants
- Archduke Poodlepetter

SAY “Those were some really funny titles! Today we will learn about a time Isaiah wrote down many titles that Jesus would have. The amazing thing is, Isaiah wrote down these titles about 700 years before Jesus was even born!”

☐ OPTION 2: PATTERN OF FAITHFULNESS

Form groups of three or four kids. Provide each group with a set of mosaic pattern block manipulatives. Challenge each group to make the coolest pattern they can with the blocks they have available to them.

SAY “It probably sounds obvious, but for something to be a pattern, it has to faithfully repeat the same set of shapes, colors, or designs again and again. In a way, this can help us think about God. God is not predictable, but He is faithful. Today we will learn more about God’s pattern of faithfulness we see in the Bible. God has made many promises, and He always keeps the promises that He makes. Can you think of any promises God has made?”

Transition from **WELCOME** to **LEARN**





THE STORY OF THE GOSPEL

INTRODUCE the Bible Story

1 INTRODUCE THE SESSION (3 minutes)

Show the countdown video as you transition to introduce the Bible story. Set it to end as the session begins.

SAY “Hi there! My name is [your name] and I am really excited to see each and every one of you. We gather each week to study the Bible, and this week is no different. I love when you all gather with me because I want all of you to know and love God.

How many of you brought your Bible with you today? [Allow responses and distribute a classroom Bible to any kids who need one.] That’s awesome! We have been working our way through the Bible in chronological order. Can any of you tell me what chronological means? [Allow responses.] That’s exactly correct. Chronological order means the order things happened in. We started at the beginning of the Bible with creation, and have been learning about the one big story God is telling. But every few sessions, we really dig into and understand a special idea—a Big Truth the Bible teaches. ”

2 BIG PICTURE QUESTION (1 minute)

SAY “One way we help ourselves focus on these special ideas, or doctrines, is by asking and answering big picture questions. For the last few weeks, we have been using this big picture question and answer: **Does God keep His promises? Yes, God always keeps His promises because He is faithful.**

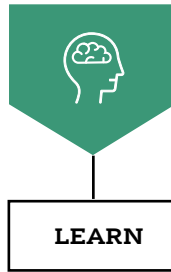
It is important for us to understand God’s faithfulness. If we don’t know that God is faithful or if we believe that God is not faithful, it prevents us from really learning anything from the Bible. We trust what the Bible teaches because we know that God never lies; His Word is completely true and tells us everything we need to know about Him and about ourselves. We also need to see God’s faithfulness so that we will trust His commands and promises. God knows what is best for us, and He always keeps His promises. So when He tells us in His Word the way we should live, we can trust that He is correct. ”

3 REVIEW THE TIMELINE (1 minute)

Show the giant timeline. Point to individual Bible stories as you review.

SAY “We have looked at Moses’ life and seen God’s faithfulness. God saved Moses as a baby and called him to lead His people out of slavery. God was faithful to protect all the families who obediently put blood over their doors. God was faithful to fight for His people, allowing them—but not the Egyptians—to cross the Red Sea on dry ground.

Today we will take a step back to look at another way God proved His faithfulness. God communicated to a prophet named Isaiah about Jesus’ birth about 700 years before Jesus was born! When Jesus was born as Isaiah foretold, it showed God’s perfect faithfulness. ”



THE STORY OF THE GOSPEL

LEARN the Bible Story

1 TELL THE BIBLE STORY: VIDEO OR STORYTELLER (10 minutes)

Open your Bible to Isaiah 9. Use the Bible storytelling tips to help you tell the story, or show the Bible story video “God Keeps His Promises.” Use the bold text to retell or review the story.

GOD KEEPS HIS PROMISES

“When sin entered the world **after Adam and Eve rebelled**, God made an important promise. **God promised a Rescuer would come from Eve’s family**. As years passed, **God’s people waited for Him to keep His promise**. God sometimes **spoke to His people through prophets** and prophetesses, men and women who received a message from God and then told it to the people.

The prophet **Isaiah shared a message about God’s promise to send a Rescuer**. The Rescuer would be called the Messiah, which means “anointed one” or “chosen one.” **This is what Isaiah wrote:**

“The people are living in darkness now, but they will see a great light. A light will shine on them. God will grow the nation and give the people joy. People will rejoice like they do at harvest time or after a war is won.

“This is how God will keep His promise: A child will be born for us, a son will be given to us, and the government will be on His shoulders. He will be named Wonderful Counselor, Mighty God, Eternal Father, Prince of Peace.”

All **these names tell us who Jesus is and the great things He would do**. Jesus was coming to earth to help people and protect people. **Jesus would be a king who cares about His people, and He would bring peace to the whole world.**

Isaiah also said, “His kingdom will be full of His power and peace. The kingdom will grow, and He will reign on the throne as the King. He will be a good, fair, and loving King who reigns forever.”

Christ Connection: God keeps His promises. He remembered His promise to send a Rescuer and sent His Son, Jesus, into the world as a baby. Jesus grew up and provided salvation for sinners by dying on the cross and rising from the dead. ”

STORYTELLING TIPS

Use hand motions:
Guide kids to hold up their hands in a praise position when they hear one of God’s promises.

Move around: Start in one place in the room to tell of God’s promise to Eve. Move to another place in the room to describe God’s promises to the prophets. Move again to explain Isaiah’s prophecy of the Messiah and another time to explain the prophecy’s fulfillment in Jesus.



THE STORY OF THE GOSPEL

2 REVIEW THE BIBLE STORY

SAY “God began revealing bits and pieces of His plan to redeem people as soon as sin entered the world. God’s promise that a descendant of Eve would strike the serpent’s head was the first time He promised to send a Rescuer. Through Noah, we saw God’s faithfulness and desire to save the world from sin. In His covenant with Abraham, we heard the promise restated: Abraham’s family would be blessed and bless the whole world. The way God saved His people from Egypt was a picture of Jesus’ sacrifice to save us—only those covered by the blood will be passed over when the time to destroy sin comes.

In our story today, we saw yet another glimpse of God’s perfect plan. God was going to send a child, a baby boy, to be a perfect King. Think about the names Isaiah gave this promised Son: Wonderful Counselor—the Rescuer would teach wise and good things; Mighty God—the Rescuer would be God the Son; Eternal Father—the Rescuer would give life; Prince of Peace—the Rescuer would make the way for God and people to be united in love. All of these pictures of the Rescuer came true in Jesus. Jesus is God the Son, born as a human baby. He is one with the Father and taught about God’s love and how we can be united with God forever. Everything God promised through Isaiah came true in Jesus. **Does God keep His promises? Yes, God always keeps His promises because He is faithful.** We can see God’s faithfulness throughout the Bible. And because God has always been faithful and He never changes, we know that He always will be faithful forever into the future. ”

3 CHRIST CONNECTION

SAY “God keeps His promises. He remembered His promise to send a Rescuer and sent His Son, Jesus, into the world as a baby. Jesus grew up and provided salvation for sinners by dying on the cross and rising from the dead. ”

(Tip: Use Scripture and the guide provided to explain how to become a Christian. Make sure kids know when and where they can ask questions.)

4 QUESTIONS FROM KIDS (3 minutes)

Show the “Unit 4, Session 4” questions from kids video. Prompt kids to discuss:

1. What can you do when people you trust let you down or break promises?
2. How do you feel knowing that God is always faithful?

5 MISSIONS MOMENT (3 minutes)

Display the missionary collage and explain that all of the families featured are missionary families.

SAY “God is faithful to keep all His promises. He sent Jesus and Jesus called all of us to share the gospel with the world. God is faithful to help us obey that command. All of the families you see here are missionary families.



THE STORY OF THE GOSPEL

If you're a kid whose parents are called to be missionaries, you get to be a part of what they do. The McDonalds' kids, for instance, are looking forward to going on trips to some of the villages with their parents. They can work alongside their parents, helping people and telling them about Jesus. Sometimes we call missionaries' kids 'MKs.' Let's look at some artwork made by an 8-year-old MK named Benny. ”

Show Benny's artwork and ask the kids to describe what Benny drew.

SAY “ Benny and his parents minister to Muslims. Muslims need Jesus, and Benny illustrated a Christian telling a Muslim about Jesus. Benny knows exactly what his family's mission is. They are working together to spread the gospel. ”

Ask a volunteer to pray for the McDonalds, Benny and his family, and missionary families your church supports.

6 KEY PASSAGE ACTIVITY (5 minutes)

Ask for volunteers who can say the key passage from memory. Thank each kid for his effort and encourage all the kids to continue working to memorize the verse. Show the key passage poster. Lead kids in reading aloud Numbers 23:19 together.

Use a stopwatch to time the kids saying the key passage. Challenge them to say it as fast as possible. After two or three attempts, remove the poster and see if they can match or beat their best time when they don't have the poster to look at.

SAY “ God is perfectly faithful. He never lies and is always the same. That means that He is as trustworthy and faithful today as He was thousands of years ago with the Israelites. It means He will be as trustworthy and faithful in a thousand—or a million, or a trillion, or a zillion—years from now as He is today. No matter how long it takes, God always keeps His promises. ”

Lead kids to sing “Unchanging God (Numbers 23:19).” You may also choose to sing a worship song of your choice.

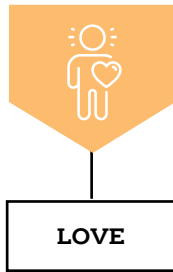
7 PRAY (2 minutes)

Invite kids to pray before transitioning from **LEARN** to **LOVE**.

SAY “ Father, thank You for promising to rescue us from sin. Thank You for sending Jesus to fulfill Your promise in Your perfect timing. Help us to love and trust You. Fill us with the Holy Spirit to help us obey You and wait patiently for You to keep all Your promises in Your perfect timing. Amen. ”

Transition from **LEARN** to **LOVE**





THE GOD OF THE GOSPEL

LOVE God by Applying the Story

1 REVIEW & BIBLE SKILLS (5 minutes)

Distribute Bibles. Guide boys and girls to open their Bibles to Isaiah 9. Ask the kids if any of them know which division of the Old Testament Isaiah is a part of. (Major Prophets) Point out that the books in the Major Prophets division are longer than the books in the Minor Prophets division, not more important.

Choose a volunteer to read aloud Isaiah 9:6-7. If there are no strong readers in your group, ask the kids to follow along as you read the verses aloud. Consider using the Old Testament Israel Map to point out the location of Jerusalem, where King David ruled. (H5)

SAY “The prophet Isaiah lived thousands of years after Adam and Eve chose to sin, and about 700 years before Jesus was born. Isaiah’s writings reminded the people that God hadn’t forgotten His promise to send a Savior.

Because we know that Jesus already came to rescue us from sin, we can see Isaiah’s writings as further proof of God’s perfect faithfulness. Long before Jesus was born, God reaffirmed His promise, and Jesus’ birth proved the answer to our big picture question. **Does God keep His promises? Yes, God always keeps His promises because He is faithful.** ”

2 GROUP DISCUSSION (10 minutes)

Ask the following questions. Lead the group to discuss.

| **SAY** “What does it mean to say Jesus is the Prince of Peace? ”

Guide kids to discuss the ways Jesus brings peace to earth. Help them think through Jesus’ death and resurrection to bring peace between God and people. Point out the way Christians are empowered to love one another despite any social, cultural, ethnic, or economic differences. Jesus unites all kinds of people to God and one another in peace.

| **SAY** “How have you experienced God’s faithfulness? ”

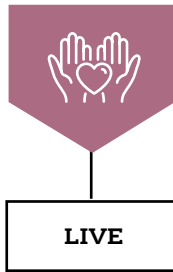
Guide kids to think about the ways God has come through for them or their families. Encourage them to think about the ways God has kept different promises from Scripture, such as the promise to give us joy when we trust Him or the promise to be with us always. Help them think about the ways God provides for their needs, just as Jesus said He would.

| **SAY** “What are some reasons you might struggle to trust God’s faithfulness? ”

Allow the kids to offer suggestions of times they have trouble trusting God. Be prepared with examples from your own life. Talk about God’s timing; explain that waiting thousands of years for God to fulfill a promise can be difficult. Remind the kids that many people lived and died waiting for Jesus to come the first time, but they had faith in God—they knew He would someday keep His promise, even if they didn’t know when. Jesus’ promise to return may not happen in our lifetime, but we still have faith that God’s timing is perfect.

Transition from **LOVE** to **LIVE**





THE MISSION OF THE GOSPEL

LIVE the Mission

1 ACTIVITY CHOICE (10 minutes)

☐ **OPTION 1: SKILLS TO SHARE**



SAY “ You and your family can be on mission wherever God calls you. People around the world and right here in our community need Jesus. The McDonalds use their training as medical workers to help people and find opportunities to tell them about Jesus. Can you think of some ways your family could help people and tell them about Jesus? ”

Provide paper, pencils, and crayons and ask kids to think of at least one way that they could work with their families to help people and tell them who Jesus is. Lead them to make a drawing that shows their idea.

Allow the kids to share their drawings with the group. Brainstorm ways kids can show love through serving others, and encourage the kids to help others this week.

SAY “ When we help and love other people, we have a great opportunity to tell them how loving Jesus is. ”

☐ **OPTION 2: REMEMBER BRACELETS**

Provide each kid with a length of string a few inches longer than the circumference of his wrist.

Help the kids use alphabet and number beads along with colored pony beads to make a bracelet with a scripture reference to a promise of God. Use the following suggested references or work with your kids to come up with your own.

- John 10:9-10
- Proverbs 3:5-6
- Matthew 28:19-20
- Acts 1:8
- Revelation 22:20

SAY “ The Bible is filled with promises that God has made to people. We can rest comfortably in God’s promises, knowing that His power and faithfulness are never ending. **Does God keep His promises? Yes, God always keeps His promises because He is faithful.** ”

2 REFLECTION AND PRAYER (5 minutes)

Distribute a sheet of paper and pencil to each kid. Ask the kids to write about or draw a picture to answer the following questions:

- What does this story teach me about God or the gospel?
- What does this story teach me about myself?
- Who can I tell about this story?

Be sure to send the sheets home with the kids along with the activity pages so parents can continue to discuss the Bible story with their kids.

If time remains, take prayer requests or allow kids to complete the Bible story coloring page. Pray for your group.