

KIDS

BIBLE STUDIES *For* LIFE®

**GOD MADE
THE WORLD**

**GOD LOVES
MY FAMILY**

**DO WHAT
GOD SAYS**

GOD MADE THE WORLD AND ANIMALS

LIFE POINT: *God made the world and animals.*



LEVEL OF BIBLICAL LEARNING

God created the world in six days and rested on the seventh.

BIBLE PASSAGE

Genesis 1:1-25,30

WEEKLY VERSE

In the beginning God made the world.

Genesis 1:1

UNIT VERSE

In the beginning God made the world.

Genesis 1:1

SUGGESTED DATES:

weeks of September 4, 11

LEADER BIBLE STUDY

The most basic question for science and philosophy is, “How did the universe begin?” In the 20th century, secular astronomers came to the undisputed conclusion that the entire universe (time, space, matter, and energy) had a beginning *from nothing*. But they cannot, in any way, explain how.

Genesis 1:1 gives the only reasonable answer to the “how” question—God created everything. God revealed that the universe exists because He brought it into existence *from nothing*. The Hebrew word translated “created” is *bara*, which means “specially created” (it is also used twice for mankind’s creation in verse 27).

Beyond that initial creation event, Genesis 1–2 outlines the six-day progression God followed to create the earth. Initially the earth was dark and formless over the waters. So the Spirit of God created light, which established days and nights. On day two, He formed the sky. On day three, dry land emerged. He called the land *earth* and the waters *seas*. God made plants and trees and declared them good. On day four, God opened the skies to reveal the sun, moon, and stars to light the earth. The sun was to have dominion over the day, and the moon governed the night. The stars also shone brightly, and God saw it was good.

On the fifth day, God created fish and other aquatic life to swarm the seas. He made winged birds to fly through the skies. The sixth day of creation began with God making higher forms of land animals: livestock, crawling creatures, other wildlife, and so forth. It is astounding how many different kinds of living creatures inhabit this planet. Both on land and in the sea, the diversity of life and the balance of nature testify to a Master Designer.

How was God’s declaration that His creation is good reflective of His holy nature?

How does the balance of nature testify to the existence of God?

(See Romans 1:18-20.)

BIBLE STORY

Pick and choose which activities you wish to use to support the Bible story over a two-week period.

GOD MADE THE WORLD AND ANIMALS

In the beginning God made the world. God said, "Let there be light," and there was light. He called the light day and the dark night. He made the first morning, the first evening, and the first day.

On the second day God separated the water from the sky. The night came and then a new morning.

On the third day God made the dry land and the seas. He filled the land with all kinds of trees and plants. He made trees that grow fruit and plants that grow seeds. The night came and a new day.

On the fourth day God made the moon and stars to give light at night. He made a brighter light, the sun, to give light for the day.

On the fifth day God made fish and sea creatures of all kinds. He filled the skies with birds of all shapes and sizes.

On the sixth day He made all the wild animals, farm animals, and animals that crawl on the ground.

God saw everything He had made was good.

— BASED ON GENESIS 1:1-25, 30



PICTURE/WORD CARDS

Note that picture/word cards may be gathered from Kids Activity Page 31 or Pack Item 42.

NOTE: Downloadable versions of items identified as *CD* are available in the Music and Print Extras Bundle. Items identified as *DVD* are available in the Digital Video Bundle.

Bible Story Note

The Bible story printed on the back of each Pack Item Teaching Picture is intended for 3s-Pre-K. Find the Special Buddies story on this page and on Kids Activity Pages 3 and 6.

Additional training for Bible Studies for Life: Kids available at ministrygrid.com/web/biblestudiesforlife.

INTRODUCTORY ACTIVITY



► CD, CD player

► **Animal Sounds** Week 1 ___ Week 2 ___

Listen to “Animal Sounds” (track 20). Pause after each animal sound and ask the children to guess the animal. Encourage kids to think of animals God made that live in the air, in the water, and on land. Mention that God made all of these animals. Open your Bible to the Book of Genesis and say: “God made the world.”

► Small bottles of water,
world map, permanent
marker

► **Bottle Cap Toss** Week 1 ___ Week 2 ___

Place a world map on the floor or across a table. Give each child a bottle of water to drink during the session. Set all the water bottle caps next to the world map. Point out the parts of the map that represent dry land and the parts representing water. Guide children to take turns dropping the bottle caps, one at a time, onto the map. Count the number of bottle caps landing on dry land and the number landing on water. Mention that God made both the dry land and the seas. Say: “God made animals to put on the land and in the seas.” Gather unfinished water bottles to avoid spills.

STUDY THE BIBLE



► DVD

► **Video** Week 1 ___ Week 2 ___

Use the “God Made the World: Life Action” and “God Made Animals: Life Action” videos to introduce the Bible story or to review it at the end of the session.

► Teaching Pictures 1 & 2

► Thin twigs or brown
chenille stems, play
dough, pony beads

► **Twig Tree** Week 1 ___ Week 2 ___

Help each child form a ball of play dough and select a couple of twigs or chenille stems. Demonstrate how to make a twig tree by pushing the end of a twig or stem into the dough. Place beads within reach. Encourage kids to add beads to their trees as they listen for words describing God’s creation. Open the Bible to Genesis 1 and slowly tell the story, allowing time for kids to add beads as they process what they hear. Review by asking kids to recall some of the words they heard. Show both Teaching Pictures. Point to and identify the images in the picture showing God’s creation.

► Draw and Connect Week 1 ___ Week 2 ___

Display the Teaching Picture as you tell the Bible story. For review, look together at the Kids Activity Page. Remind kids that God made the world and every living thing in it. Distribute pencils and prompt kids to look at the page and draw a line from each animal to its home. Invite kids to say the names of other animals they know about or have seen. Thank God for making the world and all the animals.

- Teaching Picture 1
- Kids Activity Page 4
- Pencils

► Creation Picture Time Line Week 1 ___ Week 2 ___

Say: "The Bible says that God created the world in six days, then He rested. Let's use this time line to remember what God created on each day." Attach each corresponding picture to the time line as you tell the Bible story. Clearly state what each picture represents as you place it on the time line:

- "On the first day, God created light where there had been only darkness." (Attach pictures 1 and 2.)
- "On the second day, God separated the water from the sky." (Attach pictures 3 and 4.)
- "On the third day, God made the dry land and the seas. He filled the land with all kinds of trees and plants." (Attach pictures 5 and 6.)
- "On the fourth day, God made the sun, moon, and stars." (Attach pictures 7 and 8.)
- "On the fifth day, God made fish and sea creatures. He also made birds of all shapes and sizes." (Attach pictures 9 and 10.)
- "On the sixth day, God made all the wild animals, farm animals, and animals that crawl on the ground." (Attach picture 11.)

Remove the pictures from the time line. As you remove each picture, print a number on the back that corresponds to the day God created that item. Lead kids to put the pictures back into the time line. Use the numbers printed on the back as needed. As each picture goes on the time line, lead kids to say or repeat what God created.

- Pack Items 20, 21: "Creation Picture Time Line," "Time Line Pictures"
- Scissors, tape
- Attach the "Creation Picture Time Line" to the wall. Cut apart the "Time Line Pictures." Save the final picture (Adam and Eve in the garden) for Unit 1, Session 2.

► Snack Line Week 1 ___ Week 2 ___

Give each child a paper plate. Keep your Bible open as you tell the Bible story. When telling what God created on the fifth and sixth days, distribute the snacks. Explain that God created fish on the fifth day and animals that live on dry land and creatures that crawl on the sixth day. Pray, thanking God for His beautiful creation and for the snack. While children eat, review the Bible story. Ask kids to recall what else God made. Comment: "God made the world and animals. He also made you." Post the Teaching Picture in a visible location. Point it out for children to gaze at as they eat.

- Teaching Picture 1
- CD: "Allergy Alert"
- Paper plates, fish shaped crackers, gummy worms or bears, animal crackers
- Post the allergy alert.

PRACTICE BIBLE SKILLS

► Leaf Blowing Week 1 ___ Week 2 ___

- CD: "Allergy Alert," "Unit Verse Markers"
- Real or artificial leaves, straws, index card, marker
- Post the allergy alert if real leaves are used.

Write the entire text of Genesis 1:1 on an index card. Tape the card to the far end of a table. Demonstrate how to blow through a straw to move the leaf across the table and onto the card. Ask another adult leader to try to say the words of the verse and the Scripture reference before you can get the leaf onto the card. When children understand the concept of the game, allow them to take turns blowing the leaf and saying the verse. Provide a clean straw for any child interested in trying to blow the leaf. Show kids how to find Genesis 1:1 in the Bible.

► Number One Week 1 ___ Week 2 ___

- CD: "Unit Verse Markers"
- Plush animal, small sticky notes, marker

Write the numeral 1 on several small sticky notes. Stick the notes in various spots on a plush animal. Ask kids to help take the stickers off the animal. Prompt children to identify the number on the stickers. Say: "Let's find this number in the Bible." Turn to Genesis 1:1. Invite children to try to find the number. Mention that the larger number is the chapter number, and the smaller number is the verse number. Read aloud the verse. Ask: "What did God put in the world He made?"

► Calendar Flip Puzzle Week 1 ___ Week 2 ___

- Scenic nature calendar, scissors

Invite children to look through a nature calendar and select a favorite picture. Cut the picture into four large puzzle pieces. Work together to put the picture back together. Identify what God created. Flip the puzzle pieces over, mix them up, and put together the calendar grid. Count out six calendar days. Ask: "How many days did it take God to create the world? What are your favorite parts of God's creation?" Direct children to Genesis, the first book of the Bible. Mention that Genesis tells the story of how God made the world.

► Moon and Stars Week 1 ___ Week 2 ___

- CD: "Allergy Alert," "Weekly Bible Verse Markers"
- Play dough; cookie cutters (star and circle shapes)

Lead children to roll out the play dough and cut out star and circle shapes. As they work, remind children that God created the stars and moon to give light during the night. Suggest children make other things God created from the different colors of play dough. As each child completes his play dough project, instruct him to put his dough back in the can and wash his hands. Remind children that the Bible is a special Book that should be treated with respect. Thank each child for washing his hands before touching his Bible. Lead the child to find and read or repeat Genesis 1:1.

LIVE IT OUT



► God Made It! Week 1 ___ Week 2 ___

Show children the picture on the Kids Activity Page. Ask them to point to the portion of the picture that is dry land and then the portion that represents water. Instruct children to use a highlighting marker or a sticker to make a dot on each part of God's creation. Talk about other creatures, not featured in the picture, that God made to live in the water and on dry land. The Bible says that God made the world and animals. Jesus enjoyed God's beautiful world. Kids can too!

- Kids Activity Page 5
- Highlighting markers or dot stickers

► Hand Signals Week 1 ___ Week 2 ___

Invite children to guess which animal is represented by each hand movement you make. Create a flying butterfly, squirmy worm, spider, fish or any other movement that can represent God's creation. Invite children to make hand movements of anything from God's creation for you to guess. Comment that God made the world and animals.

- No advance preparation needed.

CLOSING ACTIVITY

► Globe Spin Week 1 ___ Week 2 ___

Guide a child to gently spin the globe and stop it by placing a finger anywhere on the surface of the globe. Ask the child to identify the location as land or sea. Lead the child to answer one review question.

- Globe

- Who made the world? (*God*)
- Who made the morning and night? (*God*)
- Who made the land and water on earth? (*God*)
- Who filled the land with trees and plants? (*God*)
- Who made the moon, stars, and sun? (*God*)
- Who made the animals? (*God*)

► Genesis 1:1 Week 1 ___ Week 2 ___

Lead a child to say or repeat Genesis 1:1: "In the beginning God made the world."

- No advance preparation needed.

► One Conversation™ Week 1 ___ Week 2 ___

Distribute the Kids Activity Page to encourage families to complete the One Conversation™ activity at home.

- Kids Activity Page 6

BONUS ACTIVITIES

Creation Song Week 1__ Week 2 __

Review the Bible story by asking kids to look at the cards and recall what God created.

To the tune of “The Muffin Man,” sing and fill in each the blank with the name of something God created:

Do you know who made the _____?

Made the _____,

Made the _____,

Do you know who made the _____?

God made it.

Roll a Snake Week 1__ Week 2 __

Give each child a ball of play dough. Demonstrate how to roll the dough back and forth on a table to make it thinner and longer. Form the number six with the dough. Ask children to recall what God made on the sixth day of creation. Mention that God made all the animals that crawl on the ground on the sixth day. Encourage kids to unroll the play dough to make it look like a snake. Suggest they add googly eyes and sequins.

Night or Day? Week 1__ Week 2 __

Point to the yellow and black papers on the walls. Explain that children need to decide if the action or item you say is seen or done during the night or day. Practice with the word *sleep*. Direct the children to move to stand near the black paper because most people sleep at night. Continue the game with these words and phrases; *play, stars, owl, moon, sun, butterfly, go to church, ride your bike*. Lead children to say sentence prayers to thank God for something He made.

Nature Shaker Week 1__ Week 2 __

Select small nature items that easily fit into a plastic bottle. Remove any labels from the bottles. Give each child an empty bottle. Invite him to select some nature pieces and put them into the bottle. Help the child fill the bottle with water. Tightly screw on the lid and wrap colored tape around the top to secure it. Prompt kids to shake their bottles and identify its contents. Mention that God created what is inside the bottles.

- Pack Items 20, 21:
“Creation Picture Time
Line,” “Time Line Pictures”
- Post the “Creation Picture
Time Line” (with “Time Line
Pictures” attached).

- CD: “Allergy Alert”
- Play dough, sequins,
googly eyes
- Post the allergy alert.

- Black and yellow
construction paper, tape
- Tape one black sheet to
the wall. Tape one yellow
sheet to the opposite wall.

- CD: “Allergy Alert”
- Empty plastic bottles;
funnel (optional); pitcher
of water; small nature
items (pieces of grass,
flower petals, leaves, small
twigs, pebbles); colored
tape
- Post the allergy alert.

Find the Animals Week 1__ Week 2 __

Direct children to take turns as each chooses an animal card and then finds the animal on the gameboard. Suggest the child make the noise of the animal or act out a movement the animal makes. Comment that God made all the animals. He made the animals that fly in the sky, crawl or walk on the land, and swim in the waters.

- Pack Items 23, 24:
"Creation Animal Search Gameboard," "Animal Picture Cards"

Window Watching Week 1__ Week 2 __

Give each child a window marker or washable marker. Invite kids to gaze out the window and circle what they see that was made by God. Count the number of circles that appear on the window glass. Prompt kids to talk about what they see through the circles. If there is not a window in the room, give each child a sheet of paper and stickers. Place nature items around the room. Prompt each child to add a sticker to his paper when he sees something from God's creation.

- Window markers, paper towels (damp and dry) for cleaning the window, paper (optional), stickers (optional)

Finish the Pattern Week 1__ Week 2 __

Start a pattern with the colors and challenge a child to continue the pattern. Suggest he make his own pattern. Talk about things God made in those colors. Play "God Made a Beautiful World" (track 2) as children work.

- CD, CD player
- Squares of construction paper in four different colors

Missions Emphasis Week 1__ Week 2 __

Read the missions story or show the video "Learning the Stories." Point out on the map that the arrows point to several countries that make up the region of West Africa. Comment that this area is commonly known as "hot as a skillet" with daily high temperatures of 88 to 106 degrees year-round. Guide kids to use the outdoor thermometer or a weather app to determine today's temperature where you live. Comment that it is hotter in West Africa than it is in your city today. In fact, it is very hot in West Africa every day of the year. Pray for the missionaries who tell people in West Africa about Jesus. Ask God to give the missionaries great ideas about ways to share God's love.

- DVD: "Learning the Stories"
- CD: "Missionary Stories," "Missions Map"
- Outdoor thermometer or weather app

Coloring Page Week 1__ Week 2 __

Print the Coloring Page. Review the Bible story as children color.

- CD: "God Made the World," "God Made Animals" Coloring Pages
- Crayons or colored pencils

In the beginning God made the world.

— GENESIS 1:1

GOD MADE THE WORLD AND ANIMALS

BASED ON 1 GENESIS 1:1-25,30



In the beginning God made the world. God said, “Let there be light,” and there was light. He called the light day and the dark night. He made the first morning, the first evening, and the first day.

On the second day God separated the water from the sky. The night came and then a new morning.

On the third day God made the dry land and the seas. He filled the land with all kinds of trees and plants. He made trees that grow fruit and plants that grow seeds. The night came and a new day.

On the fourth day God made the moon and stars to give light at night. He made a brighter light, the sun, to give light for the day.

On the fifth day God made fish and sea creatures of all kinds. He filled the skies with birds of all shapes and sizes.


On the sixth day He made all the wild animals, farm animals, and animals that crawl on the ground.

God saw everything He had made was good.

DRAW AND CONNECT

God made the world. God planned for each animal to have a home.

Draw a line to connect each animal to its home.



God Made It!

Use a highlighting marker or a sticker to make a dot on each part of God's creation.



THE BIBLE MEETS LIFE: Parents, today your child began a study of creation. How can you help your child learn to appreciate the wonders of God's creation?



LEVEL OF BIBLICAL LEARNING:
God created the world in six days and rested on the seventh.

SPECIAL BUDDIES



LIVE IT OUT: Late summer and early fall are great times for outdoor exploring. Use these times outdoors to call attention to all that God has made. Take time to pray with your child and thank God for His creation.

BIBLE AND ME: Read these verses each day with your child.

Sunday: Isaiah 40:28
Monday: Nehemiah 9:6
Tuesday: Isaiah 45:18
Wednesday: Psalm 148:5
Thursday: Isaiah 40:26
Friday: Colossians 1:16
Saturday: Revelation 4:11

GOD MADE THE WORLD AND ANIMALS

SCRIPTURE: Genesis 1:1-25,30

WEEKLY VERSE: In the beginning God made the world. *Genesis 1:1*

LIFE POINT: God made the world and animals.

In the beginning God made the world. God said, "Let there be light," and there was light. He called the light day and the dark night. He made the first morning, the first evening, and the first day.

On the second day God separated the water from the sky. The night came and then a new morning.

On the third day God made the dry land and the seas. He filled the land with all kinds of trees and plants. He made trees that grow fruit and plants that grow seeds. The night came and a new day.

On the fourth day God made the moon and stars to give light at night. He made a brighter light, the sun, to give light for the day.

On the fifth day God made fish and sea creatures of all kinds. He filled the skies with birds of all shapes and sizes.


On the sixth day He made all the wild animals, farm animals, and animals that crawl on the ground.

God saw everything He had made was good.

TAKE IT FURTHER:


Check out the *God Made the World* section of the Bible Studies For Life: Kids Family App.





GOD MADE THE WORLD

GENESIS 1:1-19 • TEACHING PICTURE 1



GOD MADE ANIMALS
GENESIS 1:20-25,30 • TEACHING PICTURE 2



7

GOD
RESTED

TAPE
Picture 11
here

TAPE
Picture 12
here



5

TAPE
Picture 9
here

TAPE
Picture 10
here



4

TAPE
Picture 7
here

TAPE
Picture 8
here



3

TAPE
Picture 5
here

TAPE
Picture 6
here



2

TAPE
Picture 3
here

TAPE
Picture 4
here



1

TAPE
Picture 1
here

TAPE
Picture 2
here

1



2



3



4



5




6



7



8



9



10




11










12



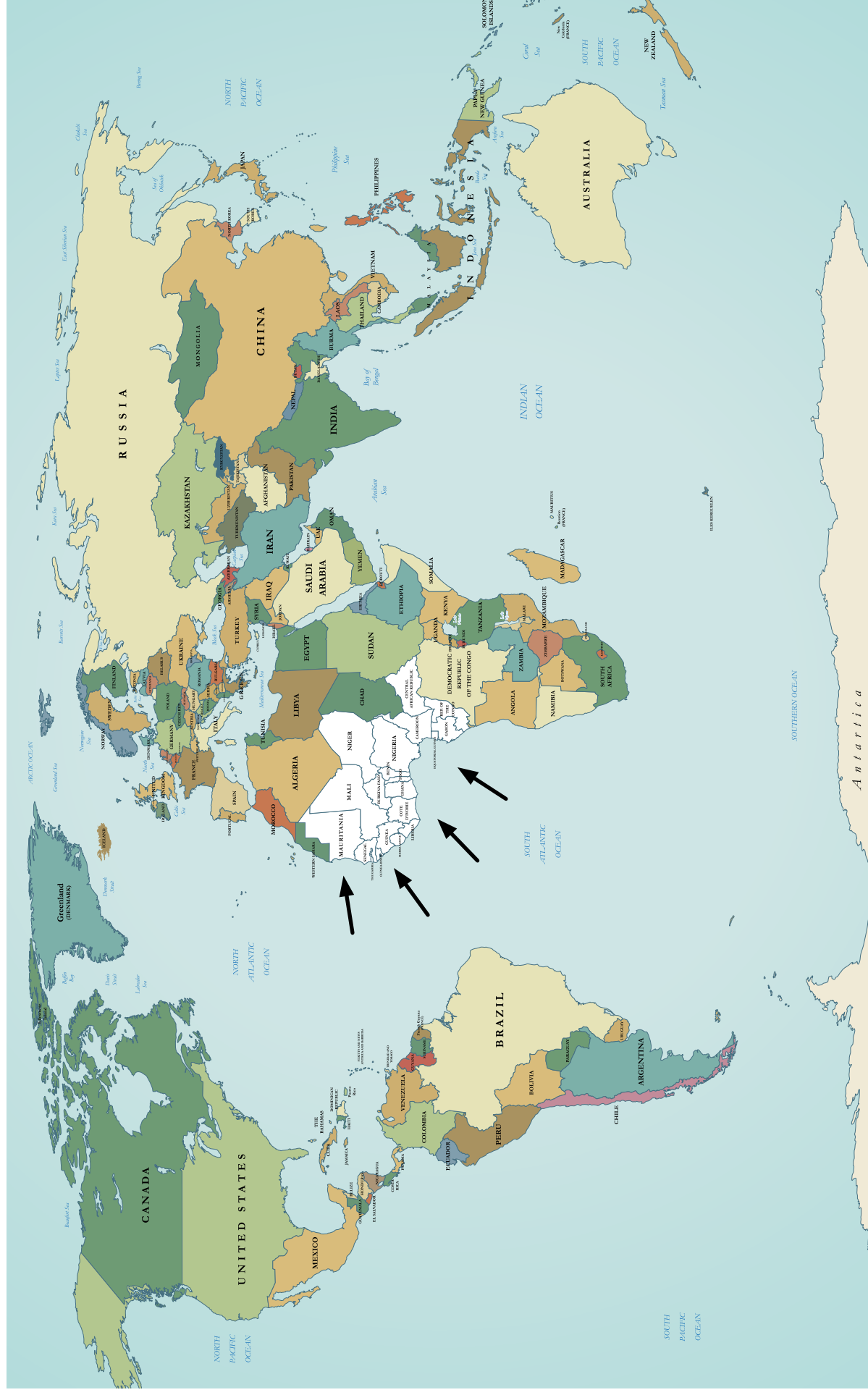
Image Credit: shutterstock



Instructions: Use the gameboard with the Animal Picture Cards (Item 24) as directed in the Leader Guide. Save the gameboard for Unit 2.
Note: Pack Item 29, *Noah Animal Search Gameboard*, is on the back of this item.



Missions Map



MISSIONARY STORIES

UNIT 1



Missions in West Africa

Missionary: Kimberly Cain

Jesus loves all children everywhere and wants them to learn about Him. Kimberly Cain in West Africa loves children and tells them about Jesus.

Sometimes Kimberly teaches children as they sit on mats on the dusty ground. Sometimes she teaches children at a local church where the roof is made of woven grass. That church building might not look like yours, but the children in West Africa are learning the same stories from the Bible that you are!



Kimberly uses a storytelling cloth to tell stories from the Bible. Each picture on the cloth is about a different Bible story. Kimberly tells children the Bible stories so they can grow up knowing Jesus and telling others about Him.

Pray

- For missionaries to learn the new language
- For missionaries to adjust to a new culture and year-round hot temperatures
- For the children of West Africa to learn to follow Jesus and tell others



The background of the page features a soft gradient from light green at the top to a pale blue at the bottom. Several dandelion seed heads are depicted, with some in sharp focus in the foreground and others as soft, out-of-focus bokeh in the background. The seed heads are white with dark brown centers. The main title 'Allergy Alert' is written in a large, white, stylized font with a subtle drop shadow, positioned on the left side of the page.

Allergy Alert

Today your child will be tasting,
smelling, or handling the following:

**In the beginning God
made the world.**

Genesis 1:1



**God has plans to
care for you.**

Jeremiah 29:11



God will help you today.

Exodus 14:13





**God has plans
to care for you.**

Jeremiah 29:11



**Love one
another.**

1 John 4:7



God loves me.

Psalms 86:13



**Try to get along
with everyone.**

Romans 12:18



**God will help
you today.**

Exodus 14:13




**Do what God
says.**

Deuteronomy 8:6



**We will do what
God says.**

Exodus 19:8




God Made the World

In the beginning God made the world. *Genesis 1:1*

© 2016 LifeWay. Printed in the United States of America.

This item may be reproduced.



God Made Animals

God made the animals. *Genesis 1:25*

© 2016 LifeWay. Printed in the United States of America.
This item may be reproduced.