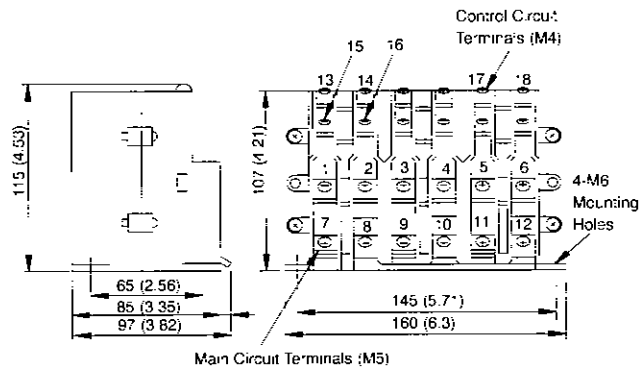
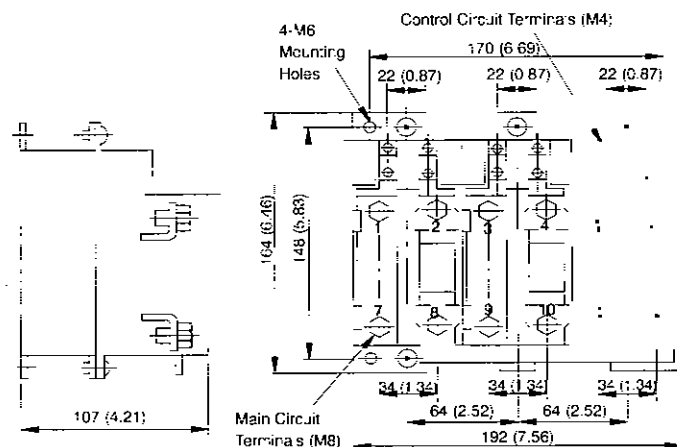


(2) Dimensions in mm (inches)



(a) Model HV-75AP3

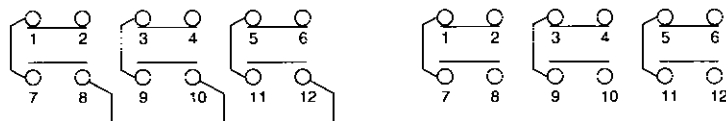


(b) Models HV-150AP3, HV-200AP3

(3) Terminal Descriptions

Table A-15 Terminal Name and Operation Status

| Terminal | Name | Operation Status | |
|----------|------------------------|-----------------------------|----------------------------|
| | | +24V (Low-speed Winding) | 0V (High-speed Winding) |
| 13-14 | Selection signal | | |
| 1-2 | Main contact: 3NC | Open (OFF) | Closed (ON) |
| 3-4 | | | |
| 5-6 | | | |
| 7-8 | Main contact: 3NO | Closed (ON) | Open (OFF) |
| 9-10 | | | |
| 11-12 | | | |
| 15-16 | Auxiliary contact: 1NO | Open (OFF) | Closed (ON) |
| 17-18 | 200V power supply | - | - |



(a) Model HV-□AP4

(b) Model HV-□BP4

Fig. A-5 Main Circuit Contacts Configuration