

The Legend of the Online **BEAST**

\$100 a day,  
Everyday...

**Copy this PROVEN METHOD NOW**



Any problems or questions about this course email  
support here: [work1hourhelp@gmail.com](mailto:work1hourhelp@gmail.com)



**Any problems or questions about this course email support here: [work1hourhelp@gmail.com](mailto:work1hourhelp@gmail.com)**

**Income and Earnings Disclaimer**


You and you alone, are solely responsible for any income you make or fail to make. This eBook makes no promises of realized income. You recognize and agree that the author and publisher have made no implications, warranties, promises, suggestions, projections, representations or guarantees whatsoever to you about future prospects or earnings, or that you will earn any money, with respect to your purchase and/or possession of this eBook, and that the author and publisher have not authorized any such projections, promises or representations by others. Any earnings or income statements, or any earnings or income examples, are only for illustration and informational purposes; they are not estimates of what you could earn. There is no assurance you will do as well as stated in any examples. If you rely upon any figures provided herein, you must accept the entire risk of not doing as well as the information provided. There is no assurance that any prior successes or past results as to earnings or income will apply in your situation, nor can any prior successes be used, as an indication of

your future success or results from any of the information, content, or strategies contained herein this eBook. Any and all claims or representations as to income or earnings are not to be considered as "average earnings." Affiliate Disclaimer Per the Federal Trade Commission's recent policy update that requests we be transparent

about any and all affiliate relations we may have in this eBook, you, the visitor or customer, should assume that any and all links in this eBook are affiliate links. If you utilize these links and visit the resulting site, a cookie may be set in your web browser that will cause us to receive compensation if you make a purchase.


**Your Usage Rights**

You do NOT have any resell / reprint / distribution rights to this guide.



Welcome to the Legend of the Online Beast. I'm a full time surfer, explorer and traveler, I am NOT an internet marketer. I simply create streams of revenue online that take me 1-5 hours a week to maintain...so I can do what I love in life... here's one I wanted to share with you.






So the Legend of the Online Beast is always something that seemed to be a myth, not real. Surely someone that can travel the world and have freedom to do whatever he wants and whenever he wants...well, that is just something old legends are made if. Certainly it can't be true.

Surely it is just HYPE in order to get you to buy a course.

I mean seriously now, think about it. How many of your close friends do you know are smashing it online?

Wait a minute, that's not good enough. For sure we don't care if you can SMASH it online, if you have to work 30-80 hours a week just to maintain it...and if you leave the computer untouched for a day your empire will fail.

So let's ask that again. Let's even go with the people you may follow online, sure they appear to be smashing it online, but how many of them are really working 5 hours a week, all year, every year?




None of them. How do I know? Because the biggest names you know online come as ask me for help on how I can make as much as them, but then I travel the world and surf all year while they are stuck at there computer 15 hours a day or tied to their phone.

Now that...that is something Legends are made of. Show me someone who can have true freedom, not tied to their computer or their phone or WIFI...and I will say that dude is an Online Beast.

I'm telling you right now, I've been doing this for 8 years now, 5 hours a week, travel, surf, eat, going to snowboard in Japan soon (I'm from Atlanta, USA).

So best be sure every single method you learn from me, is something you can give a virtual assistant to and have them run it. I don't care if it's E-com or Affiliate Marketing, you HAVE to get a VA, I would be suffering without mine.



Suffering as in, I would have to be checking my ads, my store, filling orders every single day. NO WAY!

So, I'm going to show you this up to date method with E-com. The only way you can truly become an Online Beast Legend is to get someone to run your store for you. I have a link at the bottom to an outsource guide I have you can get also, but first let's go thru the steps on this course to get you to 100/day every single day, all year, for years to come.

Now of course 100 a day is just the start. I'm telling you right now, if you know how to do 100 a day, you can do 1,000 a day, then you can do 10,000 a day and so on. I've done them all and more.

So this is just the start, ramp it up as massive as you want to ok?



You NEED Shopify.  
STOP RIGHT NOW.

I don't care if you have tried Shopify and failed, this method and targeting works, 100% I spend crazy amounts of money on ads on FB and I know what works. So before you run off onto another method, give this a go.

[Click here to sign up for free.](#)

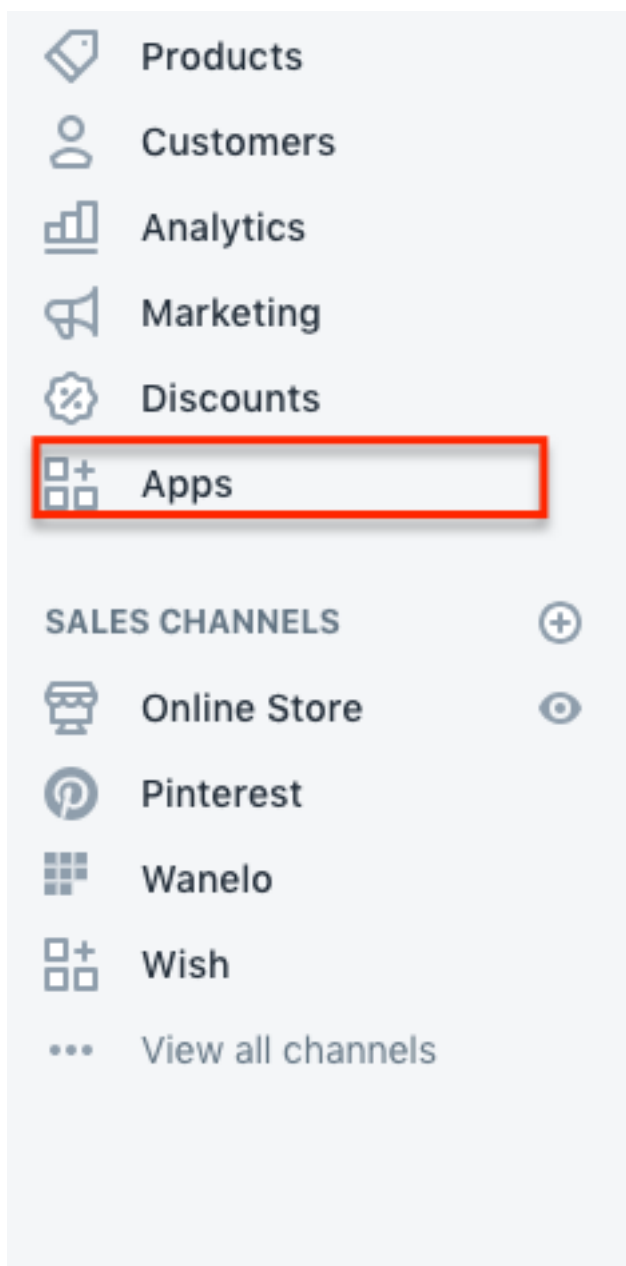
**Set up your store, pick a plan later**

Try Shopify free for 14 days, no credit card required

[Start your free trial](#)

When creating your store, keep it general, so you can test anything in it. Example: BillyandhisEpicstore.com

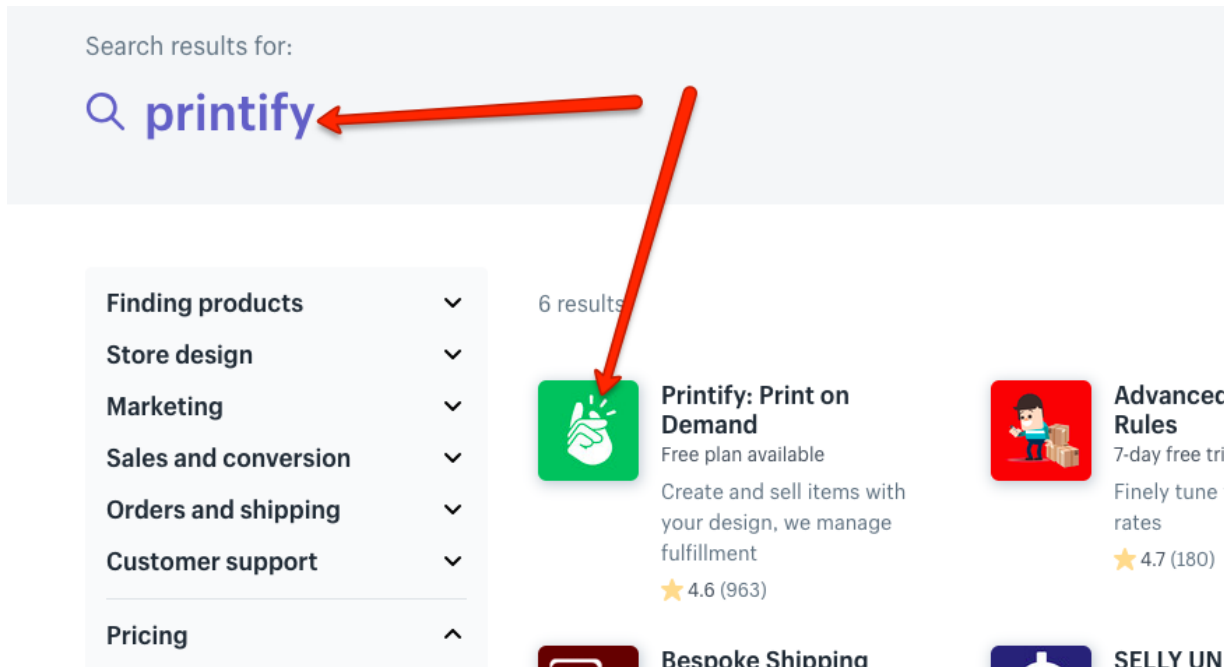
Once you sign up, click on Apps on the left side.








Click on App Store



Click on Printify, you may have tried or seen them before, probably from me, but continue you on even if you have tried it.

What this is: Print on Demand, this is how it works.

We are going to get a design instantly (no outsourcing or waiting days for revisions, then wondering if you really have the rights to use the design or did they just copy it) You have 100% rights to resell this.



We are going to put that design on a product, then a company is going to print your design on the product and ship it for you.


What's crazy about this? Remember how passive I want your biz to be right? This does EVERYTHING on Auto.

Customer goes to the site, places order and pays. Printify will get the order on auto, charge your card, print the product, package and ship it to your customer.

INSANE! There is no order filling, no manually filling the customers info, none of that.



FINDING AND ADDING PRODUCTS




### Printify: Print on Demand by [Printify](#)

Create and sell items with your design, we manage fulfillment

★ 4.6 (963 reviews)

[Add app](#)

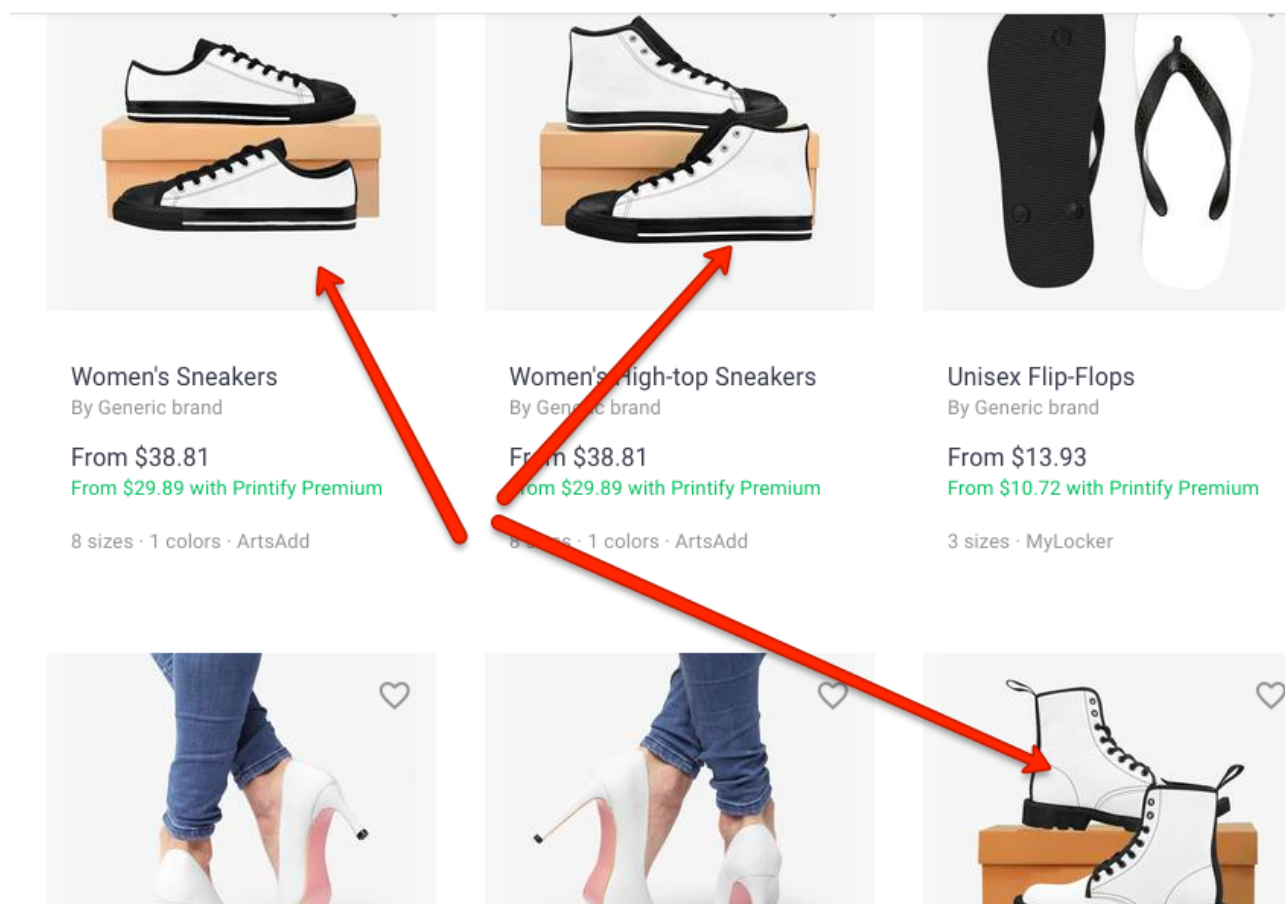
Free plan available



Create Your First Product with Pr... Watch later Share

Install Printify, just get the free version for now, once you have proven sales you can get the premium version and you get a massive discount of their products.

Now with this method, you can choose ANY of the products they have in their line up. We are going to go with Women's



shoes as you will have a very unique item hardly anyone is selling right now. If you didn't want to go with shoes, you can go with T-shirts, Pillows, they also have bracelets that work well too. So this is just an example, the ad setup and everything else will be exactly the same no matter what product you choose ok?



FREE? Yup, with these shoes it is free shipping for you. I would do free shipping or 4.99 shipping in your store. I use free in mine.

| Shipping rates |            |  |                |                     |
|----------------|------------|--|----------------|---------------------|
| Shipping to    | Sizes/Type |  | First Item, \$ | Additional item, \$ |
| United States  | All        |  | 0.00           | 0.00                |
| Canada         | All        |  | 0.00           | 0.00                |
| International  | All        |  | 0.00           | 0.00                |

Click on Start Designing

← Back to product



Women's High-top Sneakers

Printed by ArtsAdd

🇨🇳 CN, Fujian · From \$38.81 · Avg. production 3.09 days

Start designing


Sizes

US 10 , US 11 , US 12 , US 6 , US 7 , US 7.5 , US 8 , US 9

We need a design, remember I was telling you how you will be able to get the rights 100% clear to be able to use design and get them instantly? This is it.

Yes you have to pay but it is insanely cheap, you can filter by designs for \$2-4.

Go to [www.CreativeMarket.com](http://www.CreativeMarket.com)

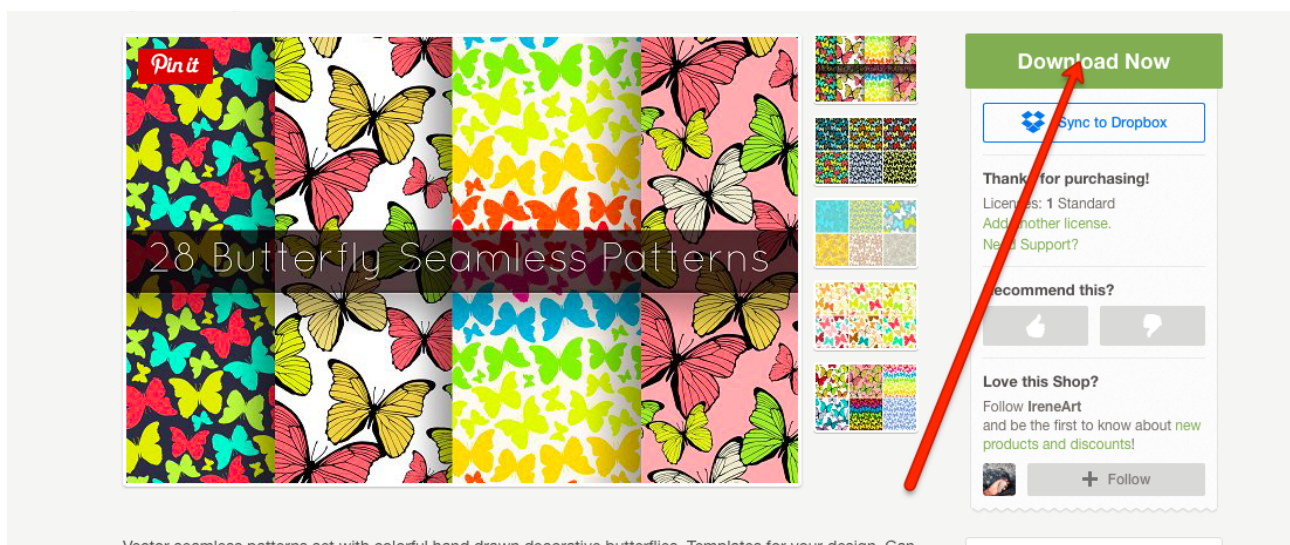


Click on Graphics, then illustrations.



In the search box, you can type ANYTHING. This can be dogs, cats, flowers...in this example we are using butterflies.

Try to find one that has multiple designs in one package, that way you can test many different designs and not have to pay anymore. Pay a couple bucks and download.





←

Cancel

Edit mode

Preview mode

Shoe base color

Black

Shoe size

US 9

Buyer

Selling

Total

\$38.80

8/8

Left shoe outside

Right shoe outside

Left shoe inside

Right shoe inside

Left Shoe

Right Shoe

Layer size

Width (in):

9.1

Height (in):

9.1

Positioning

Left (in):

0.1

Top (in):

-1.1

Scale %

96

Throw your design into the editor.



Line the image up, click on each link to the right and upload the image to each side, top, bottom.



**ZOOM** ROTATE

Left shoe inside

**Right shoe inside** Left Shoe

Right Shoe

|             |                                  |                                   |
|-------------|----------------------------------|-----------------------------------|
| Layer size  | Width (in):                      | Height (in):                      |
|             | <input type="text" value="9.7"/> | <input type="text" value="9.7"/>  |
| Positioning | Left (in):                       | Top (in):                         |
|             | <input type="text" value="0.1"/> | <input type="text" value="-2.1"/> |
| Scale %     | <input type="text" value="10"/>  |                                   |

**Save and continue**

Save and continue.



Look how good these look! We just create a 100% custom shoe people can't find anywhere else online, 100% rights to use it in minutes with mockup.

For the description, you can do similar to what I have here, make sure you add in the size table and tags at the bottom.

Butterfly of Wonder - Women's High-top Sneakers

Description

**B** *I* U

**For those who love Butterflies** | Women's shoes.

Not sold in stores

Fashion sense has no limits! These extremely comfortable high-top canvas sneakers with a high quality print are made to last and to impress - a truly original way to express oneself and inspire new fashion trends on the go.

..: Made of 27.87 oz. Nylon-canvas

..: 6-12 US size

..: 5" calf height

..: Durable rubber outsole

☒ Add size table to description

☒ Imperial ☐ Metric

Tags

women × womens × sneakers × shoes × animal × insect ×

I would add another paragraph or 2 to the box to engage them more.



| Shoes size                         | Costs, \$ | Retail price, \$ |   |   | Profit, \$ | Profit, % |
|------------------------------------|-----------|------------------|---|---|------------|-----------|
| ▼ US 10                            | \$38.80   | 59.99            | — | + | \$21.19    | 35%       |
| ▼ US 11                            | \$38.80   | 59.99            | — | + | \$21.19    | 35%       |
| ▼ US 12                            | \$38.80   | 59.99            | — | + | \$21.19    | 35%       |
| ▼ US 6                             | \$38.80   | 59.99            | — | + | \$21.19    | 35%       |
| ▼ US 7                             | \$38.80   | 59.99            | — | + | \$21.19    | 35%       |
| ▼ US 7.5                           | \$38.80   | 59.99            | — | + | \$21.19    | 35%       |
| ▼ US 8                             | \$38.80   | 59.99            | — | + | \$21.19    | 35%       |
| ▼ US 9                             | \$38.80   | 59.99            | — | + | \$21.19    | 35%       |
| ▼ Set variant specific SKU numbers |           |                  |   |   |            |           |

This shows you the profit margin. Couple things here, I would price them at \$69, once you start to sell some pairs, go to the premium version of Printify so you can get them for \$29 cost...still free shipping, that's massive profit!



Search for Shopify collection

Save changes and publish

Cancel

Save and publish





### Butterfly of Wonder - Women's High-top S...

Printed in China by ArtsAdd  
1 Shoes base color · 8 Shoes size

[See in store](#)

Check the store



Insane, we just created a unique pair of shoes, created a listing with a dropdown box in minutes.



### Butterfly of Color - Women's High-top Sneakers

\$69.99 USD

Size

Quantity

US 9

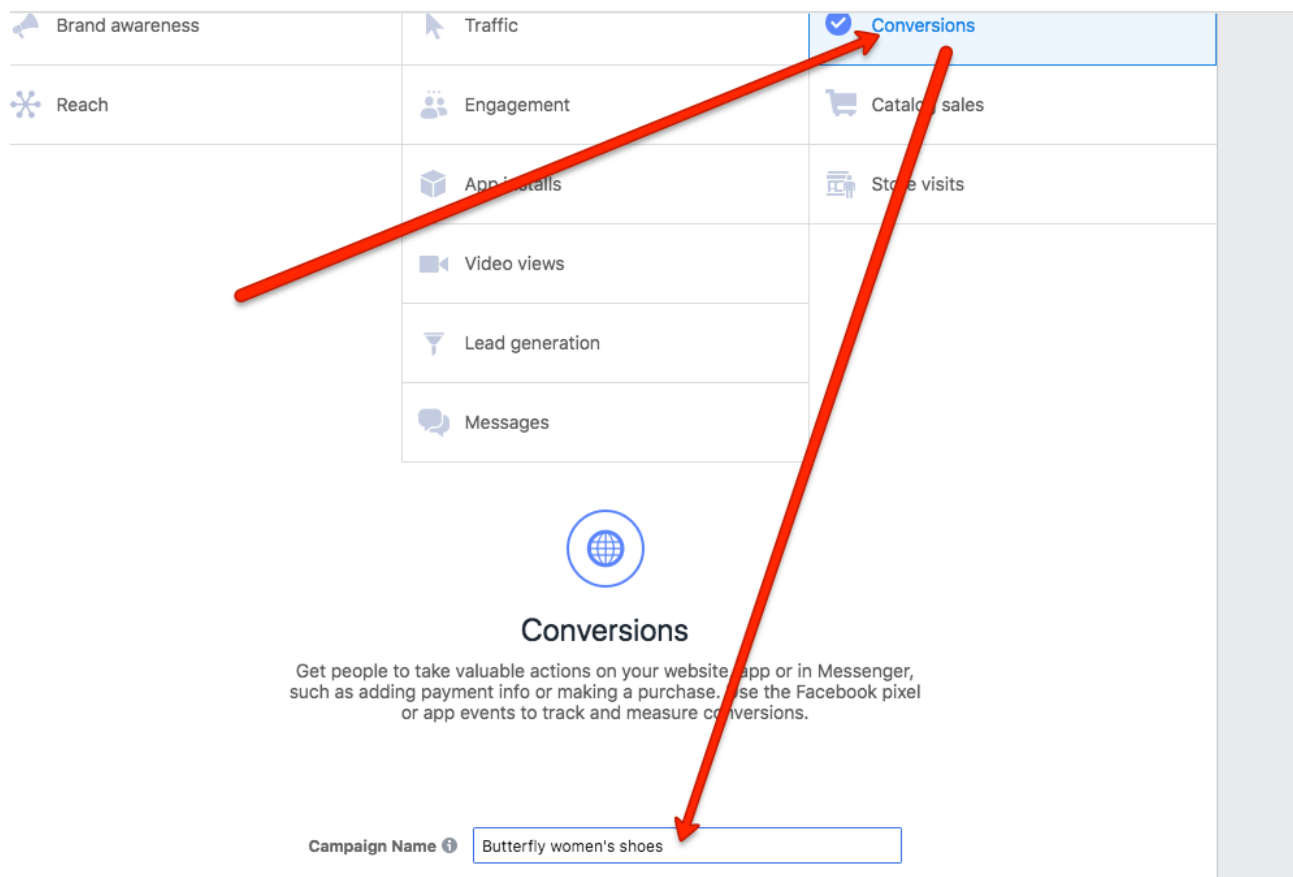


1

ADD TO CART

Advertising time. Facebook ads has the best targeted traffic in the universe, it is very complex to use, but with my method you'll have it down in minutes.

Go to the ads manager, if you don't have one just search "Facebook Ads Manger" online and sign up.



Select Conversions then Name it.



Website

Purchase

×

i

We'll optimize delivery of your ads to get the most of these conversions at the lowest cost.

App

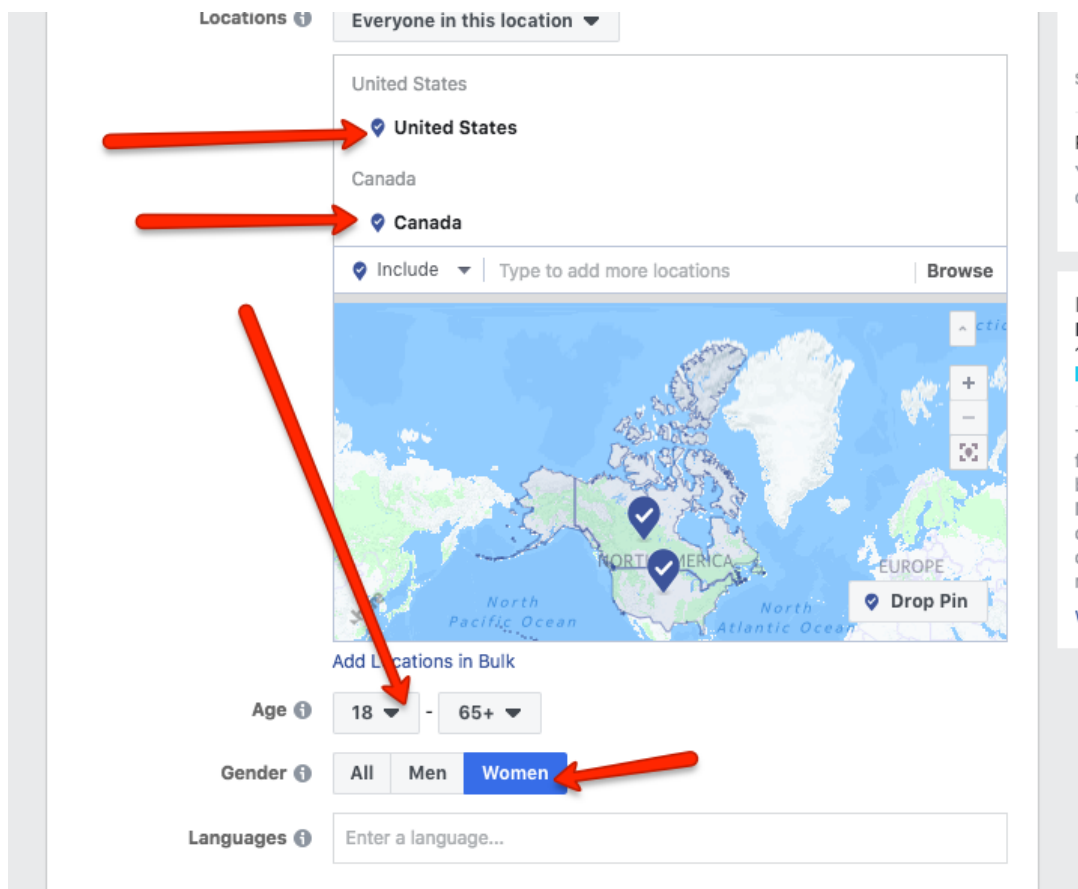
Messenger 

i

WhatsApp 

i


Select Purchase



With the shoes in Printify, it is FREE shipping anywhere in the world, crazy right. Now, if you select some other products in there, most will charge for shipping, still cheap but so you know.

I'm starting with US/CA combined here.

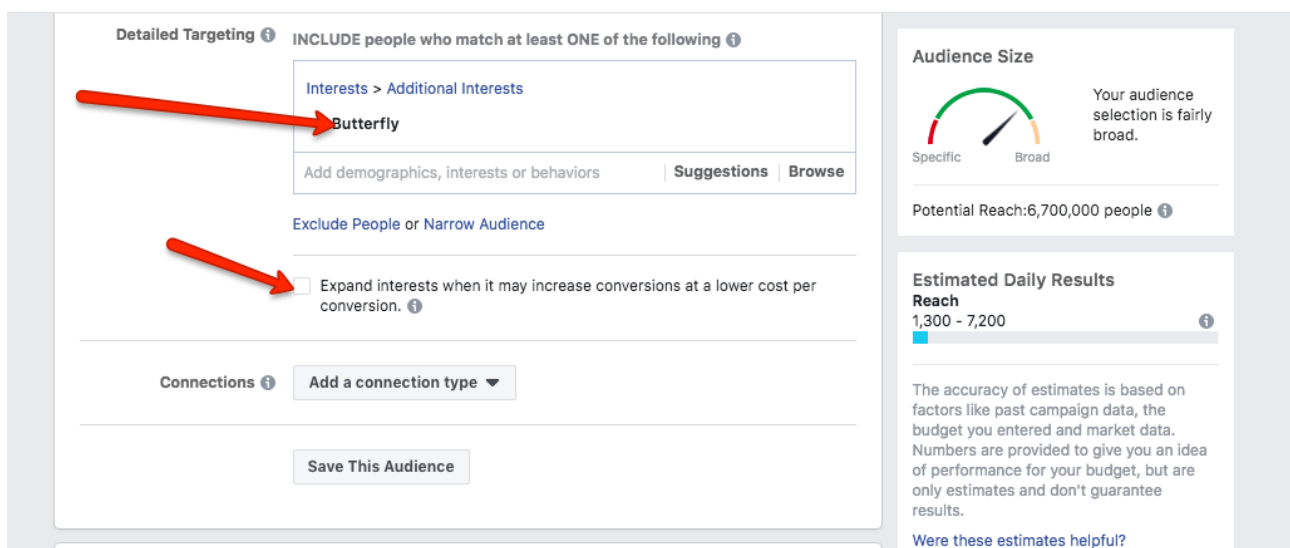
18+ Female.



BONUS TIP, even when you are targeting other countries leave the language BLANK, everyone says to always put English but this MASSIVELY reduces your reach and I still smash it.

Whatever area you chose for your design, I want you to think of the most generic keyword to describe it. I don't care other people tell you do 4 hours of research to find the perfect keyword to target in FB, forget that! This is what I do and it works, 100%

So if you're doing pit bulls, don't select, "i love pit bulls" or "rescue Pit bulls, select Pit bulls!



The screenshot shows the Facebook Ad targeting interface. On the left, under 'Detailed Targeting', there's a section 'INCLUDE people who match at least ONE of the following'. Under 'Interests > Additional Interests', the word 'Butterfly' is selected. A red arrow points to this selection. Below this, there's a section 'Exclude People or Narrow Audience' with a checkbox 'Expand interests when it may increase conversions at a lower cost per conversion.' which is unchecked. Another red arrow points to this checkbox. At the bottom, there's a 'Connections' section with a dropdown 'Add a connection type' and a 'Save This Audience' button. On the right, there's a summary panel. The 'Audience Size' section shows a gauge from 'Specific' to 'Broad' with the needle pointing towards 'Broad', and text stating 'Your audience selection is fairly broad.' Below this, it says 'Potential Reach: 6,700,000 people'. The 'Estimated Daily Results' section shows 'Reach' as '1,300 - 7,200'. At the bottom of the summary panel, there's a disclaimer: 'The accuracy of estimates is based on factors like past campaign data, the budget you entered and market data. Numbers are provided to give you an idea of performance for your budget, but are only estimates and don't guarantee results.' and a link 'Were these estimates helpful?'.

We aren't searching for Butterfly lovers, just butterflies.

Uncheck the expand, I don't care how BIG the audience is, we run with it ok?



Device Types

All Devices (Recommended) ▼

Asset Customization ⓘ

2 / 12 placements that support asset customization

Select All

Platforms

Facebook

Feeds

Instant Articles

In-Stream Videos

Right Column

Suggested Videos

Marketplace

Stories

Instagram

Feed

Stories

Audience Network

Native, Banner and Interstitial

In-Stream Videos

Facebook

View Media Requirement

Target mobile and desk, until we find whats working the best. For now we start with both. ONLY select FB feed and IG feed ok?





The image shows a Facebook Ads campaign setup interface. Two red arrows highlight specific settings: one points to the 'Daily Budget' of '\$15.00' under the 'Budget' section, and the other points to the '1 day click or view' option under the 'Conversion window' section. The interface includes sections for 'Audience Size' (with a gauge showing 'Specific' to 'Broad' and a note 'Your audience selection is fairly broad'), 'Schedule' (with options for continuous or scheduled running), 'Optimization for Ad Delivery' (set to 'Conversions'), 'Bid Strategy' (with 'Lowest cost' selected), and 'Estimated Daily Results' (showing a reach of 1,000 - 3,800). A note at the bottom states 'You'll spend no more than \$105.00 per week.'

**Budget** ⓘ **Daily Budget** ▼ **\$15.00**  
\$15.00 USD  
Actual amount spent daily may vary. ⓘ

**Schedule** ⓘ ☒ Run my ad set continuously starting today  
☐ Set a start and end date  
You'll spend no more than **\$105.00** per week.

**Optimization for Ad Delivery** ⓘ **Conversions** ▼

**Conversion window** ⓘ **1 day click or view**

**Bid Strategy** ⓘ ☒ **Lowest cost** - Get the most purchases for your budget  
☐ Set a bid cap  
☐ **Target cost** - Maintain a stable average cost per purchase as you raise budget

**When You Get Charged** ⓘ Impression

**Audience Size**  
Your audience selection is fairly broad.  
Specific Broad  
Potential Reach: 6,700,000 people ⓘ

**Estimated Daily Results**  
**Reach**  
1,000 - 3,800  
The accuracy of estimates is based on factors like past campaign data, the budget you entered and market data. Numbers are provided to give you an idea of performance for your budget, but are only estimates and don't guarantee results.  
[Were these estimates helpful?](#)

Even if you don't use my print on demand method, I'm telling you right now, just this simple way I set up the ads and do targeting and work on anything you are promoting and the course is worth just this alone.

\$15 a day, NOT 5 ok? It's the magic number now.

1 day click/view

For testing:

Run to around \$30. Do 3 ads. You can run them all at once or separate. You can simply just duplicate your ads and run them all at once if you want, \$15 a piece for 2 days.



So to test this product we are going to spend around \$90.

90 are you insane?


Are you? What if this product hits \$50k a month, then you wouldn't be yelling at me and being cheap on ads lol.

Seriously now, most stores you see doing 100k+ a month, it is 1 single product doing that. Find your winner and you'll become your own Online Beast.

Again you can simply do \$15 a day with one ad to start.




or yes




### Single Image

Create up to 6 ads with one image each at no extra charge




### Single Video

Create an ad with one video or turn images into a video



### Slideshow

Create a looping video ad with up to 10 images



### Collection

Feature a collection of items that open in a fullscreen mobile experience. [Learn more](#)


☐ **Add an Instant Experience**

Include a mobile landing page that opens instantly when someone interacts with your ad. Use an Instant Experience to grow your business, introduce your product or brand, drive product sales, or encourage people to visit your website or app and track activity with a Facebook pixel. [Learn more.](#)

ads at once by uploading multiple images. [Learn more.](#)

Free Stock Images

Ad 1




untitled

1024 x 1024

Crop Image

Change Image

×



**Recommended Image Specs**

- Recommended image size:  
**1,080 x 1,080 pixels**
- Image ratio: **1:1**
- To maximize ad delivery, use an image that contains **little or no overlaid text**. [Learn more.](#)

On your website, save the product image and drop it into here.

Text

For Butterfly Lovers...  
Get these one of kind women's Butterfly shoes today  
not sold in stores.  
Click SHOP NOW to get yours.

Website URL ⓘ

butterflies.com/shoes

Build a URL Parameter


Headline ⓘ

Butterfly Shoes - Women's

Call To Action ⓘ


Shop Now ▼

For Butterfly Lovers...  
Get these one of kind women's Butterfly shoes  
today not sold in stores.  
Click SHOP NOW to get yours.



Copy the url from your product and paste it here, make sure to add SHOP now, your headline and text.

I DO NOT put in a url in the text, no bitly or anything and I still get massive CTR, I think FB favors this. The shop now is good enough, just tell people to click it and they will. The Bitly url looks spammy anyway, keep it clean FB will like it.



Click confirm and your ad will be live shortly and you will start getting traffic and hopefully sales.



Do you want to know the BIGGEST factor in all of this.  
TESTING.

100%

You have NO idea, nor do I, what product design will be a winner. I can tell you this, stick with one type of product, shirt, shoes, whatever it is, then just change the design it, keeps it simple.

KEEP testing, I don't care if you have to do 40 designs til you find the winner, you WILL find one. Then everything will be set up on auto for you.

Sales come in, shoes get shipped out. That's it.


DO NOT do your own targeting method you think that works better. If it's proven and you have success then have at it. Until then you MUST do what I have laid out for you step by step ok?



**So how to get this down where you only have to work 1 hour per week?**

I've put together a course that shows you exactly how to hire someone for your store, where to get them from how to have them set everything up for you, how to track their time, what they are doing etc with 100% ease.

**You can get the [outsource guide here](#). Really it's a must to outsource, it's the only way I can travel and do what I want while someone else runs everything for me.**



If you wanted more help on how exactly to set up your entire store from start to finish, how to set international pricing, how to add upsells, tracking etc I have a blueprint I wrote for you also to help out.

This is an exact set up you can copy and do yourself or give to a virtual assistant for you...it's an exact copy of my own Shopify store that did over \$10,000 the very first month I opened it. I'm showing how to set up Facebook ads that are

**WAIT, Get a BluePrint of my 10k Per Month Dropshipping Store**

**E-com Blueprint**

**Copy My Entire Setup and Be On Your Way to 10K**

getting me 1,000% ROI, how exactly to set up your store from start to finish, so this is a great addition to the free traffic methods I have shown here.

[Get the blueprint here](#)





## **Final thoughts...**

Test and test like mad, you can try different product types if you want, again the jewelry and pillow work super well too if you aren't a shoe fan. But, the shoes are super unique and you wont see many people doing this method.

You have the quick instant designs and proven ad method to bang these out like mad so have at it.

Surf more, market less.

Any problems or questions about this course email support here: [work1hourhelp@gmail.com](mailto:work1hourhelp@gmail.com)