

**How I got
\$97 /Day
From a
100%
Passive
Template**



Passive Template Tower



Income and Earnings Disclaimer

You and you alone, are solely responsible for any income you make or fail to make. This eBook makes no promises of realized

income. You recognize and agree that the author and publisher have made no implications, warranties, promises, suggestions, projections, representations or guarantees whatsoever to you about future prospects or earnings, or that you will earn any money, with respect to your purchase and/or possession of this eBook, and that the author and publisher have not authorized any such projections, promises or representations by others. Any earnings or income statements, or any earnings or income examples, are only for illustration and informational purposes; they are not estimates of what you could

earn. There is no assurance you will do as

well as stated in any examples. If you rely upon any figures provided herein, you must accept the entire risk of not doing as well as the information provided. There is no assurance that any prior successes or past results as to earnings or income will apply in your situation, nor can any prior successes be used, as an indication of

your future success or results from any of the information, content, or strategies contained herein this eBook. Any and all claims or representations as to

income or earnings are not to be considered as “average earnings.”
Affiliate Disclaimer Per the Federal Trade Commission’s recent policy update that requests we be transparent


about any and all affiliate relations we may have in this eBook, you, the visitor or customer, should assume that any and all links in this eBook are affiliate links. If you utilize these links and visit the resulting site, a cookie may be set in your web browser that will cause us to receive compensation if you make a purchase.

Your Usage Rights

You do NOT have any resell / reprint / distribution rights to this guide.

Any problems or questions about this course email support here:

work1hourhelp@gmail.com



Hey it's Lyfe,
Thanks for getting the course,
little about me, I'm from
America, I travel around the
world full time, exploring,

surfing, just living life! Yup I said full time, I travel all year long and have for many years now.

How can I do this? By setting up very, very passive systems online that I do not have to monitor and check every 5 minutes. I came online so I could be free in life, so I live life full time, then my passive systems sustain this lifestyle for me.

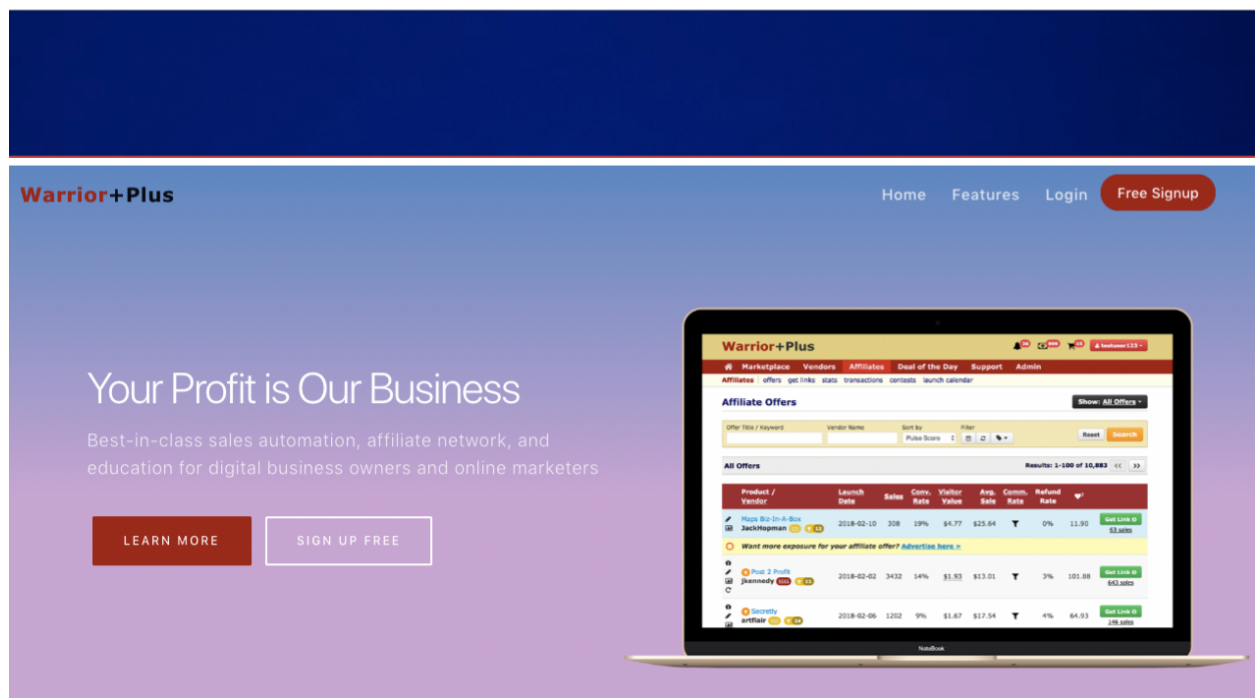
So what I have here is one of those passive systems. This takes zero

investment to do and minutes to set up each one, and yes, it works.

I have made this guide very simple, step by step screenshots so you can follow along exactly and get going within minutes, so have at it!

First thing we need is a product to promote...easy stuff...

We are going to **warriorplus.com**, click signup and register all your info. This is a



place where we can find quality products to promote, then everytime we make a sale, we get paid for it. All

© 2006 The Authors
Journal compilation © 2006 Blackwell Publishing Ltd

Once registered click on
Affiliates at the top, then
offers, here we are going to
find products to promote.
These are products about how
to make money online. You see
my ID at the top, Lyfe Lyte.



122.86 [Request](#)

61.71 [Request](#)

48.80 [Get Link](#)

45.04 [Get Link](#)

43.89 [Request](#)


36.85 [Get Link](#)
10 sales

34.07 [Request](#)

We are going to find products that have a high “heart” rating, these are products

that are selling fast and popular. Go for products with a heart of 20+

The visitor value is how much it is making per person that you send. Take a

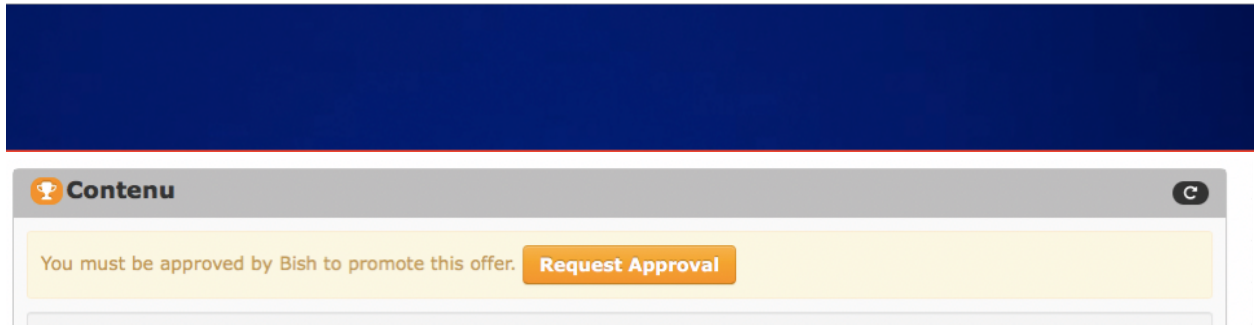


<u>Conv. Rate</u>	<u>Visitor Value</u>	<u>Avg. Sale</u>	<u>C</u>
advertise here >>			
20%	\$5.51	\$28.20	
27%	\$5.20	\$19.19	
17%	\$6.25	\$37.63	
7%	\$1.89	\$26.58	
14%	\$3.64	\$25.78	

look at that top one. \$5.51!
Imagine that, you send 100
people you are making

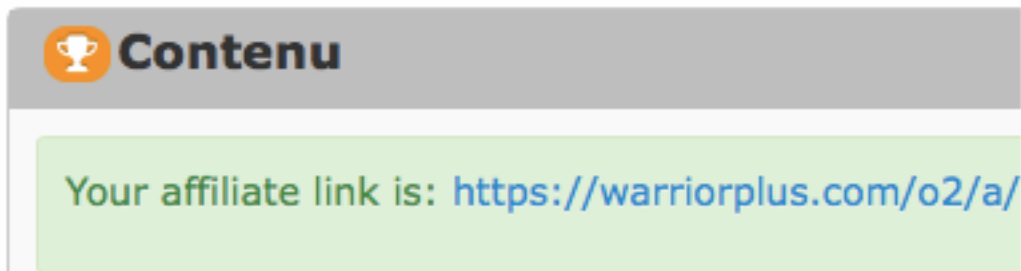
\$500...100% passive...liking this so far.

Conversion rate is when you send say 100 people to the offer, X% convert, so the top one has 20% of the people converting, massive.



Find one then click REQUEST in blue, then on the next page you see request offer, click that.

Affiliate Offer Details



Once your approved, refresh the page you'll see a link, copy this we are going to use it later to get sales.

Next we want to go to the actual sales page of the product, so click on the link you saved...this is where people will land. We are going to want to take around 20

images from this page, we will do this by screen capture:

Computer: Command+Shift+4

On tablet or phone: just hold your side buttons to capture

Here's some example shots from the page you bought my course from:



You'll be as Happy as a Dog with it's Head out of the Window once you see how EASY this is



Sometimes you feel like a beat up monster

**"Don't worry, I know
it's **hard trying to
make money online,**
this course will
get you with
**something
that finally
works"****



**"I Discovered a Method that you **Set
up ONE TIME,** and it will run forever
Untouched"**

\$100 A day 100% PASSIVE?

**Set It up Once, earn \$100 a day, then
never look at it again in your life.**

Next we are going to take all of the 20 screenshots and put them into a slideshow video.

We need something to create the slideshows in. These are free:

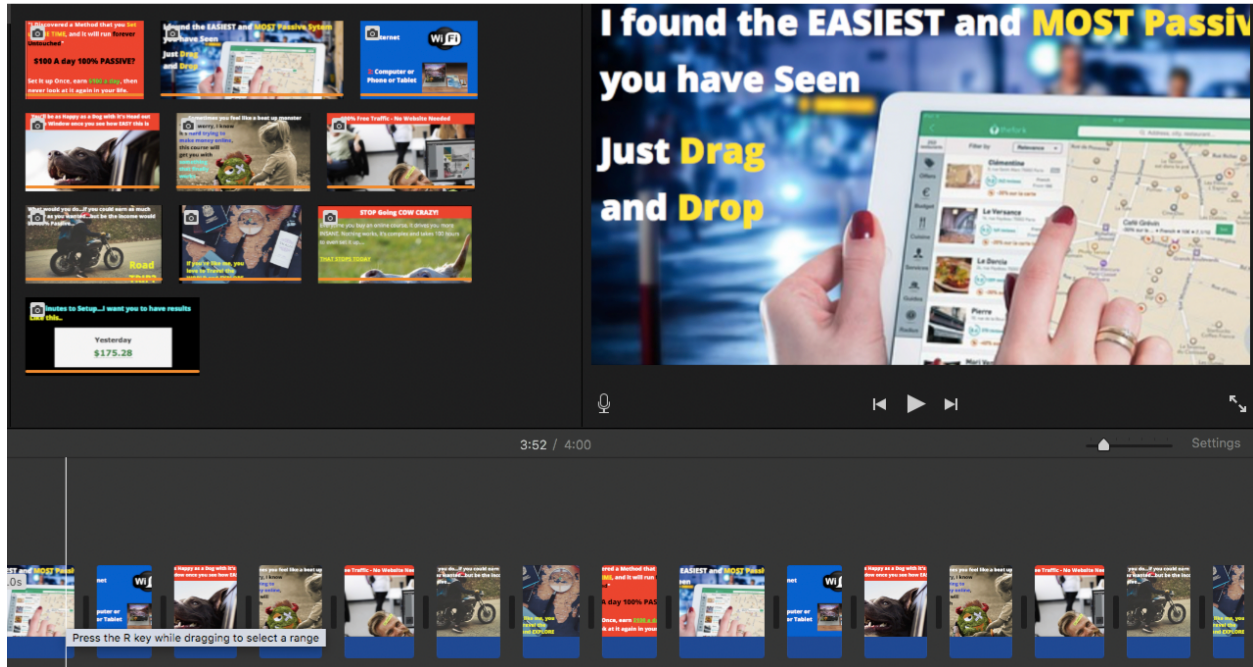
Mac: iMovie

Windows: Windows Movie
Maker Tablet/Phone Apps:

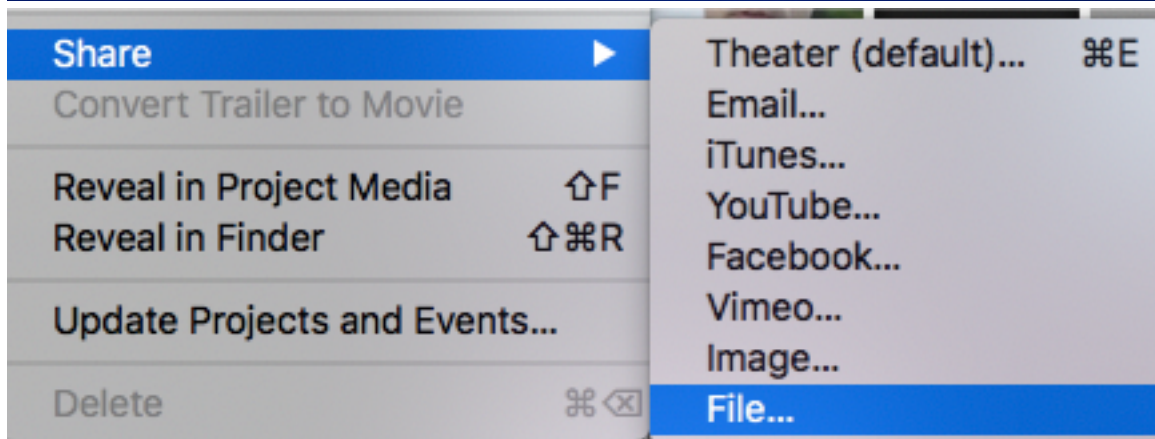


Create a new project, then drag and drop your 20 screenshots into here.

Make your movie 3-5 minutes long, you can simple select all your pics, then just copy and paste them for

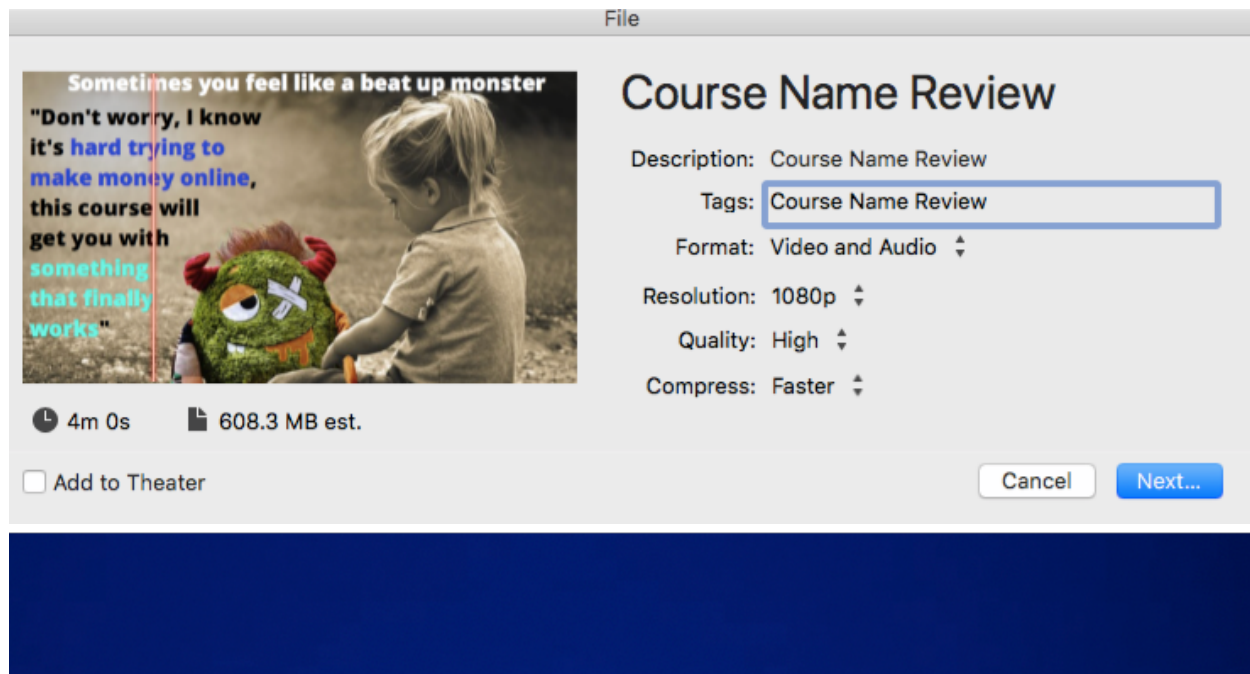


duplicates to make it longer.

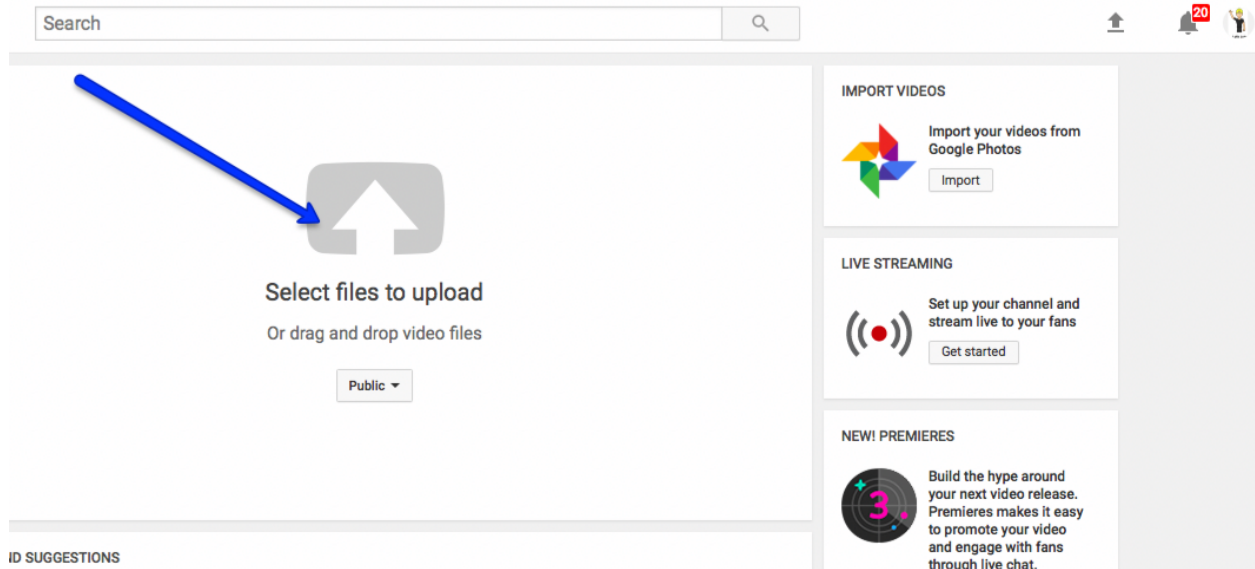


Next click File, then share then file

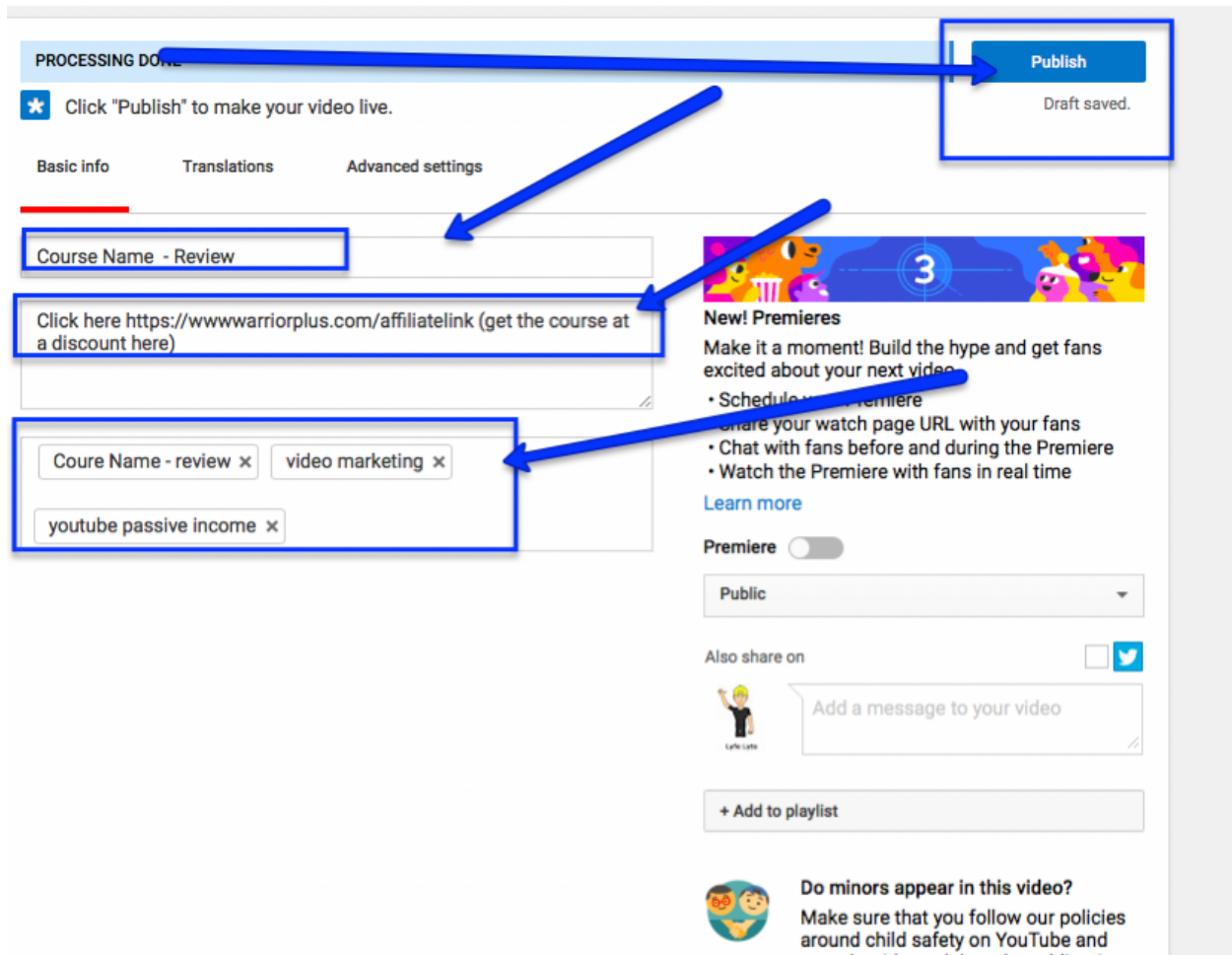
Name the file name the course name, followed by “review” use my settings here, click next.



We are off to Youtube next,
You can keep all the videos
that you make here under one
account.



Drop the movie into here you created



Set up all the settings here
EXACTLY how I have it

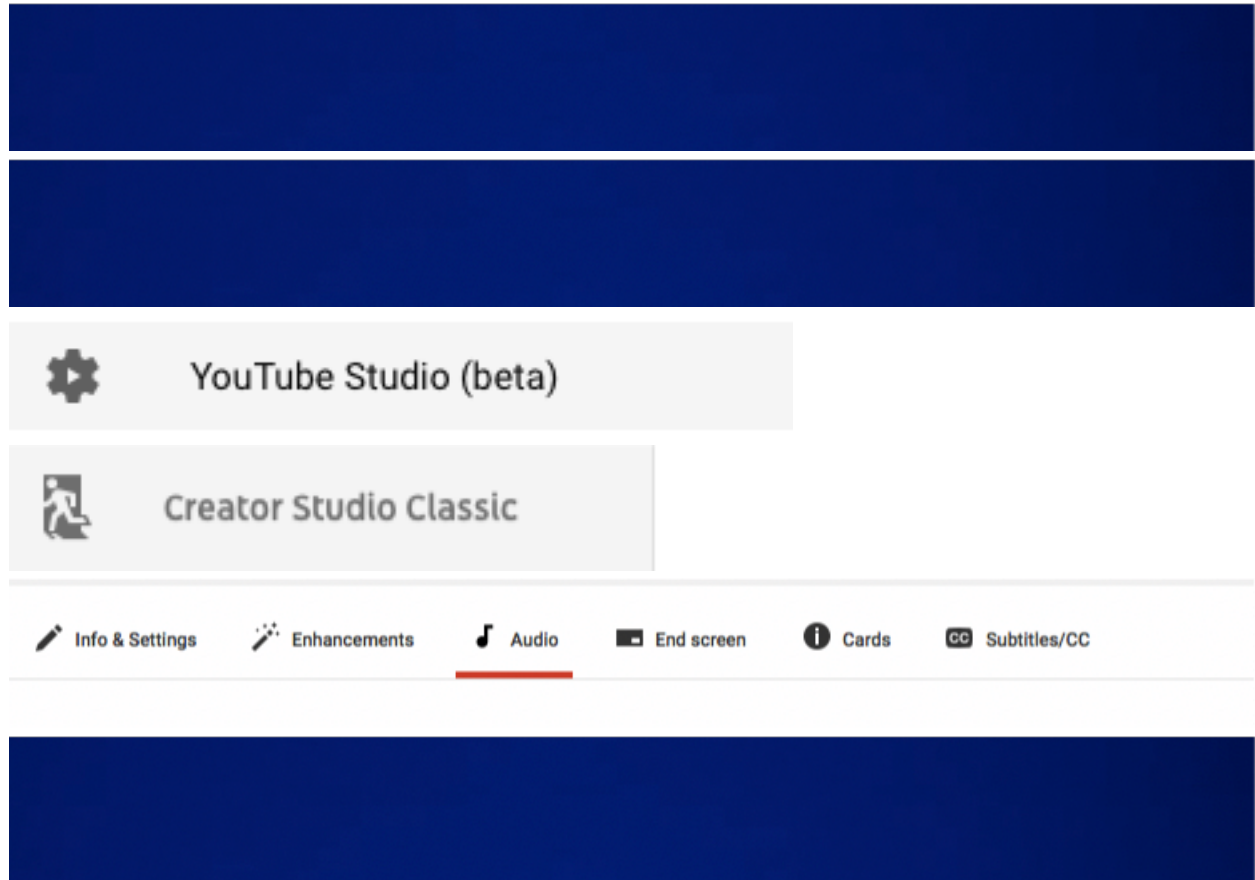
Click Here (affiliate link) get the course at a discount here.
Use 3 keywords only

next, 1 will be the course name. Click Publish.

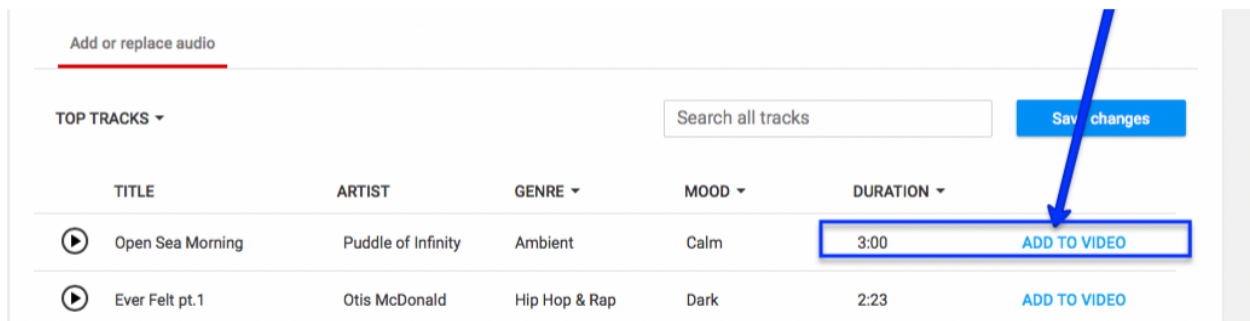
Next we are going to use Youtube's free music, don't use your own! We want copyright free most so your video stays up.

Hover over your profile then click on Youtube Studio

Creator studio Classic Then Audio



Find a song matching the length of your video or close to it, click add to video then save changes.



That's it! I KNOW you are like, "Hold on now, it's not this is, nothing ever is online."

That's because you have been buying from all the wrong people, those who think you have to set up an empire and learn to code when all you want is enough passive income to replace your job now. These videos will be up

for YEARS getting traffic and sale.

The question now is, if one video could make you 100 a day, how many of them would you set up? Myself,

setup TONS of them, more chances to make more money, 100% passive.

Here's an easy way to get tons of videos up VERY QUICKLY...hire someone to upload them for you.

I have a guide for you also
showing exactly how to an
hire someone and get

them going today [CLICK
HERE TO SEE IT](#)

60 Minutes to Freedom How to Outsource

**"Once I Started Outsourcing, The First
Year I did over \$250,000"**

Extra Income Method! See
how I did over\$10k in my very
first Shopify store in my first
30 days trying this method No
ONE is showing you



**WAIT, Get a BluePrint of my 10k Per
Month Dropshipping Store**

E-com Blueprint

Copy My Entire Setup and Be On Your Way to 10K

[Check it out here](#)

Any problems or
questions about this

course email support
here:

work1hourhelp@gmail.com

..go surf :) Lyfe

