

Point and Click Profit Machine

Point + Click = PROFITS

"The Easiest Course on the PLANET"



Any problems or questions about this course email
support here: work1hourhelp@gmail.com



Any problems or questions about this course email support here: work1hourhelp@gmail.com

Income and Earnings Disclaimer


You and you alone, are solely responsible for any income you make or fail to make. This eBook makes no promises of realized income. You recognize and agree that the author and publisher have made no implications, warranties, promises, suggestions, projections, representations or guarantees whatsoever to you about future prospects or earnings, or that you will earn any money, with respect to your purchase and/or possession of this eBook, and that the author and publisher have not authorized any such projections, promises or representations by others. Any earnings or income statements, or any earnings or income examples, are only for illustration and informational purposes; they are not estimates of what you could earn. There is no assurance you will do as well as stated in any examples. If you rely upon any figures provided herein, you must accept the entire risk of not doing as well as the information provided. There is no assurance that any prior successes or past results as to earnings or income will apply in your situation, nor can any prior successes be used, as an indication of

Your future success or results from any of the information, content, or strategies contained herein this eBook. Any and all claims or representations as to income or earnings are not to be considered as "average earnings." Affiliate Disclaimer Per the Federal Trade Commission's recent policy update that requests we be transparent

about any and all affiliate relations we may have in this eBook, you, the visitor or customer, should assume that any and all links in this eBook are affiliate links. If you utilize these links and visit the resulting site, a cookie may be set in your web browser that will cause us to receive compensation if you make a purchase.

Your Usage Rights

You do NOT have any resell / reprint / distribution rights to this guide.



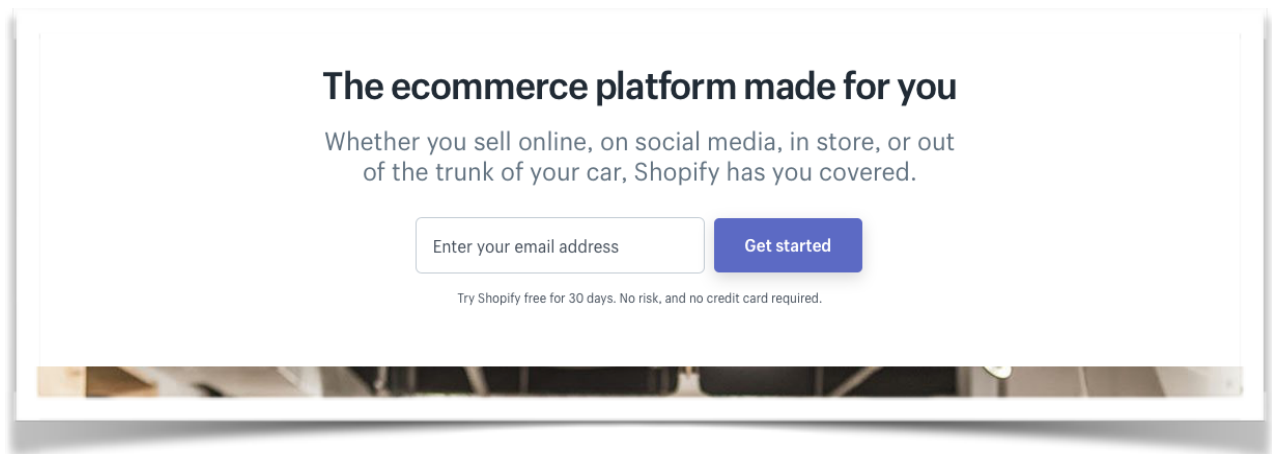
Any problems or questions about this course email
support here: work1hourhelp@gmail.com

Introduction:

Welcome to “Point and Click Profit Machine”

I’m a full time surfer, explorer and traveler, I am NOT an internet marketer. I simply create streams of revenue online that take me 1-5 hours a week to maintain...so I can do what I love in life...here’s one I wanted to share with you.


Ready for one of THE EASIEST courses you have ever laid eyes upon? When I say point and click to profits, that is exactly what is going to happen here. Let’s go.

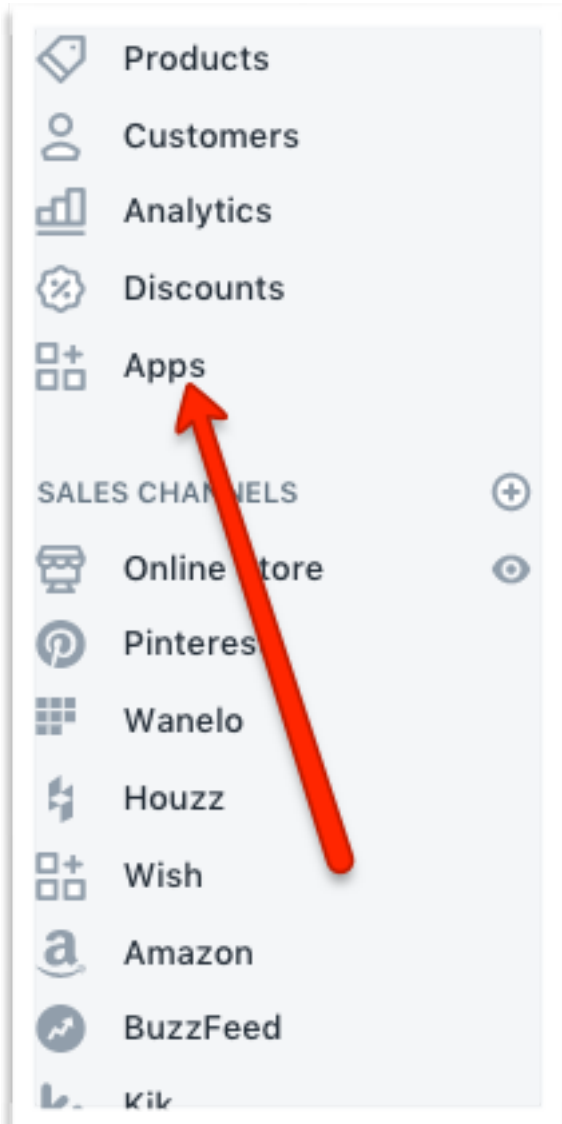


The way we are going to set up this massively effective and simple point and click method is with Shopify only. We are going to list products in an online E-commerce store that you will own 100%, drive free traffic to it, and get sales. To do this method you HAVE to have Shopify [Click here to Sign up first, \(free for first 14 days\)](#)

[REDACTED]


You may have tried E-commerce or Shopify, Amazon, Ebay before etc...but you have NOT done it with the way I'm going to show you. I'm going to show you how I get sales, let you copy the proven products that I sell and copy my free traffic method that gets sales...Speaking of sales, I just got one for \$25, for 100% free traffic... nice right? Copy me, this works.



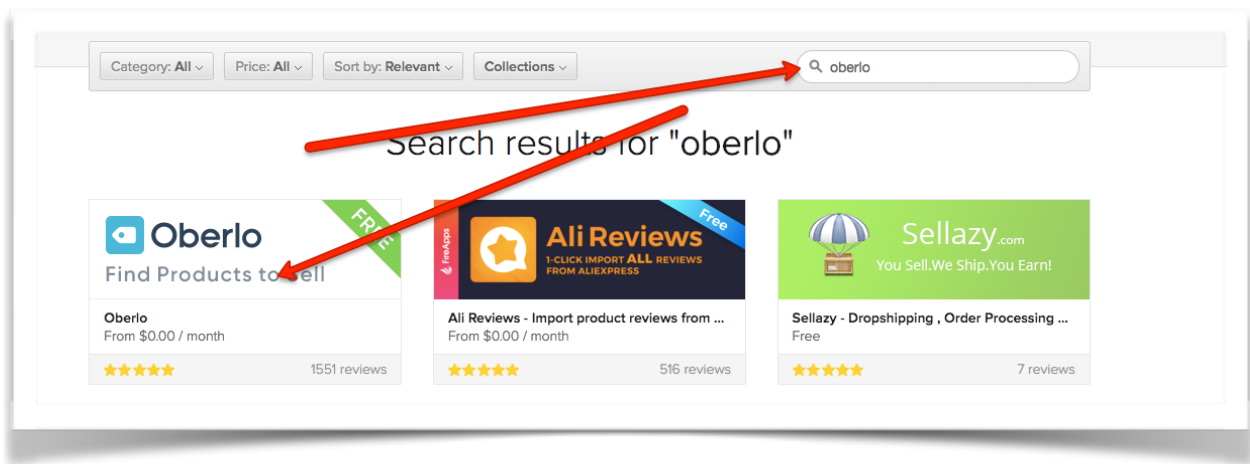


Once set up in Shopify, Name your store something generic, such as, "World of deals.com," set your shipping at \$5.99, then set up how you will get payments.

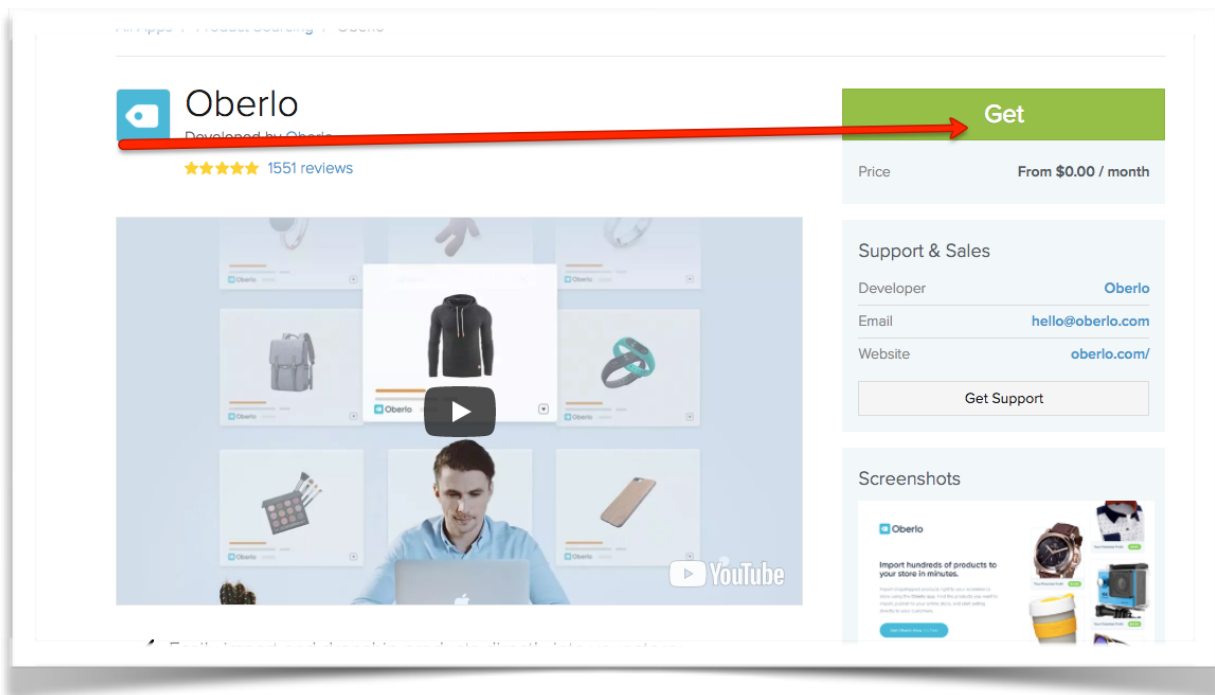
Once you do that, click on Apps.



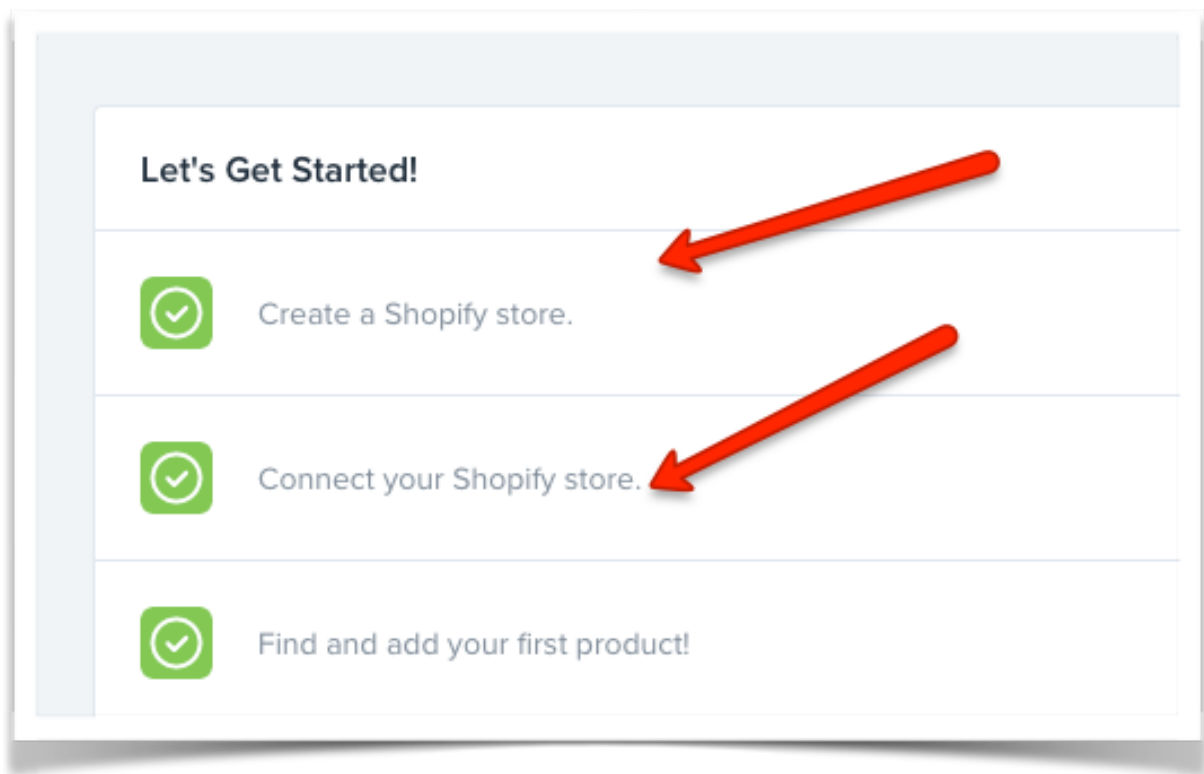
Click Visit App Store



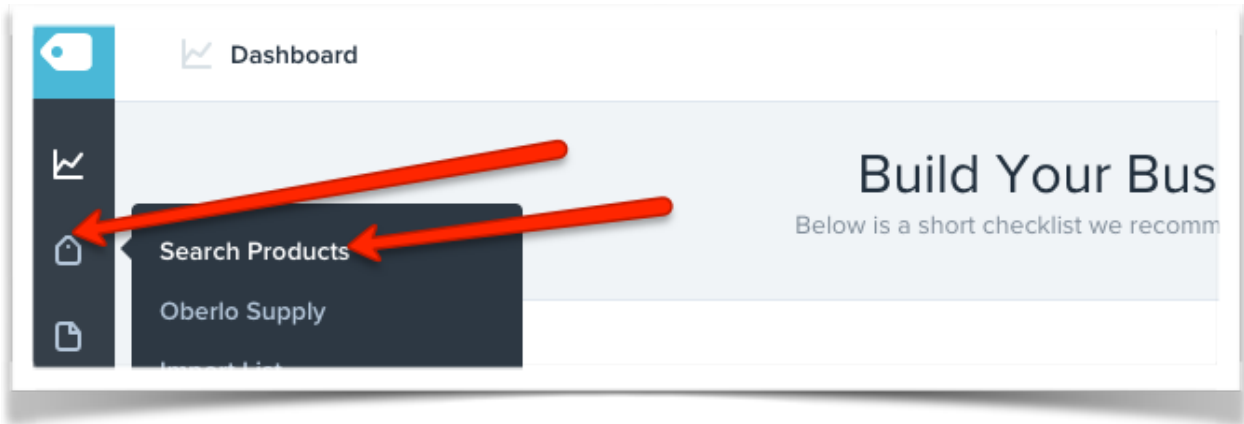
Search for Oberlo, you may have see me or done this before but keep following. Click it.



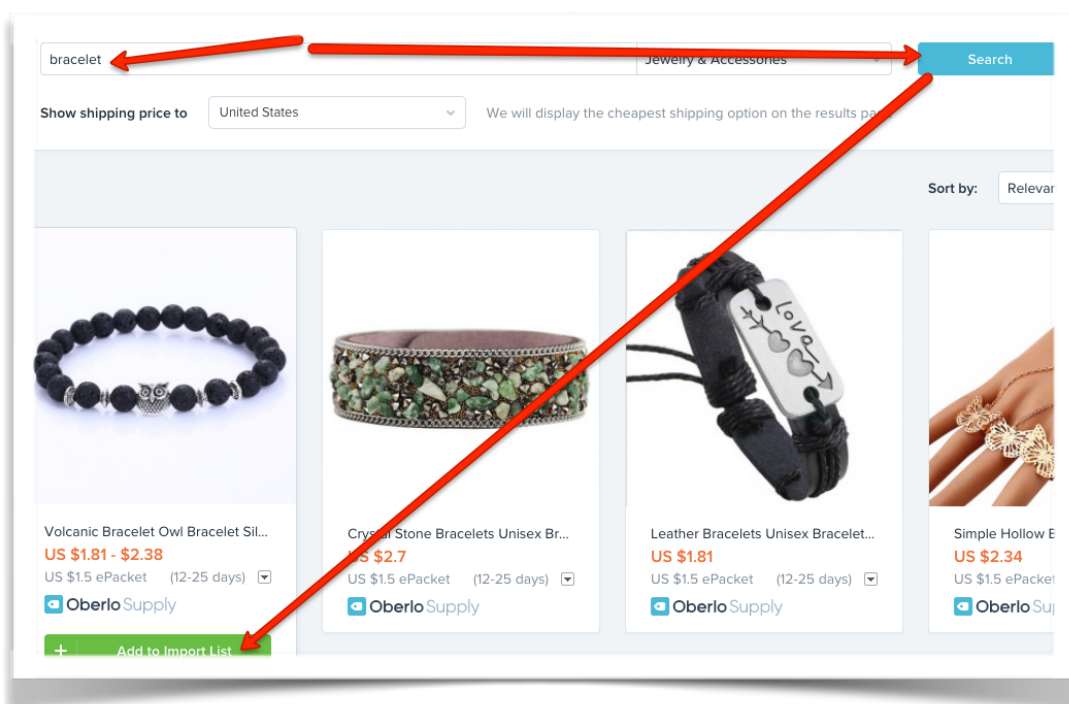
Click Get, follow simple steps to install, point and click!



Connect your store.



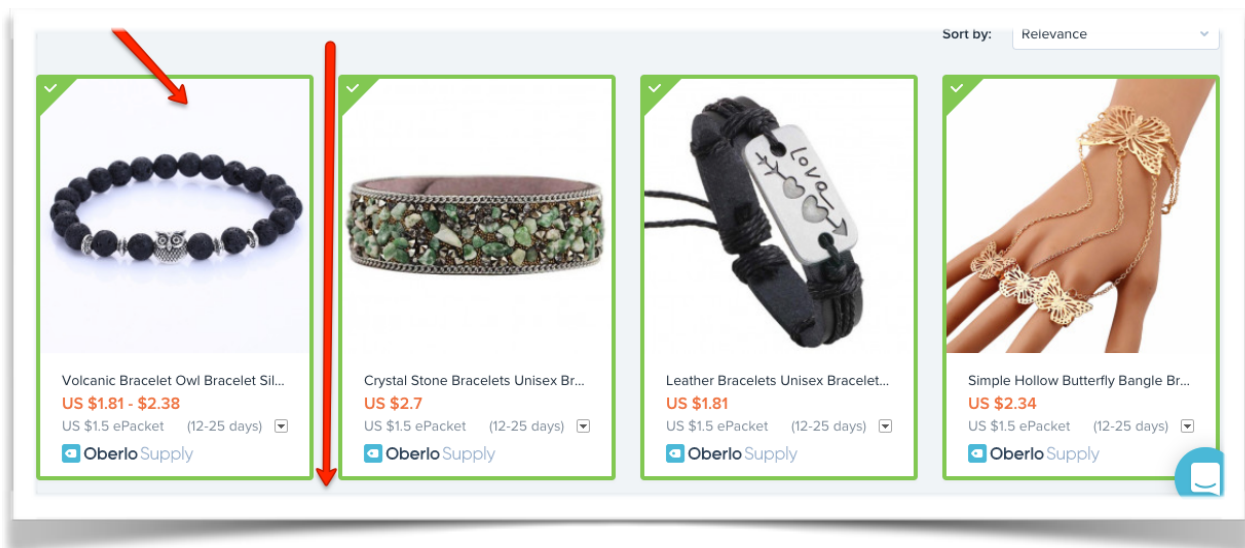
Click Search Products.



We are going to be adding nothing but BRACELETS to your store. I am telling you right now, bracelets are one of my BIGGEST sellers...and have been for a long time now. People are always asking me, “I have my store ready, I have the traffic, I have NO idea what to sell”. That is probably the #1 question I get. So I am giving you know what sells inanelly well.

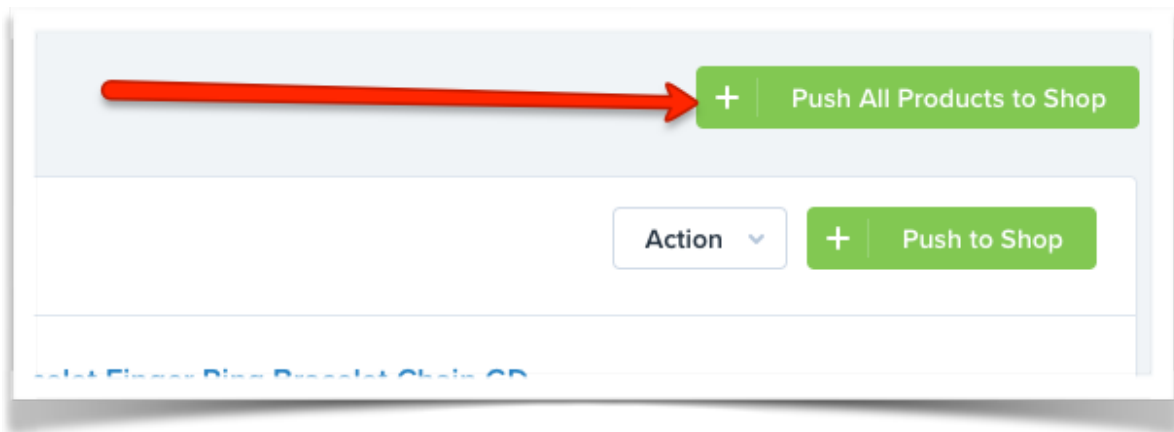
It Doesn't matter what kind of bracelets you sell, don't get picky and take forever this is how I want you to do this. I want you to add 50-100 bracelets right now by clicking add to import list. DO NOT taking 50 years to find the perfect

bracelet, we are dealing with FREE traffic, it costs you NOTHING to add products to your store, you simple click on bracelets very quickly to add to your store. Go thru and add 50-100 of them right now ok?

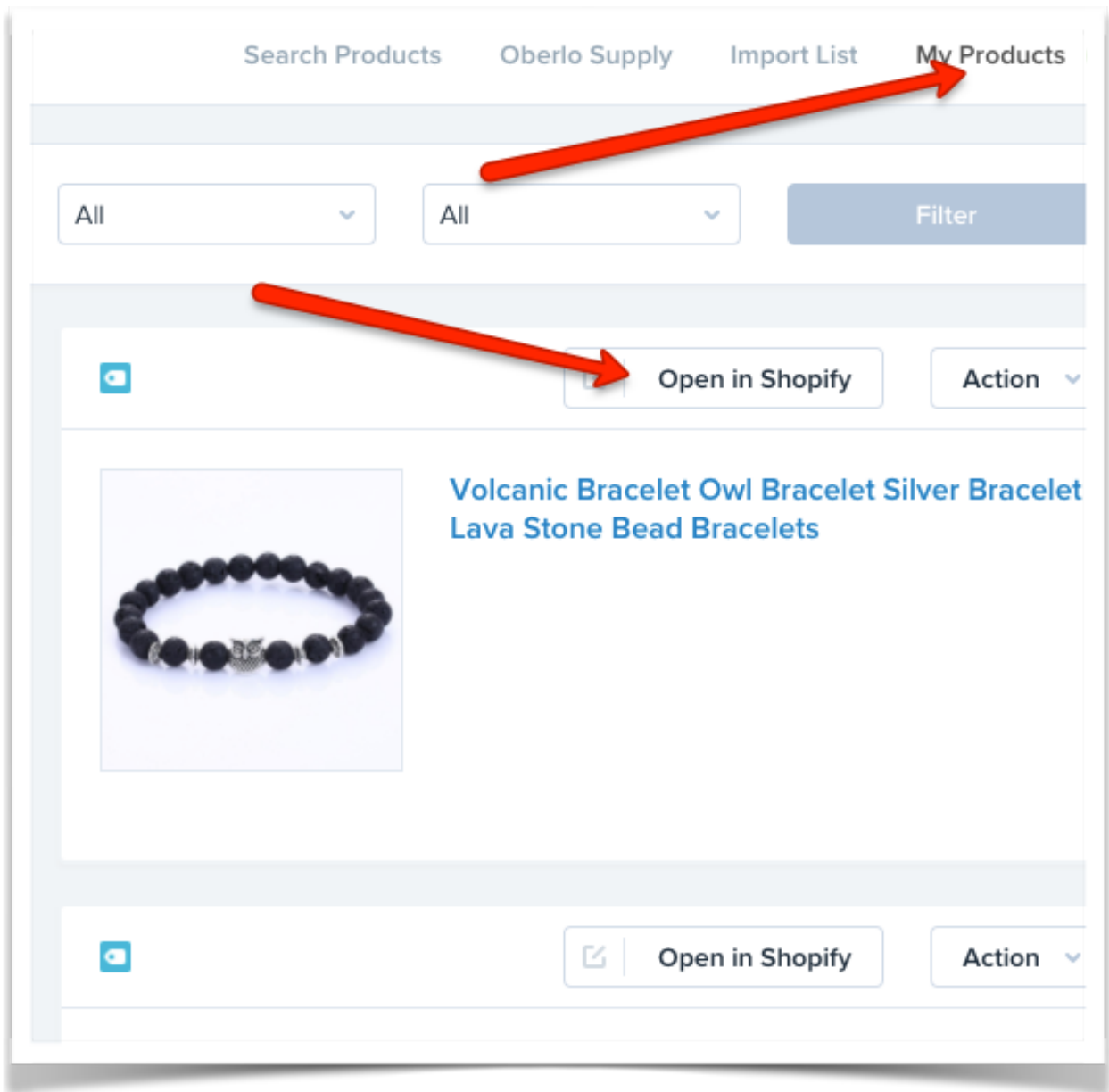




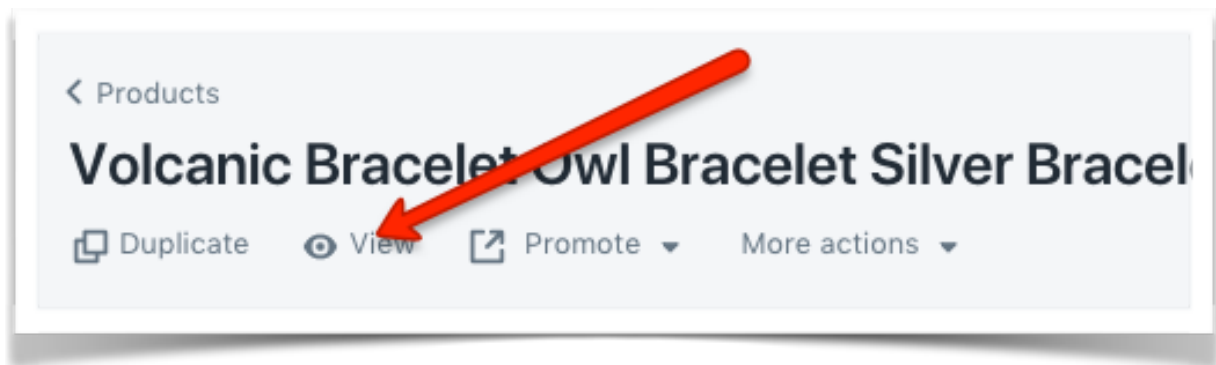
After you do this, click on Import List.



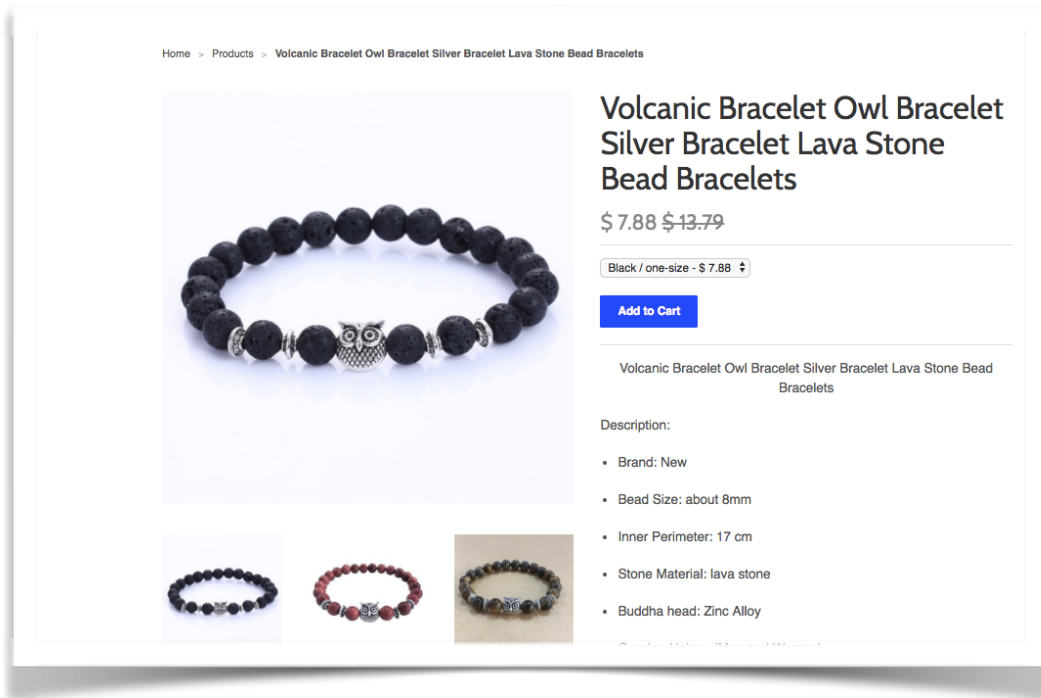
Click Push All Products. This will make pages in your store for you of all the bracelets you have selected.



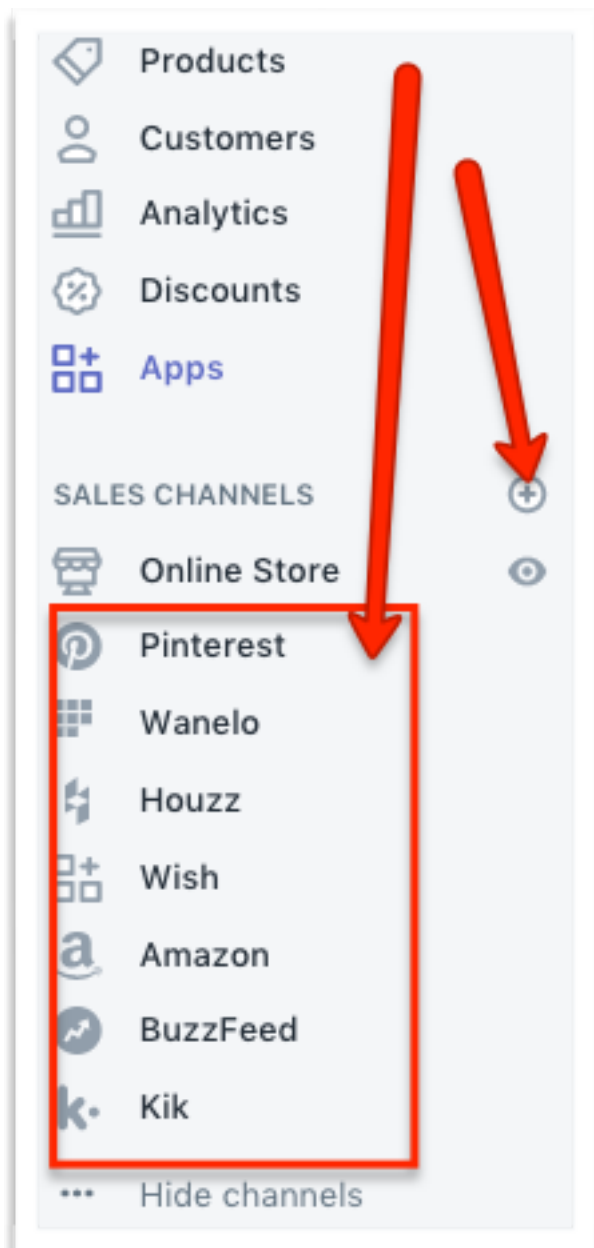
After that if you want to see what the pages look like click on My Products, then Open in Shopify.



Click View.



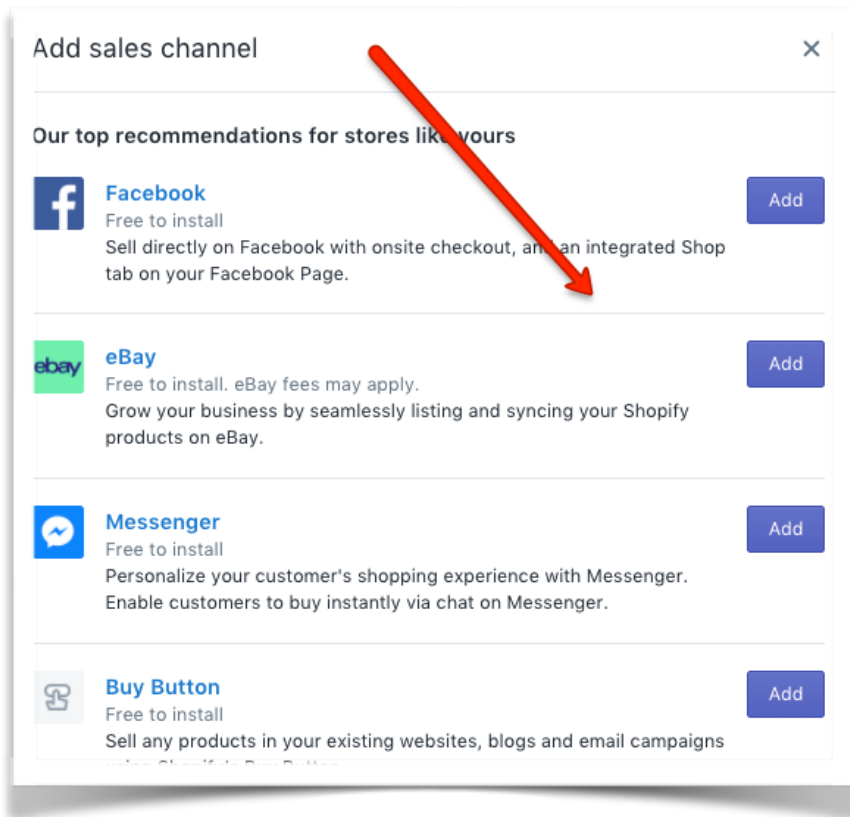
You see in a matter of minutes we found bracelets we want to sell, listed the product with images, pricing, variants, everything, ready for you to get sales. Point and Click!



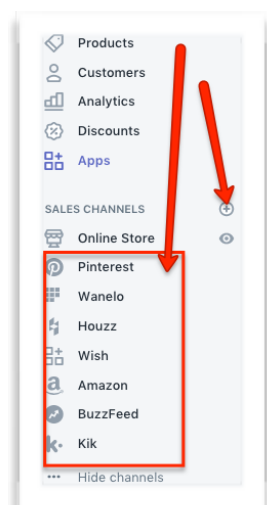
Next we need to get traffic to your products. Lucky for you I have a MASSIVELY effective method to get free traffic, and YES this gets sales, by doing ZERO, I mean NOTHING after you set it up one time, it's free traffic for Life.

I want you to go in and add every one of these sales

channels in your Shopify Store, all of them, (if one isn't available to your country just go to the next).



I have already the sales channels, so they wont show up on this screen for me, but all the ones I have listed above will be available for you. I want you to take the next 30 minutes and set **EVERY SINGLE ONE OF THOSE UP.**





You are going to add

Pinterest: 100% free traffic, adds a buy button below the images that link to your store to get sales.

Wanelo: Shopping App with millions of users, list for free, just pay a small percentage of the sale ONLY when a sale is made.


Houzz: Massive Shopping WebSite, I've got lots of sales from them.

Wish: Shopping App with MILLIONS of users, no fee until sale is made, list for free.

Amazon: We all know them :)

Buzzfeed: Online News type website with hundreds of millions of viewers monthly. You get to list your products for free on their site, no charge until a sale is made, you set %.

Kik: Messaging App with millions of users, advertise for free, only pay a small fee when a sale is made.



I want you to go thru and add all of them...this is what is going to happen now and how you will make money, all because of point and click.

1. **Sign up for Shopify**, set up your store with shipping, store name and payment.
2. **Get the Oberlo app**: Add 50-100 bracelets
3. **Add the Sales Channels**
4. **Get Sales**
5. **Go thru Oberlo point and click** the customers info. The supplier will then send the product directly to your customer. You are simply the middle man and keep the profit. Example; Let's say you list a bracelet in your store for \$20, it costs you \$3 to send it to your customer with shipping, you then make \$17, from free traffic.




Still don't get it?

No problem...

Have you ever seen those people that go shopping for your groceries? I want you to think of it like this. Someone pays you to go shopping for them, you go online find someone who is selling the item, you then send it directly to them. They pay you a premium for doing this for them.

100% serious, that's ALL this is. But the good part? You don't have to shop and search for them once this is set up, they buy stuff from you, you pay the supplier, the supplier ships directly to them with no price on the receipt.

You don't have to do SEO, Facebook ads, Google ads, anything like that. You simply add the sales channels, get sales, pay for the product to be shipped and make the profit, that's it.




So a few times a week just login to Shopify and send the orders.

Want even more sales? Add more products. I want you to think about this for a minute...

These are all free channels to list your products and get traffic. Let's say I have 100 products listed, but you have 1,000 products listed. That means more people will see your products and you have a MUCH greater chance and getting way more sales than I will every single month.

You seen how long it took to add products right? It is really just point and click to add the product, that's it, go thru take an hour or so and add HUNDREDS of products. Talk about the easiest way to give yourself a raise you have ever seen right?






60 Minutes to Freedom How to Outsource

**"Once I Started Outsourcing, The First
Year I did over \$250,000"**

So how to get this down where you only have to work 1 hour per week?

I've put together a course that shows you exactly how to hire someone for your store, where to get them from how to have them set everything up for you, how to track their time, what they are doing etc with 100% ease.

You can get the [outsource guide here](#). Really it's a must to outsource, it's the only way I can travel and do what I want while someone else runs everything for me.



If you wanted more help on how exactly to set up your entire store from start to finish, how to set international pricing, how to add upsells, tracking etc I have a blueprint I wrote for you also to help out.

This is an exact set up you can copy and do yourself or give to a virtual assistant for you...it's an exact copy of my own Shopify store that did over \$10,000 the very first month I opened it. I'm showing how to set up Facebook ads that are getting me 1,000% ROI, how exactly to set up your store

WAIT, Get a BluePrint of my 10k Per Month Dropshipping Store

E-com Blueprint

Copy My Entire Setup and Be On Your Way to 10K


from start to finish, so this is a great addition to the free traffic methods I have shown here.

[Get the blueprint here](#)



Final thoughts...

Keep adding more products, you can sell and make 10-100x more money then with just 50-100 products, as I promised, it's point and click and free traffic, set it up now!



Surf more, market less.

Any problems or questions about this course email support here: work1hourhelp@gmail.com