

Peyote by FusionBeads.com



Approximate finished length: 8 inches

Beads and other products needed for the rings:

Ring A products needed:

- 1 - Size 11 Dark Maroon Duracoat Opaque Dyed Delica Beads - DB2120 (11DB2120)
- 1 - Size 11 Metallic Dark Nickel Silver Delica Beads - DB0021 (11DB0021)
- 1 - FireLine Braided Bead Thread - Smoke Gray - 6 lb - 15 yard spool (SM6282)

Ring B products needed:

- 1 - Size 11 Opaque White Delica Beads - DB0200 (11DB0200)
- 1 - Size 11 Light Salmon Pink Duracoat Opaque Dyed Delica Beads - DB2111 (11DB2111)
- 1 - FireLine Braided Bead Thread - Smoke Gray - 6 lb - 15 yard spool (SM6282)

Ring C products needed:

- 1 - Size 11 Light Orchid Duracoat Opaque Dyed Delica Beads - DB2138 (11DB2138)
- 1 - Size 11 Galvanized Blushed Steel Delica Beads - DB0417 (11DB0417)
- 1 - Size 11 Aquamarine Duracoat Opaque Dyed Delica Beads - DB2122 (11DB2122)
- 1 - FireLine Braided Bead Thread - Smoke Gray - 6 lb - 15 yard spool (SM6282)

Tools needed to complete the rings:

- Beadsmith English Beading Needles - Size 12 (TL1647)
- Xuron Thread And Fiber Scissors (TL3000)

Beading Techniques needed to complete the rings:


- Flat, Even Count Peyote Stitch
- Flat Peyote Stitch Tube Bead

Instructions to complete “Peyote” ring:

To make Peyote Ring A:

Step 1

Thread a needle with 3 feet of beading thread. Use flat peyote stitch (see Flat, Even Count Peyote Stitch Technique) to weave the A pattern shown below. Leave a 4 inch tail attached.



Graphs made with Beader’s Canvas software

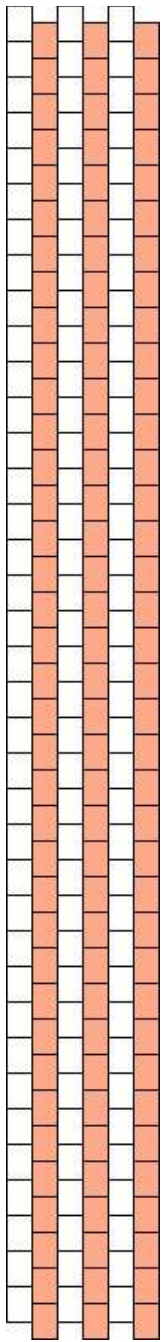
Step 2

Stitch together the ends of the flat peyote strip (see Flat Peyote Stitch - Even Count Technique and Flat Peyote Tube Bead Technique).

To make Peyote Ring B:

Step 3

Thread a needle with 3 feet of beading thread. Use flat peyote stitch (see Flat, Even Count Peyote Stitch Technique) to weave the B pattern shown below. Leave a 4 inch tail attached.




Step 4

Stitch together the ends of the flat peyote strip (see Flat Peyote Stitch - Even Count Technique and Flat Peyote Tube Bead Technique).

To make Peyote Ring C:

Step 1

Thread a needle with 3 feet of beading thread. Use flat peyote stitch (see Flat, Even Count Peyote Stitch Technique) to weave the C pattern shown below. Leave a 4 inch tail attached.



Step 5

Stitch together the ends of the flat peyote strip (see Flat Peyote Stitch - Even Count Technique and Flat Peyote Tube Bead Technique).

For step-by-step photos and instructions on these and other techniques, visit FusionBeads.com and select Beading Techniques from the top navigation bar. You'll find more Inspiration jewelry ideas at FusionBeads.com!

Index ID	Count	Finish	Description
1 DB2120	(148)	Duracoat Opaque Dyed	Dark Maroon
2 DB0021	(148)	Metallic	Dark Nickel Silver

Row 001 L -> R (1)1, (1)2, (1)1, (1)2, (1)1, (1)2, (1)1, (1)2

Row 002 L <- R (4)2

Row 002 L -> R (4)1

Row 003 L <- R (4)2

Row 003 L -> R (4)1

Row 004 L <- R (4)2

Row 004 L -> R (4)1

Row 005 L <- R (4)2

Row 005 L -> R (4)1

Row 006 L <- R (4)2

Row 006 L -> R (4)1

Row 007 L <- R (4)2

Row 007 L -> R (4)1

Row 008 L <- R (4)2

Row 008 L -> R (4)1

Row 009 L <- R (4)2

Row 009 L -> R (4)1

Row 010 L <- R (4)2

Row 010 L -> R (4)1

Row 011 L <- R (4)2

Row 011 L -> R (4)1

Row 012 L <- R (4)2

Row 012 L -> R (4)1

Row 013 L <- R (4)2

Row 013 L -> R (4)1

Row 014 L <- R (4)2

Row 014 L -> R (4)1

Row 015 L <- R (4)2

Row 015 L -> R (4)1

Row 016 L <- R (4)2

Row 016 L -> R (4)1

Row 017 L <- R (4)2

Row 017 L -> R (4)1

Row 018 L <- R (4)2

Row 018 L -> R (4)1

Row 019 L <- R (4)2

Row 019 L -> R (4)1

Row 020 L <- R (4)2

Row 020 L -> R (4)1

Row 021 L <- R (4)2

Row 021 L -> R (4)1

Row 022 L <- R (4)2

Row 022 L -> R (4)1

Row 023 L <- R (4)2

Row 023 L -> R (4)1

Row 024 L <- R (4)2

Row 024 L -> R (4)1

Row 025 L <- R (4)2

Row 025 L -> R (4)1

Row 026 L <- R (4)2

Row 026 L -> R (4)1

Row 027 L <- R (4)2

Row 027 L -> R (4)1

Row 028 L <- R (4)2

Row 028 L -> R (4)1

Row 029 L <- R (4)2

Row 029 L -> R (4)1

Row 030 L <- R (4)2

Row 030 L -> R (4)1

Row 031 L <- R (4)2

Row 031 L -> R (4)1

Row 032 L <- R (4)2

Row 032 L -> R (4)1

Row 033 L <- R (4)2

Row 033 L -> R (4)1

Row 034 L <- R (4)2

Row 034 L -> R (4)1

Row 035 L <- R (4)2

Row 035 L -> R (4)1

Row 036 L <- R (4)2

Row 036 L -> R (4)1

Row 037 L <- R (4)2

Row 037 L -> R (4)1

Index ID	Count	Finish	Description
1	DB0200	(111) Opaque	White
2	DB2111	(111) Duracoat Opaque Dyed	Light Salmon Pink

 Row 001 L -> R (1)1, (1)2, (1)1, (1)2, (1)1, (1)2

Row 002 L <- R (3)2

Row 002 L -> R (3)1

Row 003 L <- R (3)2

Row 003 L -> R (3)1

Row 004 L <- R (3)2

Row 004 L -> R (3)1

Row 005 L <- R (3)2

Row 005 L -> R (3)1

Row 006 L <- R (3)2

Row 006 L -> R (3)1

Row 007 L <- R (3)2

Row 007 L -> R (3)1

Row 008 L <- R (3)2

Row 008 L -> R (3)1

Row 009 L <- R (3)2

Row 009 L -> R (3)1

Row 010 L <- R (3)2

Row 010 L -> R (3)1

Row 011 L <- R (3)2

Row 011 L -> R (3)1

Row 012 L <- R (3)2

Row 012 L -> R (3)1

Row 013 L <- R (3)2

Row 013 L -> R (3)1

Row 014 L <- R (3)2

Row 014 L -> R (3)1

Row 015 L <- R (3)2

Row 015 L -> R (3)1

Row 016 L <- R (3)2

Row 016 L -> R (3)1

Row 017 L <- R (3)2

Row 017 L -> R (3)1

Row 018 L <- R (3)2

Row 018 L -> R (3)1

Row 019 L <- R (3)2

Row 019 L -> R (3)1

Row 020 L <- R (3)2

Row 020 L -> R (3)1

Row 021 L <- R (3)2

Row 021 L -> R (3)1

Row 022 L <- R (3)2

Row 022 L -> R (3)1

Row 023 L <- R (3)2

Row 023 L -> R (3)1

Row 024 L <- R (3)2

Row 024 L -> R (3)1

Row 025 L <- R (3)2

Row 025 L -> R (3)1

Row 026 L <- R (3)2

Row 026 L -> R (3)1

Row 027 L <- R (3)2

Row 027 L -> R (3)1

Row 028 L <- R (3)2

Row 028 L -> R (3)1

Row 029 L <- R (3)2

Row 029 L -> R (3)1

Row 030 L <- R (3)2

Row 030 L -> R (3)1

Row 031 L <- R (3)2

Row 031 L -> R (3)1

Row 032 L <- R (3)2

Row 032 L -> R (3)1

Row 033 L <- R (3)2

Row 033 L -> R (3)1

Row 034 L <- R (3)2

Row 034 L -> R (3)1

Row 035 L <- R (3)2

Row 035 L -> R (3)1

Row 036 L <- R (3)2

Row 036 L -> R (3)1

Row 037 L <- R (3)2

Row 037 L -> R (3)1

Index ID	Count	Finish	Description
1 DB0057	(52)	Duracoat Opaque Dyed	Aquamarine
2 DB2138	(56)	Duracoat Opaque Dyed	Light Orchid
3 DB1772	(24)	Galvanized Blushed	Steel

Row 001 L -> R (2)1, (2)2

Row 002 L <- R (2)2

Row 002 L -> R (2)2

Row 003 L <- R (1)1, (1)2

Row 003 L -> R (1)2, (1)1

Row 004 L <- R (1)2, (1)1

Row 004 L -> R (1)1, (1)2

Row 005 L <- R (2)2

Row 005 L -> R (2)2

Row 006 L <- R (1)3, (1)2

Row 006 L -> R (1)2, (1)3

Row 007 L <- R (1)1, (1)3

Row 007 L -> R (1)3, (1)1

Row 008 L <- R (1)2, (1)1

Row 008 L -> R (1)1, (1)2

Row 009 L <- R (2)2

Row 009 L -> R (2)2

Row 010 L <- R (1)1, (1)2

Row 010 L -> R (1)2, (1)1

Row 011 L <- R (2)1

Row 011 L -> R (2)1

Row 012 L <- R (1)2, (1)1

Row 012 L -> R (1)1, (1)2

Row 013 L <- R (1)3, (1)2

Row 013 L -> R (1)2, (1)3

Row 014 L <- R (2)3

Row 014 L -> R (2)3

Row 015 L <- R (1)1, (1)3

Row 015 L -> R (1)3, (1)1

Row 016 L <- R (2)1

Row 016 L -> R (2)1

Row 017 L <- R (1)2, (1)1

Row 017 L -> R (1)1, (1)2

Row 018 L <- R (1)1, (1)2

Row 018 L -> R (1)2, (1)1

Row 019 L <- R (2)1

Row 019 L -> R (2)1

Row 020 L <- R (1)2, (1)1

Row 020 L -> R (1)1, (1)2

Row 021 L <- R (2)2

Row 021 L -> R (2)2

Row 022 L <- R (1)3, (1)2

Row 022 L -> R (1)2, (1)3

Row 023 L <- R (1)1, (1)3

Row 023 L -> R (1)3, (1)1

Row 024 L <- R (1)2, (1)1

Row 024 L -> R (1)1, (1)2

Row 025 L <- R (1)1, (1)2

Row 025 L -> R (1)2, (1)1

Row 026 L <- R (2)1

Row 026 L -> R (2)1

Row 027 L <- R (1)2, (1)1

Row 027 L -> R (1)1, (1)2

Row 028 L <- R (1)3, (1)2

Row 028 L -> R (1)2, (1)3

Row 029 L <- R (2)3

Row 029 L -> R (2)3

Row 030 L <- R (1)1, (1)3

Row 030 L -> R (1)3, (1)1

Row 031 L <- R (1)2, (1)1

Row 031 L -> R (1)1, (1)2

Row 032 L <- R (2)2

Row 032 L -> R (2)2

Row 033 L <- R (1)1, (1)2

Row 033 L -> R (1)2, (1)1
