

# THE SEACOAST MORGAN YOUTH OF THE YEAR CONTEST

Each of the four categories is worth 250 points. It is not necessary to compete in all four divisions. The high point winner in each division will culminate in: The Walk-Trot Youth of the Year (12 & under not cantering in competition) The Junior Youth of the Year (Juniors 13 & Under) The Seacoast Morgan Horse Show Youth of the Year (Seniors 14-21)

**Categories:** Exam, speech, pattern and judging. Winner receives a trophy and ribbons through eight places in each division.

**Divisional High Point Awards:** Champion and Reserve trophies with ribbons through eight places. The Senior winner receives a \$750.00 scholarship to compete in the AMHA Youth of the Year Finals. A senior youth may only win one contest within a calendar year, but may compete for category awards.

Name: \_\_\_\_\_

Address: \_\_\_\_\_

Phone: \_\_\_\_\_

Division: \_\_ w/t \_\_ Jr. \_\_ Sr.

Send a \$25 check made out to SMHS to  
Stephanie Marcelonis  
34 South Main Street, Newton, NH 03858  
Any questions email: [Stephanie.Marcelonis@gmail.com](mailto:Stephanie.Marcelonis@gmail.com)

**Schedule: Wednesday July 4th, 2018**

**Registration 12:00 PM**

**Exam: 12:30 PM**

**Speeches 2:00 PM**

**Judging: 3:30 PM**

**Patterns 5:00 PM**

## Speech Topics

### **Senior:**

Do you believe that the current USEF banned substance list is too prohibitive, not prohibitive enough, or just right? Defend your viewpoint.

### **Junior:**

The Morgan horse has been a nationally recognized breed since its inception in 1789. How has the breed helped to develop other breeds?

### **Walk Trot:**

How has your involvement with the Morgan horse impacted your life?

- *These are very open ended topics, be as creative as you like!*
- *Speeches should be written or typed and submitted to the judges prior to beginning.*
- *A speech should be given without reading a script, but it is not prohibited. Notes may be used, but those prepared to speak without written aids may be given more consideration.*
- *See the sample score sheet provided.*
- *Speeches should be 3-5 minutes in length.*
- *Visual Aids are encouraged.*



# American Morgan Horse Association Youth Youth of the Year Contest Score Sheet

## SPEECH JUDGE'S SCORE SHEET

TOPIC \_\_\_\_\_ CONTESTANT # \_\_\_\_\_

### 1. GENERAL APPEARANCE - (50 POINTS)

### COMMENTS

- A. Voice?
- B. Poise?
- C. Posture?
- D. Manner of Speech?

Points \_\_\_\_\_

### 2. PRESENTATION OF SUBJECT - (75 POINTS)

### COMMENTS

- A. Organization of Material?
- B. Proper Grammar?
- C. Vocabulary?

Points \_\_\_\_\_

### 3. SUBJECT MATTER - (100 POINTS)

### COMMENTS

- A. Background Information
- B. Originality of Ideas?
- C. Constructive Thoughts?

Points \_\_\_\_\_

Judge's Signature \_\_\_\_\_

Total Speech Points \_\_\_\_\_

### 4. INTERVIEW - (25 POINTS)

### COMMENTS

Points \_\_\_\_\_

Interviewer's Signature \_\_\_\_\_

TOTAL POINTS (250) \_\_\_\_\_

### SPEECH GUIDELINES FOR YOUTH OF THE YEAR CONTESTANTS

1. Time penalties will be given if your presentation is over five minutes:
  - A. 1 through 30 seconds over time limit = 5 point penalty
  - B. 31 through 60 seconds over time limit = additional 5 point penalty
  - C. After six minutes you will be cut off.
2. Give only your NUMBER to the judges, not your name.
3. Before beginning give a written or typed copy of your speech to the judges.

# Judging

1. You will be judging three classes worth a total of 50 points each.
2. You will give oral reasons worth 100 points.
3. Your total score is up to 250 points.
4. The classes will consist of four entries, numbered 1-4 and you will judge from center ring.
5. The reasons class will have an extra two minutes to enable participants to take notes.
6. The reasons class will be announced.
7. You will have 20 minutes after the last class to prepare you oral reasons.
8. Walk Trotters may be asked questions or present oral reasons.
9. See the judging card example provided.
10. Seniors should include cuts in their reasons presentation. See description below. Seniors should give their reasons from memory.

## **Example REASONS**

“I placed this class of Morgan mares 3-1-2-4.

“In the case of my top pair, 3 and 1, I placed 3 over 1 because she is a more balanced, shorter-coupled mare.

“She is more attractive about her front, has more well-defined withers, and is more stylish about the croup. She is cleaner in her knees and hocks, and moves with a freer, truer stride. However, I will grant that 1 is a more athletic mare. I fault 1 because she lacks the style and quality of the top mare, is longer in her back, and shorter in her pasterns.


“Referring to my middle pair, 1 and 2, I placed 1 over 2 because she is longer necked and has more substance. She is deeper in her heart and shows more definition of muscle through her chest. She stands more correct on her front legs as viewed from the side. She has stronger and more sloping pasterns, and is a more balanced mover. I do admit that 2 does have more spring of rib. I fault 2 because she is slightly sickle hocked and lacks the correct motion of the mare I placed above her.

“Regarding my last pair, 2 and 4, I placed 2 over 4 because she has a more ideal head with a smaller, foxier ear. She shows more definition at her withers, is shorter and stronger in her back, and is more nearly level in her croup. She stands on harder, flatter bone and shows more definition of joints. She has shorter cannon bones as well. I admit that 4 goes closer at her hocks and stands on heavier bone, but I fault her because she is mutton-withered, has a coarse underline, and is low in her back.

“For these reasons, I placed this class of Morgan mares 3-1-2-4.

“Thank you.”

Reasons Score Chart	Possible Points	Your Points
<b>Organization.</b> Reasons should be well organized and systematic including a comparison of horses in three pairs; the top pair, the middle pair and the bottom pair. Reasons should not consist of a simple description of each animal. The focus should be on why one animal in a pair was placed over the other animal in that pair.	20	
<b>Relevancy.</b> Reasons should reflect the actual differences in the horse pairs and should consist primarily of those points of comparison that were significant in the placing of the pair.	20	
<b>Accuracy.</b> Truth is the primary consideration in scoring reasons. Redundancy in terminology describing similar points of discussion between separate pairs of horses should be avoided.	20	
<b>Terminology.</b> Emphasis should be placed on use of terms commonly used to discuss horses. Emphasis should be placed on comparative rather than descriptive terminology.	20	
<b>Presentation.</b> Oral reasons should be presented in a poised, confident, convincing manner, but they should never convey arrogance. Loud, boisterous, arrogant delivery is not desirable and should be penalized. Likewise, shy, timid, unconvincing presentations should not receive the highest scores. Reasons should be presented in a relaxed, conversational manner. The presentation should not contain lengthy pauses and must be delivered within 2 minutes. Reasons should be grammatically correct with proper pronunciation and enunciation of words and syllables.	20	

	Circle your placing.	
	A	1234
	B	1243
	C	1324
	D	1342
CONTESTANT NUMBER	E	1423
_____	F	1432
CLASS NAME	G	2134
_____	H	2143
REASONS CLASS SCORE	I	2314
_____	J	2341
For official use	K	2413
PLACING:	L	2431
_____	M	3124
TOTAL SCORE:	N	3142
_____	O	3214
For official use	P	3241
	Q	3412
	R	3421
	S	4123
	T	4132
	U	4213
	V	4231
	W	4312
	X	4321

# EXAM

## THE WRITTEN EXAM PHASE

1. Nutrition
2. Breeding & Genetics
3. Physiology & Endocrinology
4. Anatomy & Conformation
5. History & Evolution
6. Showing & Show Procedures
7. Diseases & Unsoundnesses
8. Tack & Equipment
9. Morgan History & the Morgan Breed
10. Parasites

**Seniors** can be expected to have knowledge equivalent to the expectations published in the **Sherman** level of the AMHAY Horsemastership Program, however, **challenges above** this benchmark will be included.

**Juniors** will be competent in the knowledge required by the **Bulrush and Woodbury** levels of the AMHAY Horsemastership Program.

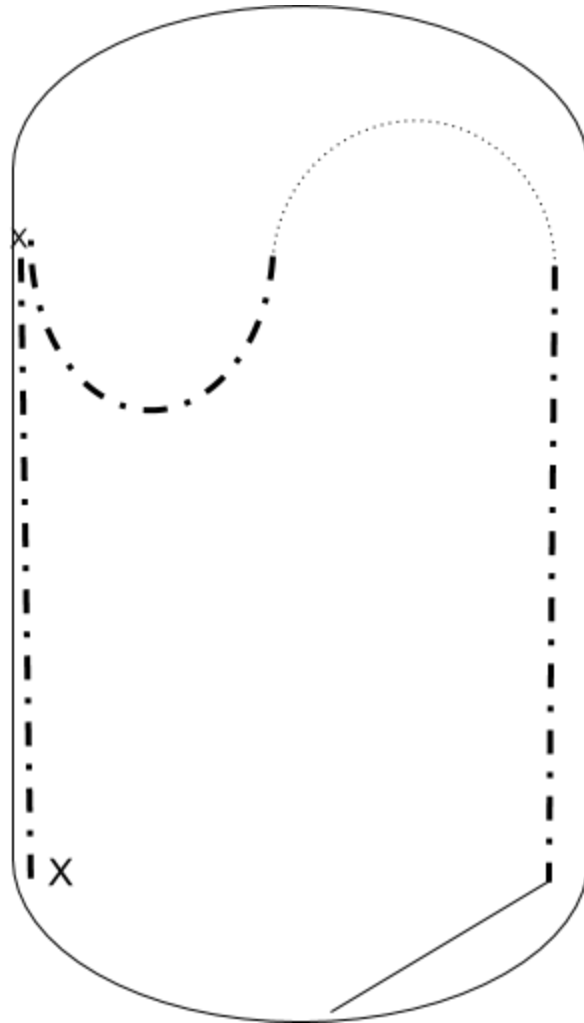
**Walk Trotters** will be tested on the **Bulrush** level of the AMHAY Horsemastership program.

Resource List:

- A. The Complete Morgan Horse by Jeanne Mellin
- B. The Morgan Horse Judging Standards
- C. The AMHA Registration Rules
- D. AMHA Youth Horsemastership Program
- E. USEF Rule Book
- F. The Horse by J. Warren Evans, Anthony Borton, Harold Hintz, and L. Dale Van Vleck
- G. The Illustrated Veterinary Encyclopedia for Horsemen by Equine Research, Editor Don M. Wagoner
- H. The Morgan Horse magazine
- I. AMHA Website ([www.morganhorse.com](http://www.morganhorse.com))

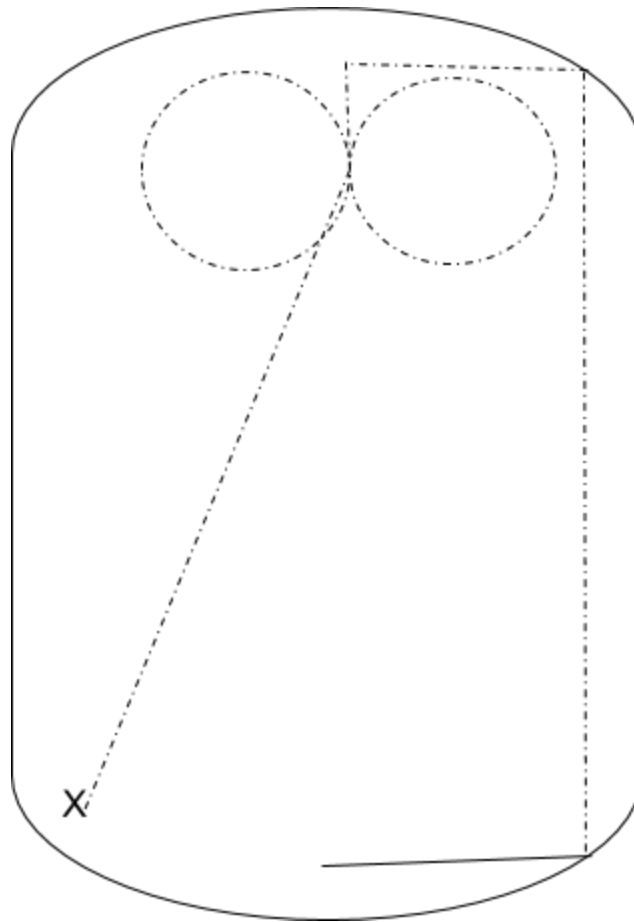
# Horsemanship Pattern

**Senior**



1. Walk to the corner.
2. Pick up a trot and trot down the rail.
3. Canter the first loop of a serpentine.
4. Trot the second.
5. Halt.
6. Reverse and show trot down the rail.
7. Halt and wait to be dismissed.

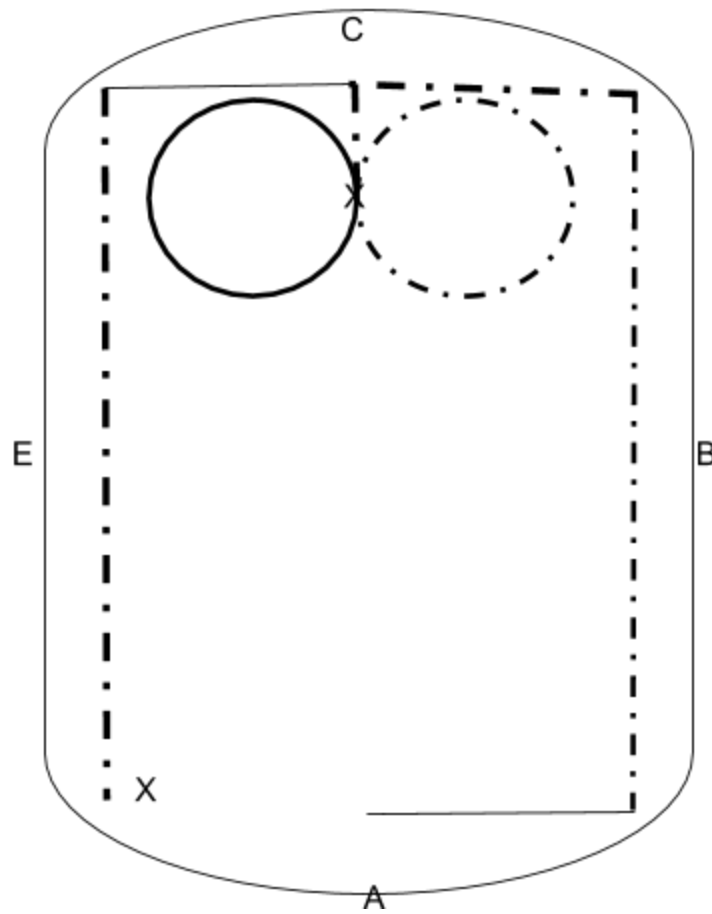
## Walk-Trot



1. Enter the ring at a walk.
2. Trot down the rail.
3. Execute a figure 8 at the trot.
4. Trot back to the gate.
5. Halt



# Junior



1. Enter the ring at a walk.
2. Pick up a trot and trot down the rail.
3. At C execute a figure 8.
4. Trot a circle to the left.
5. Halt.
6. Canter a circle to the right.
7. Halt. Reverse.
8. Walk to the corner.
9. Show trot down the rail.
10. Halt and wait to be dismissed.