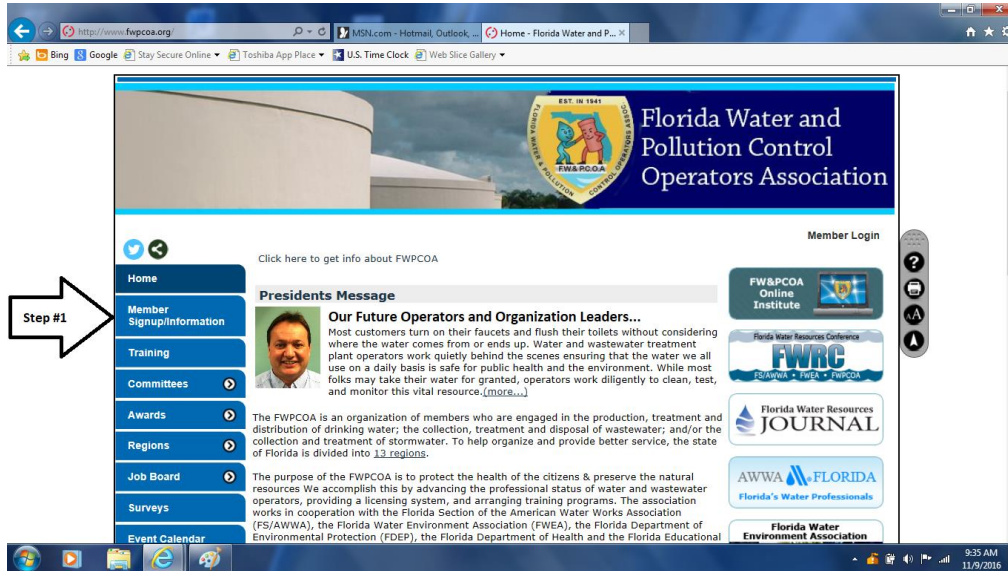
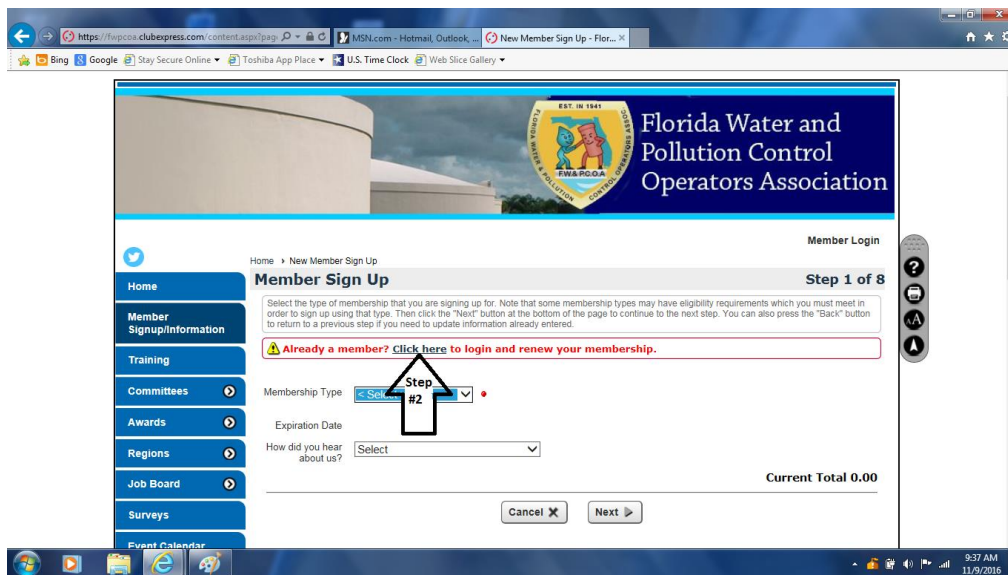


# fwpcoa.org Website Login Procedure

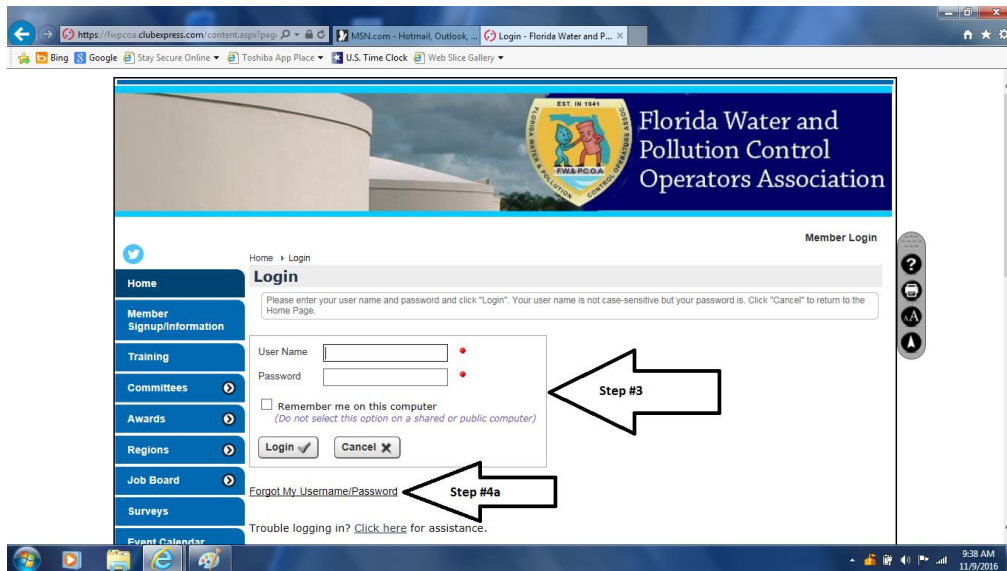
**Step #1:** Go to [www.fwpcoa.org](http://www.fwpcoa.org) and select the “Member Signup/Information” tab.



**Step #2:** If already a member, click on the “click here” link. If not a member, sign up by completing the next series of screens and paying the membership dues fee.



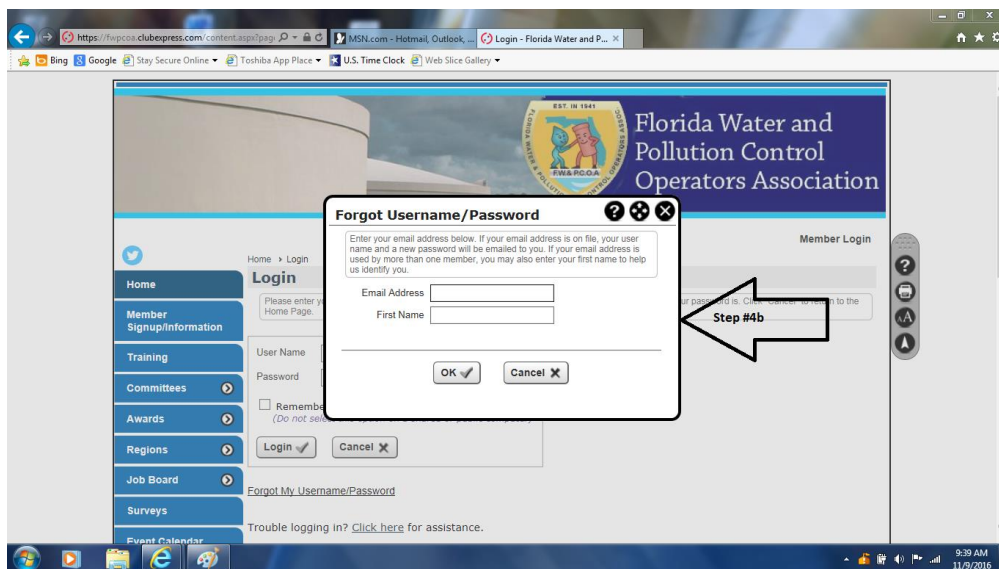
**Step #3:** If known, enter your username and password. If a personal device, by selecting “Remember me on this computer,” you can easily log in by selecting “Member Login” on the right-hand side of any screen. Click “Login” button to complete the log in process.



**Step #4a:** If you have never provided your email address to the FW&PCOA, please email a request for a temporary username and password to either [webmaster@fwpcoa.org](mailto:webmaster@fwpcoa.org) or [memfwpcoa@aol.com](mailto:memfwpcoa@aol.com) who will email the information to you, otherwise click on the “Forgot My Username/Password” link.

**Step #4b:** Enter your email address and first name and then click the “OK” button. Your email address and first name must match the information on file.

**Step #5:** After retrieving your username and password sent by email, proceed with the log in procedure described above.



Contact [webmaster@fwpcoa.org](mailto:webmaster@fwpcoa.org) if you cannot log in by following these instructions.