



# Fond du Lac Yacht Club

Tel: 920-921-9950 705 Mohawk Drive P.O. Box 1930 Fond du Lac, WI 54936-1930  
www.fdyachtclub.com




## **Directions to Subscribe to the FDLYC Master Calendar on Your Smart Device**

### **To Add the YC Calendar to Your Apple Device**



1. On your iOS device, press SETTINGS
2. Scroll Down to MAIL, CONTACTS, CALENDARS near the bottom of the screen.
3. Under Accounts, select ADD ACCOUNT
4. Under ADD ACCOUNT, Select OTHER
5. Under OTHER, select ADD SUBSCRIBED CALENDAR
6. Under SUBSCRIPTION in the SERVER, enter the link below EXACTLY:  
<https://calendar.google.com/calendar/ical/fdyachtclub%40gmail.com/public/basic.ics>
7. Press NEXT on the top of the screen after you enter the link above under SEVER.
8. The device will verify the information with the server.
9. Finally press SAVE in the upper right corner.

### **To Add the YC Calendar to Your Android Device**

To access the YC calendar from your Android Device you MUST know the user name and password for the account that you used to set up your device. Please remember that Android has 100's of devices and you may have to tweak these steps to set the Calendar up.

1. Using the Browser of your choice, go to <http://www.fdyachtclub.com>
2. Click on Upcoming Events on the left side of the page
  - a. This will open the Yacht Club Master Calendar
3. At the bottom of the calendar, click on the  link.
4. Google may ask you if you want to continue, Press OK
5. If you are not signed in to your Google Account, you will be asked for your password.
  - a. Sign In
6. A box will pop up and ask if you want to add the Fond du Lac Yacht Club Calendar, press YES, ADD THIS CALENDAR
7. This will add the FDLYC Master Calendar to your Google Calendar
8. Go to the CALENDAR App on your device
9. Open the Settings of the Calendar
10. Select Calendars
11. Make sure to selected FOND DU LAC YACHT CLUB CALENDAR from under your Google Calendar Settings
12. Use the arrow to go back
13. If the calendar does not sync right away, press SYNC from the top right menu.

## To Add the YC Calendar to Your Blackberry Device

- 1) On the home screen, swipe down from the top of the screen
- 2) Tap  **Settings** followed by **Accounts**
- 3) Tap  **Add Account** followed by **Subscribed Calendar**
- 4) In the **Calendar Name** field, enter a name for the calendar (FDL Yacht Club Master Calendar)
- 5) In the **Server Address** field, enter the address for the public calendar in ICS format.
  - a) <https://calendar.google.com/calendar/ical/fdlyachtclub%40gmail.com/public/basic.ics>
- 6) If required, enter an ~~Email Address, Username and Password~~ – **NOT NEEDED TO ACCESS THE YC Calendar**
- 7) Tap **Done**

**\*\*Note:** We have been able to test the directions for iOS devices and Android devices. Should you need additional assistance, please contact Randy Veaser and we will work with you to set it up on your device.