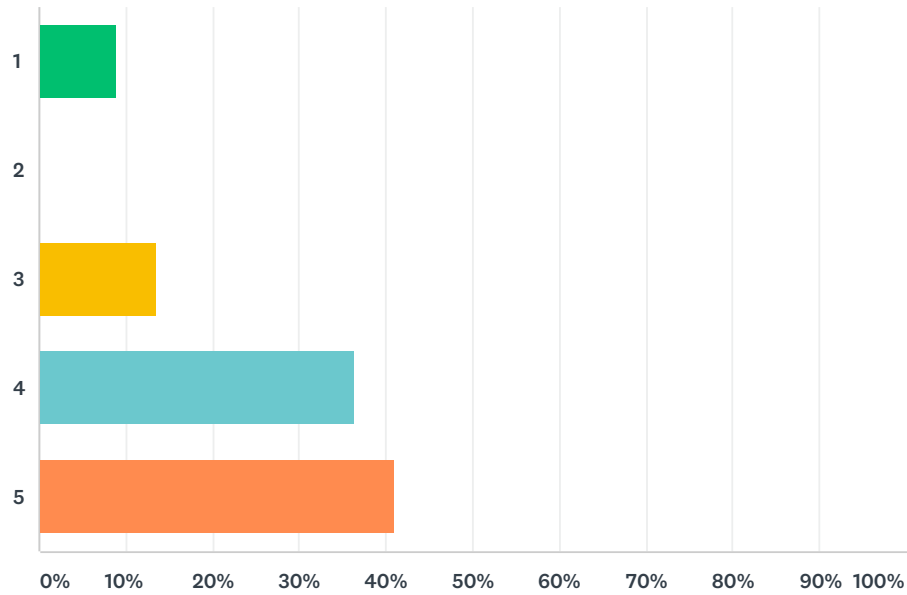


Q1 On a scale of 1 (not easy) to 5 (very easy), please rate how easy was it to find the convention information on the new ABTA website?

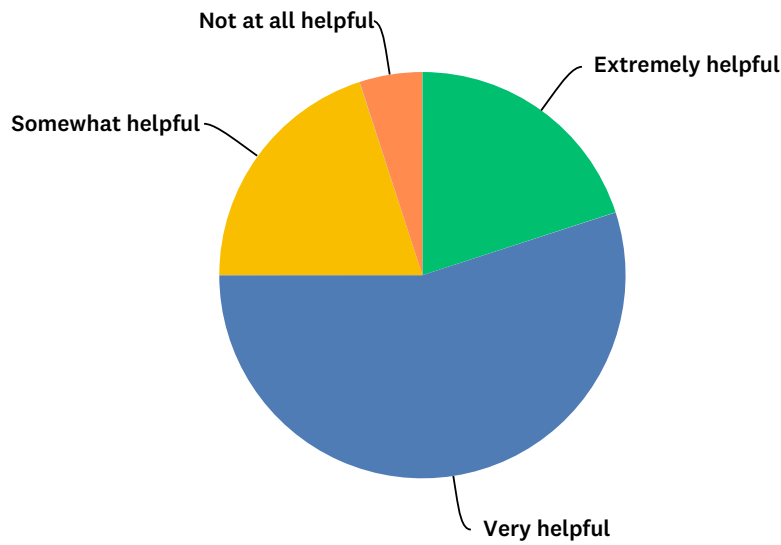
Answered: 22 Skipped: 3



ANSWER CHOICES	RESPONSES
1	9.09% 2
2	0.00% 0
3	13.64% 3
4	36.36% 8
5	40.91% 9
TOTAL	22

Q2 How helpful was the convention information shown on the ABTA website?

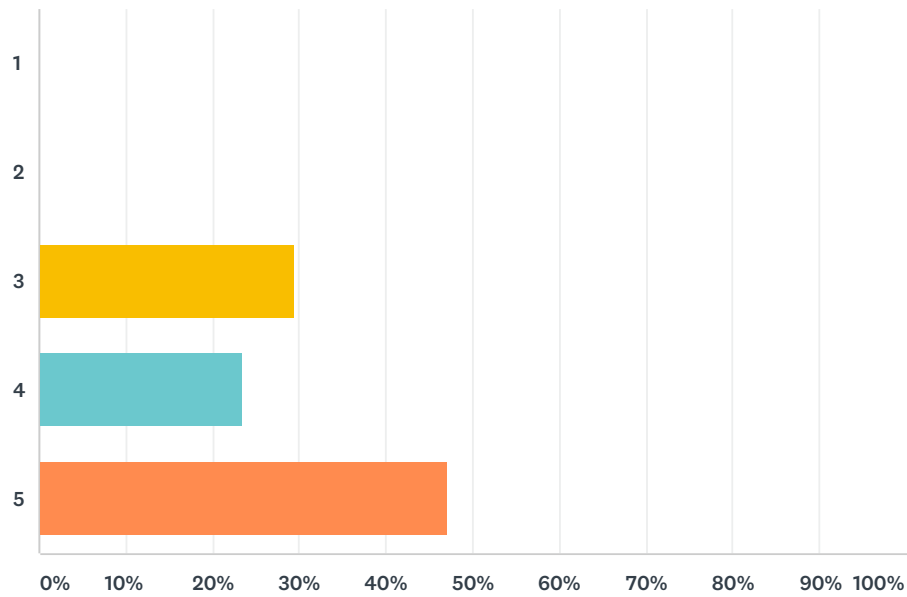
Answered: 20 Skipped: 5



ANSWER CHOICES	RESPONSES	
Extremely helpful	20.00%	4
Very helpful	55.00%	11
Somewhat helpful	20.00%	4
Not so helpful	0.00%	0
Not at all helpful	5.00%	1
TOTAL		20

Q3 On a scale from 1 (not easy) to 5 (very easy), please rate how easy it was to register and pay for the convention online?

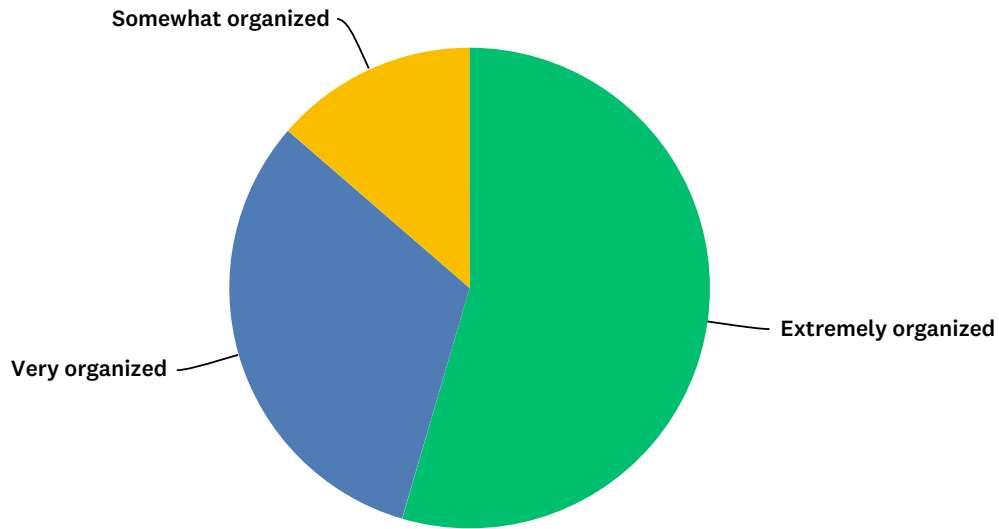
Answered: 17 Skipped: 8



ANSWER CHOICES	RESPONSES	
1	0.00%	0
2	0.00%	0
3	29.41%	5
4	23.53%	4
5	47.06%	8
TOTAL		17

Q4 How organized was the check-in process?

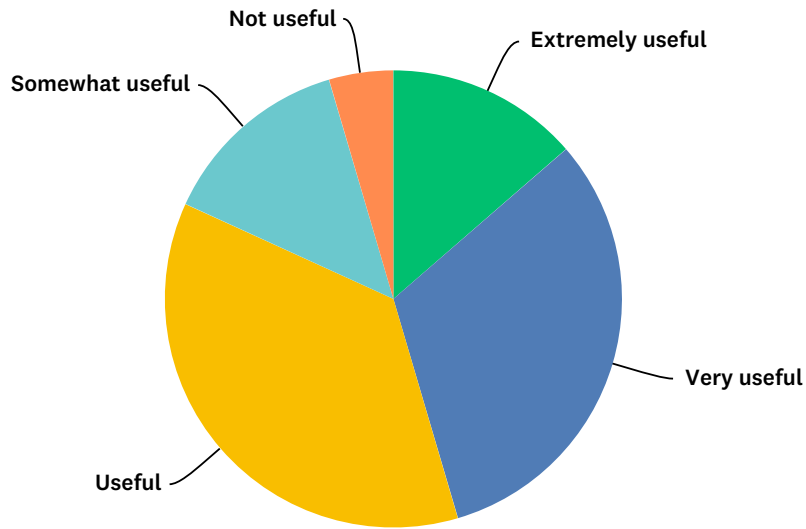
Answered: 22 Skipped: 3



ANSWER CHOICES	RESPONSES	
Extremely organized	54.55%	12
Very organized	31.82%	7
Somewhat organized	13.64%	3
Not so organized	0.00%	0
Not at all organized	0.00%	0
TOTAL		22

Q5 How useful was the check-in tote bag you received?

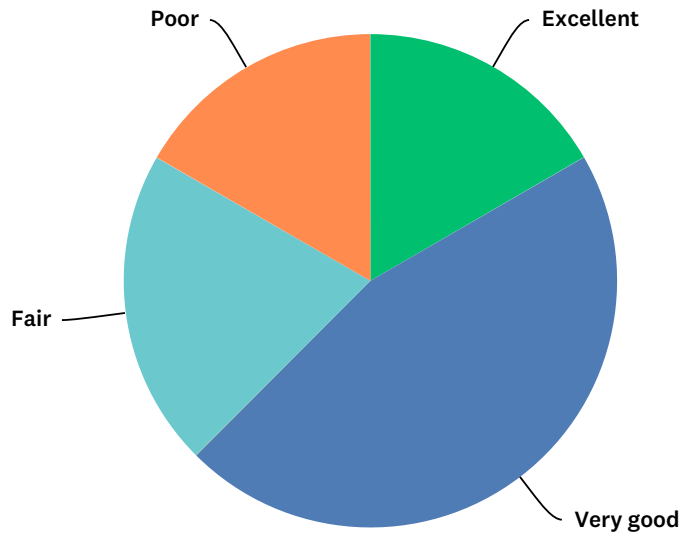
Answered: 22 Skipped: 3



ANSWER CHOICES	RESPONSES	
Extremely useful	13.64%	3
Very useful	31.82%	7
Useful	36.36%	8
Somewhat useful	13.64%	3
Not useful	4.55%	1
TOTAL		22

Q6 How would you rate the setup of the convention room?

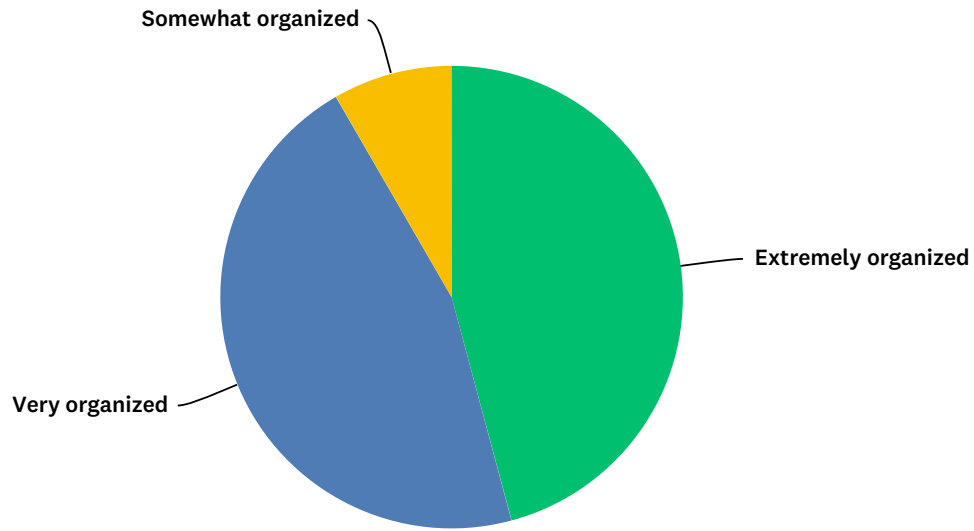
Answered: 24 Skipped: 1



ANSWER CHOICES	RESPONSES	
Excellent	16.67%	4
Very good	45.83%	11
Good	0.00%	0
Fair	20.83%	5
Poor	16.67%	4
TOTAL		24

Q7 Overall how organized was the convention?

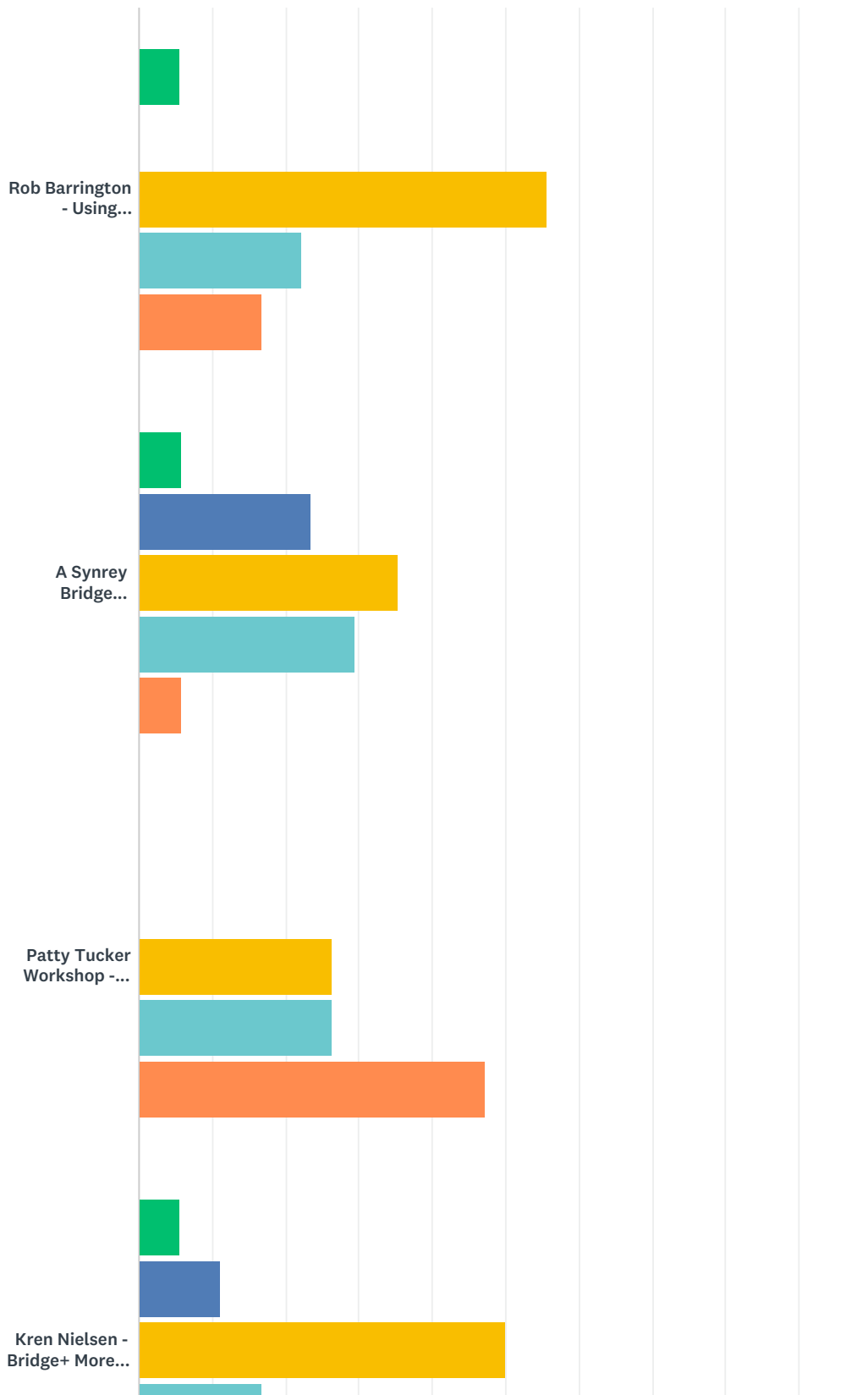
Answered: 24 Skipped: 1

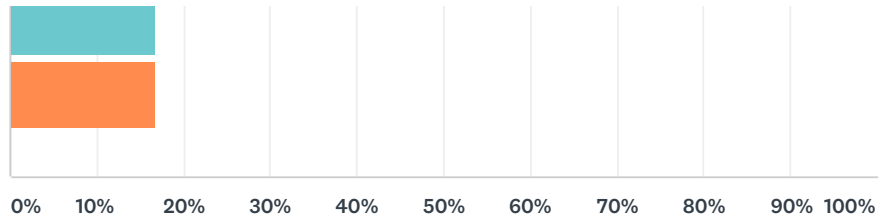


ANSWER CHOICES	RESPONSES	
Extremely organized	45.83%	11
Very organized	45.83%	11
Somewhat organized	8.33%	2
Not so organized	0.00%	0
Not at all organized	0.00%	0
TOTAL		24

Q8 On a scale from 1 (lowest) to 5 (highest), please rate the convention presentations on Tuesday, July 24

Answered: 21 Skipped: 4



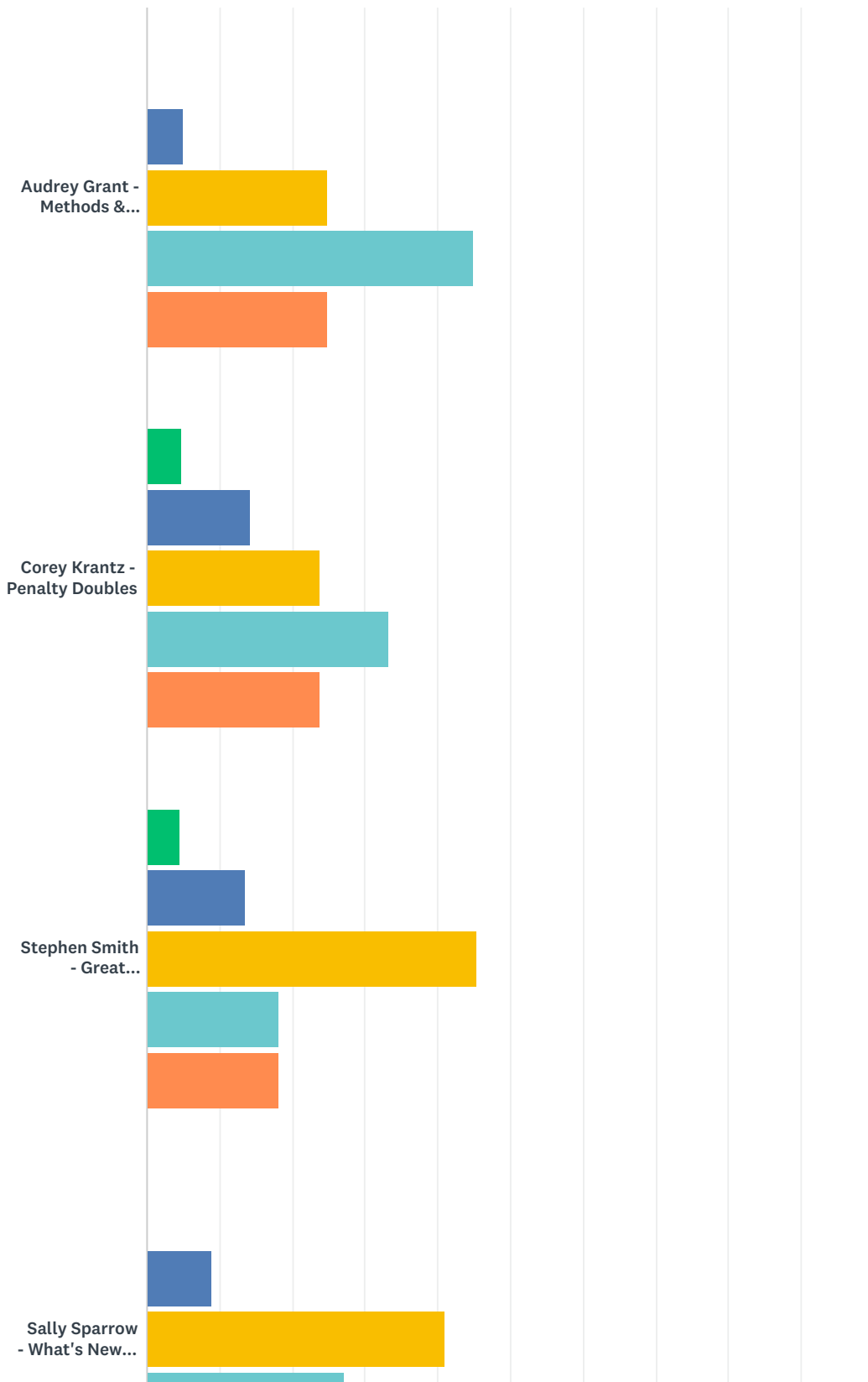


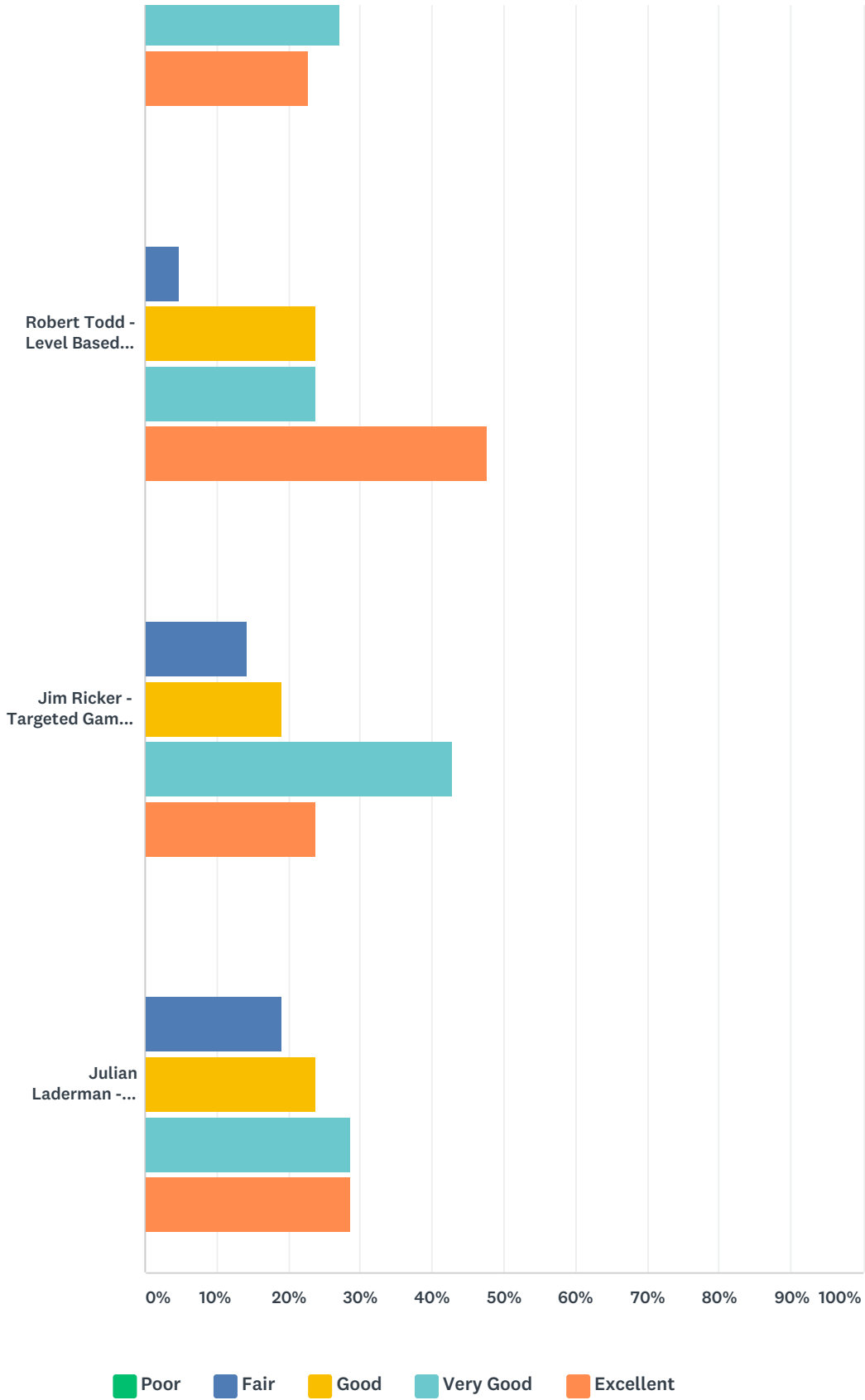
■ Poor
 ■ Fair
 ■ Good
 ■ Very Good
 ■ Excellent

	POOR	FAIR	GOOD	VERY GOOD	EXCELLENT	TOTAL	WEIGHTED AVERAGE
Rob Barrington - Using Technology to Improve Bridge Education	5.56% 1	0.00% 0	55.56% 10	22.22% 4	16.67% 3	18	3.44
A Synrey Bridge Orientation - "It's Just a Game!"	5.88% 1	23.53% 4	35.29% 6	29.41% 5	5.88% 1	17	3.06
Patty Tucker Workshop - Jacoby 2NT	0.00% 0	0.00% 0	26.32% 5	26.32% 5	47.37% 9	19	4.21
Kren Nielsen - Bridge+ More - Teaching Features	5.56% 1	11.11% 2	50.00% 9	16.67% 3	16.67% 3	18	3.28

Q9 On a scale from 1 (lowest) to 5 (highest), please rate the convention presentations on Wednesday, July 25

Answered: 22 Skipped: 3





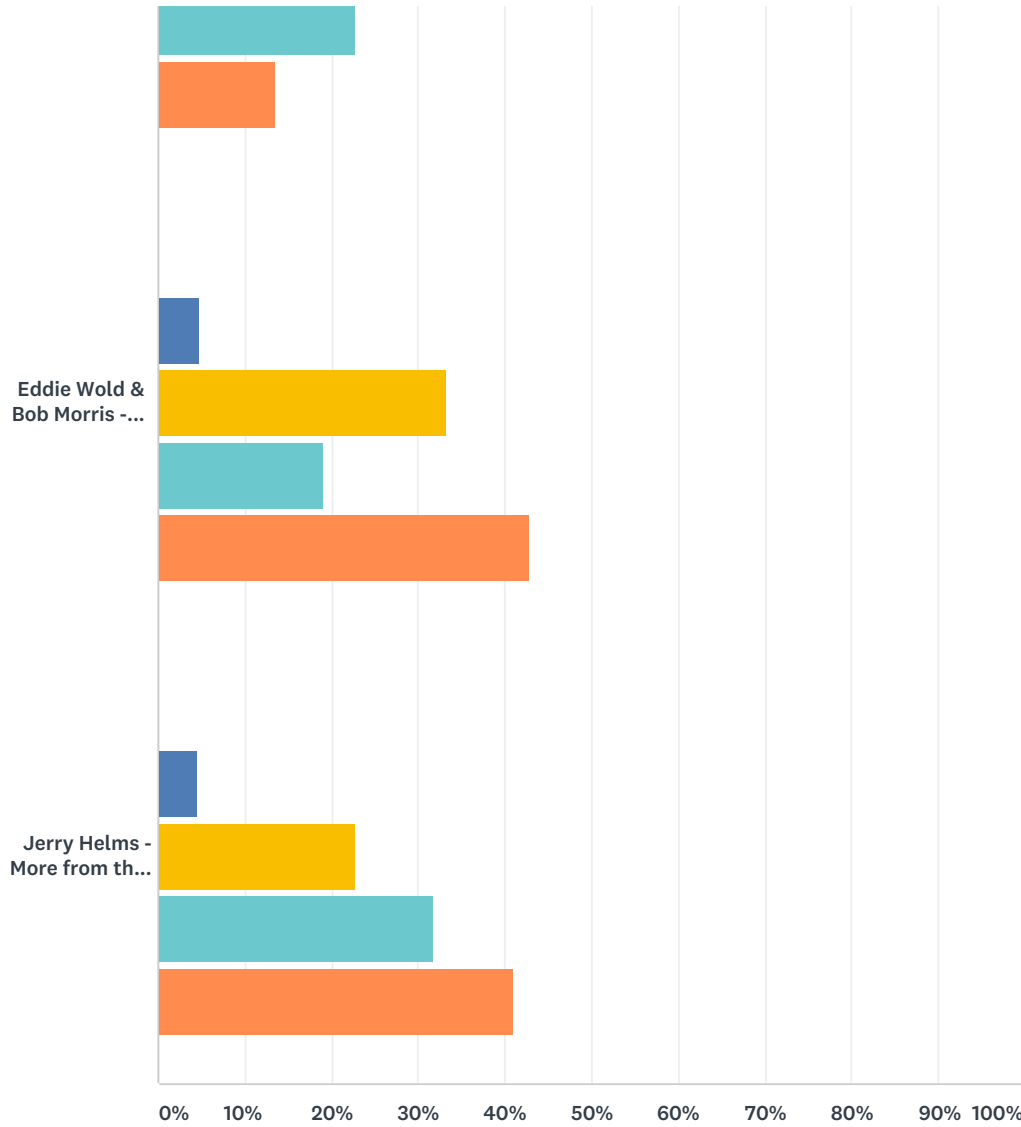
	POOR	FAIR	GOOD	VERY GOOD	EXCELLENT	TOTAL	WEIGHTED AVERAGE
Audrey Grant - Methods & Materials - The Perfect Partnership	0.00% 0	5.00% 1	25.00% 5	45.00% 9	25.00% 5	20	3.90

Corey Krantz - Penalty Doubles	4.76% 1	14.29% 3	23.81% 5	33.33% 7	23.81% 5	21	3.57
Stephen Smith - Great Developments for 2018 from Game Products	4.55% 1	13.64% 3	45.45% 10	18.18% 4	18.18% 4	22	3.32
Sally Sparrow - What's New at Master Point Press	0.00% 0	9.09% 2	40.91% 9	27.27% 6	22.73% 5	22	3.64
Robert Todd - Level Based Bridge Teaching	0.00% 0	4.76% 1	23.81% 5	23.81% 5	47.62% 10	21	4.14
Jim Ricker - Targeted Game Invitations Using Losing Trick Count	0.00% 0	14.29% 3	19.05% 4	42.86% 9	23.81% 5	21	3.76
Julian Laderman - Teaching Bridge in High Tech Companies	0.00% 0	19.05% 4	23.81% 5	28.57% 6	28.57% 6	21	3.67

Q10 On a scale from 1 (lowest) to 5 (highest), please rate the convention presentations on Thursday, July 26

Answered: 23 Skipped: 2



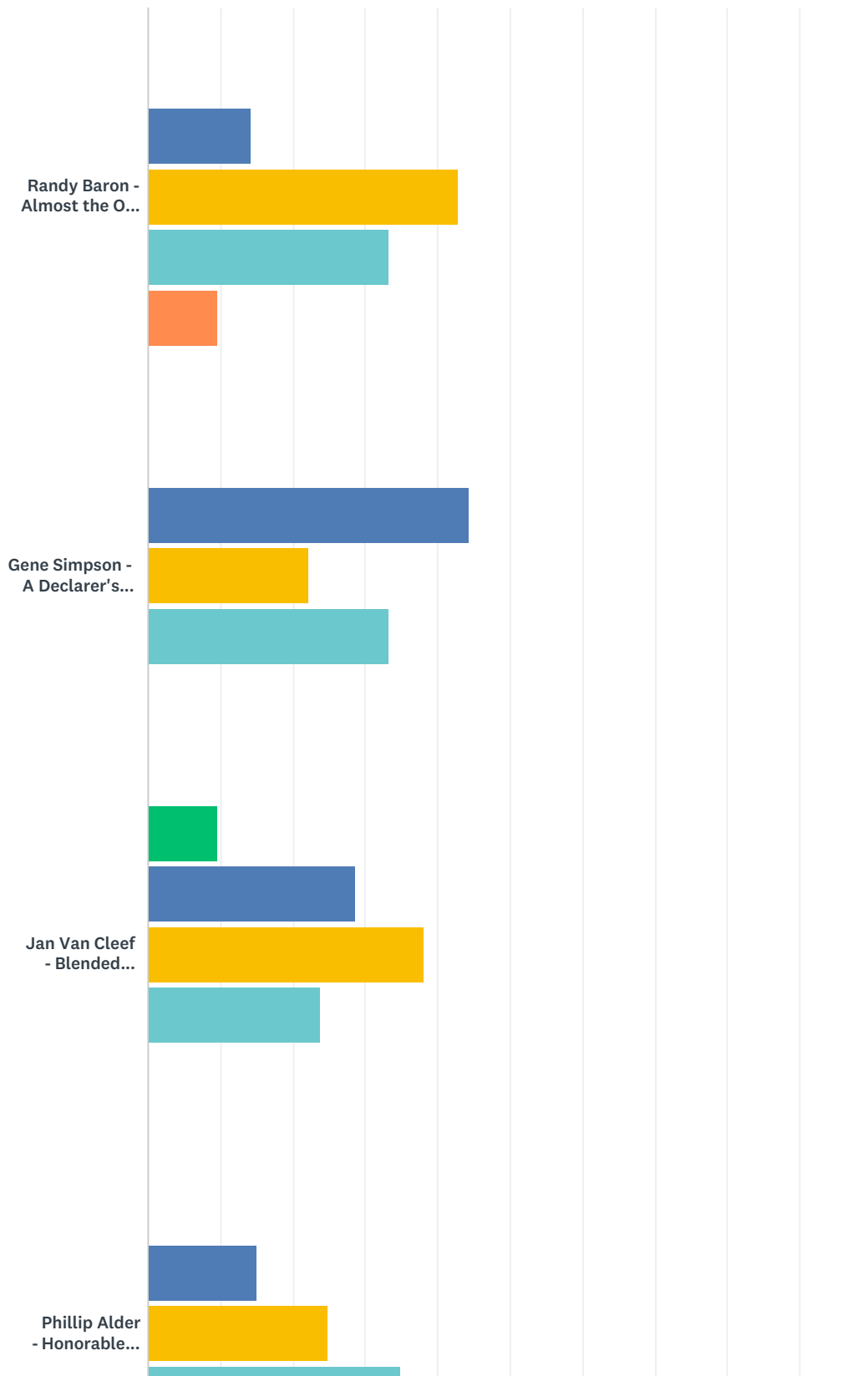


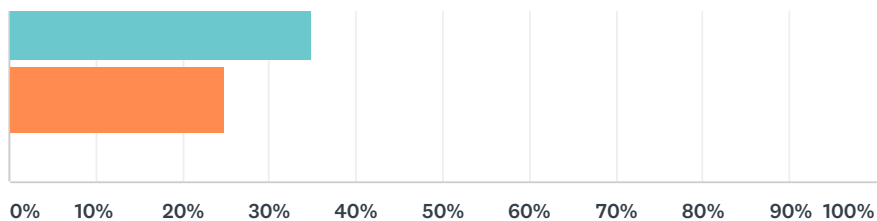
■ Poor
 ■ Fair
 ■ Good
 ■ Very Good
 ■ Excellent

	POOR	FAIR	GOOD	VERY GOOD	EXCELLENT	TOTAL	WEIGHTED AVERAGE
Stephanie Threlkeld - What's New at ACBL	0.00% 0	18.18% 4	36.36% 8	18.18% 4	27.27% 6	22	3.55
Brenda Manning - Inside The Bridge Teacher's Head	4.55% 1	4.55% 1	27.27% 6	9.09% 2	54.55% 12	22	4.05
Jeff Bayone - 5 Weeks to Beginning Bridge	4.55% 1	31.82% 7	27.27% 6	27.27% 6	9.09% 2	22	3.05
Jim Maier - What's New at Baron Barclay	0.00% 0	27.27% 6	36.36% 8	22.73% 5	13.64% 3	22	3.23
Eddie Wold & Bob Morris - Keycard with a Kickback	0.00% 0	4.76% 1	33.33% 7	19.05% 4	42.86% 9	21	4.00
Jerry Helms - More from the Best of Ask Jerry	0.00% 0	4.55% 1	22.73% 5	31.82% 7	40.91% 9	22	4.09

Q11 On a scale from 1 (lowest) to 5 (highest), please rate the convention presentations on Friday, July 27

Answered: 22 Skipped: 3



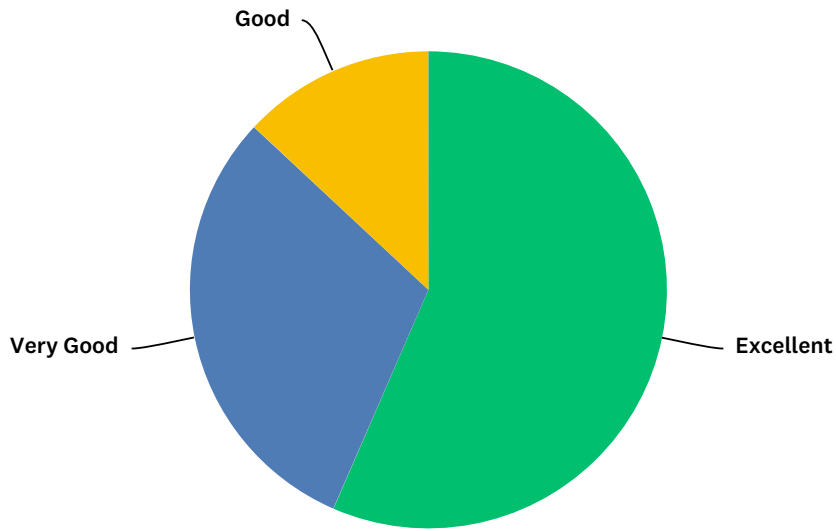


■ Poor
 ■ Fair
 ■ Good
 ■ Very Good
 ■ Excellent

	POOR	FAIR	GOOD	VERY GOOD	EXCELLENT	TOTAL	WEIGHTED AVERAGE
Randy Baron - Almost the Only Bridge Book you'll Ever Need	0.00% 0	14.29% 3	42.86% 9	33.33% 7	9.52% 2	21	3.38
Gene Simpson - A Declarer's Workbook : A Text for Multiple Class Series for Improving Players	0.00% 0	44.44% 8	22.22% 4	33.33% 6	0.00% 0	18	2.89
Jan Van Cleef - Blended Bridge Learning - Bid 72: A tool for New Players	9.52% 2	28.57% 6	38.10% 8	23.81% 5	0.00% 0	21	2.76
Phillip Alder - Honorable Plays	0.00% 0	15.00% 3	25.00% 5	35.00% 7	25.00% 5	20	3.70

Q12 Overall how would you rate the convention hospitality?

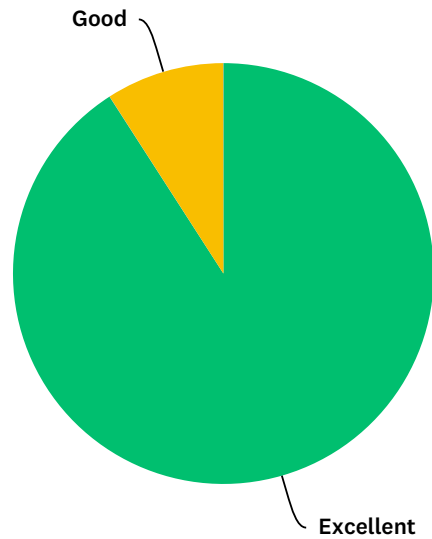
Answered: 23 Skipped: 2



ANSWER CHOICES	RESPONSES	
Excellent	56.52%	13
Very Good	30.43%	7
Good	13.04%	3
Fair	0.00%	0
Poor	0.00%	0
TOTAL		23

Q13 If you attended the Tour of Fox Theatre, how would you rate it?

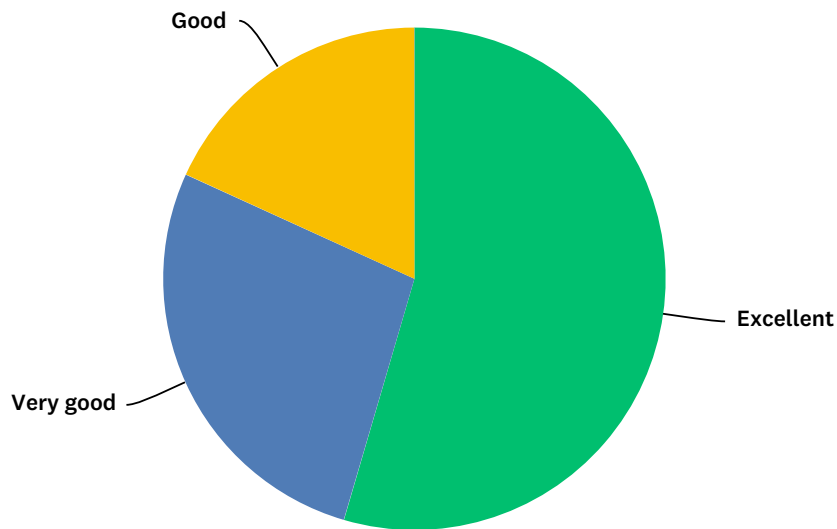
Answered: 11 Skipped: 14



ANSWER CHOICES	RESPONSES	
Excellent	90.91%	10
Very good	0.00%	0
Good	9.09%	1
Fair	0.00%	0
Poor	0.00%	0
TOTAL		11

Q14 If you attended the Wednesday dinner at Baraonda, how would you rate it?

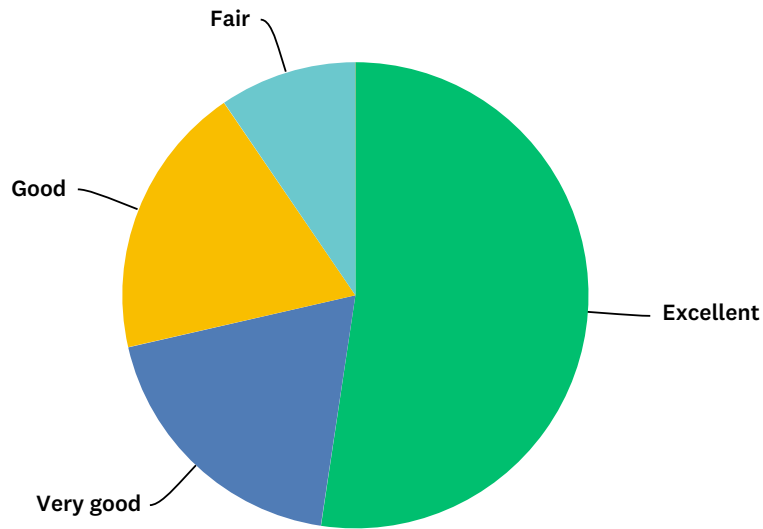
Answered: 11 Skipped: 14



ANSWER CHOICES	RESPONSES	
Excellent	54.55%	6
Very good	27.27%	3
Good	18.18%	2
Fair	0.00%	0
Poor	0.00%	0
TOTAL		11

Q15 If you attended the banquet, how would you rate the banquet dinner?

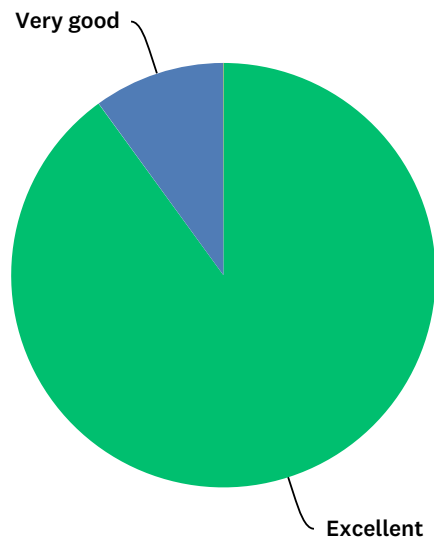
Answered: 21 Skipped: 4



ANSWER CHOICES	RESPONSES	
Excellent	52.38%	11
Very good	19.05%	4
Good	19.05%	4
Fair	9.52%	2
Poor	0.00%	0
TOTAL		21

Q16 If you attended the banquet, how would you rate the Pro-Panel discussion?

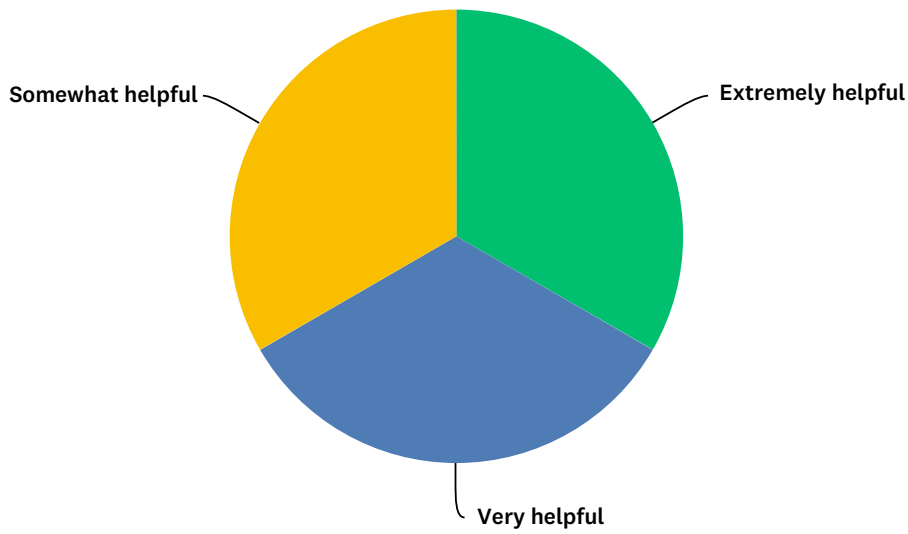
Answered: 20 Skipped: 5



ANSWER CHOICES	RESPONSES	
Excellent	90.00%	18
Very good	10.00%	2
Good	0.00%	0
Fair	0.00%	0
Poor	0.00%	0
TOTAL		20

Q17 Overall, how helpful was the content presented at the convention?

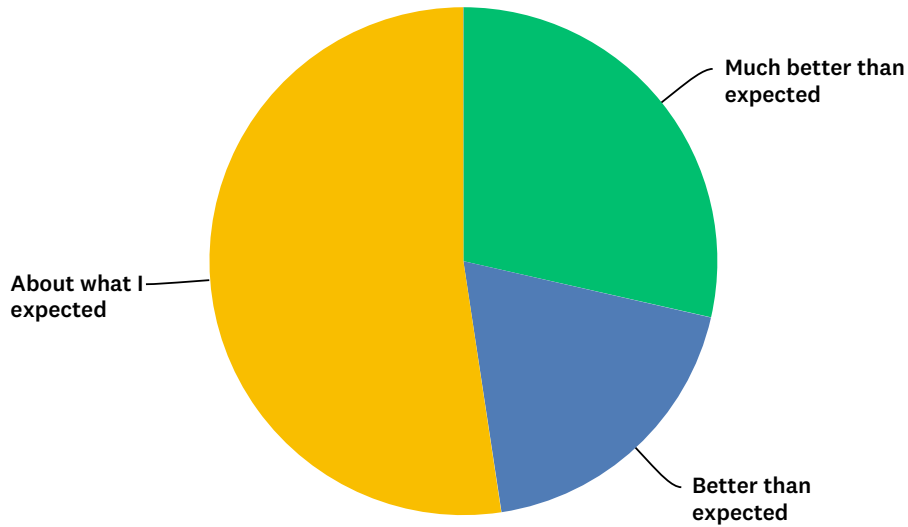
Answered: 21 Skipped: 4



ANSWER CHOICES	RESPONSES	
Extremely helpful	33.33%	7
Very helpful	33.33%	7
Somewhat helpful	33.33%	7
Not so helpful	0.00%	0
Not at all helpful	0.00%	0
TOTAL		21

Q18 Overall, which one of the following best describes your reaction to the convention?

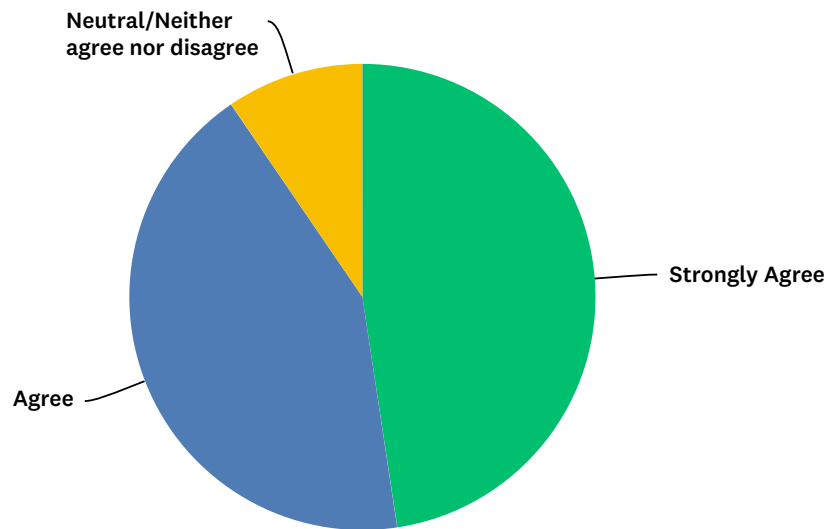
Answered: 21 Skipped: 4



ANSWER CHOICES	RESPONSES	
Much better than expected	28.57%	6
Better than expected	19.05%	4
About what I expected	52.38%	11
Worse than expected	0.00%	0
Much worse than expected	0.00%	0
TOTAL		21

Q19 Overall, the convention gave me an opportunity for professional growth.

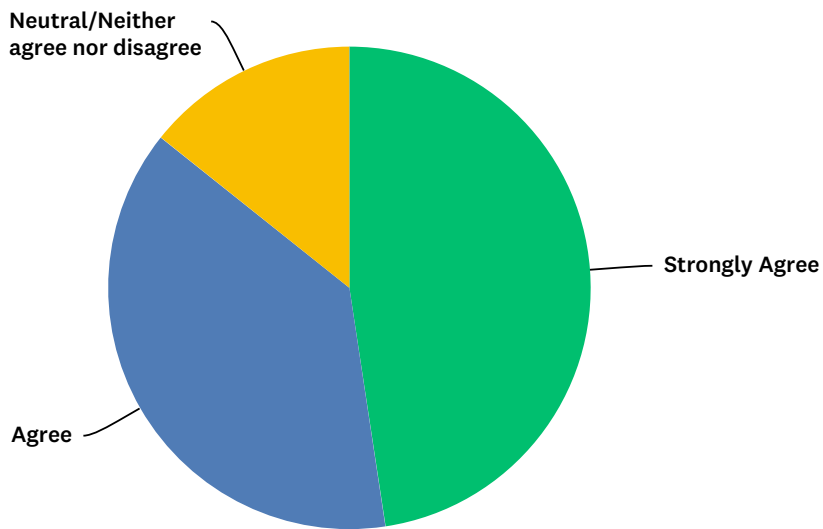
Answered: 21 Skipped: 4



ANSWER CHOICES	RESPONSES	
Strongly Agree	47.62%	10
Agree	42.86%	9
Neutral/Neither agree nor disagree	9.52%	2
Disagree	0.00%	0
Strongly Disagree	0.00%	0
TOTAL		21

Q20 Overall, the convention gave me an opportunity to network with and learn from other ABTA members.

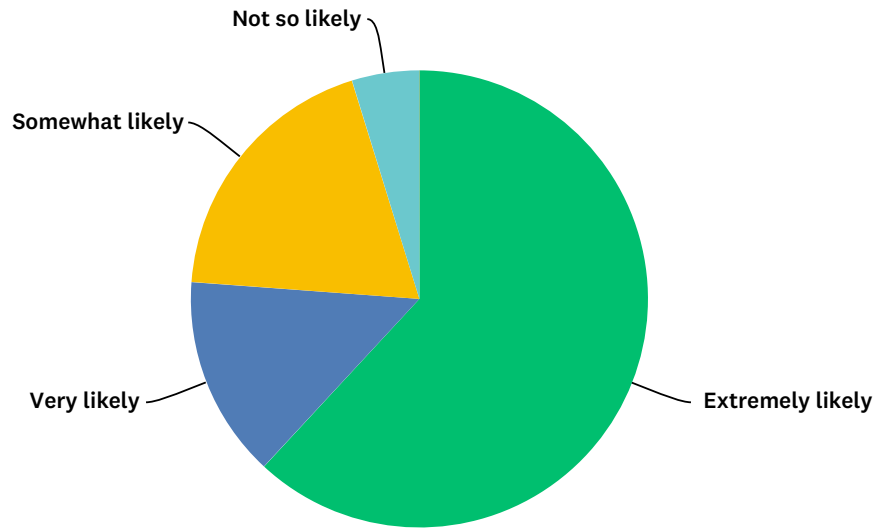
Answered: 21 Skipped: 4



ANSWER CHOICES	RESPONSES	
Strongly Agree	47.62%	10
Agree	38.10%	8
Neutral/Neither agree nor disagree	14.29%	3
Disagree	0.00%	0
Strongly Disagree	0.00%	0
TOTAL		21

Q21 How likely are you to attend another convention in the future?

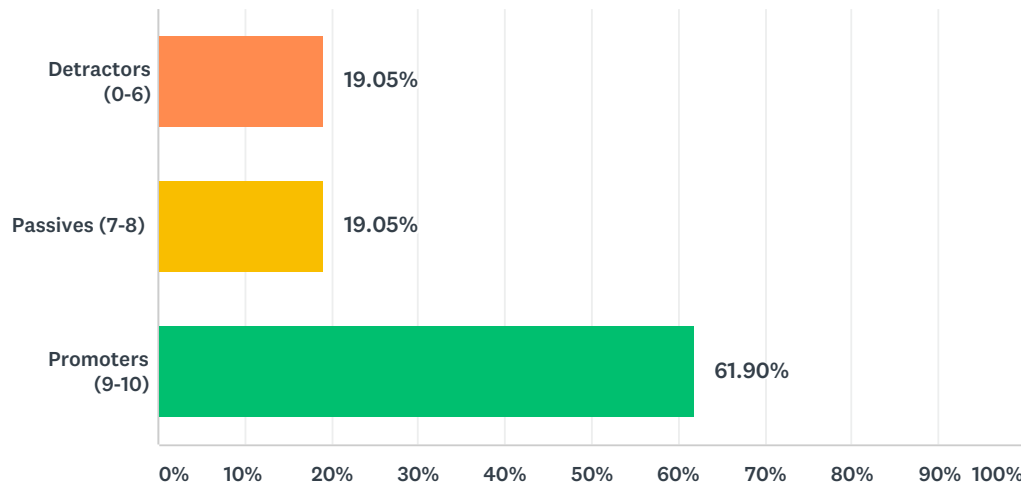
Answered: 21 Skipped: 4



ANSWER CHOICES	RESPONSES	
Extremely likely	61.90%	13
Very likely	14.29%	3
Somewhat likely	19.05%	4
Not so likely	4.76%	1
Not at all likely	0.00%	0
TOTAL		21

Q22 How likely is it that you would recommend the ABTA convention to a friend or colleague?

Answered: 21 Skipped: 4



DETRACTORS (0-6)	PASSIVES (7-8)	PROMOTERS (9-10)	NET PROMOTER® SCORE
19.05%	19.05%	61.90%	43
4	4	13	

Q23 What changes would you suggest to improve future conventions?

Answered: 10 Skipped: 15

Q24 List topics or areas of interest you would like ABTA to consider for the 2019 convention

Answered: 7 Skipped: 18