


# One Voice—One Vote—Be Heard!



## Register

### WHO Can Vote?

- US citizen
- 18 by MAY 18
- PA resident for 30 days before an election

## Register

### HOW Do I Register?

- ONLINE
- In-person
- By mail- *Already registered?*
  
- See more, at [VotesPA.com](https://www.VotesPA.com)



## Register

WHEN: NOW! Or Well Before Deadlines!  
MAY 3 to register  
MAY 11 to apply for Mail-in Ballot  
MAY 18: VOTE on ELECTION DAY

## Election Day In-person

### WHERE Do I Vote?

- Voter Registration ID Card shows Polling Place- Check Registration at [VotesPA.com](https://www.VotesPA.com)
- Need approved ID your first time in a Polling Place



## Election Day

### In-person

### HOW Do I Vote?

- Travel by car, bus, walk
  - Use PAPER Ballot at Polling Place
- OR VOTE by MAIL-IN Ballot (OVER)

## Election Day In-person

### Polling Place PROBLEMS?

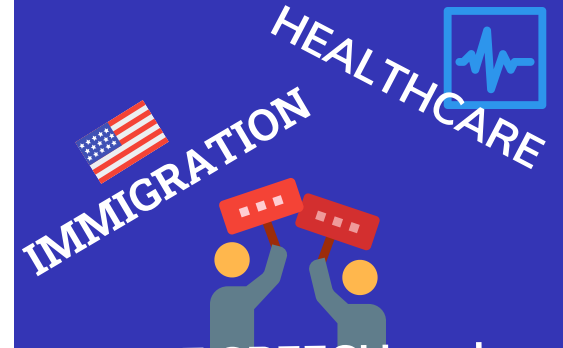


- See Election Protection Coalition
- 866-687-8683
- 888-VE-Y-VOTA

# WHY VOTE



COVID-19 PANDEMIC




IMMIGRATION HEALTHCARE

FREE SPEECH and PEACEFUL PROTEST



THE ECONOMY



POLICING



LGBTQ+



CLIMATE



VOTE TO BE HEARD!

# One Voice—One Vote—Be Heard! (back)



## RESOURCES

[VotesPA.com](http://VotesPA.com)

Official PA site to register, change address or political party, apply for Mail-in Ballot, and more.

## RESOURCES

[Vote411.org](http://Vote411.org)

LEAGUE of WOMEN VOTERS site to find:

- VOTERS' GUIDE with Candidate Information will go live before election

[www.lwvpggh.org](http://www.lwvpggh.org)



## RESOURCES

ALLEGHENY COUNTY ELECTIONS OFFICE

542 Forbes Avenue  
Suite 609  
Pittsburgh, PA 15219  
412-350-4500

## MAIL-IN VOTING

- INSTEAD of In-person voting
- APPLY for Mail-in Ballot if you wish
- NO EXCUSE needed in PA
- Unique barcode assigned to EACH voter



## MAIL-IN VOTING

APPLY AFTER MAR 29

- ONLINE: [VotesPA.com](http://VotesPA.com)-Need Driver's License OR PennDOT ID
- BY MAIL: Can use last 4 digits of SS#
- In-person or call the Elections Office

## MAIL-IN VOTING

- RECEIVE Ballot: Mark it *Carefully!*
- Put in Secrecy Envelope/SEAL
- Put in Official Self-Addressed, Return "Declaration" Envelope- SIGN and SEAL
- Mail EARLY or Take to Election Office



## WHO DO I VOTE FOR?



WHERE do I find RELIABLE ELECTION and CANDIDATE information?

- [www.ontheissues.org](http://www.ontheissues.org)
- [www.votesmart.org](http://www.votesmart.org)
- [www.politifact.com/](http://www.politifact.com/)
- [Vote411.org](http://Vote411.org)
- LWVPGH Streamed Forums

## PROBLEMS VOTING?



- Forgot your ID: if possible go home to get it.
- Questions? Ask an election official for help!
- Mail-in Ballot not received in time? Vote in-person and ASK for a PROVISIONAL BALLOT.

© 2020 [League of Women Voters of Greater Pittsburgh](http://League of Women Voters of Greater Pittsburgh)  
[civic.education@lwvpggh.org](mailto:civic.education@lwvpggh.org)