



ANNUAL REPORT

2014 Year End

Membership

We opened with 98 members and ended 2014 with 134. We are multigenerational – our youngest is 36 and our oldest is 98.

We have two types of memberships: standard and social; 65% are standard members eligible for the broad scope of Village services. Social members attend educational and social programs. Over 14% of our members pay reduced fees given their income limitations.

On our first anniversary, 95% of our members renewed.

Development

Memberships do not fully cover the cost of operations. Our Founding Donors Campaign seeks to raise \$80,000, as a reserve for long-term financial sustainability. By year end, over 60% of our goal was reached. All board members are Founding Donors.

In 2014 we dedicated our December Annual Appeal to our reduced fee membership program and raised \$13,000.

We were able to offer reduced fee membership to all eligible applicants with a combination of grants and our Annual Appeal.



Dear Friends,

The Foggy Bottom West End Village has been on an exciting journey. From the two-year planning stage through our grand opening in October 2013 until today, we have been able to meet critical deadlines with the help of many individuals, board members, and community organizations. We have exceeded our own expectations and goals in membership, volunteer services and programming, and we have evolved into a mature organization.

We are well positioned to continue this journey for years to come, inviting more fellow travelers to join us. As you read this first annual report, consider how we might together make this journey more fulfilling, exciting, and caring. We welcome your ideas and your participation as we travel together as a Village.

Sincerely

Susan B. Haight

Board President

Bob McDonald

Executive Director



Volunteer Services

For the 15 months ending December 31, 2014, our members made 357 service requests resulting in 527 service hours being provided by our great team of vetted volunteers.

This has been one of our biggest strengths. As with most villages, one of our major challenges is to help members realize it is OK to ask for assistance.

- 60% of eligible members requested and received volunteer services from 60% of our volunteers
- 78% of requests are for weekday, daytime hours; 22% for evening or weekend hours
- 30% of volunteers have provided services for the organization, such as serving on Village committees
- We have enlisted students to help members, particularly with technology and check-in phone calls

Members also turned to our staff to help them in problem solving, finding neighborhood providers, and navigating the health care system.

Our Offerings

Since our inception, we have offered our members volunteer services, health and wellness programs, educational lectures, tours to local sites, and other social events – all of which allowed people to connect in new ways and with new people within the Village.

One of our accomplishments is establishing a multi-faceted approach to health care. We conducted an exhaustive study of home health providers allowing us to develop partnerships with those who promise the best in care whether prescribed by a member's physician or recommended for a member's well-being.

As part of our program offerings, we also explored health and wellness topics including dealing with low vision, hearing loss, exercise, caregiving, healthy diet, and meditation.

Out of these explorations came a balance class, a caregivers' support group, a meditation group, a dancing for exercise class, and a Qi Gong series.

As we continued on this journey, we evaluated our work by conducting a satisfaction survey in April 2014. The results showed an overwhelming majority of members had their needs and expectations met or exceeded.



Our 2014 Story in Charts



Programs

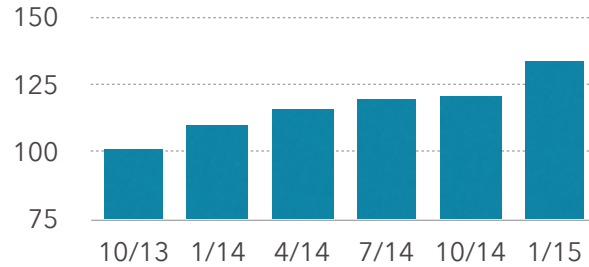
Our numerous programs including wellness workshops, arts and cultural experiences, coffee klatches, happy hours, author talks and garden tours, to name a few.

The Village hosted approximately 213 programs and affinity groups in which members enjoyed nearly 1,200 hours learning and fun.

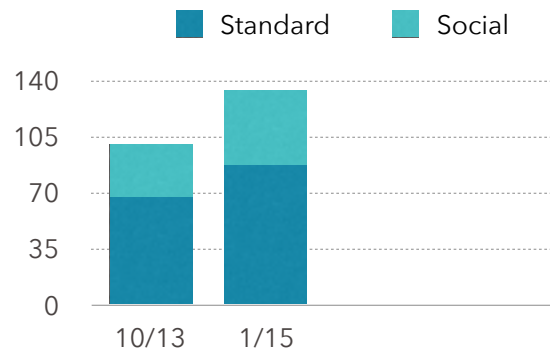
Our very popular Happy Hours continued and our successful “Between the Holidays Potluck Dinner” especially delighted those who find the holidays difficult.

We found that there are many hidden talents in our membership and tapping these can be a rewarding experience.

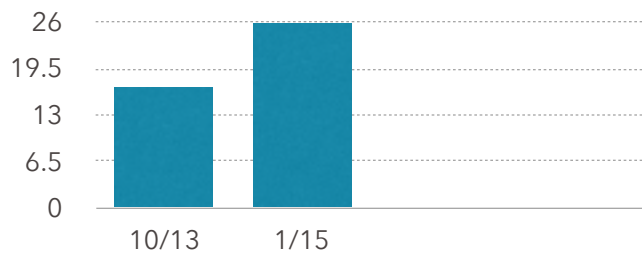
When Villagers gather, we found that we were not just enjoying a stimulating, informative or fun program, but also forming new friendships and building a more cohesive community in Foggy Bottom and the West End.



Number of Members

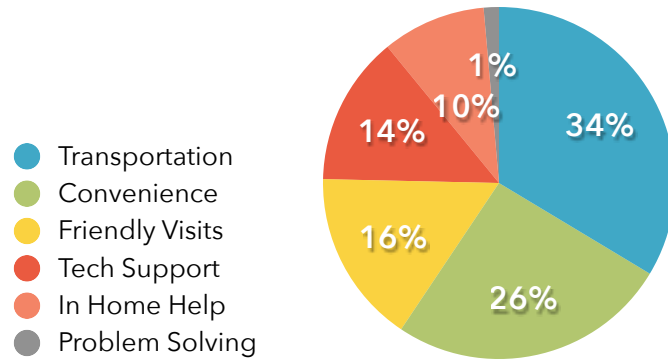


Membership Type

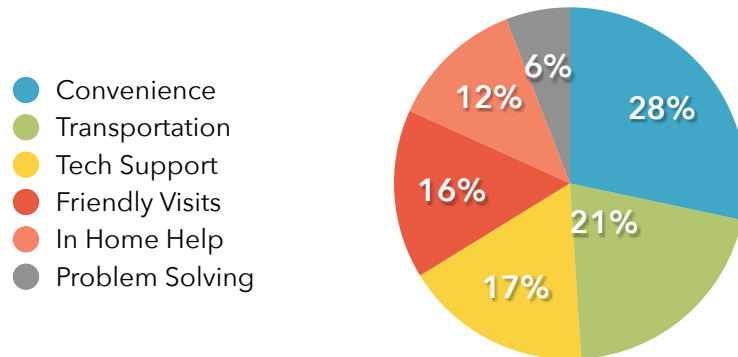


Reduced Fee Memberships

Services to Members



Volunteer Requests



Volunteer Hours Provided (527 hours)

For the Foggy Bottom West End Village, 2014 marked the organization’s first full year of operation and corresponding financial performance. Actual revenues were 95% of budget, while expenses were 83% of budget. This resulted in a surplus for the year of \$13,390, which aids the FBWE Village in building a prudent reserve to manage the ebb and flow when we realize future revenue and incur expenses.

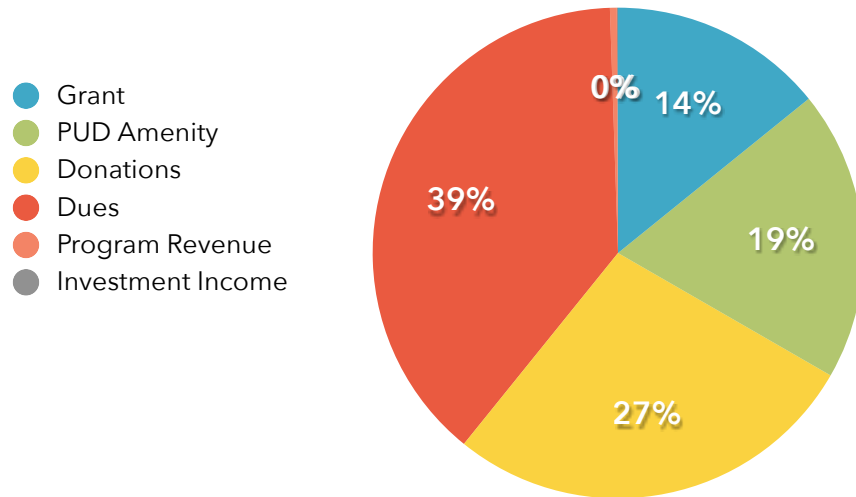
The FBWE Village, like all villages, generates revenue from two primary sources — membership dues and donations. In 2014, membership dues represented 39% of total revenue. As the FBWE Village continues to add members, our reliance on donations from individuals and organizations will lessen somewhat. Practically, we recognize donations will always be an important part of our revenue mix, and we are thankful for the community support. Our largest expense is payroll and related taxes for our full-time executive director, accounting for 65% of total expenses. About 78% of his time is spent managing membership services and programs.

The following reflect management-prepared financial statements. The Village operates on a fiscal calendar year.

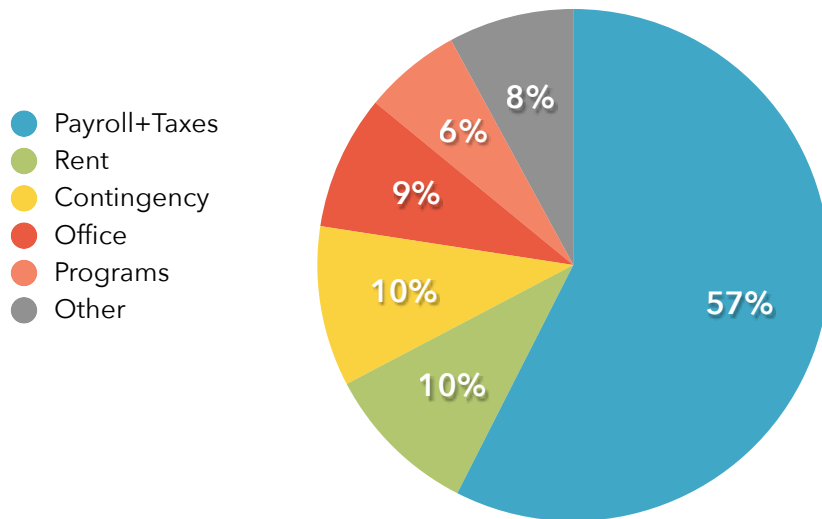
Statement of Activities 2014			
Revenue		Expenses	
Grant	20,000	Payroll Expense	49,397
PUD Amenity*	27,000	Payroll Taxes	20,854
Donations	38,788	Liability Insurance	5,487
Membership Dues	54,578	Rent*	12,000
Program Revenue	640	Office Equipment*	2,593
Investment Income	107	Office Genl Admin	7,799
Total Revenue	\$141,083	Membership Svcs	3,748
		Programs	7,502
In-Kind Donations		Marketing	2,005
Legal Services	39,000	Trade Assn Dues	1,436
Furniture	5,000	Board Planning	2,500
Miscellaneous	875	Contingency*	12,372
Total In-Kind Donations	\$44,875	Total Expenses	\$127,693

*FBWE Village received a “community amenity” of \$100,000 as part of a planned unit development (PUD). Up to \$15,000 was stipulated to be used for leasehold improvements and other office set-up expenses such as computer and printers. The balance covers monthly rent.

Revenue



Expenses



Donors

Matthew Abrams	Letitia Gardner	Wendy Pallett
Anonymous	Lorna Grenadier	Joy Gail Raywid
Lynnette Asselin	Anders & Beverly Gyllenhaal	Elaine Ross
Liane Atlas	Susan Haight	Claudia Schechter
Eleanor Becker	Hugh Hart	Jane Scholz & Douglas Balz
Dava Berkman	Edward Hurwitz	John Seichter
Mary Bernstein-Hunter	David Insinga	Jane Selby
Elizabeth Boxman	Zelda Kapner	Ann Sheffield
A.W. Castleman	Jean Keppler	Sally Sherman
Anna Chisman	Sherri Kimbel	Adele Silver
Claire Ciftci	Albert Kramer	Bobbie Thorberg
John H. Clark	Phyllis Kramer	Carl Vacketta
Rebecca Coder	Jacqueline Lemire	Denise Vogt
Cal Copp	Robert McDonald	Leslie Weiner
Leslie deVeau	Linda Mazzochi	Sandra Welch
Lucille Duprat	Morton Mintz	John Williams
Patricia Edwards	Agnes Nuval	C.B. Wooldridge
Joelle Egger	Trevor & Deborah Neve	Leslie Woolf
Jack Evans	Catherine O'Brien	Monroe Wright
Ruthmarie Finley	Vivian Otteman	Jeanne Zeydel
FBA D & I Corp.	Paul O'Leary	John Whyte

Board of Directors



Back Row: Carl Vacketta, Monroe Wright, John Seichter, Rebecca Coder, Bill Armistead, CB Woolridge; Second from the Back: Myrna Fawcett, Susan Haight; Front Row: Beverly Gyllenhaal, Mary Bernstein, Lorna Grenadier; Missing: Jackie Lemire

Supporters

September 1, 2015

American University	GWU Physical Therapy	The Age Friendly Initiative
ANC 2A	GWU Friends	The Capital Area Food Bank
Art Safari	Sue Headlee	The Columbia Residences
Arts in Foggy Bottom	Pam Holland	Trader Joe's
James Bray	Home Care Assistance	Tri-Delt Sorority
Caroline Buttes	Iona Senior Services	Sally Von Summer
Jackson Carnes	Charmaine Jamias	Univ. of California Berkeley
Tyrone Cave	Bishop James Jelinek	Village to Village Network
Stephanie Chong	Beth Kanter LCSW	Washington Area Villages Exchange (WAVE)
Melissa Collins	Dr. Mikhail Kogan	Washington Consumer's Checkbook
Dr. James Cooper	Gail Kohn	West End Cinema
Robert Dallek	Phyllis Kramer	West End Citizens Association
Dancy/Smith LLC	Susan Lampton	West End Library
DLA Piper Global Law	US Rep. John Lewis	Western Presbyterian Church
Jason Dring	Saul Lilienstein	Joyce White
John Eaton	Low Vision Info Center	Liliane Willens
Eagle Bank	Myra MacPherson	Sandy Wilson
Encore Creativity, Inc.	Melrose Hotel	
Peggy Engel	Chief John Mooney	<i>Membership Receptions</i>
Prof. Amitai Etzioni	Dr. T.J. Myers	Claridge House
Councilmember Jack Evans	Myrna Fawcett Law	Columbia Plaza
Family and Nursing Care	National Co-op Bank	Emerson House
Foggy Bottom Association	Jane Redmon	Historic District Row Houses
Maryann Friedman	Reingold LINK, Inc.	Potomac Plaza
George Washington University	RIS	Potomac Plaza Terrace
Prof. C.R. Gibbs	St. Mary's Court	The Columbia Residence
Tori Goldhammer	St. Paul's Parish	The Plaza
Mayor Vincent Gray	St. Stephen's Catholic Church	The Ritz Residences
GWU Memory Disorders	Rolando Serra	The Westbridge
GWU Health Insurance Counseling	Nina Sichel	Watergate East
GWU Integrative Medicine	Tom Sullivan	Watergate South
	Dr. Kerry Susser	Watergate West