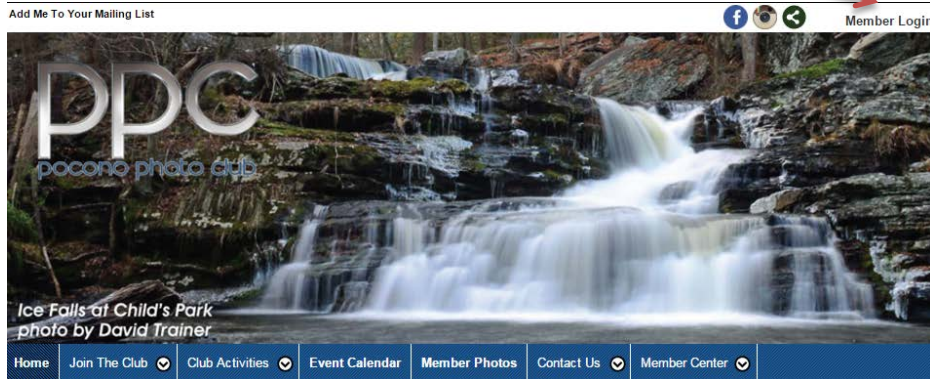
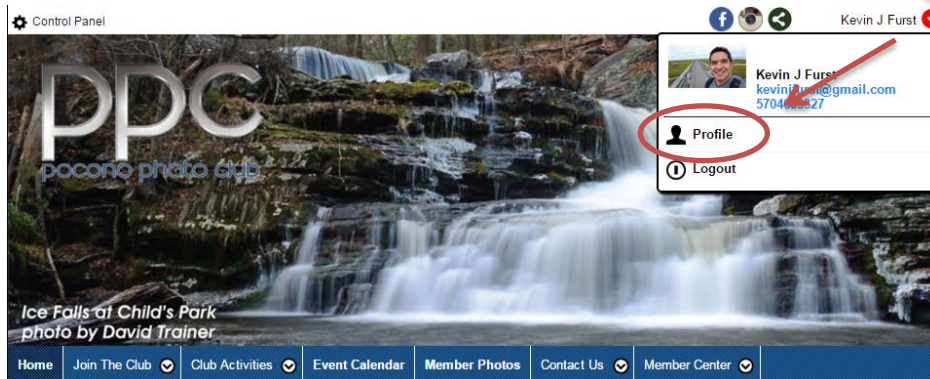


HOW TO UPLOAD PHOTOS

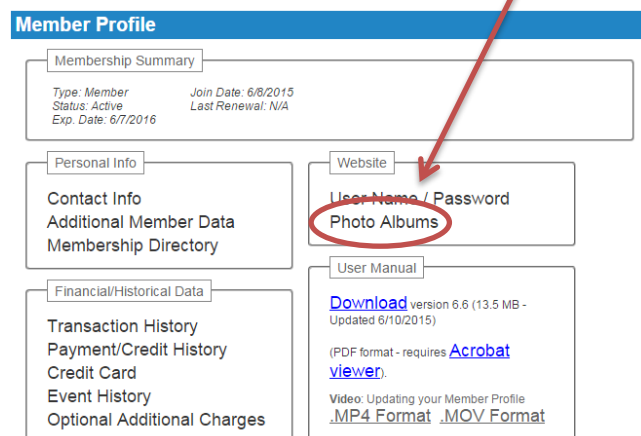
Log-in to your account. Click **Member Login**.



Hover over your name and click on **Profile**.



In **Member Profile**, click on **Photo Albums**.



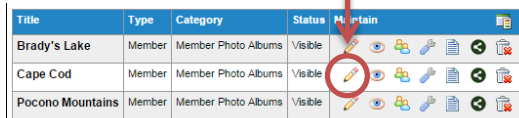
In **Photo Album Manager**, click on **Add Photo Album**.



In **Photo Album Configuration**, add you Album Name and complete the other options if you desire > Click **Save**.



Clicking **Save** will bring you back **Photo Album Manager**. To upload photos, click the **pencil** icon.



In **Edit Photo Album**, select whether you have one or multiple photos to upload. Select your choice and you are on your way to uploading photos.

