

# Mobile Set Up Widget

---

## Introduction

A **Mobile Set Up Widget** is imbedded in the Community Website. It is visible on all mobile devices -- tablets and cell phones with any browsers, including Internet Explorer, Mozilla Firefox, Google Chrome and Apple Safari. This widget is not visible on laptop or desktop computers.

## Log on to the Website Using Your Mobile Device

1. Access the website from your mobile device browser at [cpamberly.net](http://cpamberly.net)
2. Log into the website with your CP login user name and password.
3. You will see the mobile version of your home page. At that point the mobile widget's icons will appear at the bottom of your screen.

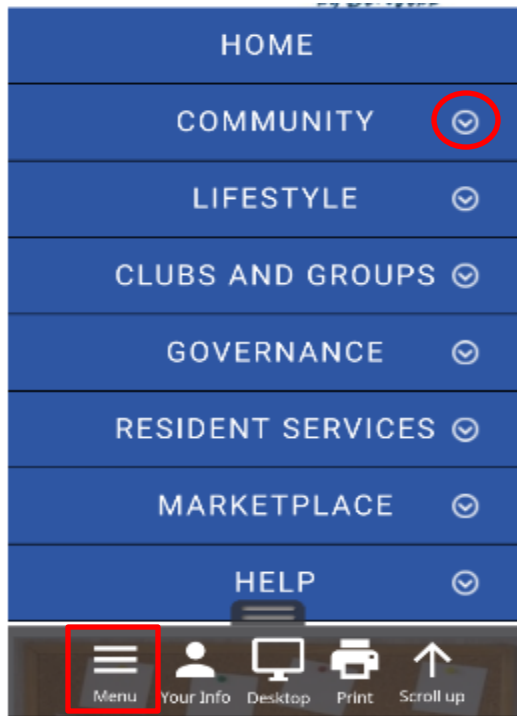


### Important Copyright Notice

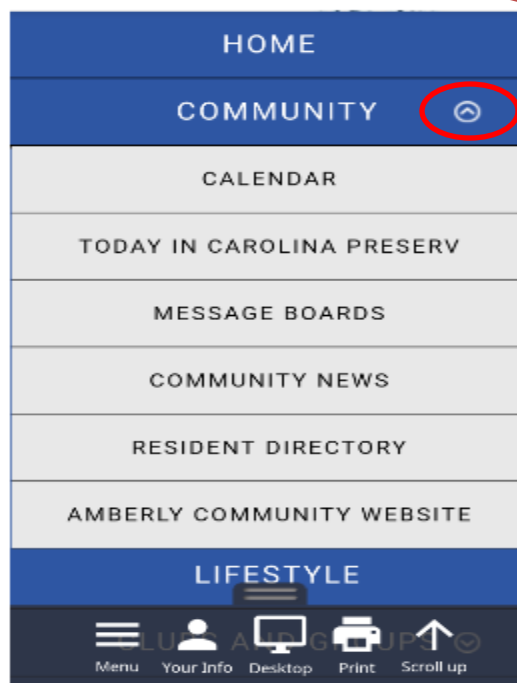
Portions of this document are © Copyright, 2004-2015, Gembrook Systems, LLC – All Rights Reserved.  
Used with permission by Carolina Preserve at Amberly.

## Use the Website in Mobile Mode

4. Click the **Menu** icon in the black bar (as shown below) to see menu
5. Any menu items that have submenus will have an arrow icon next to them.



6. Click on a **submenu**. The submenu items will appear below the submenu name in a different color. From here you can select a page.

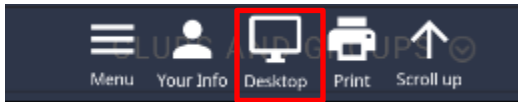


### Important Copyright Notice

Portions of this document are © Copyright, 2004-2015, Gembrook Systems, LLC – All Rights Reserved.  
Used with permission by Carolina Preserve at Amberly.

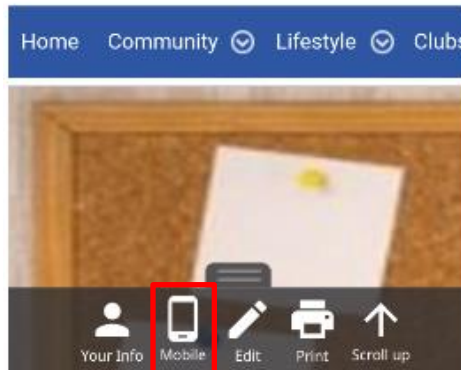
## Use the Website in Full Screen Mode

7. Click the **Desktop** icon to toggle between seeing a full screen view as seen on a PC or seeing the mobile view.



8. In **Desktop** mode the blue ribbon or menu bar will be visible across the upper part of your screen. You will have to pan across the screen to see the whole page.

*Carolina Preserve Wins 2019  
Community Excellence Award!*



9. As shown above, the **Mobile** icon is now visible. Click on the **Mobile** icon to return to the mobile view.

## Accessing Your Profile in Mobile Mode

10. To access your Profile, click on the **Your Info** icon in the Mobile Setup Widget as shown below.



11. See the Quick Start Guide **Update Your Profile** for the more detail about your Profile.

### Important Copyright Notice

Portions of this document are © Copyright, 2004-2015, Gembrook Systems, LLC – All Rights Reserved.  
Used with permission by Carolina Preserve at Amberly.