

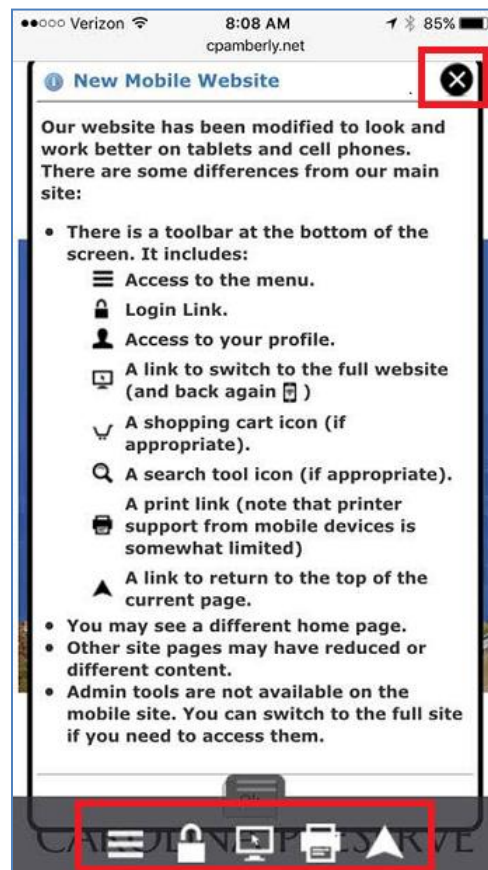
Mobile Set Up Widget

Introduction

A **Mobile Set Up Widget** is imbedded in the Club Express website. Therefore it is visible on all tablets and cell phones and with all browsers, including Internet Explorer, Mozilla Firefox, Google Chrome and Apple Safari.

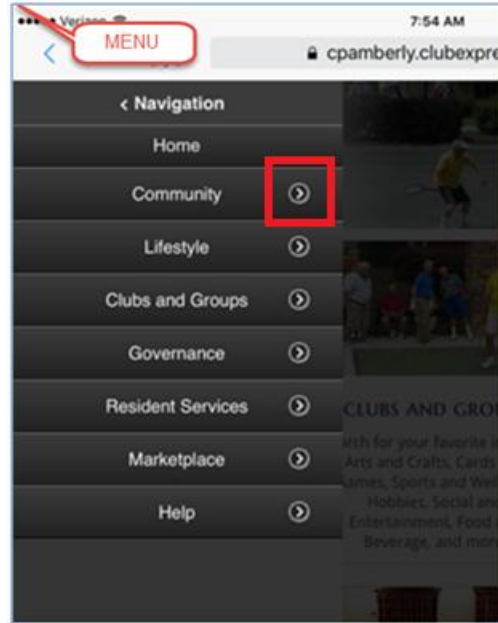
Log on to the Website Using Your Mobile Device

1. The first time you log into the website you will see information about the mobile interface.
2. After reading the information, click the **X** in the top right corner of the instructions.
3. You will see the mobile version of your home page. At that point the mobile widget's icons will appear at the bottom of your screen.

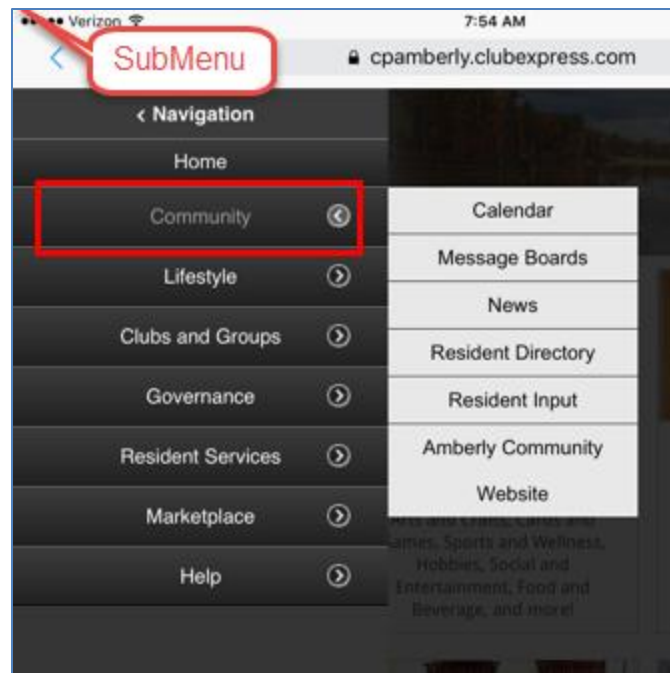


Use the Website in Mobile Mode

1. Click the **Menu** icon to see the menu that is displayed on the blue bar in the PC version. Note the menu appears first and the mobile home page appears below it. Any menu items that have submenus will have an arrow icon next to them.

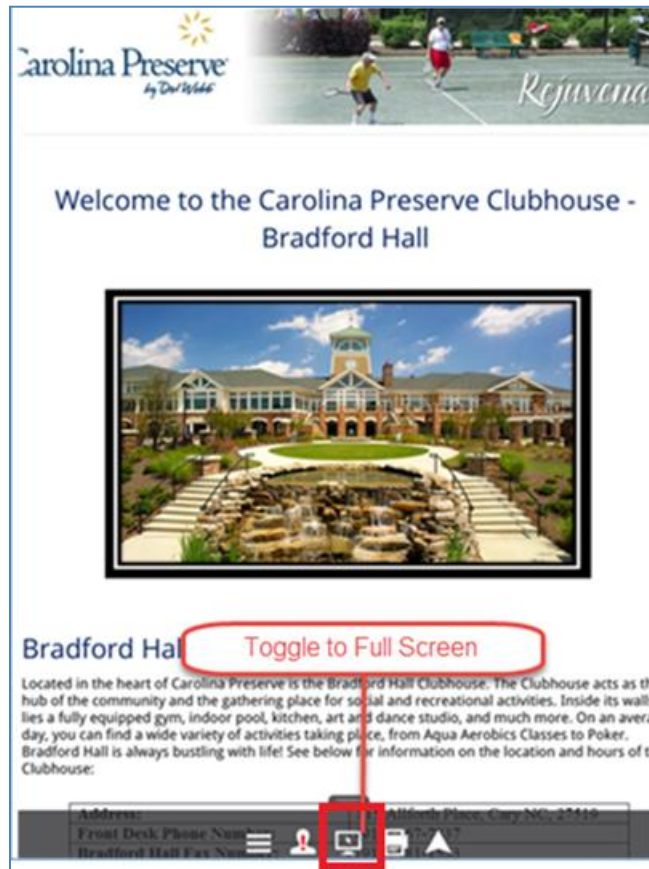


2. Click on a **submenu**. The submenu items will appear beside the submenu name in a different color. From here you can select a page.



Use the Website in Full Screen Mode

1. Click the **screen** icon to toggle between seeing a full screen view as seen on a PC or seeing the mobile view.



Important Copyright Notice

Portions of this document are © Copyright, 2004-2015, Gembrook Systems, LLC – All Rights Reserved.
Used with permission by Carolina Preserve at Amberly.