

RULES OF THE ROAD

CRMC Performance Driving School


Following are the rules that, for everyone's safety, will be followed during the event. You should be familiar with these rules prior to coming to this event. Failure to follow rules and instructions may result in dismissal from the event. The organizers of this event reserve the right to eject anyone acting irresponsibly.


GENERAL


- All participants must be at the drivers meeting each morning. Roll call will be taken! Expect to lose track time if you are not at the meeting.
- Both the driver side window and passenger side window must be fully down at all times when the car is on the race track - **even in the rain**
- No passengers will be allowed in participants' cars other than instructors. Instructors are allowed to take passengers, but no one under 16 years old will be allowed as a passenger on the track other than registered drivers during "hot track" periods.
- Timing of student cars is not permitted. This is not a race school.
- Passing is allowed in designated areas only. Passing shall occur only after a clear signal is given. The passing car will always pass on the right. Passing areas will be discussed at the morning driver meeting and in the classroom.
- When slowing to enter pit road, the driver shall signal by raising his/her arm out the window with a clenched fist and pull over to the left side of the track. Following cars not exiting the track may pass an exiting car very carefully on the right.
- All loose objects must be removed from the passenger compartment and trunk of your car


Flags, except for Green and Checker, will be displayed at the Starter Stand and the corner stations around the road course.


Green Flag:  Track is open and clear. **Displayed only at Starter Stand.**


Yellow Flag (Motionless):  Slow down. Danger ahead. **ABSOLUTELY NO PASSING** is permitted, until completely past the incident, or until past next manned flag station that is not displaying any Yellow Flag(s), whichever comes first. There may be one (1) yellow flag covering more than one incident. There may be several yellow flags before reaching the emergency area. The requirements are still the same, "SLOW DOWN, NO PASSING."


Yellow Flag (waved):  Displayed at all corner stations as needed. Great danger, slow down. Be prepared to stop. **ABSOLUTELY NO PASSING** is permitted, until completely past the incident, or until past the next manned flag station that is not displaying any Yellow Flag(s), whichever comes first. Note: There may be one (1) yellow flag covering more than one incident.


Double Yellow Flags:  Full course yellow condition with pace car exists. Be prepared to encounter a Pace Car and/or emergency vehicles. Drivers should not significantly slow down, but be prepared to encounter a slow moving pack and other local flag conditions. Always obey the local flag conditions at the incident (e.g. waving yellow). **ABSOLUTELY NO PASSING** is permitted until the Pace Car has pulled off AND you have passed the next manned flag station that is not displaying any Yellow Flag(s).


Black Flag (Pointed):  Track Officials want to talk to you. Complete current lap and pull onto pit lane to the "Black Flag" sign for consultation. You have committed a driving infraction or have a mechanical issue with your car.

Black Flag at all Flag Stations:  Normally displayed after a red flag situation. If you see the Black flag at more than one flag station, proceed to pit lane and the paddock.

Checkered Flag:  Session is over. **Shown only at the Starter Stand.** Complete current lap cautiously, exit via pit lane, and return to the paddock. Passing rules remain the same during the checkered flag lap as during the session.

Red Flag:  Emergency. Check your mirrors for closely following cars. Come to an immediate and controlled stop on the right side of the paved track in a safe location.

Blue Flag:  Another vehicle is following very closely and may attempt a pass. The driver receiving the Blue Flag should consider giving a passing signal in the next passing zone.

Pace Car with Flashing Lights On:  Follow the Pace Car maintaining its speed. Do not pass the Pace Car unless instructed to do so by the Pace Car personnel. Passing is only allowed after the Pace Car has pulled off AND you have passed the next manned flag station that is not displaying a yellow flag.