

October 1, 2014

FROM: American Heart Association

SUBJECT: Validity of AHA eCards CPR & First Aid (ECC)


An AHA eCard is the electronic equivalent of a printed AHA course completion card and can be provided to students as an alternative to a printed card. **eCards are valid course completion cards and can be presented to employers as proof of successful completion of an AHA course.** eCards are available only for provider-level courses in the United States.

Security & Validation:

eCards are more secure than printed cards. A three-point verification by the TCC, Instructor and student, is required to issue and claim eCards. eCard information is populated electronically by the TCC or Instructor and can only be altered by the TCC or AHA Customer Service by using AHA's My Cards™. eCards can be easily verified by employers at www.heart.org/cpr/mycards to prove issuance by a valid TC and Instructor aligned with that TC.

Sample of an official AHA eCard:

ACTIVE



Sample Student

has successfully completed

Course Name


eCard Code: YY3456789123

Course Date:
MM/DD/YYYY

Sample Training Center
Training Center ID: ST12345
Training Center Address City, State ZIP CODE

Recommended Renewal Date:
MM/YYYY


Instructor: Sample Instructor
Instructor ID: 01234567891



Scan this code from your mobile device to view your eCard.

Students may view their AHA eCards profile at www.heart.org/cpr/mycards.
Employers, visit www.heart.org/cpr/mycards to validate AHA eCards.

© 2014 American Heart Association. All rights reserved.



has successfully completed

Heartsaver® First Aid CPR AED


Additional Optional Modules:

Child CPR AED

eCard Code: xxxxxxxxxxxx

eHealthCPR
Training Center ID: MO681

Instructor:
Xxxxx Xxxxxx
Instructor ID: xxxxxxxxx



Scan this code from your mobile device to view your eCard.
Students may view their AHA eCards profile at www.heart.org/cpr/mycards.
Employers, visit www.heart.org/cpr/mycards to validate AHA eCards.

eCard Layout:

- **General:** All information on the eCard is digitally populated based on the information entered by your Instructor.
- **Branding:** eCards feature the official AHA logo.
- **Status:** eCards have a diagonal banner in the top left-hand corner indicating whether they are active or expired.
- **Copyright:** All cards have a copyright notice.
- **Dates:** The issue date will appear as the 2-digit month and day and 4-digit year. The recommended renewal date will appear as the 2-digit month and 4-digit year, 2 years from the issue date.
- **eCard code:** The eCard code is printed below the course name. The format of the code is the last 2 digits of the year the eCard was issued, followed by a 3-digit course code and a 7-digit random number. This code may be used by students or employers to access and verify eCards at www.heart.org/cpr/mycards.
- **Modules:** For Heartsaver cards, the optional modules completed will be listed below the course name.
- **QR code:** eCards feature a QR code, which can be scanned with a mobile device to view the eCard.
- **Verification:** eCards include the website address where students and employers can view or verify eCards.