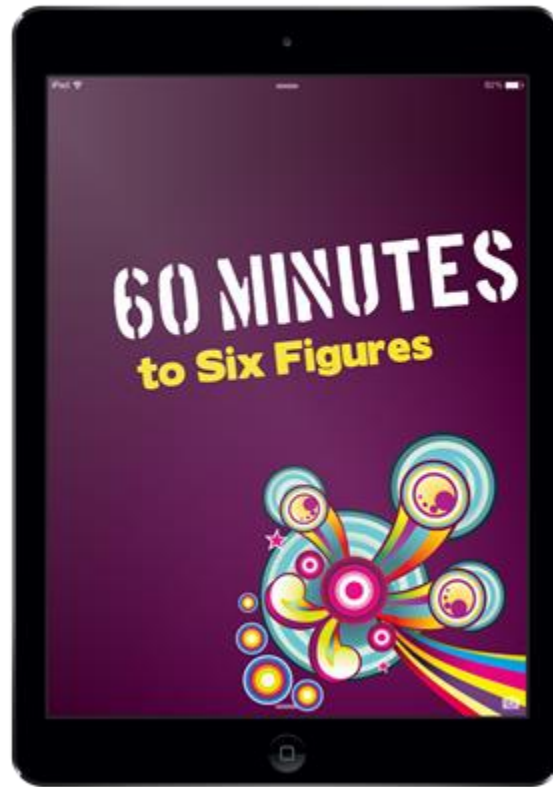


60 Minutes to Six Figures



60 Minutes to Six Figures

*Earn A Six-Figure Passive & Consistent Income
In Just 60 Minutes A Day...*

60 Minutes to Six Figures

Earnings & Income Disclaimer

EARNINGS AND INCOME DISCLAIMER FOR
VIDEO BRISK LLC

ANY EARNINGS OR INCOME STATEMENTS, OR EARNINGS OR INCOME EXAMPLES, ARE ONLY ESTIMATES OF WHAT WE THINK YOU COULD EARN. THERE IS NO ASSURANCE YOU'LL DO AS WELL. IF YOU RELY UPON OUR FIGURES, YOU MUST ACCEPT THE RISK OF NOT DOING AS WELL.

WHERE SPECIFIC INCOME FIGURES ARE USED, AND ATTRIBUTED TO AN INDIVIDUAL OR BUSINESS, THOSE PERSONS OR BUSINESSES HAVE EARNED THAT AMOUNT. THERE IS NO ASSURANCE YOU'LL DO AS WELL. IF YOU RELY UPON OUR FIGURES; YOU MUST ACCEPT THE RISK OF NOT DOING AS WELL.

ANY AND ALL CLAIMS OR REPRESENTATIONS, AS TO INCOME EARNINGS ON VIDEO BRISK LLC, ARE NOT TO BE CONSIDERED AS AVERAGE EARNINGS. THERE CAN BE NO ASSURANCE THAT ANY PRIOR SUCCESSES, OR PAST RESULTS, AS TO INCOME EARNINGS, CAN BE USED AS AN INDICATION OF YOUR FUTURE SUCCESS OR RESULTS.

MONETARY AND INCOME RESULTS ARE BASED ON MANY FACTORS. WE HAVE NO WAY OF KNOWING HOW WELL YOU WILL DO, AS WE DO NOT KNOW YOU, YOUR BACKGROUND, YOU'RE WORK ETHIC, OR YOUR BUSINESS SKILLS OR PRACTICES. THEREFORE WE DO NOT GUARANTEE OR IMPLY THAT YOU WILL GET RICH, THAT YOU WILL DO AS WELL, OR MAKE ANY MONEY AT ALL. THERE IS NO ASSURANCE YOU'LL DO AS WELL. IF YOU RELY UPON OUR FIGURES; YOU MUST ACCEPT THE RISK OF NOT DOING AS WELL.

INTERNET BUSINESSES AND EARNINGS DERIVED THERE FROM, HAVE UNKNOWN RISKS INVOLVED, AND ARE NOT SUITABLE FOR EVERYONE. MAKING DECISIONS BASED ON ANY INFORMATION PRESENTED IN OUR PRODUCTS, SERVICES, OR WEB SITE, SHOULD BE DONE ONLY WITH THE KNOWLEDGE THAT YOU COULD EXPERIENCE SIGNIFICANT LOSSES, OR MAKE NO MONEY AT ALL.

ALL PRODUCTS AND SERVICES BY VIDEO BRISK LLC ARE FOR EDUCATIONAL AND INFORMATIONAL PURPOSES ONLY. USE CAUTION AND SEEK THE ADVICE OF QUALIFIED PROFESSIONALS. CHECK WITH YOUR ACCOUNTANT, LAWYER OR PROFESSIONAL ADVISOR, BEFORE ACTING ON THIS OR ANY INFORMATION.

USERS OF OUR PRODUCTS, SERVICES AND WEB SITE ARE ADVISED TO DO THEIR OWN DUE DILIGENCE WHEN IT COMES TO MAKING BUSINESS DECISIONS AND ALL INFORMATION, PRODUCTS, AND SERVICES THAT HAVE BEEN PROVIDED SHOULD BE INDEPENDENTLY VERIFIED BY YOUR OWN QUALIFIED PROFESSIONALS. OUR

60 Minutes to Six Figures

INFORMATION, PRODUCTS, AND SERVICES ON VIDEO BRISK LLC SHOULD BE CAREFULLY CONSIDERED AND EVALUATED, BEFORE REACHING A BUSINESS DECISION, ON WHETHER TO RELY ON THEM. BY PURCHASING AND USING THIS INFORMATION, YOU AGREE THAT OUR COMPANY, ITS PARTNERS AND ASSOCIATES ARE NOT RESPONSIBLE FOR THE SUCCESS OR FAILURE OF YOUR BUSINESS DECISIONS RELATING TO ANY INFORMATION PRESENTED BY VIDEO BRISK LLC, OR OUR COMPANY PRODUCTS OR SERVICES. PARTNERS AND ASSOCIATES ARE NOT RESPONSIBLE FOR THE SUCCESS OR FAILURE OF YOUR BUSINESS DECISIONS RELATING TO ANY INFORMATION PRESENTED BY VIDEO BRISK LLC, OR OUR COMPANY PRODUCTS OR SERVICES.

60 Minutes to Six Figures

CONTENTS

Introduction	5
How to Find Clients	9
Power of Google Maps	11
Using YouTube to Get Clients on Autopilot	16
Simple Video Creation	17
My Ninja Approach to Get Clients	21
Powerful Video Ranking Strategies	28
Perfect Backend Setup	33
Proven Email Templates	38
Scaling Your Business with Facebook	43
Pricing Strategy	52

60 Minutes to Six Figures

[Accepting Payments PayPal setup](#).....53

[The Secret Mobile Method](#).....55

[Outsourcing Diamonds](#).....56

[Conclusion](#).....59

INTRODUCTION

Thanks for Buying 60 Minutes to Six Figures.

Today is the day that you get started. With this blueprint, you are going to make a consistent and passive income by taking just a meaningful action, and following the training, I'm going to lay out in this guide.

Now I want you to imagine something very special that four to six months from now you are sitting in your dream house and you are planning your dream vacation.

But Before you jump on your favorite website and get to decide the world's most exotic spot for your vacation, you head over to your computer to check your PayPal account and guess what, After looking at your PayPal Balance your face turns red "because you have passive and consistent money flowing into your account and you had never imagined such a success prior to that Training.

What I just described is within the scope of your meaningful actions and four to six months from now you will have a dream life if you follow the Training.

60 Minutes to Six Figures

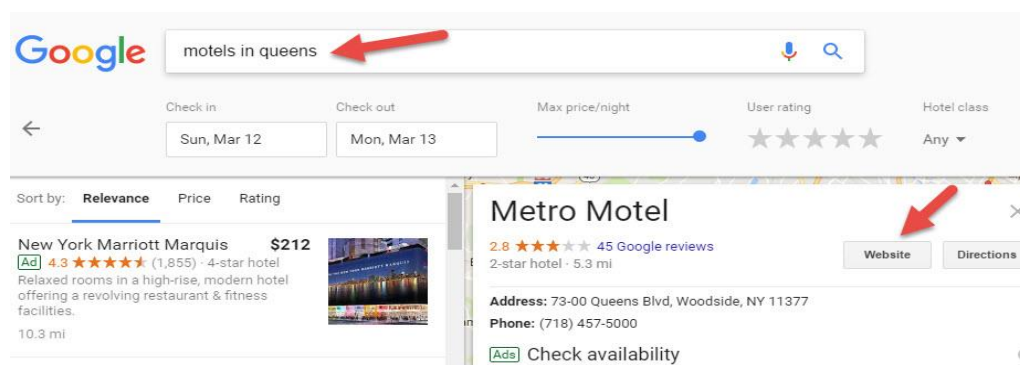
What you are going to be doing is provide web design services to Local Hotel and Motel businesses and give them an undoubted incentive to purchase from you.

There are practically hundreds and thousands of Local Motel businesses around and literally begging for someone like you to fix their ugly/terrible looking website.

The Method I am going to reveal will get you warm leads and will pay you top dollar for your service.

The best part is you don't even have to be an expert in web designing or any other related services, each and everything can be outsourced and you can do it 60 minutes every day in your spare time and will still reap the reward of a Full-time Entrepreneur.

I perform simple google search and find out the Motel websites which are totally useless and outdated not getting them any leads and harming their business reputation at the same time.



60 Minutes to Six Figures

I visit their website and to my surprise, their website is outdated flash version and any potential customer will get annoyed by visiting their website.

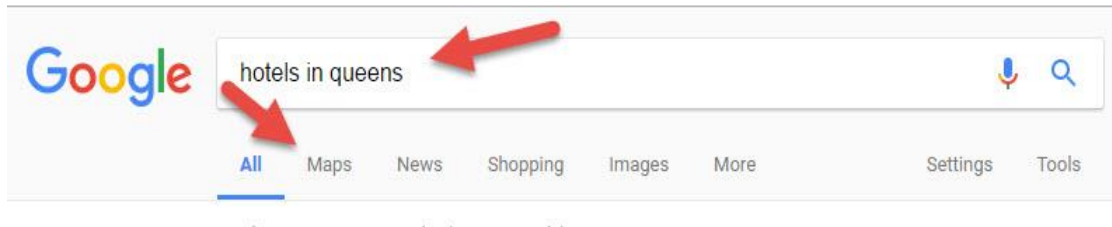


These sites are totally useless and doing more damage than good for their business.

This is an untapped opportunity because most of these small mom and pop Motel/Hotel business owners don't even know the importance of having professionally designed business website and more importantly getting leads from their websites is totally new to them.

1.1- How to Find Clients

Finding Clients is easier than you can possibly imagine
The first step is to perform the simple google search and you will end up with unlimited quantity of websites to explore.



Now once you click on Maps you will see lots of motels websites pops up along with rest of their information and now it's time for us to make a determination to choose the website we will be designing from scratch.

As I mention in introduction section how to figure out which website needs to overhaul.

Don't try and start contacting bigger brand such as Hilton or best western these companies have bigger budget and bigger teams of developers to manage their online presence.

Our line of Attack is small mom and pop businesses that will happily receive your services and give you the business for many years to come.

60 Minutes to Six Figures

We will only contact the businesses who needs help and they are desperate to get our Help that will narrow the Gap and make it almost impossible for the business owners to turn down our Service.

Pro Tip: All you have to do is find out the Hotel/Motel website that needs work and simply send them a Highly Targeted Message via email and **Boom!** You are in business.

I will be revealing later on the kind of laser focus message you will be sending them.

Think About it you Get **1** Lead every **10** laser focus messages you sent to Businesses How many of them you will send each Day.

And each lead will pay you **\$500** to **\$1499**.

And once you build a solid relationship with business owners you will start getting number of referrals from them each and every time you work for them

Referrals mean more business and more money in your pocket and most importantly more clients that you could possibly handle.

1.2 How to Find Clients

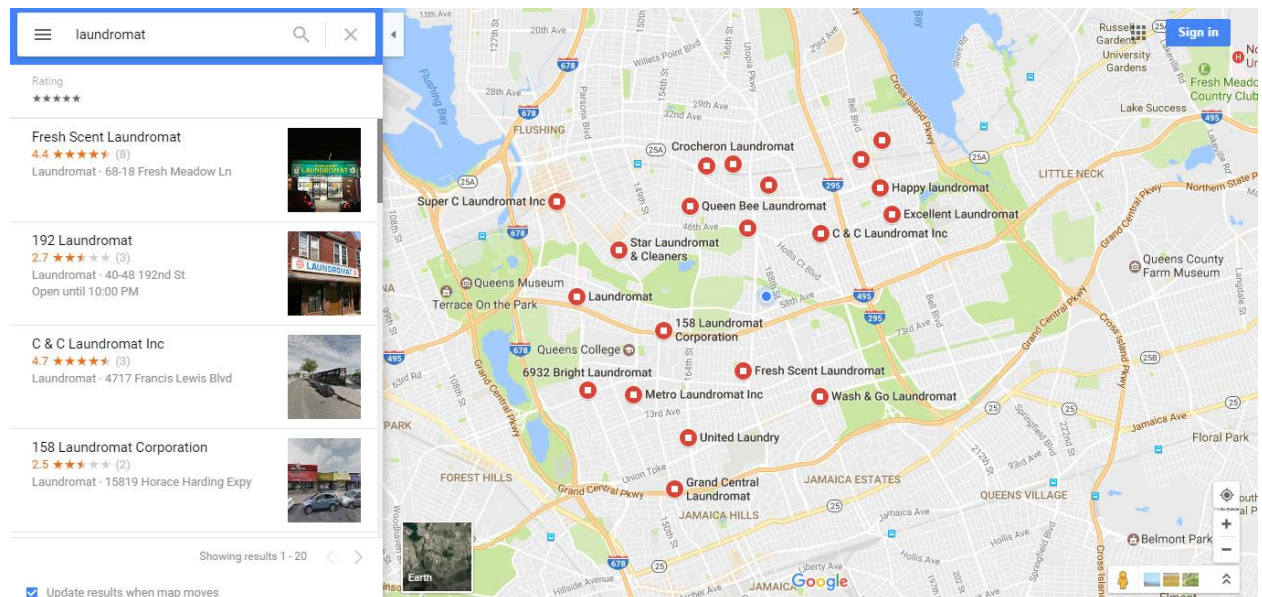
Power of Google Maps

Tired of scrolling through Craigslist or making cold calls?
Here's a method I use to find businesses that's quick and direct.

- 1- Go to <http://maps.google.com> Google Maps is much more than just getting directions or checking traffic.

It's one of the best ways to find potential businesses that need your services.

When you go to Google Maps, you should see a map of your local area. Google uses several geolocation technologies to find the area that you are in based on your IP address. It's similar to GPS on a smartphone.



60 Minutes to Six Figures

2- Once at Google Maps, use the search box at the top and enter the keyword “laundromat” (without quotes).

Pro Tip:

I am using keyword “laundromat” just for example

You can use Hotel/Motel or any other keyword

Don’t get confused with the sample keyword I am using

Here, any keyword can be use here to find any local

Business.

If you are targeting a different niche, then search for that niche to find targeted businesses that you can contact.

Pro Tip: Use generic keywords like coffee, dentist, restaurant, bar etc.

When the results page loads, you should see several businesses listed in a frame on the left and a map on the right.

The map will display several red “markers” (with letters) and lots of tiny red dots scattered around.

These are locations of businesses based on the keyword you searched for. The red markers match the results in the left frame. So if you rollover a business in the left frame, the

60 Minutes to Six Figures

related marker will expand a little on the map, indicating where that business is located.

The business listings are called Google Places and are an important part of SEO when optimizing your business online.

You can drag the map around and Google will automatically refresh the results based on the area that you dragged the map to.

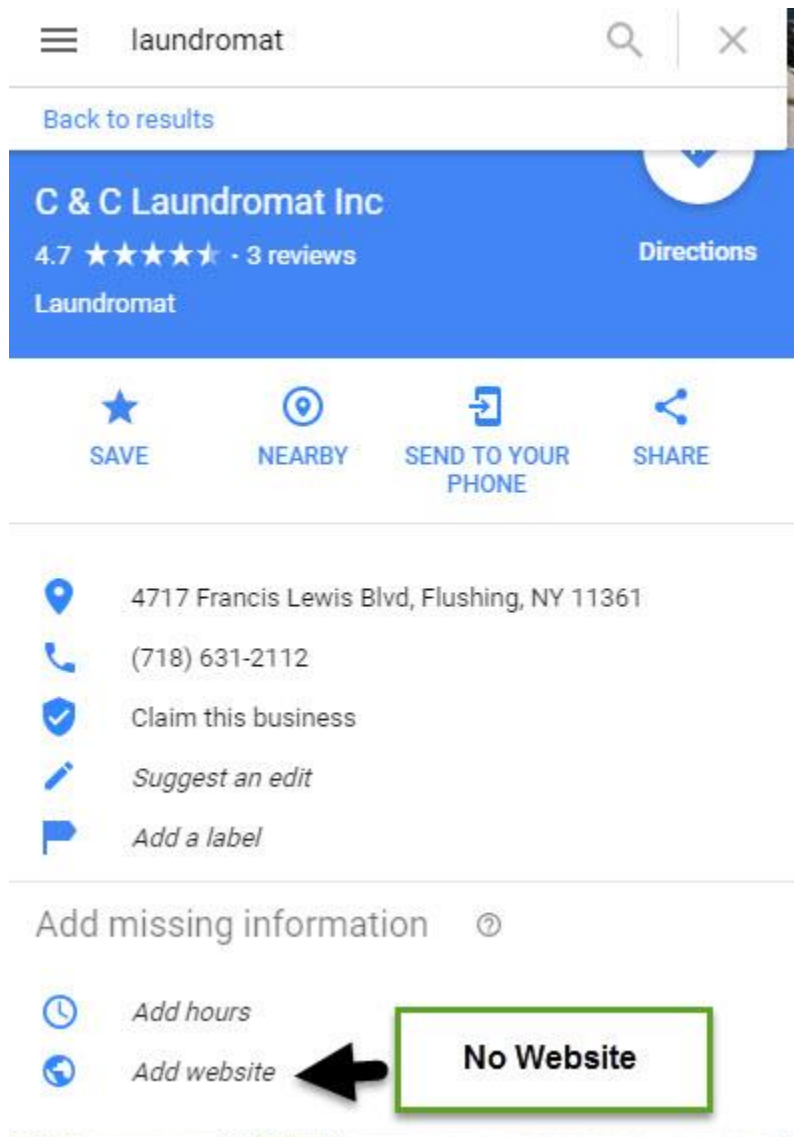
- 3-** For me, I'm looking for potential businesses that do not have a website. Those are the ones I can contact and offer my own services to.

After searching for "laundromat" in Google Maps, I can quickly scan through the results, going page by page, to see if any of the listed businesses do not include a domain name with their listing.

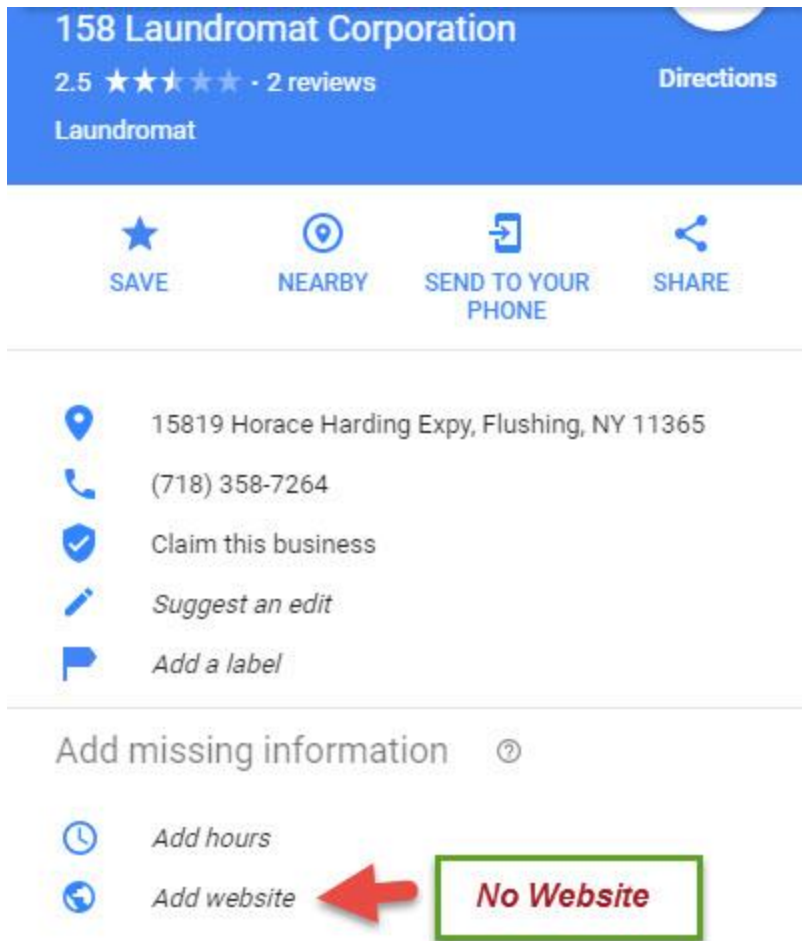
Google lists the domain name of the business if it has one. The businesses without a domain name are the ones I will contact.

60 Minutes to Six Figures

There's more info that you can use besides just a missing domain name. Businesses can update their Places profile with pictures, business hours and more. Google will also include reviews if it finds them on websites like yellow pages, Yelp, or its own reviews. If their profile looks like the business hasn't done anything with it, then they probably haven't and that's a good way to get your foot in the door.



60 Minutes to Six Figures



Optimizing Google Places is something not a lot of people think about, but it's just as important as regular SEO.

Why? Because if someone local to you (in your town or city) is searching for your services, many times, Google will list local "Places" results on the same page as their regular search results. If it's not optimized, then it will less likely show up.

- 4- Don't forget that businesses with websites may still need other services. Like I mentioned above, they may need their Google Places profile optimized.

Whatever you think they are “missing” is the reason you would want to call them.

1.3 How to Find Clients

Using YouTube to Get Clients on Autopilot

Let me give you a piece of advice

If you master the module of getting clients on YouTube you will never short of leads.

This is my virtual guarantee to you and if you are one of those folks who are camera shy and scared of making videos I have a simple and effective solution for you.

And the thing I love most about getting clients on YouTube is that it doesn't stop.

Your video doesn't go down the newsfeed like it does on other social platforms... which means if you make your videos the right way, they will continue to generate more and more clients with every video you do.

Video creation is not complicated But Remember You are Going to have to put in to work and using my proven strategies

60 Minutes to Six Figures

video creation and getting clients through YouTube videos will be easier than ever.

But The Best Thing is your initial work is going to pay off for Years.

Any smart Business owner will tell you that the long term business vision is way more important than the short term gains so what I would like you to do is look at it as a Long term plan of your business so money and cash will be flowing in your business for many years to come.

If you put in the work it is going to pay off Big Time.

Like I always said YouTube is one of those things where small little snowballs at the top of the hill you push it off and it start trembling down the hill very slowly as it gain momentum it become unstoppable force.

Simple Video Creation

I am going to show you simple steps to create videos upload it to YouTube optimize it properly and start getting clients.

60 Minutes to Six Figures

The videos will contain 5 to 10 slides consist of images and captions arranged in PowerPoint and exported to an MP4 Video Format.

We will include a Call to Action Button at the Beginning and End of the Video so user can easily contact you.

Adding Royalty Free background music will be a good idea to spice your videos but Remember Always use Royalty Free Music from YouTube Built in Music Library.

<https://www.youtube.com/audiolibrary/music>

If you are using Mac computer you can create a simple video by using Built in Keynote Application.

We are going to use title page outlining our service.
We will use 5 to 10 slides with a caption providing the benefits that our business offers.

For Example caption for Hotel & Motel Include:

“Your Website is Broken”

“You are losing Business”

“Your Website is Refusing Your Clients”

IMAGE RESOURCES

60 Minutes to Six Figures

I always use royalty free images in my videos so I can never run in to copyright violations.

Below I am going to give you some cool resources of Royalty Free Images sites.

<https://www.pexels.com/>

<https://unsplash.com/>

<https://pixabay.com/>

Power of PowerPoint

PowerPoint is simple and easy to use tool for crafting your videos.

And the best part is PowerPoint has the ability to save all your slides and create an Mp4 Video file with in few minutes.

All you have to do is after finishing the slides simply click on file and click on Export and save your Presentation as a Video File, Once PowerPoint Creates your video File Simply Upload it to YouTube.

60 Minutes to Six Figures

If you are camera shy this is the best method you could use to advertise your Web design services and after a few weeks Results will speak for itself.

Free Online Slideshow Services

Here are the 7 websites to **create photo slideshow online** with background music for free.

All of them are web applications that do not require downloads or installations.

Some of them have more advanced features such as animations, special effects, etc., which are suitable for those who are willing to spend more time and effort to make a slideshow that is highly customized.

<https://www.kizoa.com/>

<http://www.photosnack.com/>

<https://photopeach.com/>

<http://slide.ly/>

<https://tripwow.tripadvisor.com/>

<https://animoto.com/>

<https://web.picovico.com/>

Video Factors 101

I will be covering in depth solution how to rank your videos higher so clients will find you without doing any extra work from your end.

Let's start with common question what to include in your videos.

My Ninja Approach to Get Clients

The best approach to get clients attention is to create a simple review video for them.

- Grab the images and their contact information from their current website and set it up all in PowerPoint including the slides with their images and at the end Call to Action with their address and telephone number.
- We will Rank the video with in 1 hour on google and YouTube searches.

60 Minutes to Six Figures

- How do we Rank them so Quick?
- Let's Say Business name is Advance Accounting, This is an accounting firm, All you have to do is simply create a video using the method I mention above and Rank them with Following Keyword's.

Follow the Keyword's to Rank Any Local Business:

- 1- Name of the Business for example "Advance Accounting"
- 2- And then Followed By Term "Reviews"
- 3- Followed By name of the City, "Flushing"
- 4- Followed By name of the State "NY"
- 5- And finally this is an "Optional" write their main business practice name and I wrote "Accountants"

What is so special about the Technique?

The above mention system is so power that you can even get clients instantly.

By using the above method creating video for them and using the Keyword Ranking Factors will get your foot land in to the business in to time.

You can Rank any Local Business Video on YouTube with Term "Reviews" in the Title.

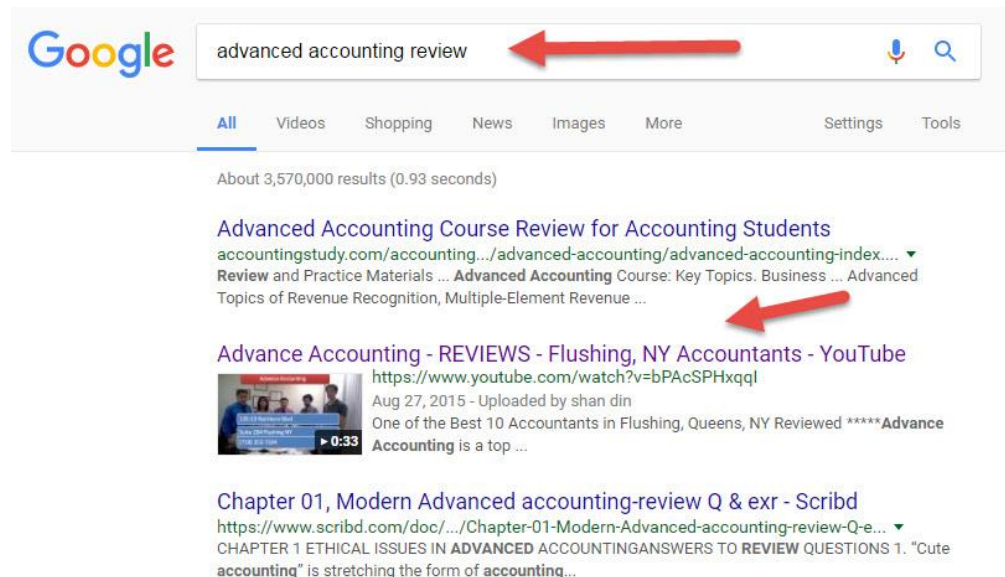
60 Minutes to Six Figures

Once you rank their Business Higher on YouTube or Google simply send them an email or call them and let them know that they are holding number 1 position on YouTube and most of the offline businesses have no idea how you did it.

This will give you the perfect opportunity to introduce yourself and start business relationship with them right away.

Below is the Prove of the Same System I use to get clients, dead simple video on top of Google and YouTube, This method gives me the perfect opportunity to impress them right away and start creating relationship with them and most importantly get the business deals done without being pushy.

Top Ranking on Google



60 Minutes to Six Figures

Top Ranking on Google's "Video Tab"

The screenshot shows a Google search for "advanced accounting flushing". The "Videos" tab is selected and highlighted with a blue arrow. Below the search bar, a red circle highlights the text "About 12,300 results (0.36 seconds)". The first video result is "Advance Accounting - REVIEWS - Flushing, NY Accountants - YouTube" by shan din, with a duration of 0:33. The second result is "Lingo4G, clustering engine reference - Carrot Search downloads" with a duration of 0:29. The third result is "TSTC seeks \$8.7 million to replace wasteful water system - WacoTrib ...".

Google
advanced accounting flushing

All Shopping News Images **Videos** More Settings Tools

About 12,300 results (0.36 seconds)

Advance Accounting - REVIEWS - Flushing, NY Accountants - YouTube
<https://www.youtube.com/watch?v=bPAcSPHxqqI>
Aug 27, 2015 - Uploaded by shan din
One of the Best 10 Accountants in **Flushing**, Queens, NY Reviewed *******Advance Accounting** is a top ...

Lingo4G, clustering engine reference - Carrot Search downloads
<https://get.carrotsearch.com/lingo4g/latest/doc/>
... Term **accounting** done 15s 5/21 **Flushing** counters done 154ms 6/21 Term counter engine, where the ...

TSTC seeks \$8.7 million to replace wasteful water system - WacoTrib ...
www.wacotrib.com/.../article_2bb18caf-4977-50ab-8493-a44c772...
Jun 23, 2014
TSTC has miles of aging water pipes that were built for an airbase but now contain too much capacity for the ...

Top Ranking on YouTube

The screenshot shows a YouTube search for "advance accounting flushing". The search bar at the top shows the query. The left sidebar lists various categories like Home, Trending, History, and Music. The main content area shows search results for "advanced accounting flushing". The first result is "Easy Invoices" by FreshBooks. The second result is "Advance Accounting - REVIEWS - Flushing, NY Accountants" by shan din, which is highlighted with a green arrow. The third result is "Advanced Accounting by Jeter" by Farhat's Accounting Lectures.

YouTube
advance accounting flushing

Filters About 121 results

Showing results for **advanced accounting flushing** Search instead for **advance accounting flushing**

Easy Invoices
FreshBooks
369,177 views
Easy Invoice Software for Small Businesses and Freelancers.

Advance Accounting - REVIEWS - Flushing, NY Accountants
shan din
1 year ago • 52 views
One of the Best 10 Accountants in Flushing, Queens, NY Reviewed *******Advance Accounting** is a top reviewed Accounting ...

Advanced Accounting by Jeter
Farhat's Accounting Lectures
Net asset acquisition, stock acquisition, consolidations, CH 1 p 1 Adv... 13:09
Asset and stock acquisition method of payment Ch 1 p 2 advanced a... 12:15
View full playlist (31 videos)

60 Minutes to Six Figures

Here is another Video Proof

First Page of Google

Google

bakery de paris reviews flushing

All Maps Shopping News Images More Settings Tools

About 56,800 results (0.55 seconds)

Bakery De Paris - 31 Photos & 31 Reviews - Bakeries - 42-35 162nd ...
<https://www.yelp.com> > Food > Bakeries
★★★★★ Rating: 3.7 - 31 reviews - Price range: \$\$
31 reviews of **Bakery De Paris** "Used to come here to just have dessert and have a drink...nice place to ...
Photo of **Bakery De Paris** - **Flushing**, NY, United States.

Bakery de Paris - CLOSED - 19 Reviews - Bakeries - 38-19B Union St ...
<https://www.yelp.com> > Food > Bakeries
★★★★★ Rating: 3.7 - 19 reviews - Price range: \$
Bakeries ... 19 reviews of **Bakery de Paris** - CLOSED "Their pastries are amazing, ... Photo of **Bakery de Paris** - **Flushing**, NY, United States. nothing'su (from i. p...

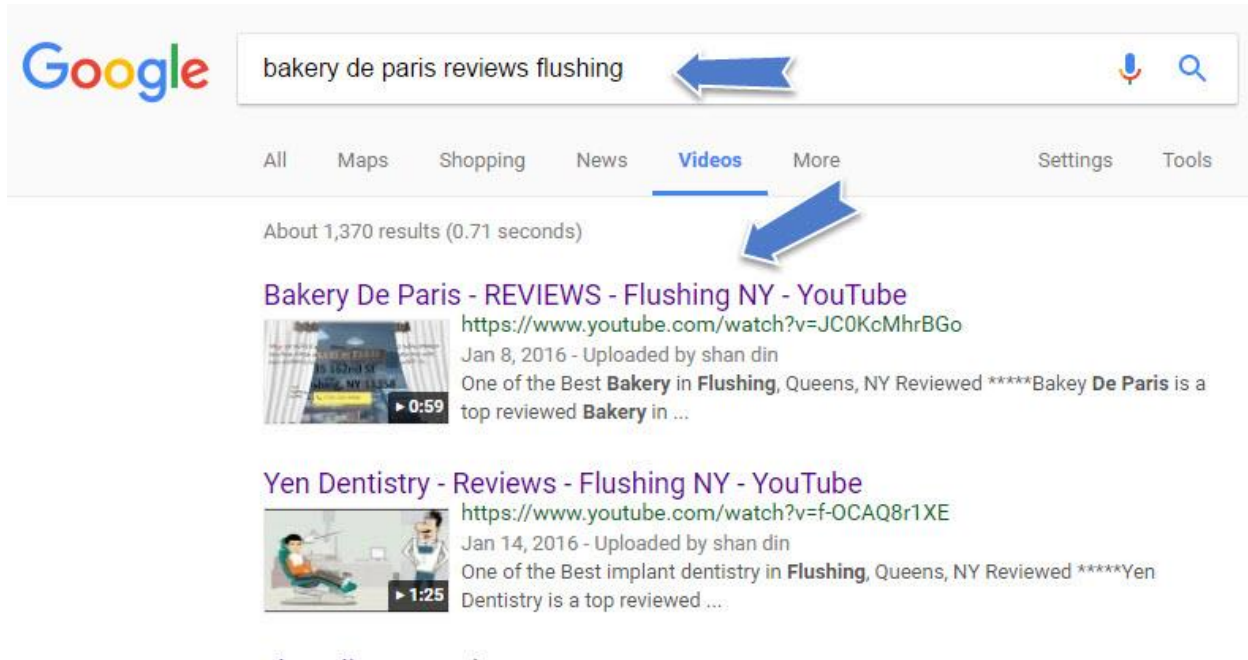
First Page of Google for that Particular Keyword and only My videos is Ranking on First Page for Them:)

Restaurant Reviews - TripAdvisor
[Flushing](#) > [Flushing Restaurants](#)
... reviews of **Bakery De Paris**, rated 3.5 of 5 on TripAdvisor and ...

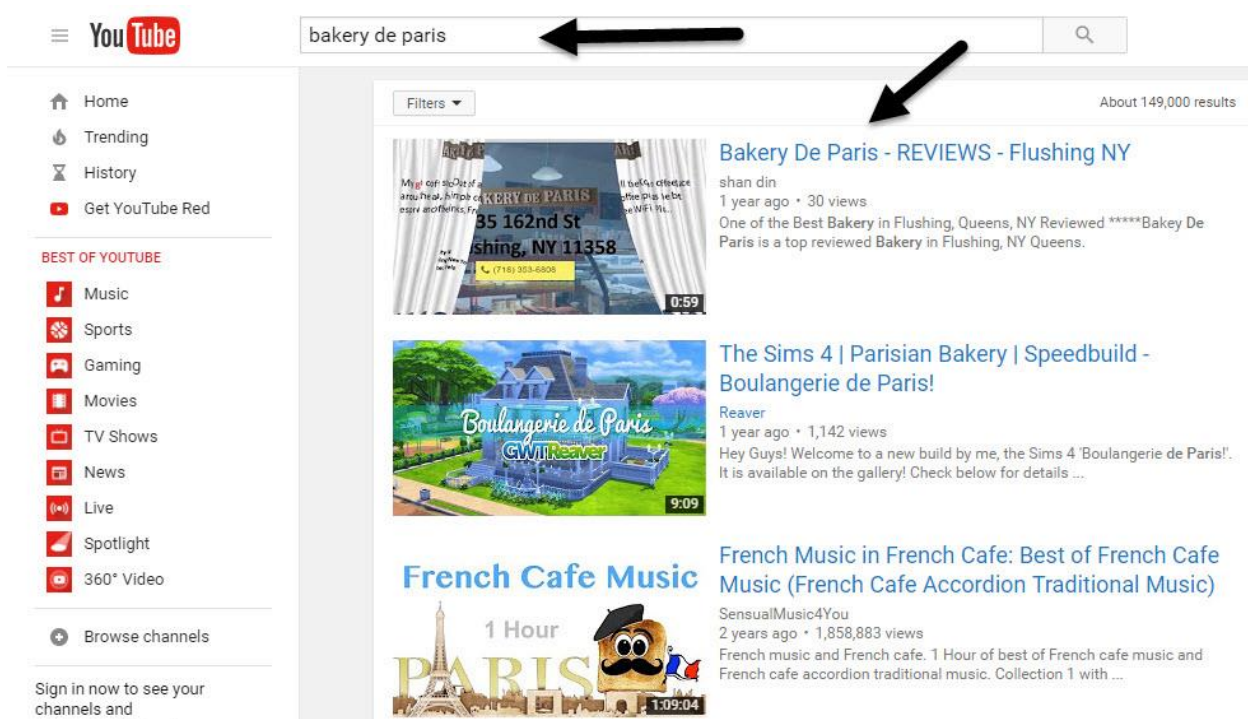
Bakery De Paris - REVIEWS - Flushing NY - YouTube
<https://www.youtube.com/watch?v=JC0KcMhrBGo>
Jan 8, 2016 - Uploaded by shan din
One of the Best **Bakery** in **Flushing**, Queens, NY Reviewed *****Bakey **De Paris** is a top reviewed **Bakery** in ...

60 Minutes to Six Figures

Top Ranking on Google's "Video Tab"



Top Ranking on YouTube



Super Targeted Strategy to Get Clients

As you can see in the above section that getting client is not hard at all.

Before I conclude the Module I would like to point out one simple way of using the above system to your maximum Advantage.

You could also copy and paste the images from their current website and then create the new version of their website with the Premium Theme I will be giving you in the download section, it will take you no more than 30 minutes to complete the new version of their website and either send them a screen shot of their newly renovated website and make sure to add the “Before” and “After” images of their website so they can see the value they are getting.

You could also add those images in to PowerPoint slides, Create a Video and Put that Video on YouTube Rank it By using My Techniques and at the end of the video show Before and After Images of their Website and Mention the Following “Call to Actions”

Call to Actions

Who Wants the Extreme Makeover of Their Website?

Do You Want to Secure Leads Through Your Website?

Do You Want Your Website to Get You More Clients?

And **Boom!**

Use the System and Take Action and you will never run out of Clients.

Powerful Video Ranking Strategies

Video seo is becoming more popular and right now you can rank videos WAY easier than a website.

Follow the 8 Steps Formula to Guarantee your Video Rank on Top of Google and YouTube.

Step 1

Finding the Perfect Keyword for Your Video!

- The first step is always finding your keywords. Finding the best keywords can make or break your video. You need to create a video around a certain keyword's, **in our case it is easier than ever to create a video around.** (All we have to do is write the business name in our keyword and name of the city and state the business exist and we are done)

For Example: Advance Accountant, Flushing, NY



Business Name, City Name, State Name

Step 2

Use Your Keyword in Your Video Script!

- After determining the keyword you want to make sure that your keyword should be included in your Video Script.

If you have a video talking about the particular business, then use the phrase “business name” in your video! YouTube and Google will listen to what you are using in your video! And will Rank you higher.

Step 3

Use Your Keyword as Your Filename!

- Before uploading your video you should rename the file name with your keyword. If I was trying to get ranked for video Advance Accountant then I would title my video something like Advance-Accountant.mp4

Step 4

Use a Proper Title and Description!

60 Minutes to Six Figures

- The next thing you want to do when ranking your video is putting in the proper title and description on YouTube.

When you do this you are telling Google and YouTube exactly what your video is all about!

The first part of your title is the most important, you will want to make sure your keyword is in the title.

Step 5

Add in Your Tags!

After you fill in title and description you need to put in some tags. You want to just put in your main keywords. Do not put in a ton of keywords. It will not help you rank for more keywords when you enter in more tags.

Step 6

Build Your Channel and Use Playlist! (Optional)

60 Minutes to Six Figures

- This is Optional since our Business revolve around Local Businesses you don't have to have all the settings right but I tell you What if you follow all the instructions in this training then Getting Clients will become piece of Cake for you.

The next thing you want to do is build your channel and use playlists. After uploading your video put it in a playlist that is titled your keyword. The more active you are the easier you can rank. The more your video is used in playlists the higher you will rank.

Create a Playlist

- Start with a video you want in the playlist.
- Under the video, click Add to.
- Click Create new playlist.
- Enter a playlist name.
- Use the drop down box to select your playlist's privacy setting. If it's private, people can't find it when they search YouTube. Always keep your playlist privacy settings public.
- Click Create.

Step 7

Get More Social Indicators!

60 Minutes to Six Figures

- Now you need to get social indicators. Things like Facebook likes, Pinterest pins, Twitter shares, Google plus's and more. The easiest way to do this is by sharing your video on your own social sites.

Step 8

Get Wide Range of Backlinks! (Optional)

Use This Option Only if you want to take your business to the Next Level.

- Lastly, you need to build backlinks to your video.

This would be things like article marketing, wiki backlinks, document sharing sites, social bookmarking and more.

The wider variety of back links the better. Backlinks are one of the biggest indicators when ranking your videos and is one of the most important steps of video seo.

“If you fell down yesterday, stand up today.”

- H.G. Wells

Perfect Backend Setup

In This Module I will reveal simple backend set up for your business so you can charge more money from your clients and keep them happy at the same time.

Free Business Phone Number

Although you can use your current number for your business but I will not recommend it.

You have the opportunity to grab a second Free phone number that will work best for your business dealing.

Using Your Android or Apple smart phone go to App store and search for “**Sideline**”, **Boom**, install the Free App and follow

60 Minutes to Six Figures

their simple instructions and you will have 2 Free Telephone number in your phone that can be used for your business Dealings.

When you will search **sideline** in Your App store you will see the following image all you have to do is just install it.



Use “**sideline**” new number to put on all your videos and advertising venture.

Pro Tip: when using “sideline” Free App make sure to choose your new number from your current area code because when people will see their local area code number they will feel more comfortable to connect with you.

This factor will increase the number of calls from your videos, and across the board of all your advertising ventures.

Sell Clients other Services

Pro Tip: Whenever you get new client treat them with utmost respect and always keep in mind that they will be your client forever and they will buy new services from you over and over again and most importantly they are the one who will bring

60 Minutes to Six Figures

you the most business through **Referral**, Keep them Happy and You will win a Lifetime Business from them.

Now the question is what kind of other services we can sell to our clients without being doing the actual work.

Let's say you are not an expert in Search Engine Optimization right? How would you sell that service as an upsell to your client?

You can get these services done for your clients from [Fiverr.com](https://www.fiverr.com) and other outsourcing sites very cheaply and keep healthy profit without even doing any work or being an expert in any of these fields.

Pro Tip: Once your business start to grow and you have positive cash flow from your business coming in on daily, weekly, and monthly, than you should consider to become the partners of "White Label" service providers.

They will do all the work for you and all you have to do just collect the money from your client.

The White Label services Providers can performs almost any service you could possibly imagine on your behalf.

Some of the Services White Label Companies Offers

White Label Local Seo Service

60 Minutes to Six Figures

They will do all the seo type of services for your clients and your client will never know that someone else have done the job for them, Your Client will get guarantee Top Notch Service and You Will get Paid😊

1- [White Label Local Seo](#)

2- [White Label Local Seo](#)

3- [White Label Local Seo](#)

1- [Web Design White Label Services](#)

2- [Web Design Business White Label](#)

3- [Web Design Business White Label](#)

1- [Mobile App White Label Service](#)

2- [Mobile App White Label Service](#)

3- [Mobile App White Label Service](#)

Pro Tip: Consider using these services only when you have establish your current business because these services would require some investment but in return you will get huge reward by providing these services to your Clients.

Working with Clients

I want you to work with best possible clients that's why I have put together a list of fundamental rules and criteria

- Make sure your client must have some sorts of online presence so they understand the value of your service (**Pro Tip**) if they don't have any presence in digital marketing world than it will be hard for you to sell them your services.
- Check it out that they have some sorts of presence in (Google, Google Places)
- Find out if they are using Social Media Accounts such as Facebook, Twitter, Pinterest

Even Though by using this Training most of the clients will come to you but I want you to have the criteria in your mind to connect with best Possible Client.

Payment Strategy

60 Minutes to Six Figures

Follow the Simple Formula to evaluate the overall value of your client and the Formula is:

Higher Customer Value = Higher Paying Clients

We can easily charge different prices depending on the customer value of each business, For Example, You will not charge the same price for developing a website for a Dentist, as compare to Mom and pop food store, The Higher the Customer Value the More you should be Charging.

Even though you will be building websites for Hotel/Motel but with this training Sky is the limit, if you can design a simple website for Hotel/Motel, you can follow the same structure and design a website for any other business you could possibly think of.

Start with Hotel/Motel and then slowly expend your wings.

Proven Email Templates

These are the perfect and proven email templates you can use to grab more business.

Pro Tip: Remember, Follow the client getting techniques in the training before you send an email to these businesses.

60 Minutes to Six Figures

Email is a Great way of approaching businesses, simply create a video for them as I mention in the Training show them how their current website looks as compare to the Old website along with the benefits, Surprise them with super magnetic Headline and your phone will start ringing off the hook.

Email will allow you to deal with only the ones who are interested and this is the best part of the strategy, Once you get the response from your email **Boom, Now all you have to do is Talk to them and finalize the deal since they have already shown interest in your services.**

Pro Tip: It doesn't make sense to go through the effort if you are going to play small.

Remember, I'm not talking about price I'm talking about VALUE. You are a premium service provider.

When you reach out, show people your "premium".

Follow the Rules Below before you send your cold Emails and I can virtually guarantee you their response 9 out of 10 times.

Rule:1 Define Your Class

60 Minutes to Six Figures

Super ambitious Clients wants to work with Super ambitious consultants.

You should have a clear and unapologetic mindset, keep in mind you are going to help them to grow their business either by developing a website that will generate leads for them or give them the credibility and competitive edge over their competition by having a professional and smart websites.

Examples:

- I help people turn their website into money making machine.
- I help people to grab more business through their website's

Rule: 2 Mention Their Problem

You must be clear what you are going to help them with
You are in the business of designing websites and you are going to help them to replace their outdated website with the new one and most of the cases they are not even aware that their unworthy web presence is the crucial part of their business failure.

Examples:

- If you have a problem upgrading your website I can help you.
- If your website is not profitable I can help you

Having these 2 simple rules in your arsenal will get you response quick and effective.

60 Minutes to Six Figures

Now let's get to the **Email Templates.**

=====

Subject: I can help you to get 10x more Business from your Website

Hello Name:

I just visit your website and I realize that you might need help to get more business from your site.

Please watch the video below so you can see for yourself how your website will look after makeover and can bring substantial amount of business to your doorstep.

Just a heads up these money making websites packages go fast.

And I can help only few Client at the same time.

Send me a reply to this message if interested and we will go from there.

If not simply ignore this message and I will pass these Profitable website packages to your competitor in (Town)

All the Best

(Name)

P.S. Checkout the video below

(Video Link)

60 Minutes to Six Figures

Email Template

=====

Subject: *Free (watch your business video rank #1 on YouTube)*

Hi Name:

I just wanted to let you know that I just Rank your business video #1 on YouTube and Google.

Please watch the video before I take it down

<Video Link Here>

Imagine the possibilities if your business video stays on top of Google and YouTube, Your Business can skyrocket, and I could see you are leaving lots of money on the Table.

Your website is not even listed on google places and maps and you are losing business, I am Local and can help you replace your old website and bring your site listings on top of google places and Google Maps as well.

I am only one person and can help only couple of clients at the moment.

If you are interested reply to this mail and we will take it from there, if not let me help your competitor in Town to get the professional website and start getting leads from it and become profitable in no time.

All the Best

Name

444-444-4444

**“Always do your best. What you plant now, you will
harvest later.”**

- Og Mandino

Scaling Your Business with Facebook

Almost everyone got Facebook account and being a Product/Service owner like yourself Facebook marketing and advertising platform can take you to the highest level of your business you could possibly imagine.

Did you ever thought about creating Facebook fan page?

Facebook Fan Page has a magical power to expose your business to hundreds and thousands of Targeted People.

I want you to leverage Facebook advertising platform by creating a fan page for your business.

Creating Facebook Fan Page

If you already have Facebook fan page you can skip this part.

Head over to Facebook and www.facebook.com

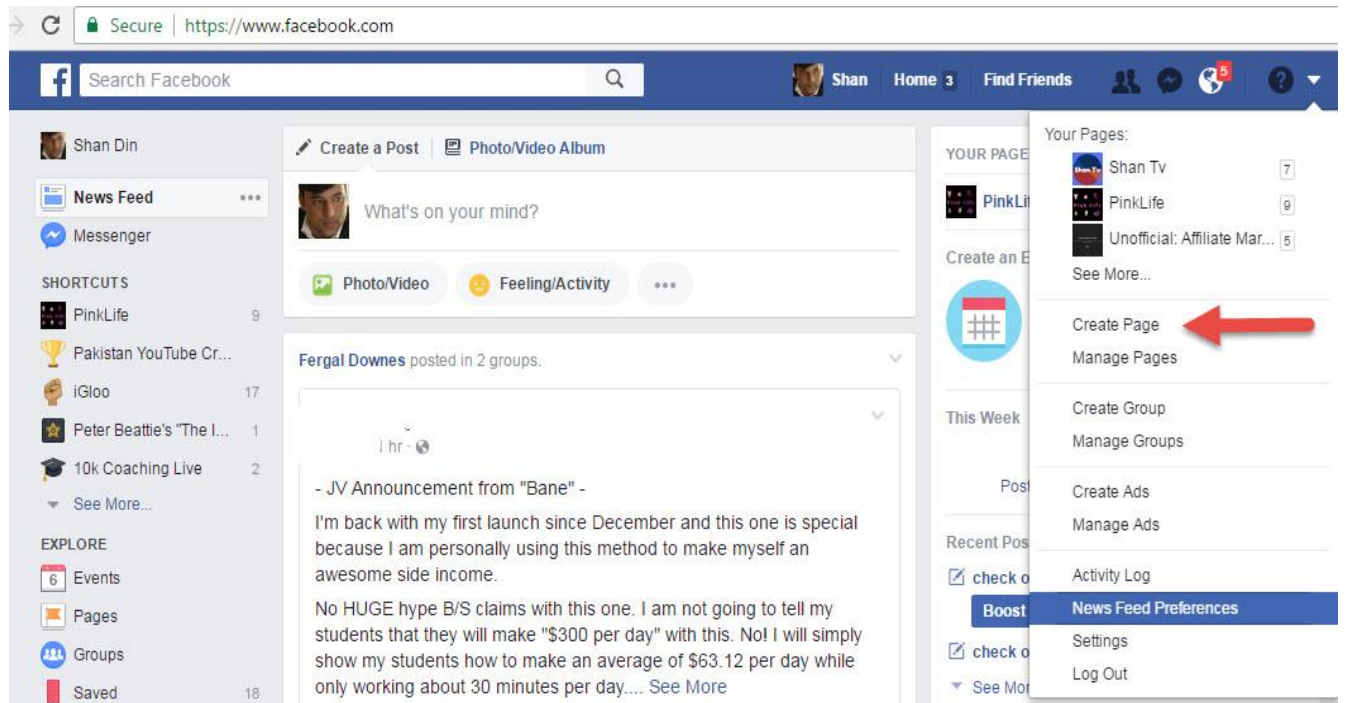
Enter your Email and password and Login

Once you login you will see your main time line page

Simply head over to your right top corner and click on black dropdown arrow so you can see all the option about your Facebook profile will be visible to you.

Now it's time to create our Facebook fan page.

60 Minutes to Six Figures



Choose the Category of your Page.

Don't Choose Local Business because you should have a physical location of your business to fit in this category.

1: Choose a Page Category:

When you set up your Facebook page, you enter the name of your page and choose from six main page categories (which all have their own subcategories).

The category you choose allows you to have specific features, as shown in this helpful chart from [Facebook Help Center](#)

60 Minutes to Six Figures

Create a Page

Give your brand, business or cause a voice on Facebook and connect with the people who matter to you.
It's free to set up. Just choose a Page type to get started.



The image shows the Facebook 'Create a Page' interface. It features two main category cards: 'Local Business or Place' with a storefront icon and 'Company, Organization or Institution' with a building icon. To the right, a third section titled 'Brand or Product' is highlighted with a red box. This section contains a dropdown menu for 'Product/Service', a text input field for 'Your Company Name or Your Domain Name', a blue 'Get Started' button, and a checkbox for 'By clicking Get Started, you agree to the Facebook Pages Terms.' Two red arrows point to the dropdown menu and the 'Get Started' button.

The above image will help you to choose the right type of Facebook page.

Instead of learning all about designing your Facebook fan pages let me help you to get the most appropriate category in which you will be designing you fan page.

Choose Brand or Product and fill out the Main and sub category from the dropdown menu.

In the main category you could choose product/Service and in the sub category section you can choose Your Web Design company name or you could write your domain name as well.

Keep in mind you can change your page's category an unlimited number of times.

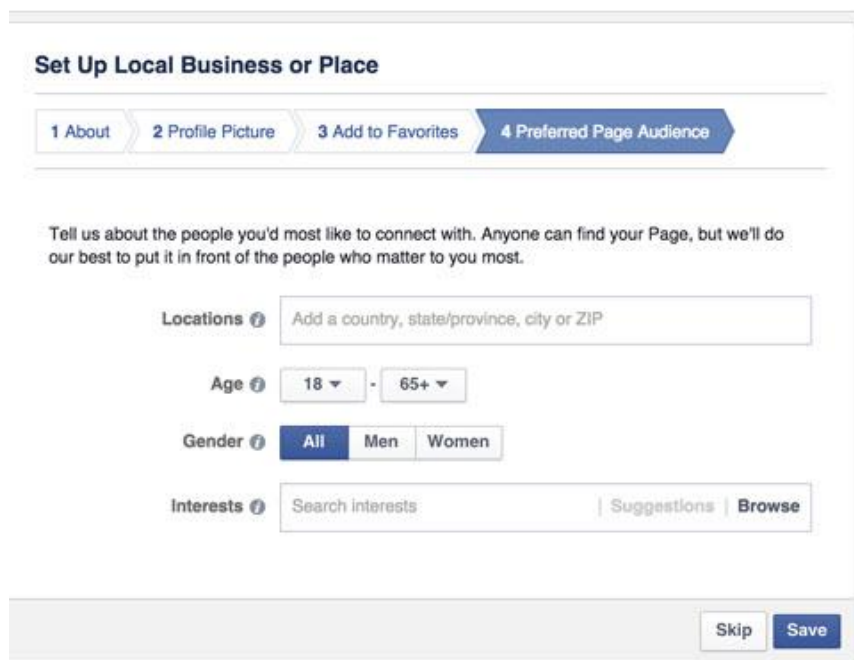
Rest of the setup is pretty much self-explanatory

60 Minutes to Six Figures

If you're setting up a Facebook page for the first time, you'll be taken through a wizard to fill in your information.

After you've entered these details, you're prompted to **upload your profile photo (180 x 180 pixels) and add the new page to your favorites** so you can access it from your left sidebar when logged in.

Also you need to **specify your preferred page audience** so Facebook knows who should see your page.



The screenshot shows the 'Set Up Local Business or Place' wizard on Facebook, specifically step 4: 'Preferred Page Audience'. The wizard has four steps: 1 About, 2 Profile Picture, 3 Add to Favorites, and 4 Preferred Page Audience (which is the current step). Below the progress bar, there is a text prompt: 'Tell us about the people you'd most like to connect with. Anyone can find your Page, but we'll do our best to put it in front of the people who matter to you most.' The form includes several input fields: 'Locations' with a placeholder 'Add a country, state/province, city or ZIP', 'Age' with a range selector set to '18' to '65+', 'Gender' with buttons for 'All', 'Men', and 'Women', and 'Interests' with a search bar and 'Suggestions' and 'Browse' links. At the bottom right, there are 'Skip' and 'Save' buttons.

This is where the magic begins.

Specify your Locations which is your local area Location Such as Queens New York and finally you will choose your Audience interest So Facebook knows who should see your page.

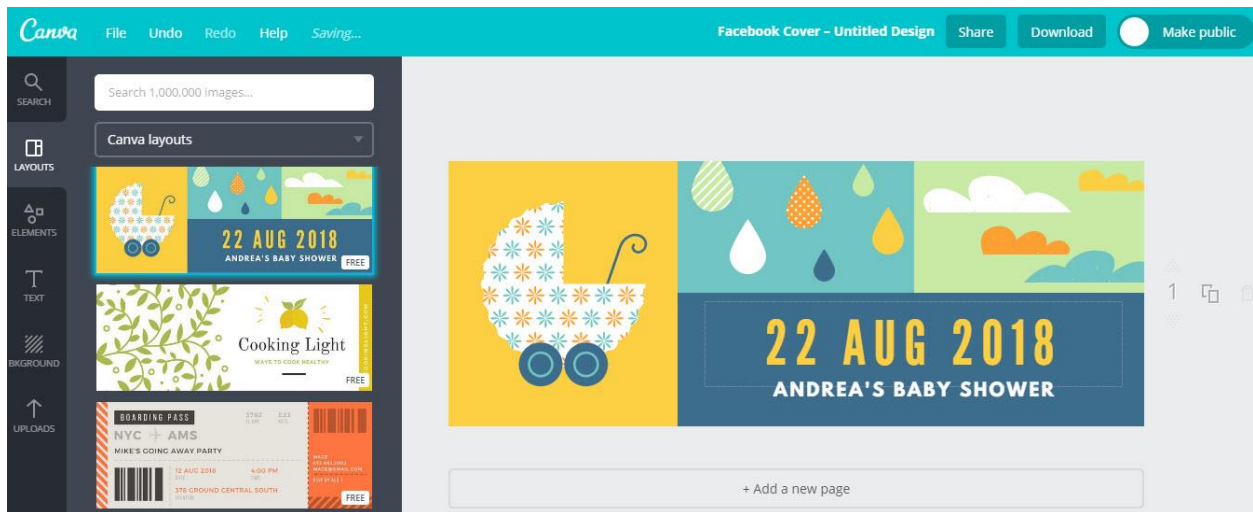
60 Minutes to Six Figures

Create a Cover Photo:

When you return to your page, you'll notice that it's mostly empty. The first thing you want to add is your cover photo.

The cover photo is an 851 pixel wide by 315 pixel tall image that appears at the top of your Facebook page.

If you want to **create a custom Facebook cover photo quickly** but don't have graphic design experience, **try tools like** Canva that have a selection of Facebook cover photo templates from which to choose.



Fill out the about page of your Facebook page and start posting updates frequently

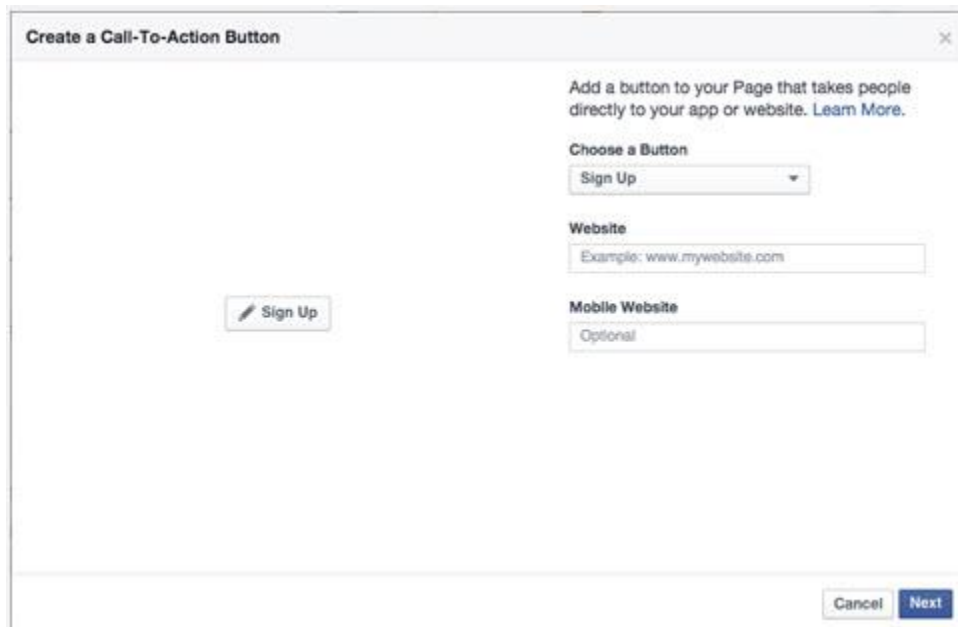
Create a demo of any local Motel/Hotel Website and post in your page updates, share with all your Facebook friends.

60 Minutes to Six Figures

Add a Call-to-Action Button:

Next to your pages like button is a Call-to-Action button. You can **customize this button with Book Now, Contact Us, Use App, Play Game, Shop Now, Sign Up or Watch Video.**

Each of these actions can be linked to a specific URL where the action can be completed.

A screenshot of a Facebook dialog box titled "Create a Call-To-Action Button". The dialog box has a close button (X) in the top right corner. Inside, there is a text instruction: "Add a button to your Page that takes people directly to your app or website. [Learn More.](#)". Below this is a section "Choose a Button" with a dropdown menu currently showing "Sign Up". Underneath are two text input fields: "Website" with the placeholder text "Example: www.mywebsite.com" and "Mobile Website" with the placeholder text "Optional". To the left of these fields is a preview of the "Sign Up" button. At the bottom right of the dialog box are "Cancel" and "Next" buttons.

Post Some Updates:

Before you get ready to promote your Facebook page, you'll want to post some updates to it so that people who visit your page will know what it's about.

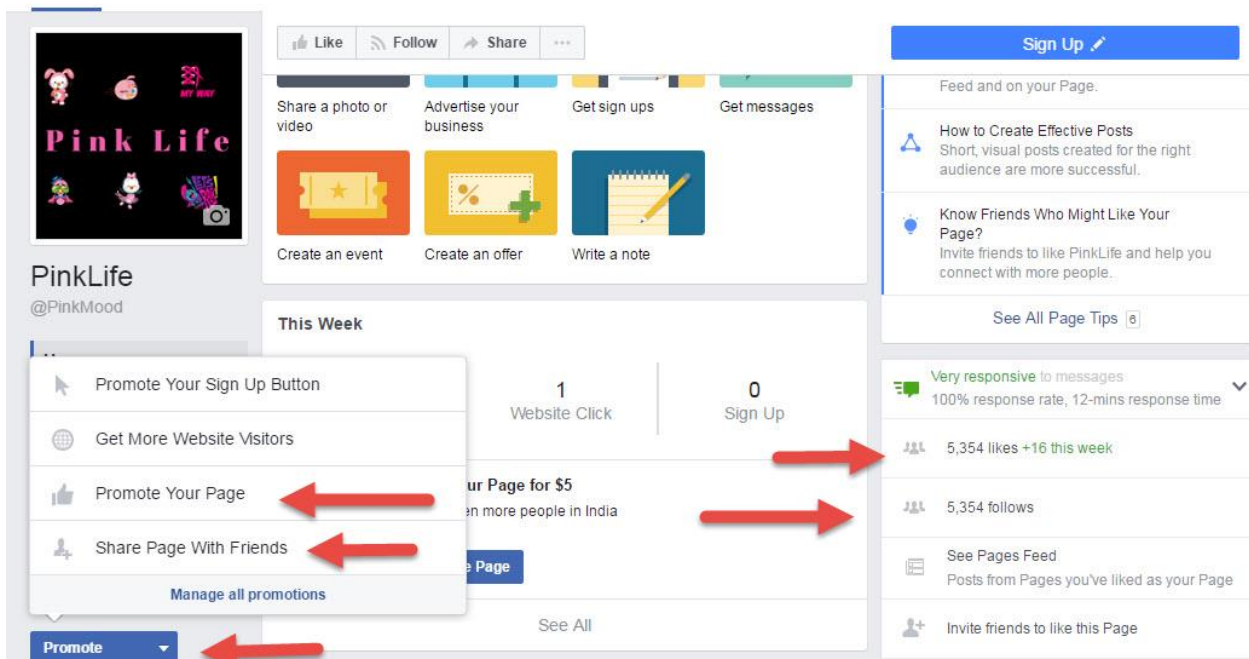
Since Facebook allows you to **post text, link, photo and video updates, start with one of each type if possible.**

60 Minutes to Six Figures

If you don't know what type of update to post search some of your competitor page and see what type of post they make.

As I mention above create quick website for some of the Motel's and post is as an update and ask feedback from the audience who will be visiting your page.

Once your contents start getting share and likes it's time to promote your page.



Start Promoting with \$5 only and don't spend more than \$5.

Your Set Budget Should not be more then \$5 to Promote your page to Targeted Audience.

60 Minutes to Six Figures

People will start interacting and get to know you and you will start grabbing business with in few weeks from setting your Facebook Fan Page.

After the Small \$5 investment Your page will start getting likes and share automatically and even when your promotion will stop people will kept coming back to your page and watch your new post and updates which will give you the perfect opportunity to expose your web design business services and start catering the perfect audience for mutual benefits.

If you follow my advice in this Training Facebook Fan page will become constant source of business and leads for your Web Design Business.

“Only I can change my life No one can do it for me.”

- Carol Burnett

Use Facebook Local Awareness Ads to Target Customers

Have you heard of Local Awareness Ads?

Local Awareness Ad campaigns are easy to set up and let you reach Facebook users based on the business location they're closest to.

Why Local Awareness Ads?

Instead of using boosted posts or Facebook ads to drive online engagement, your business can get a greater return on its advertising investment with local awareness ads that are designed to **bring customers through your door**.

You can set these ads up to serve people near your location with directions to your store. Or you can choose to provide a phone number so they can easily call you. Or let users message you if they have a question. All with the click of a button from your ad.

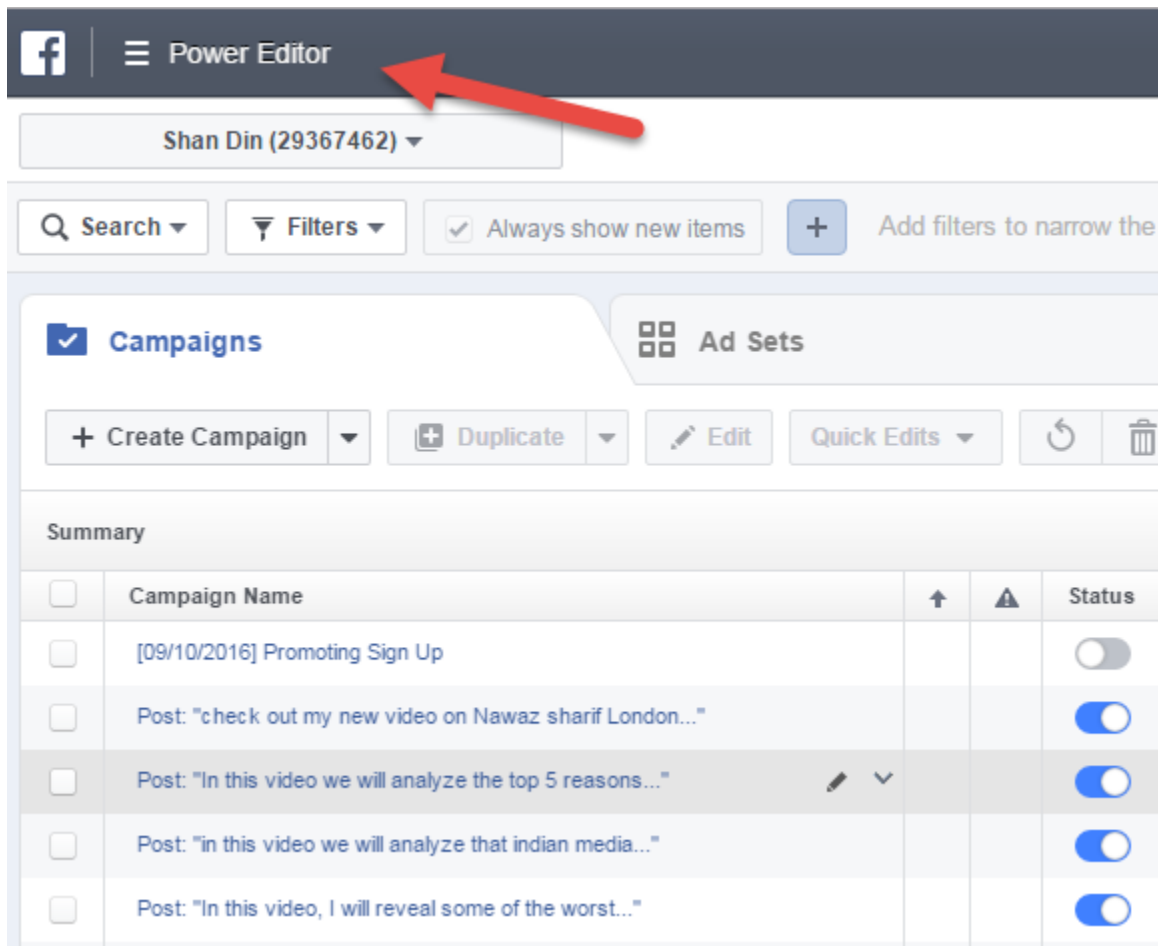
The best part is how easy it is to **scale your campaigns to promote multiple locations to local customers**.

#1: Create Your Local Awareness Campaign

While you can create a local awareness ad from the Ads Manager, you'll want to **create these campaigns in Facebook Power Editor** because it gives you more flexibility with audience targeting.

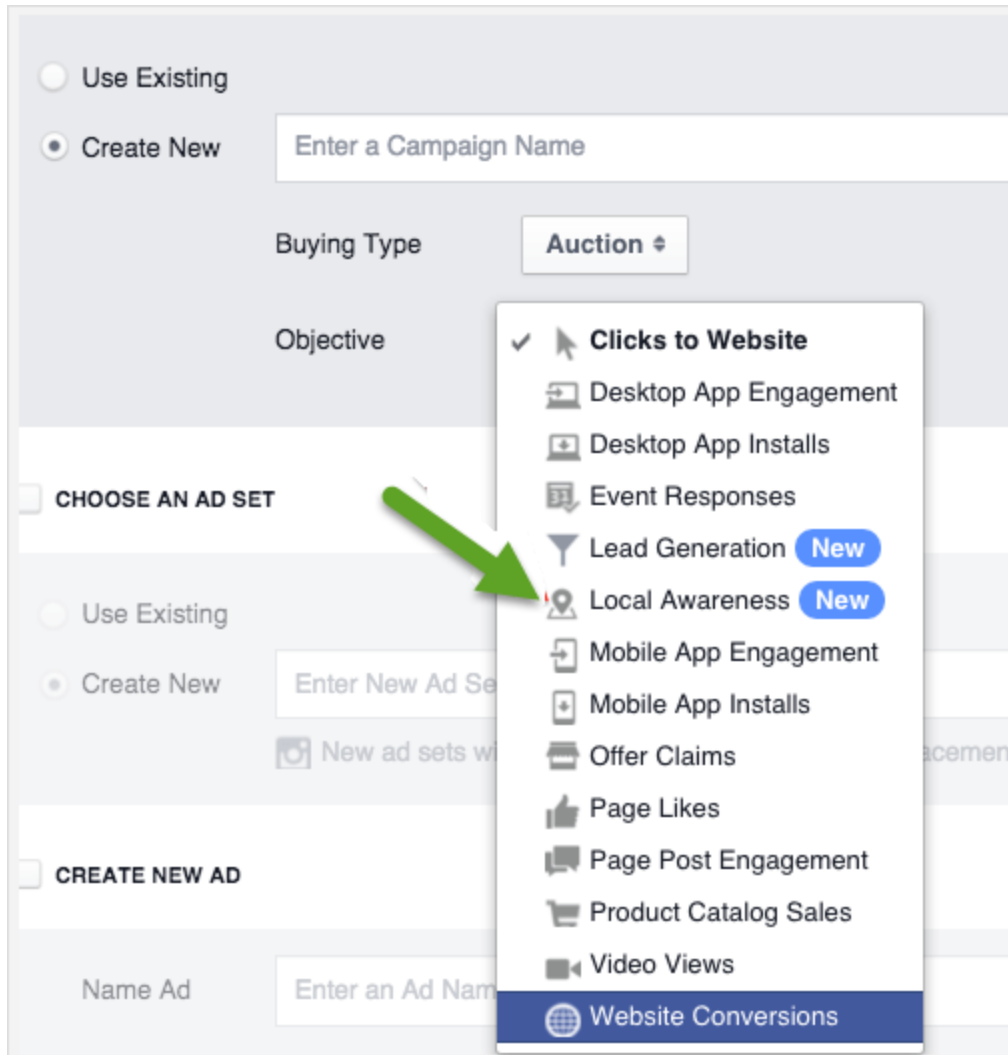
60 Minutes to Six Figures

If you don't use the Power Editor Chrome extension, you can **access the Power Editor dashboard from the Facebook Ads Manager by clicking on the Power Editor link in the horizontal menu at the top of the page.**



Once you've opened Power Editor, you'll need to **start a new campaign by clicking the Create New button**. Then you'll **open the Objective drop-down menu and select Local Awareness** from the list.

60 Minutes to Six Figures



From here, **enter the first location of the business you want to promote.** It's important that you **use only one location per local awareness ad campaign** so you can optimize the performance of individual campaigns in the most granular way possible.

#2: Define the Ad Target

To determine who sees your ads on Facebook, you'll edit the audience section of your ad set.

You need to **determine two parameters: the geographic location you want to target and the custom audience you want to target.**

For instance, the ad group we created above is targeting everyone who logs into Facebook in Queens, New York. If you want to promote your local website business, you could refine this audience with behavior targeting to reach only audience in Queens, New York.

There are hundreds of targeting combinations you can use on Facebook.

#3: Design Your Ads

To get the most out of local awareness ads, you need to give the people who see your ad a reason to visit your website or contact you.

Let people know why they should pay attention to your message early in the ad copy.

First, in the text portion of your ad, **consider highlighting a promotion and include a call to action.**

Next, **choose an image that is relevant to what you're offering.** If you're a website owner and you want more customers to contact you, might use a picture that shows a website work you have done for different companies.

Conclusion:

By using these tips, you can create a local awareness ad campaign for one or several of your locations in minutes.

Each of your campaigns can drive more traffic by giving customer's directions, making it easy for them to call you and offering the option to use messages.

Pricing Strategy:

Let me give you simple formula to pricing your service.

Start small and give enormous value to your client.

The general price guideline is \$997 for 5 or 7 page website, I know what you are thinking? Well Shan How I am going to charge \$997 for 5 or 7 Page website.

Well you are not only giving them a website solution but you are also giving them a Mobile Optimized Solution for their website, this is how we will be able to charge \$997 for each website.

60 Minutes to Six Figures

Now you may be thinking Shan How I can provide Mobile Optimized version of their website, I don't know how to create mobile Optimized websites.

Well I got you covered here, I am also including the complete training of optimizing any website for Mobile users so whenever user will visit the same client website on their mobile phone it will look great work's faster and will be completely optimized for optimum user experience.

With this Price Range and the optimum solution you will be giving them, how many clients you think you could book within a Month using My Client Getting Methods throughout the Training?

I can see the Beginning of a Lucrative 6 Figure a Year Business.

Accepting Payments PayPal Setup

PayPal is the easiest method for getting paid, make sure you open Free PayPal business account, if you don't have PayPal account you can simply get one by visiting www.Paypal.com

Please use PayPal documentation or you can speak to their customer service and they will help you to set things up.

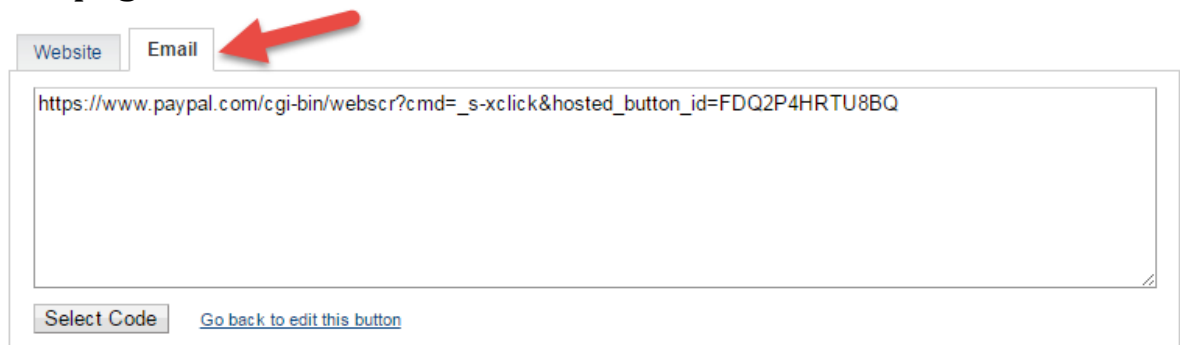
But I would like you to make a habit of figuring things out by yourself, you have all the tools at your disposal make best use of them.

If you have an accountant get their advice as well.

Setting up PayPal Buy Link:

- Head over to PayPal and login with your user name and password.
- From Top Navigation Menu Select **Tools** and click on **All Tools**
- Scroll down and Select PayPal Buttons
- On the Right "Select **Create New Button**
- Choose Button Type **Buy Now**
- Name the Item **Complete Website Package**
You can write your client name or initial to keep things organized. Example: John Complete Website Package
- Item id you can leave blank (keep things simple)
- Type your Price amount in the Price Text Field.
Don't do any other customization simply scroll down click on yellow **create button**

Next page choose the email tab



The screenshot shows the PayPal button creation interface. At the top, there are two tabs: "Website" and "Email". A red arrow points to the "Email" tab, indicating it should be selected. Below the tabs is a large text area containing the URL: `https://www.paypal.com/cgi-bin/webscr?cmd=_s-xclick&hosted_button_id=FDQ2P4HRTU8BQ`. At the bottom of the interface, there are two buttons: "Select Code" and "Go back to edit this button".


Now send this link to your clients and they can purchase your services through this link.

60 Minutes to Six Figures

And for monthly subscription payments simply choose Subscription instead of Buy Now from dropdown menu and don't forget to post your monthly Price.

[Having trouble viewing this page?](#)

▼ Step 1: Choose a button type and enter your payment details

Choose a button type
Subscriptions ▼ 

[Which button should I choose?](#)

Note: [Go to My saved buttons](#) to create a new button similar to an existing one.


Item name Subscription ID (optional) [What's this?](#)

Currency
USD ▼

Customize button

- ☐ Add a dropdown menu with prices and options [Example](#)
- ☐ Add a dropdown menu [Example](#)
- ☐ Add text field [Example](#)
- [Customize text or appearance](#) (optional)

Your customer's view



The Secret Mobile Method:

Unlike all the other offline marketers out there you will NOT be trying to sell the same old fashioned website.

Most business owners won't have been approached about mobile websites before and you will be doing it in a way that is very different from all the other hard-sells they are so used to.

You can create this mobile website by scratch or by using the 'fill in the blank' template I have included in this course.

60 Minutes to Six Figures

You can charge anywhere from **\$297 - \$497** per mobile website depending on the business you are targeting. Your price should vary a little depending on the customer value of the business. Those businesses with higher customer value will be willing to spend more money to obtain each new customer.

Now Remember this is how we will be charging \$997 from each client with both solution attach to our services.

Their Main Website + Mobile Version of their Main website = **\$997**

And the great thing about this system is if client already have their main website we could still offer them the mobile version of their website and collect \$297 to \$497 for 60 minute of work.

Not to mention the other services we will be offering them in Near Future.

Outsourcing Diamonds:

Once your business stated to grow you will start outsourcing the some part of your business where you feel that you are little week.

Below are the list of resources who can help you with lowest rates and utmost quality services which will increase your bottom line and get quality work done at your disposal.

Seo and Backlinks Services

<https://www.fiverr.com/onlinesunb/do-30-days-seo-service>

<https://www.fiverr.com/nextusit/build-manually-exclusive-seo-link-pyramid-in-24-hour>

<https://www.fiverr.com/turnkeyz/get-your-website-on-google-page-1-with-my-seo>

<https://www.fiverr.com/youngceaser/manually-do-20-pr-10-seo-high-pr-backlinks>

YouTube Video Top Ranking Services

<https://www.fiverr.com/aaliyaan/seo-optimize-and-get-your-youtube-video-ranked-at-number-top-1-position-in-search-results>

<https://www.fiverr.com/blboss/do-massive-youtube-social-promotion-make-your-video-super-popular>

Video Production

60 Minutes to Six Figures

<https://www.fiverr.com/cwiney/create-a-professional-whiteboard-animation-video>

https://www.fiverr.com/bnn_marketing/create-an-eye-catching-whiteboard-animation-digital-hand-drawn-video-scribe

<https://www.fiverr.com/ebaypower/create-a-professional-whiteboard-animation-fastest-on-fiverr>

<https://www.fiverr.com/junaidmasooddj8/any-kind-of-explainer-video>

Copywriting:

<https://www.fiverr.com/spxmac/seductive-sales-copy-or-ad-content-in-just-24h>

<https://www.fiverr.com/katiehowe/write-engaging-sales-copy>

<https://www.fiverr.com/laurenmeikle/write-you-video-script>

“There are no secret to success. It is the result of preparation
hard work and learning from failure”

- **Colin Powell**

Conclusion:

This is not the end of the Training this is the new Beginning for Your
new Career and Job Replacing formula.

I am humble to produce a Profit Generating and life Changing
system for you.

If you go all the way with the right and positive mindset and take
action like there is no tomorrow, then nothing can stop you to be
successful.

I have given you everything, now it's Time for you to change your
destiny and prove the World that you could do whatever you want
in life by taking Action and Work Harder than anyone else out there.

Now I would love to hear your success story and if you have any
suggestion for me please send me an email:

support@videobrisk.com

To Your Success

All the Best

Shan Din