

NEW ENGLAND PATRIOTS 2019

MEDIA GUIDE



VINCE LOMBARDI
TROPHY



SUPER BOWL LIII
AFC vs NFC

NEW ENGLAND PATRIOTS 13
LOS ANGELES RAMS 3

MERCEDES-BENZ STADIUM
ATLANTA, GEORGIA

FEBRUARY 3, 2019

LEBBU/INFORMA/SOIA

MEDIA RELATIONS CONTACTS

Stacey James
Vice President
of Media Relations

Aaron Salkin
Director of Media
Relations

Michael Jurovaty
Assistant Director of
Media Relations

Anne Noland
Communications
Strategist

Mark Robbins
Media Relations
Coordinator

The 2019 New England Patriots media guide has been prepared to assist all members of the media in their coverage of the Patriots during the 2019 season. Should you require additional information, further assistance or wish to arrange an interview, please contact a member of the Patriots media relations staff.

CONTACT INFORMATION

MEDIA RELATIONS MAIN NUMBER: 508-384-4203
GILLETTE STADIUM • ONE PATRIOT PLACE • FOXBOROUGH, MA 02035 • FAX: 508-543-9053

	Title	Office Phone	E-mail Address
Stacey James	Vice President of Media Relations	508-384-9105	staceyj@patriots.com
Aaron Salkin	Director of Media Relations	508-384-9111	aarons@patriots.com
Michael Jurovaty	Assistant Director of Media Relations	508-384-9195	mjurovaty@patriots.com
Anne Noland	Communications Strategist	508-549-0252	annen@patriots.com
Mark Robbins	Media Relations Coordinator	508-384-4311	markr@patriots.com

MEDIA WEBSITE

<http://media.patriots.com>

The Patriots maintain a web site to further assist local and national media in covering the team. The site serves as the team's primary media credentialing system. In addition, the site contains all of the Patriots game press releases, statistics, transcripts and other reference material dating back to 2005.

2019 PATRIOTS SCHEDULE

PRESEASON

<u>Date</u>	<u>Opponent</u>	<u>Time</u>	<u>Affiliate</u>
Thursday, Aug. 8	at Detroit	7:30 p.m. ET	Patriots Preseason TV Network
Saturday, Aug. 17	at Tennessee	7:00 p.m. ET	Patriots Preseason TV Network
Thursday, Aug. 22	Carolina	7:30 p.m. ET	Patriots Preseason TV Network
Thursday, Aug. 29	N.Y. Giants	7:30 p.m. ET	Patriots Preseason TV Network

REGULAR SEASON

<u>Date</u>	<u>Opponent</u>	<u>Time</u>	<u>Affiliate</u>	<u>Network</u>
Sunday, Sept. 8	Pittsburgh	8:20 p.m. ET	NBC Boston	NBC
Sunday, Sept. 15	at Miami	1:00 p.m. ET	WBZ	CBS
Sunday, Sept. 22	N.Y. Jets	1:00 p.m. ET	WBZ	CBS
Sunday, Sept. 29	at Buffalo	1:00 p.m. ET	WBZ	CBS
Sunday, Oct. 6	at Washington	1:00 p.m. ET	WBZ	CBS*
Thursday, Oct. 10	N.Y. Giants	8:20 p.m. ET	WFXT	FOX/NFL Network
Monday, Oct. 21	at N.Y. Jets	8:15 p.m. ET	WCVB	ESPN
Sunday, Oct. 27	Cleveland	4:25 p.m. ET	WBZ	CBS*
Sunday, Nov. 3	at Baltimore	8:20 p.m. ET	NBC Boston	NBC*
Sunday, Nov. 10	BYE WEEK			
Sunday, Nov. 17	at Philadelphia	4:25 p.m. ET	WBZ	CBS*
Sunday, Nov. 24	Dallas	4:25 p.m. ET	WFXT	FOX*
Sunday, Dec. 1	at Houston	8:20 p.m. ET	NBC Boston	NBC*
Sunday, Dec. 8	Kansas City	4:25 p.m. ET	WBZ	CBS*
Sunday, Dec. 15	at Cincinnati	1:00 p.m. ET	WBZ	CBS*
TBD (Dec. 21 or 22)	Buffalo	TBD	TBD	TBD
Sunday, Dec. 29	Miami	1:00 p.m. ET	WBZ	CBS*

Bold indicates nationally televised games

*-Game time and network subject to possible flexible scheduling adjustment.

NEW ENGLAND PATRIOTS

2019 MEDIA GUIDE

Gillette Stadium • One Patriot Place • Foxborough, Massachusetts



Super Bowl Championships (6): 2001, 2003, 2004, 2014, 2016, 2018

Conference Championships (11): 1985, 1996, 2001, 2003, 2004, 2007, 2011, 2014, 2016, 2017, 2018

Division Championships (21): 1963, 1978, 1986, 1996, 1997, 2001, 2003, 2004, 2005, 2006, 2007, 2009, 2010, 2011, 2012, 2013, 2014, 2015, 2016, 2017, 2018



Playoff Seasons (26): 1963, 1976, 1978, 1982, 1985, 1986, 1994, 1996, 1997, 1998, 2001, 2003, 2004, 2005, 2006, 2007, 2009, 2010, 2011, 2012, 2013, 2014, 2015, 2016, 2017, 2018

2018 Season In Review 257
 2018 Statistics 258
 Game-by-Game Statistics 261
 Honors and Awards 272
 Participation Chart 273
 2018 Transactions 275

All-Time Results 367
 Preseason 368
 Regular Season 383
 Postseason 488
 Overtime Games 379
 Prime-Time Games 372
 Series 373
 Attendance Figures 382
 Offensive and Defensive Rankings 442

Biographies 7
 Executive Bios 7
 Football Staff 17
 Players 59
 Gillette Stadium 4

Franchise History 277
 Anniversary Teams 293
 Coaches All-Time Records 42
 Coaches All-Time Roster 43
 All-Time Draft 341
 Hall of Fame 278
 Historical Timeline 301

Pro Bowl Selections 295
 All-Pro Selections 297
 Associated Press & Player of the Week Awards . . . 299
 Player of the Month Awards 300
 Roster (All-Time) 319
 Trades (2000-19) 360

Playoff History 487
 Results 488
 Records 489
 Championship Game Summaries 496

Records 443
 All-Time Leaders 444
 Year-by-Year Leaders 454
 Consecutive Records 462
 Individual Records 464
 Longest Plays 452
 Playoff Records 489
 Team Records 475
 Patriots NFL Records 485

Reference 509
 Patriots Charitable Foundation 516
 Patriots Cheerleaders 514
 Patriots Football Network 512
 Pool Reporters 511
 Preseason Television Network 511
 Radio Broadcast Network 510
 Staff Directory 515

2019 MEDIA GUIDE

The 2019 Patriots Media Guide was written and edited by the Patriots Media Relations Staff. This media guide includes a compilation of information that has been gathered and preserved by each of the team's previous media relations departments. Many thanks to everyone who has helped prepare and preserve this information.

Additionally, a digital version of this publication is updated in-season to reflect real-time statistics and includes additional capabilities such as feature video links located on individual player pages. That version can be found online at <https://media.patriots.com>.

Editors: Aaron Salkin, Michael Jurovaty

Editorial Assistance: Stacey James, Eddie Marotta, Anne Noland, Julia Paggiarulo, Mark Robbins, Jeremie Smith

Design:

Dwight Darian, Michelle Muise
Layout:
 Michael Jurovaty

Photography:

Tom Croke, David Silverman
Advertising Sales:
 Murray Kohl

Gillette STADIUM

www.GilletteStadium.com  @GilletteStadium

Gillette Stadium, home of the New England Patriots, is the region's premier sports and entertainment venue. Since opening in 2002, every Patriots home game has sold out and fans have enjoyed more regular season and postseason victories than any other team in the NFL.

In 17 seasons, the venue has hosted more than 10.5 million football fans attending Patriots games and has been the site of seven AFC Championship games – six of them being Patriots victories. During that span, the Patriots own the NFL's best record at home with an overall record of 134-24, including a 19-3 playoff record in Foxborough.

The Kraft family continually invests in Gillette Stadium with improvements designed to keep the venue on the cutting edge and enhance the fan experience. To that end, the stadium will be spending the next several years renovating and refreshing the main concourse with new concession concepts, including beer halls and grab-and-go food and beverage options and more communal gathering areas. Notable infrastructure updates for the 2019 season include installing the Super Bowl LIII championship banner; expanding and redesigning the UBid Gate; redesigning the Patriots four merchandise stands on the main concourse; refreshing the aesthetic of the concession stands in the upper concourse and expanding the Patriots Player Dining Room.

NOTABLE GILLETTE STADIUM IMPROVEMENTS

2010: Installed two Daktronics high-definition LED video scoreboards.

2011: Remodeled the Putnam Club to offer 120,000 square feet of comfort.

2012: Became one of the largest NFL venues to offer free WiFi with enough bandwidth to accommodate every fan.

2013: Installed more than 14,000 square feet of LED ribbon boards and four digital panels above the main concourse; Launched Patriots Gameday Live App to offer fans exclusive in-game content.

2014: Installed LED signage throughout the stadium; Upgraded the field surface; Expanded football operations facility by 30,000 square feet.

2015: Reconfigured Super Bowl Championship banner display; Opened the Optum Field Lounge, Cross Insurance Pavilion & Business Center, DraftKings Fantasy Sports Zone and two super suites; Expanded the CarMax pedestrian bridge in the north end of the stadium; Installed additional LED ribbon boards.

2016: Remodeled suites; Expanded administrative offices; Upgraded the venue's WiFi; Introduced new concessions featuring locally sourced ingredients from New England-based farms.

2017: Reconfigured Super Bowl Championship banner display; Opened Union Point and the JetBlue Landings on the upper concourse; Installed a stainless steel food and drink rail encircling the entire 300-level.

2018: Renovated the Patriots Locker Room; Redesigned and expanded the Bank of America Gate; Converted stadium field lights to LED; Renovated the Putnam Clubs; Installed stainless steel food and drink rails in the north and sound ends of the main concourse; Constructed more enclosed gathering spaces throughout the upper concourse; Added more TVs throughout the upper concourse.

Gillette Stadium is also the home of Major League Soccer's New England Revolution and annually hosts an array of sports and entertainment events like international soccer matches, NCAA athletics, Feld motor sports and high school football state championships. In 2016, the stadium hosted the NHL Winter Classic. Gillette Stadium is also one of the world's top grossing concert venues, according to Billboard, and has hosted many of the biggest acts in music, including Taylor Swift, Kenny Chesney, the Rolling Stones, Bruce Springsteen, Billy Joel and Elton John, One Direction and Beyoncé, just to name a few.

The stadium's design celebrates New England's heritage with a stylized lighthouse and bridge that greets fans entering from Patriot Place Plaza and creates the stadium's signature view.

GILLETTE STADIUM QUICK HITS

Construction started	2000
Stadium Opened	2002
Capacity	65,878
Club Seats	6,000
Luxury Suites	88
Width of concourses	up to 70 feet
Concession Locations	500+
HD video boards	2 (41.5' x 164' and 45' x 100')
Stadium footprint	17.3 acres
Stadium area	1.9 million square feet
Television monitors	1,000+
Points of distributed sound	2,000+

GILLETTE STADIUM FUN FACTS

The Height of Design

The stadium's signature lighthouse in the north end zone rises 10 stories above the playing field, but is dwarfed by the height of the stadium itself, which is 16 stories tall.

Worth the Weight

Approximately 6,300 pieces of blue steel form the structure of Gillette Stadium, weighing in at 16,000 tons.

Lap of Luxury

The Putnam Clubs on each side of Gillette Stadium are larger than a football field, with cathedral ceilings four stories high and a floor-to-ceiling glass wall providing an end zone to end zone view of the field.

The Suite Life

The stadium's 88 luxury suites each have granite-topped wet bars, marbled bathrooms and personal attendants.

Making Room

The construction of Gillette Stadium required the removal of 90,000 cubic yards of blasted bedrock, 310,000 cubic yards of total excavated material and the demolition of the old Foxboro Stadium and race-track. All materials were repurposed into the construction of Gillette Stadium.

Concrete Example

The foundation of Gillette Stadium consists of 17,500 cubic yards of concrete, enough to build a sidewalk from here to Boston, on both sides of the street.

A Light Snack

On a typical game day, Patriots fans eat more than one ton of Italian sausage and warm up with 186 gallons of clam chowder.

Teamwork

Up to 5,000 staff are necessary to operate Gillette Stadium for a Patriots game, at a ratio of one worker for every 13.7 fans.



The Patriots Hall of Fame presented by Raytheon offers a cutting-edge, highly-interactive museum experience. It showcases New England Patriots history while providing a permanent home to the team's hall of fame. The facility features 20,000 square feet of exhibit space and utilizes the latest in design concepts and multimedia technology to bring the Patriots story to life. Its incredible Super Bowl Experience gallery has undergone renovations over the last five years and houses all six Vince Lombardi Super Bowl Championship Trophies as well as the stories and highlights behind those championships. The Hall of Fame's integrated STEM (science, technology, engineering and math) program touches more than 20,000 school field trip visitors annually while also honoring a Massachusetts STEM Teacher of the Year. The Hall of Fame opened in 2008 and is a unique sports hall of fame and interactive experience as well as a must-visit attraction for Patriots and football fans alike.

The experience begins as visitors enter an elevator on the ground floor and hear a voice from Patriots history welcoming them to The Hall of Fame. The journey continues through 20,000 square feet and two stories until visitors reach one of The Hall of Fame's signature exhibits and its premier photo opportunity: the Patriots' six Lombardi trophies.

The Hall of Fame features interactive exhibits designed to educate and entertain. Visitors receive instruction from Patriots Head Coach Bill Belichick on how plays in the Patriots' playbook are designed. They also step inside a game-used replay booth and make the call on an instant replay review with instruction from former NFL Vice President of Officiating Mike Pereira. Additionally, fans can make Malcolm Butler's famous championship-clinching interception in The Hall of Fame's incredible Super Bowl Experience exhibit.

The Hall of Fame's 25 high-definition touch screen kiosks allow visitors to interact with the exhibits in unique ways. Exclusive video content is also displayed on 34 high-definition TV monitors, 11 projection screens and the 45-foot-wide panoramic movie screen in the Raytheon Theater, where a 17-minute signature film plays every 20 minutes.

Each Patriots Hall of Fame is immortalized on 30-foot high, five-foot wide video pylons utilizing high-resolution LED displays. Fans can choose which Hall of Famer to highlight on one of four touch screen kiosks, causing the pylons to come alive with video and images of each player while additional information is displayed on the screen below.



experience the "In the Numbers" exhibit, presented by Raytheon, which uses football to teach math and science in a fun and interactive way.

In 2015, Yankee magazine named The Patriots Hall of Fame "Best Sports Museum". In 2009, The Hall of Fame received a Gold MUSE Award from the American Association of Museums and The Hall's signature film, "Patriots Way," won a CINE Golden Eagle Award. The Hall of Fame was also named to Boston Globe Magazine's Best of the New and was a Yankee magazine Editor's Choice recommendation. For more information, please visit www.patriotshalloffame.com.

"One of the greatest things about sports is the bond players and fans share. You feel like you've lived through the same experiences and share the same memories. That was one of our motivations in building The Hall. We wanted to create a place where our fans and alumni could visit and relive those moments together. We wanted to preserve the legacy of this franchise and give our greatest players the most prominent display of any hall of fame in the world."

— ROBERT KRAFT

It's a win-win-win.

Ranked #1 in Network Quality across the Nation, with more awards than any other carrier—22x in a row.



verizon ✓

Verizon Wireless received the highest scores in the J.D. Power 2017 (V1 & V2), 2018 (V1 & V2) & 2019 (V1) U.S. Wireless Network Quality Performance Studies of customers' satisfaction with their network performance with wireless carriers. Visit jdpower.com/awards

EXECUTIVES





ROBERT KRAFT

CHAIRMAN & CEO



DIVISION TITLES: 96, 97, 01, 03, 04, 05, 06, 07, 09, 10, 11, 12, 13, 14, 15, 16, 17, 18



CONFERENCE TITLES: 96, 01, 03, 04, 07, 11, 14, 16, 17, 18



SUPER BOWLS: 01, 03, 04, 14, 16, 18

Robert Kraft is the founder, chairman and CEO of the Kraft Group, based in Foxborough, Mass. The Kraft Group is the holding company of the Kraft family's many businesses, including the New England Patriots, New England Revolution, Boston Uprising, Gillette Stadium, International Forest Products, Rand-Whitney Group, Rand-Whitney Containerboard and a portfolio of more than 100 private equity investments.

A lifelong football fan and 23-year New England Patriots season ticket holder before buying the team, Kraft became the chairman and CEO of the Patriots when he took ownership on Jan. 21, 1994, and pledged, "My objective in buying the Patriots is to help bring a championship to New England." That seemed to be a tall order considering the team's prior success rate. In the five years prior to Kraft's ownership, the team had won just 19 of 80 games (a .238 winning percentage) with no playoff appearances. In fact, in the 34-year history of the franchise (1960-93) the Patriots had won just 229 games (including playoffs), averaging 6.6 wins per season.

The year Kraft bought the team (1994), the Patriots qualified for the playoffs for the first time in eight seasons. They also clinched a playoff berth four times in his first five seasons as owner. In the past 25 seasons (1994-2018), the Patriots won 312 games (including playoffs) for an average of 12.5 wins per season. The Patriots enter 2019 with 129 combined regular-season and playoff victories in this decade, the most in

a decade in NFL history with one season to play. Additionally, if New England earns three regular-season victories in 2019, the franchise will surpass the Indianapolis Colts record of 115 regular-season wins in a decade (2000-09).

Playoff games offer another stark contrast. Prior to 1994, Patriots fans had only been treated to one home playoff game, which the Patriots lost to the Houston Oilers in 1978. Since 1994, the Patriots have qualified for the playoffs 20 times — 18 as division champions — and hosted 26 home playoff games, in which they have gone 23-3 (.885).

The worst-to-first ascent of the New England Patriots since Kraft purchased the team may be the greatest in sports history. Under Kraft's leadership, the Patriots have incurred the fewest losing seasons (2) in the NFL since 1994, recorded at least nine wins in 22 of 25 seasons and won more division titles (18) and conference crowns (10) than any other NFL team. In 2018, the Patriots claimed their sixth Super Bowl championship during Kraft's tenure. No other NFL team has more.

INSTALLING HIS VISION

It didn't take long for Kraft's vision to come into focus. His personal investment in the team restored the faith of Patriots fans and rejuvenated interest throughout New England. The year he bought the team, season ticket sales soared to new heights, eclipsing 40,000 for the first time in franchise history. By the start of his first season, every game was sold



Kraft and the Patriots organization have built a winning team in the community. Established in 1994, the New England Patriots Foundation was created to support charitable and philanthropic agencies throughout New England.

"MY OBJECTIVE IN BUYING THE PATRIOTS IS TO HELP BRING A CHAMPIONSHIP TO NEW ENGLAND."

— ROBERT KRAFT, JAN. 21, 1994

out, a feat that had never been accomplished in the franchise's previous 34 seasons. That achievement ensured that local broadcast blackouts would be lifted and every Patriots game, home and away, would be televised throughout New England for the first time in team history. Since then, every game has been sold out. Entering the 2019 season, the Patriots have sold out 274 consecutive home games, including all preseason and playoff games, dating back to the first regular-season home game in 1994.

ASCENSION

The transformation of the Patriots under Kraft's leadership constitutes one of the greatest franchise revivals in sports history. After winning back-to-back Super Bowls and three titles in four years, *Forbes* magazine named the Patriots "The Best Team in Sports" in 2005.

In 2007, the New England Patriots won a then franchise-record fifth consecutive division title. They also became the first NFL team to win 16 games during the regular season and the only team to ever win 18 consecutive games in one season. The undefeated regular season boosted the team's regular season record from 2003 to 2007 to 66-14 for a remarkable .825 winning percentage. The 66 regular-season wins in that span are the most by any team over any five-year stretch in NFL history. Additionally, from Oct. 5, 2003, to Nov. 8, 2008, the Patriots won 81 games with only 19 losses, matching the most successful 100-game stretch since the league was founded in 1920.

The Kraft-era Patriots also set three significant NFL records for consecutive wins. From 2003-04, the Patriots won 21 consecutive games, including playoffs. From 2006-08, the Patriots won 21 consecutive regular-season games. Additionally, the Patriots established an NFL record by winning 10 consecutive playoff games (2001-05). During that time, the Patriots also won 21 consecutive games at Gillette Stadium, the longest home win streak in franchise history.

The success the Patriots sustained during the first decade of the new millennium is unrivaled. The Patriots 126 total victories (including playoffs) were the most by any team in one decade in the history of the NFL. The decade of dominance featured more Super Bowl titles (3), conference titles (4), division titles (7), playoff wins (14), victories in a single season (18) and victories in a regular season (16) than any other team. In addition, no other NFL team hosted more playoff games (9) or played in more playoff games (18) than the New England Patriots. The sustained success earned the franchise "Team of the Decade" acclaim from many publications. New England enters the 2019 season with 113 regular-season wins and 16 postseason wins so far this decade (2010-pres-

BEST IN SPORTS

After claiming their third Super Bowl in four years, *Forbes* selected the New England Patriots as the best team in sports. The accompanying article recognized how Robert Kraft built the Patriots organization into a winner on and off the field.



A WINNING TRADITION

Robert Kraft's winning percentage with the Patriots (.698) since taking over the team in 1994 is the highest among all owners/ownership groups with at least 200 wins (regular and postseason). He is one of just four owners with at least 200 wins and a winning percentage over .600.

Owner	Team	Years	Winning Pct.
Robert Kraft	Patriots	1994-present	.698
Eddie DeBartalo, Jr.	49ers	1977-99	.636
Clint Murchison, Jr.	Cowboys	1960-83	.634
Joe Robbie	Dolphins	1966-89	.609
Pat Bowlen	Broncos	1984-present	.596

THE KRAFT ERA

Prior to 1994, the Patriots qualified for the playoffs just six times during their first 34 seasons (1960-93). In the 25 seasons since Robert Kraft has taken ownership, the Patriots have qualified for the playoffs 20 times, 18 times as division champions, and have won 10 conference titles and six Super Bowl championships.

	Pre-Kraft 1960-93	1989-93	Kraft Era 1994-2018
Overall Record	225-276-9	19-61	312-135
Winning Pct.	.450	.238	.698
Super Bowl Titles	0	0	6
Conference Titles	1	0	10
Division Titles	3	0	18
Playoff Seasons	6	0	20
Playoff Record	4-6	0-0	33-14
Home Playoff Games	1	0	26
Home Playoff Record	0-1	0-0	23-3

300 WINS

Robert Kraft reached 300 career wins overall on Sept 30, 2018, in the Patriots 38-7 win vs. Miami. He reached 300 career wins in 432 career games, the fastest an owner has reached the milestone. Kraft enters the 2019 season with 312 wins as an owner (including playoffs).

Owner	Team	Games to 300 Wins
Robert Kraft	Patriots	432 (25 seasons)
Al Davis	Raiders	495 (31 seasons)
Pat Bowlen	Broncos	501 (30 seasons)

SUCCESS STORY

Since Robert Kraft bought the team in 1994, the Patriots have become the most successful franchise in the NFL. For the past 25 seasons (1994-2018), the Patriots have won more Super Bowl Championships (6), more conference championships (10) and more division titles (18) than any other NFL team. In addition to championships, the Patriots have also won more, and more often, than any other NFL team, claiming 312 total victories and a .698 winning percentage, including 33 wins in the postseason.

SUPER BOWL CHAMPIONSHIPS SINCE 1994

New England Patriots	6
Denver Broncos.....	3
Baltimore Ravens.....	2
Green Bay Packers.....	2
New York Giants.....	2
Pittsburgh Steelers.....	2

CONFERENCE CHAMPIONSHIPS SINCE 1994

New England Patriots	10
Pittsburgh Steelers.....	4
Denver Broncos.....	4
Green Bay Packers.....	3
Los Angeles Rams.....	3
New York Giants.....	3
Seattle Seahawks.....	3

DIVISION CHAMPIONSHIPS SINCE 1994

New England Patriots	18
Pittsburgh Steelers.....	13
Green Bay Packers.....	12
Indianapolis Colts.....	10

PLAYOFF VICTORIES SINCE 1994

New England Patriots	33
Pittsburgh Steelers.....	20
Green Bay Packers.....	20
Baltimore Ravens.....	15
Indianapolis Colts.....	15
Philadelphia Eagles.....	15

TOTAL VICTORIES SINCE 1994

New England Patriots	312
Pittsburgh Steelers.....	274
Green Bay Packers.....	269
Indianapolis Colts.....	250
Denver Broncos.....	249

OVERALL WINNING PERCENTAGE SINCE 1994 (INCLUDING POSTSEASON)

<i>Team</i>	<i>W</i>	<i>L</i>	<i>T</i>	<i>Pct.</i>
New England Patriots	312	135	0	.698
Pittsburgh Steelers	274	158	2	.634
Green Bay Packers	269	165	2	.619
Denver Broncos	249	174	0	.589
Indianapolis Colts	250	181	0	.580

PLAYOFF WINNING PERCENTAGE SINCE 1994

<i>Team</i>	<i>W</i>	<i>L</i>	<i>Pct.</i>
New England Patriots	33	14	.702
Baltimore Ravens	15	9	.625
Denver Broncos	14	9	.609
Pittsburgh Steelers	20	14	.588
New York Giants	10	7	.588
San Francisco 49ers	12	9	.571
New Orleans Saints	9	7	.563

SUSTAINED SUCCESS

The Patriots won more than half of their games for the 18th straight year in 2018. They are the first team to win more than half of their games in 18 straight seasons since the 1970 AFL-NFL merger.

MOST CONSECUTIVE WINNING SEASONS (since 1970 merger)

New England (2001-18)	18
San Francisco (1983-98).....	16
Dallas (1970-85).....	16
Oakland (1970-80).....	11

The Patriots are the only team in the NFL to have recorded nine or more wins in each of the last 18 seasons.

MOST SEASONS OF 9+ WINS SINCE 2001

New England	18
Pittsburgh.....	14
Indianapolis.....	13
Seattle.....	13
Green Bay.....	12
Philadelphia.....	12

New England won at least 11 regular-season games for the ninth consecutive season in 2018. It marked the 20th time in team history that the team has won at least 11 games, most in the NFL since the 1970 merger.

CONSECUTIVE SEASONS OF 11+ WINS**SINCE 1970 MERGER**

<i>Team</i>	<i>Years</i>	<i>Consec. 11+ Win Seasons</i>
New England	2010-17	8
Indianapolis.....	2003-09.....	7
Dallas.....	1992-95.....	4

ent) for 129 total wins, the most ever in a single decade.

GETTING HIS START

Kraft began his business career with the Rand-Whitney Group, Inc., of Worcester, Mass., a company that converts paper into packaging for various industries. He later acquired the company. In 1972, he founded International Forest Products, a trader of paper commodities that now does business annually in more than 100 countries. Together, Rand-Whitney and International Forest Products (IFP) comprise one of the largest privately-owned and fully integrated paper and packaging companies in the United States. In 2018, IFP was the top U.S. containerized exporter in New England and ranked fifth in North America.

Kraft founded the Kraft Group to serve as the holding company for the Kraft family's diverse business interests comprised of companies in sports and entertainment, the paper and packaging industry, real estate and private equity investing.

Throughout Kraft's professional career, many of his biggest risks have yielded the greatest rewards. That was true throughout his pursuit of Patriots ownership, beginning in 1985 when he first purchased an option on the land surrounding the old stadium in Foxborough, Mass. It was a large investment for an underdeveloped parcel of land, but proved to be an important first step in a long process toward buying the Patriots. In 1988, he took another step by purchasing the stadium out of bankruptcy court. With a binding lease through 2001, the acquisition of the old stadium proved to be an invaluable asset in Kraft's quest toward owning the team.

When the Patriots moved to then Schaefer Stadium in 1971, Kraft invested in season tickets for his family. He credits

the memories and experiences shared with his family and other Patriots fans during those years for his passionate pursuit of ownership of the franchise. When his opportunity came to buy the team in January of 1994, Kraft faced a difficult business dilemma. He had to decide between committing over \$172 million of family resources to purchase the Patriots or accept a lucrative \$75 million buyout offer to void the final years of the team's stadium lease and allow the team to move out of New England. On Jan. 21, 1994, Kraft passed on the buyout offer, choosing instead to make an 11th-hour bid to buy the team. On Feb. 26, 1994, a day after Kraft earned league approval, season tickets for the 1994 season went on sale and Patriots fans showed their support for Kraft's decision in record numbers. By the end of the first business day, amidst a winter Nor'easter, 5,958 season ticket orders were processed, shattering the previous single-day sales record of 979. The show of support validated Kraft's decision to buy the team and gave him the confidence to focus on another long-term project with great financial risk: the private-financing and construction of Gillette Stadium.

In his first year of ownership, the Patriots won their final seven regular-season games to qualify for the postseason, ending an eight-year playoff drought. By his fifth anniversary as owner, under the direction of two different head coaches, the Patriots had already established themselves as perennial playoff contenders, qualifying for the postseason four times, twice as division champions. In 1996, the Patriots claimed their first division title in 10 years. After defeating Pittsburgh in the playoffs that year, the Patriots hosted their first conference championship game in franchise history and defeated Jacksonville, 20-6, to advance to Super Bowl XXXI.

BUILDING GILLETTE

From 2000 to 2002, the Kraft Group's construction and real estate development team oversaw the on-time and on-budget construction of Gillette Stadium, a privately-financed facility and the only one of its kind to be financed without the burden of personal seat license fees charged to season ticket members. The financial commitment from Kraft provided a solid foundation on which to build for the first time in the franchise's nomadic history. Moving from Foxboro Stadium into the majestic Gillette Stadium marked another worst-to-first transformation for the Krafts, who now operate New England's premier entertainment venue. After opening Gillette Stadium, Kraft was recognized as the Sports Executive of the Year by one national publication and he and Jonathan Kraft were named Sports Industrialists of the Year by another.

The construction of Gillette Stadium was the first project of the Kraft Group's development team. In 2007, the Kraft Group expanded the development of the site with the construction of Patriot Place, a mixed-use lifestyle center and entertainment destination.

LOVE OF SPORTS

Kraft is widely recognized as one of the most successful owners in professional sports. His long-standing support of soccer in the United States dates back to his efforts in the early 1990s to secure Foxborough as one of the nine host venues for the 1994 FIFA World Cup and become one of three founders of Major League Soccer when he founded the New England Revolution in 1995. In 2017, Kraft was named Honorary Chairman of the Board of the United Bid Committee of Canada, Mexico and the United States and helped secure the 2026 FIFA World Cup for North America.

As Chairman and CEO of the New England Patriots, Investor/Operator of the New England Revolution and owner of Gillette Stadium and Patriot Place, Kraft has turned the un-

2019 NFL OWNER COMMITTEES

While Kraft gets credit for resurrecting the once wayward Patriots franchise, he's also often cited as a key contributor in many of the league's major contract negotiations. He is the chairman of the NFL's broadcast committee and an active member of four other committees.

- Broadcast Committee - Chairman
- Management Council Executive Committee
- NFL Network Committee
- Finance Committee
- Compensation Committee

The Boston Globe

TUESDAY, JULY 26, 2011

Kraft, his heart heavy, lifts NFL
Patriots owner helped bring accord during his wife's final days

By Greg A. Hedlund
PHOTO BY AP/WIDEWORLD

The National Football League is back in action. And Patriots owner Robert Kraft is carrying much of the credit.

The only club that has owners and players and a 136-day lockout and agreed to a three-year deal, but he did so while tending to his wife, Nancy, who died Wednesday of cancer.

The club Kraft played in the negotiation was not out of an act of generosity to give another man the memory of his wife.

"I served Nancy for 30 years. Kraft, who even in her weakest moment allowed Mr. Kraft to come and fight this out and with our fans. They don't even get done," said Jeff Saturday, a representative of the NFL Players Association and a center for one of the Patriots Super Bowl, the Indianapolis Colts.

He added that Kraft is "a man who helped us save football and we're grateful for that, we're grateful for his family and for the opportunity he presented to get this deal done. So thank you very much — we really appreciate it."

Saturday and Kraft then announced that he had been named the inaugural owner of the new franchise, the Las Vegas Raiders.

Kraft was at the press conference at the invitation of NFL Commissioner Roger Goodell and Patriots Association president Ken Isidor and NFL executive vice president DeMaurice Smith.

PHOTO BY AP/WIDEWORLD



Gillette Stadium's Kraft center Jeff Saturday welcomed Robert Kraft in Washington yesterday after tending the Patriots owner and his wife, Nancy, who died last week.

“WITHOUT HIM, THIS DEAL DOES NOT GET DONE. HE IS A MAN WHO HELPED US SAVE FOOTBALL AND WE'RE SO [GRATEFUL] FOR THAT. WE'RE [GRATEFUL] FOR HIS FAMILY AND FOR THE OPPORTUNITY HE PRESENTED TO GET THIS DEAL DONE.”

— INDIANAPOLIS COLTS C JEFF SATURDAY ON ROBERT KRAFT'S ROLE IN THE NEGOTIATIONS OF THE NEW 10-YEAR NFL CBA

derdeveloped parcel of land he purchased in 1985 in Foxborough, Mass., into a world-class sports and entertainment destination in New England.

In 2017, The Kraft Group unveiled its newest sports property, the Boston Uprising, an esports team that competes in Blizzard Entertainment's global professional esports ecosystem known as the Overwatch League.

Under Kraft's leadership, the Patriots and the Revolution have delivered six league championships and 14 conference titles, as well as a U.S. Open Cup and a SuperLiga title, while his private-financing of Gillette Stadium has given fans a world-class facility in which to enjoy New England's championship tradition.

PERSONAL

A native of Brookline, Mass., Kraft attended local public schools before entering Columbia University on an academic scholarship. Upon graduation, he received a fellowship to attend Harvard Business School, where he earned a master's degree in business administration.

Kraft's love for football and the Patriots began decades ago. A Patriots fan since their AFL days in the 1960s, Kraft attended games at each of the team's Boston venues: Boston University Field, Fenway Park, Boston College Alumni Stadium and Harvard Stadium.

In addition to serving on several NFL owner committees, Kraft also serves on the board of directors for Apollo Global Management and the Apollo Theater as well as the board of trustees for Carnegie Hall. He is a distinguished trustee for the Dana-Farber Cancer Institute, where he established the Kraft Family Blood Donor Center. Here is a member of the executive committee of the Massachusetts Competitive Partnership. Kraft is a trustee emeritus at Columbia, a trustee of Boston College and has received honorary degrees from several colleges and universities. He was awarded the NCAA's highest honor when he received the Theodore Roosevelt Award, "presented annually to a distinguished citizen of national reputation and outstanding accomplishments." In 2011, Kraft received the Harvard Business School Alumni Achievement Award as well as the prestigious honor of being inducted into the 231st class of American Academy of Arts and Sciences, one of the nation's oldest and most learned societies. In 2012, he became the first NFL owner in the then 44-year history of the George Halas Award to ever receive the honor, which is presented annually to the NFL player,

DYNASTY VS. DYNASTY

Of all of the great teams throughout the Super Bowl era, the New England Patriots and the San Francisco 49ers have set a standard of extended excellence above all of the others. The 49ers run of success spanned two decades, while New England's streak is still in progress.

49ERS (1981-98)	PATRIOTS (2001-PRESENT)
5..... Super Bowl Appearances	9
5..... Super Bowl Titles	6
10 in 18 years..... Conference Title Games	13 in 18 years
22-11 (.667)..... Playoff Record	30-10 (.750)
13..... Division Titles	16
16..... Playoff Seasons	16
207-72-1 (.741)..... Regular Season Record	220-68 (.764)
108..... Pro Bowl Selections	91
21 in 18 years..... Home Playoff Games	23 in 18 years
13 in 18 years..... First-Round Byes.....	13 in 18 years
4 in 18 years..... Playoff One-and-Dones.....	2 in 18 years
122 (1990-99)..... Most Wins in a Decade.....	129 (2010-18)

coach or staff member who overcomes the most adversity to succeed. That year, he was also inducted into the Columbia Athletic Hall of Fame. In 2013, he received the Carnegie Hall Medal of Excellence. In 2016, Kraft was inducted into the Broadcasting & Cable Hall of Fame.

Over the past five decades, Robert Kraft has been one of New England's most philanthropic individuals, donating hundreds of millions of dollars in support of local charities, civic affairs and health care. In 2019, he received the Genesis Prize, which *Time* magazine once referred to as the Jewish Nobel. He recently announced a \$20 million and has raised over \$30 million to establish a foundation to combat antisemitism. In 2019, Kraft joined fellow sports and entertainment figures, including Jay-Z, Meek Mill and Michael Rubin, among others, to create a criminal justice reform organization called REFORM Alliance. Kraft donated \$25 million to Partners HealthCare and its affiliate, Massachusetts General Hospital, to establish the Kraft Center for Community Health, an initiative designed to develop solutions for the most difficult health problems. The Kraft Center services include a mobile health program with a CareZone mobile van, which offers opioid addiction treatments and other health care services in underserved communities throughout Boston. The Kraft family also committed \$20 million to Harvard Business School to establish the Kraft Precision Medicine Accelerator, an initiative to pursue programs to realize the potential of precision medicine in care of cancer and other serious diseases. In 2015, Kraft and the Patriots launched a high school anti-violence education initiative. To date, the Game Change program has provided training in violence prevention for more than 1,700 students, faculty and coaches in over 120 high and middle schools statewide.

**FEWEST WEEKS WITH A
LOSING RECORD SINCE 2001**

New England	12
Pittsburgh Steelers	56
Denver Broncos	57
Baltimore Ravens	67
Green Bay Packers	70

PLAYOFF WINS BY AN OWNER

Robert Kraft has 33 career postseason wins, the third-most in NFL history, and has done so in just 25 seasons.

WINS	SEASONS	OWNERSHIP	YEARS
36	86	The Rooney Family, Pittsburgh	(1933-present)
34	100	Green Bay Packers	(1919-present)
33	25	ROBERT KRAFT, NEW ENGLAND	(1994-PRESENT)
24	94	The Mara Family, N.Y. Giants	(1925-present)
22	23	Eddie DeBartolo, Jr., San Francisco	(1977-1999)
21	40	Al Davis, Oakland/Los Angeles	(1972-2011)
21	35	Pat Bowlen, Denver	(1984-present)



JONATHAN KRAFT



PRESIDENT



DIVISION TITLES: 96, 97, 01, 03, 04, 05, 06, 07, 09, 10, 11, 12, 13, 14, 15, 16, 17, 18



CONFERENCE TITLES: 96, 01, 03, 04, 07, 11, 14, 16, 17, 18



SUPER BOWLS: 01, 03, 04, 14, 16, 18

Jonathan Kraft is the president of the Kraft Group, the holding company of the Kraft family's varied business interests. He is also the president of the six-time Super Bowl Champion New England Patriots. As president of the Patriots, Kraft oversees the management and strategic planning of each department within the organization. He also works closely with his father to represent the Patriots in all league matters and serves on multiple NFL owner committees.

Kraft's NFL obligations are only a small part of his day-to-day responsibilities, which are as diversified as the many different companies he oversees. The Kraft Group has a variety of interests concentrated in six specific areas: the distribution of forest products, paper and packaging manufacturing, sports and entertainment, real estate development as well as private equity and venture investing. As president, Kraft is responsible for overseeing the operations of each division.

Since his family purchased the team in 1994, Kraft has been the day-to-day driving force behind the rebuilding and rebranding of the franchise, bringing long-overdue stability to the once wayward organization.

Once tenants in the league's poorest venue, the Patriots now play in one of the NFL's premier stadiums.

In the first 25 years of the Kraft family's ownership, the Patriots have won more games and more often than any other NFL team, and Kraft has successfully implemented many initiatives that have accelerated the franchise's many worst-to-first transitions.

From 2000-09, the Patriots set multiple NFL records and earned "Team of the Decade" acclaim from numerous publications. During the first decade of the new millennium, the Patriots established three NFL consecutive win streak records: a 10-game win streak in the postseason, a 21-game overall win streak (including playoff games) and a 21-game regular-season win streak. The Patriots won 126 regular-season games, the most by an NFL team in one decade in the history of the league. The Patriots also became just the second team in NFL history to win three Super Bowls in four years. New England now has 113 regular-season wins and 16 postseason wins so far this decade (2010-present) for 129 total wins, the most ever in a single decade.

In the past 25 seasons (1994-2018), the Patriots won 312 games (including playoffs) for an average of 12.5 wins per season and captured more Super Bowl titles (6), conference titles (10), division titles (18), playoff wins (33), victories in a single season (18) and victories in a regular season (16) than any other team.

Of all the team's recent achievements, arguably the most significant contribution to the organization's future success

was securing financial approval for the construction of a new world-class stadium, the first of its kind in the franchise's history. Kraft developed the creative private-financing strategy for the \$325 million construction of Gillette Stadium. Many financial experts dismissed the viability of his plan, which relied on year-round club memberships for new clientele rather than the more conventional sale of private seat licenses to existing season ticket holders. Kraft's unprecedented plan was considered a financial risk, but proved to be universally successful.

Throughout the stadium initiative, no one was more involved in each phase of the project, including the planning, construction, opening and ongoing operation and development of Gillette Stadium. Kraft worked closely with stadium designers to create a world-class sports and entertainment facility that would highlight features indigenous to New England. His team not only delivered on the promise of a fan-friendly facility, but did so on time and under budget. Kraft feels strongly that Gillette Stadium needs to be continually evolving to meet the changing needs of fans. To that end, he was the creative force behind recent stadium enhancements including the Optum Field Lounge, the DraftKings Fantasy Sports Zone and the Cross Insurance Pavilion & Business Center.

Kraft and the project team also drew praise for innovative environmental practices. In June of 2001, the Environmental Business Council presented the Kraft Group with the Environmental Award for Corporate Leadership. In May of 2002, the Kraft Group received New England's Environmental Merit Award from the U.S. Environmental Protection Agency for the development and construction of Gillette Stadium.

In 2002, Jonathan and Robert Kraft received the Sports Industrialists of the Year award, presented annually by Sports Business Daily. That year, the Krafts celebrated New England's first Super Bowl championship. Just a few months later, they christened their new stadium, earning various awards and acclaim for the project. They negotiated a new naming rights partnership with Gillette and celebrated a spectacular grand opening by hosting the 2002 season premiere of Monday Night Football as Super Bowl champions, presenting both the stadium and their 2001 Super Bowl banner to the fans of New England. One month later, the Krafts' Major League Soccer franchise, the New England Revolution, won the Eastern Conference to qualify for the MLS Cup.

2019 NFL OWNER COMMITTEES

- Digital Media Committee - Co-Chairman
- Business Ventures Committee

which drew over 61,000 fans to Gillette Stadium, the largest crowd in MLS history at that time.

Prior to the Kraft family's ownership, the Patriots fan base was limited in range and scope. As a lifelong Patriots fan, Kraft was committed to expanding the Patriots fan base through innovative multimedia outreach. Under his directive, the Patriots became the first professional sports team to launch an official web site in March of 1995. Just two years later, the team debuted the first use of streaming video, offering a nightly video update. The Patriots other Internet initiatives include a highly successful e-commerce division, providing Patriots fans around the world easy access to Patriots merchandise and apparel. In 2004, the team showed their commitment to globalizing the Patriots brand when they launched the NFL's first Chinese-language version of their website. Entering the 2019 season, the Patriots have 262 registered fan clubs in 42 countries. The Patriots are also among the top teams in the NFL in terms of social media presence, reaching more than 15 million followers across various platforms, with over seven million Facebook fans, four-plus million Twitter followers and nearly four million followers on Instagram. As chair of the league's digital committee, Kraft continues to seek innovative ways to enhance the day of game experience for all Patriots fans. Gillette Stadium features one of the league's only ubiquitous WiFi solutions, allowing fans to stay connected throughout the game on their mobile devices. The Patriots mobile app, which gives fans in-stadium access to live streaming of NFL RedZone, among other content, is one of the most advanced in the league.

Following the Super Bowl XXXVI championship, Kraft commissioned the production of a DVD entitled "3 Games to Glory," providing fans an opportunity to re-live three of the most memorable games in franchise history. Since then, he has overseen the production of five sequels, each featuring over five hours of behind-the-scenes content on a multi-disc DVD set. The Patriots are the only NFL team to produce and sell such extensive commemorative DVDs.

A graduate of Williams College (1986), Kraft is a Trustee Emeritus and former chair of the school's investments committee. He received his MBA from Harvard Business School (1990), where he currently serves on the Dean's Board of Advisors. Kraft is on the board of trustees for the Belmont



Hill School, Dexter Southfield and Massachusetts General Hospital, where he chairs the finance committee, and is a member of the MIT Corporation Visiting Committee for the Sloan School of Management. Additionally, Kraft is a board member for Partners HealthCare and sits on the advisory board for the Billie Jean King Leadership Initiative.

Kraft is active in youth athletics and has coached Pop Warner Football, youth soccer and Little League baseball in the greater Boston area. He is also a member of the national Board of Directors for Pop Warner Little Scholars, Inc.

Jonathan and his wife, Patti, have three children.

A DECADE OF DOMINANCE (2000-09)

When Robert Kraft purchased the New England Patriots in 1994, few would have thought that just 18 years later the franchise would be the undisputed team of the decade in the first decade of the new millennium. Kraft brought a winning vision to the organization and dedicated his resources to building a consistent winner. On Jan. 27, 2000, Kraft hired Bill Belichick to coach the team, and three months later the team drafted then-unheralded quarterback Tom Brady, putting the final pieces in place for the Patriots to become the most successful NFL team of the 2000s. The tallies listed below represent totals during the 2000-09 seasons.

Super Bowl Titles

New England	3
Pittsburgh	2
Baltimore	1
Indianapolis	1
New Orleans	1
N.Y. Giants	1
Tampa Bay	1

Conference Titles

New England	4
Indianapolis	2
N.Y. Giants	2
Pittsburgh	2
10 Teams	1

Division Titles

New England	7
Indianapolis	6
Philadelphia	5
Pittsburgh	5
San Diego	5

Note: The Patriots also finished tied for the division lead twice during the 2000s but lost the division title on tiebreakers in 2002 and 2008.

Playoff Wins

New England	14
Philadelphia	10
Pittsburgh	10
Indianapolis	9
Baltimore	8

Playoff Winning Percentage

Team	W	L	Pct.
New England	14	4	.777
New Orleans	5	2	.714
Pittsburgh	10	4	.714
Arizona	4	2	.667
Carolina	5	3	.625
Baltimore	8	5	.615

Playoff Games Played

(Includes 2009 Wild Card Round)

New England	18
Philadelphia	18
Indianapolis	17
Pittsburgh	14
Baltimore	13
N.Y. Giants	11

Overall Wins

(Includes Regular Season and Playoffs)

New England	126
Indianapolis	124
Pittsburgh	113
Philadelphia	113
Baltimore	100

Overall Winning Percentage

(Includes Regular Season and Playoffs)

Team	W	L	T	Pct.
New England	126	52	0	.708
Indianapolis	124	53	0	.701
Pittsburgh	113	60	1	.652
Philadelphia	113	64	1	.638
Green Bay	98	71	0	.580

Most Victories in a Season

(Inc. Playoffs), 2000-09

Team	Year	W
New England	2007	18
New England	2003	17
New England	2004	17
Baltimore	2000	16
St. Louis	2001	16
Pittsburgh	2004	16
Indianapolis	2006	16
Indianapolis	2009	16
New Orleans	2009	16

Most Victories in a Single Regular Season, 2000-09

Team	Year	W
New England	2007	16
Pittsburgh	2004	15
New England	2003	14
New England	2004	14
Indianapolis	2005	14
Indianapolis	2009	14
St. Louis	2001	14

Most points scored in a game in the 2000s

Rk	Team	Date	Opp	PF	PA
1	NE	10/18/09	Ten	59	0
2	CIN	11/28/04	Cle	58	48
3	STL	10/01/00	SD	57	31
4	NE	11/18/07	Buf	56	10
4	KC	10/24/04	Atl	56	10
4	NYJ	09/28/08	Ari	56	35
4	PHI	09/23/07	Det	56	21

Total Point Differential, 2000-09

Team	PF	PA	Diff.
New England	4003	2897	+1106
Indianapolis	4269	3286	+983
Philadelphia	3758	2883	+875
Pittsburgh	3585	2779	+806
Green Bay	3921	3282	+639

Playoff Games Hosted

New England	9
Philadelphia	9
Pittsburgh	8
Indianapolis	8

Major Sports League Titles, 2000-09

Los Angeles Lakers	NBA	4
New England Patriots	NFL	3
San Antonio Spurs	NBA	3
Boston Red Sox	MLB	2
Detroit Red Wings	NHL	2
Houston Dynamo	MLS	2
Los Angeles Galaxy	MLS	2
New Jersey Devils	NHL	2
New York Yankees	MLB	2
Pittsburgh Steelers	NFL	2
San Jose Earthquakes	MLS	2

Major Sports Conference Titles, 2000-09

Los Angeles Lakers	NBA	6
New England Patriots	NFL	4
New England Revolution	MLS	4
Los Angeles Galaxy	MLS	4
New York Yankees	MLB	4
Detroit Red Wings	NHL	3
New Jersey Devils	NHL	3
San Antonio Spurs	NBA	3

Seasons of NFL Playoff Advancement

Philadelphia	7
New England	6
Pittsburgh	5
Baltimore	4
Indianapolis	4
Green Bay	3
Oakland	3
Seattle	3
New Orleans	3

TOGETHER WE CAN TACKLE ANYTHING.

Because cheering for our favorite team
has the power to connect us all.



Official Bank of the New England Patriots

What would you like the power to do?®

FOOTBALL STAFF





BILL BELICHICK



HEAD COACH



DIVISION TITLES: 75, 78, 86, 89, 90, 96, 98, 01, 03, 04, 05, 06, 07, 09, 10, 11, 12, 13, 14, 15, 16, 17, 18



CONFERENCE TITLES: 86, 90



CONFERENCE TITLES: 96, 01, 03, 04, 07, 11, 14, 16, 17, 18



SUPER BOWLS: 86, 90, 01, 03, 04, 14, 16, 18

Bill Belichick completed his 44th season as an NFL coach in 2018 and is in his 20th season as head coach of the New England Patriots. Belichick is the only head coach in NFL history to win six Super Bowl titles. In 2018, Belichick won his sixth Super Bowl, joining George Halas and Curly Lambeau as the only NFL coaches with six championships. In the process he also won a ninth conference championship, captured the AFC East crown for the 10th consecutive season and won at least 11 regular-season games for the 16th time in his head coaching career, extending his NFL record in all categories.

Belichick enters 2019 with the most wins among all active coaches and is currently third all-time with 292 total victories as a head coach. Belichick's winning percentage of .685 ranks first in NFL history among coaches with 150 or more wins. He has led the Patriots to a winning record for 18 consecutive seasons (2001-18), trailing only Dallas' Tom Landry, who recorded 20 consecutive winning seasons from 1966-85. Belichick has also notched 31 postseason wins in his career, most by a head coach in NFL history. He enters his 45th consecutive year as an NFL coach, matching the NFL mark for most consecutive seasons as a NFL coach. Belichick shares the mark with Pro Football Hall of Famer Dick LeBeau. The only other NFL coach with at least 40 consecutive NFL coaching seasons is Tom Moore with 41.

Belichick, who was hired by Patriots Chairman and CEO Robert Kraft on Jan. 27, 2000, is in his 20th season with the Patriots. In 19 seasons, Belichick has so far delivered six Super Bowl championships, nine conference titles, 16 division crowns and 30 playoff victories, while posting an overall record of 255-89. Entering 2019, the Patriots have won 10 consecutive division championships, extending their NFL record previously held by the L.A. Rams (1973-79). Belichick directed the Patriots to victories in Super Bowls XXXVI (2001), XXXVIII (2003), XXXIX (2004), XLIX (2014), LI (2016) and LIII (2018), and in 2007 he became the only NFL head coach to guide his team to a 16-0 regular season. From 2003 to 2004, Belichick directed the Patriots to a winning streak of 21 consecutive games, including the postseason. In 2018, Belichick joined Marv Levy (4) and Don Shula (3) as the only NFL head coaches to lead their team to three consecutive Super Bowl appearances.

Despite an NFL system designed to ensure parity, Belichick's program has produced a remarkable run of sustained on-field success. From 2000-18, the Patriots won 74 percent of their regular-season games (225-79), among the highest winning percentages of any major American professional sports team over that span. Over a 100-game stretch from 2003-09, Belichick directed the team to 81 wins, the most in NFL history by a head coach. Additionally, the Patriots enter 2019 with 129 wins (regular and postseason) in this decade surpassing their previous NFL record for wins in a decade

BELICHICK BY THE NUMBERS

45th NFL Coaching Season

25th Head Coaching Season

20th Season as Patriots Head Coach

Career Record: 292-134 (.685)

Regular Season: 261-123 (.680)

Postseason: 31-11 (.738)

Patriots Record: 255-89 (.741)

AMONG THE GREATS

Coach Belichick has 292 career wins and a career winning percentage of .685, which is the highest in NFL history among all NFL coaches with at least 150 career victories.

TOP WINNING PERCENTAGE AMONG HEAD COACHES WITH AT LEAST 150 WINS

Head Coach	Team(s)	Years	W	L	T	Pct.
Bill Belichick	CLE/NE	1991-95, 00-18	292	134	0	.685
George Halas	CHI	1920-29, 33-42, 46-55, 58-67	324	151	31	.682
Don Shula	BAL/MIA	1963-95	347	173	6	.666
Curly Lambeau	GB/CHC/WAS	1921-53	229	134	22	.631

NOTE: Winning percentages are calculated using official NFL rules. Ties are not included in winning percentage prior to 1972. Since 1972, a tie counts as a half-win, half-loss.

with 126 victories from 2000-09. Belichick has led the Patriots to a winning record in each of the last 18 seasons. From 2011-18, Belichick's teams won the AFC East title and advanced in the playoffs, with the Patriots eight straight years of playoff advancement extending their NFL record previously held by Dallas with six (1991-96). Additionally, New England is the only franchise in the NFL to qualify for the playoffs in each of the last 10 seasons (2009-18).

Belichick's 31 career playoff wins are the most all-time among head coaches, while New England's 16 playoff victories from 2010-19 are the most in any decade in NFL history. He has compiled a career playoff record of 31-11, with his .738 playoff winning percentage placing him second in NFL history.

Belichick's Patriots have rarely been rattled, able to consistently maintain leads and bounce back following losses. Since the beginning of the 2003 season, New England is 48-8 (.857) in regular-season games following a loss, dropping back-to-back regular-season contests just eight times over that span.

“Let me tell you about someone I do admire. [Bill Belichick] of the New England Patriots has been in the prisons with me. He’s met gang members in my home; he’s met gang members in Cleveland. He’s put up money. He’s opened up areas of education for us very quietly and very strongly.”

— JIM BROWN, HALL OF FAME RUNNING BACK

In addition, the Patriots have consistently maintained their focus throughout the year and have played their best football late in the season. Since 2001, the Patriots lead the league with a 112-31 (.782) overall record in games played on Thanksgiving or later in the NFL season, including playoffs. As the season wears on, the Patriots have only gotten better, posting an NFL-best 45-15 (.750) mark since 2001 in games played on Christmas or later in the NFL season and have gone an NFL-best 65-13 (.833) in the month of December.

MOVING ON UP

Belichick’s 292 career wins as a head coach rank third all-time in NFL history.

MOST ALL-TIME WINS AMONG NFL HEAD COACHES

Head Coach	Team(s)	Years	W	L	T
Don Shula	BAL/MIA	1963-95	347	173	6
George Halas	CHI	1920-29, 33-42, 46-55, 58-67	324	151	31
Bill Belichick	CLE/NE	1991-95, 00-18	292	134	0
Tom Landry	DAL	1960-88	270	178	6
Curly Lambeau	GB/CHC/WAS	1921-53	229	134	22

Since becoming Patriots head coach in 2000, Belichick is 67-15 (.817) in December, the second-best record in December among head coaches with one team in NFL history (min. 25 games), behind George Seifert (27-6, .818). Additionally, Belichick is the first head coach in NFL history to lead a team to three straight 500-point seasons (2010-12) and the Patriots are the first franchise in NFL history to score 500 or more points in four seasons (2007-589, 2010-518, 2011-513 and 2012-557).

2018 SEASON HIGHLIGHTS

Belichick guided New England to a 13-3 win against the Los Angeles Rams in Super Bowl LIII, his sixth Super Bowl win as a head coach, extending his NFL record for Super Bowl victories by a head coach. Belichick, who led New England to its eighth straight conference championship game, devised a game plan kept the high-flying Rams offense, who averaged 30 points per game, to just a field goal, tying the fewest points ever allowed in a Super Bowl.

Belichick coached the Patriots to an 11-5 regular-season record, earning his 18th straight winning season, which is now second-most behind Tom Landry’s 20 with Dallas (1966-85). He also extended his NFL record by capturing his 16th division title. It was also the club’s 10th straight, which is also an NFL record.

Belichick entered the 2018 season tied with Tom Landry

SUPER SUCCESS

Bill Belichick won his sixth Super Bowl in 2018 to give him the most Super Bowl wins by any head coach in NFL history.

MOST SUPER BOWL VICTORIES

Head Coach	Team	Titles	Seasons
Bill Belichick	NE	6	2001, 2003, 2004, 2014, 2016, 2018
Chuck Noll	PIT	4	1974, 1975, 1978, 1979
Joe Gibbs	WAS	3	1982, 1987, 1991
Bill Walsh	SF	3	1981, 1984, 1988

NOTE: Sorted by most recent championship. Super Bowls have determined NFL champion since 1966.

HEAD COACHES WITH FOUR OR MORE NFL TITLES (Listed alphabetically)

HEAD COACH	CHAMPIONSHIP TEAM(S)
Bill Belichick	6- NE (SB XXXVI, XXXVIII, XXXIX, LI, LII), XLIX, LI, LIII)
George Halas.....	6- CHI (1921, 33, 40, 41, 46, 63)
Curly Lambeau.....	6- GB (1929, 30, 31, 36, 39, 44)
Vince Lombardi.....	5- GB (1961, 62, 65, SB I, II)
Chuck Noll.....	4- PIT (SB IX, X, XII, XIV)

PLAYOFF SUCCESS

Coach Belichick has won 31 career playoff games, the most by a head coach in NFL history.

MOST PLAYOFF WINS BY AN NFL HEAD COACH

Coach	Team(s)	Wins
Bill Belichick	Cleveland Browns, NE Patriots	31
Tom Landry.....	Dallas Cowboys.....	20
Don Shula.....	Baltimore Colts, Miami Dolphins.....	19
Joe Gibbs.....	Washington Redskins.....	17
Chuck Noll.....	Pittsburgh Steelers.....	16

for third all-time in NFL history with 250 career regular-season wins behind Don Shula (328) and George Halas (318). The 27-20 opening-day win over Houston pushed him past Landry into sole possession of third place.

Belichick’s recent accomplishments are the latest triumphs in an NFL coaching career that began in 1975, during which he has helped produce eight Super Bowl titles, 12 conference championships and 23 division titles. Now in his 45th season in the NFL, he has more years of NFL experience than any of the other 31 active head coaches. He won his first two Super Bowls as the defensive coordinator for the New York Giants in 1986 and again in 1990 before claiming six Super Bowl championships with the Patriots.

THE PATRIOT YEARS

Once he became Patriots head coach, Belichick needed just one season to successfully implement his plan for success. In 2001, his second season in charge, the Patriots rebounded from a 5-11 record in 2000 to improve to 11-5, tying what was then the franchise record for regular-season wins. With a 20-17 victory over the Rams in Super Bowl XXXVI, the Patriots tied the franchise’s then-record of 14 overall wins. In 2003 and 2004, the Patriots eclipsed those marks in each season, posting identical 14-2 records in the regular season and notching 17 total wins and a Super Bowl title in each year.

From 2003-04, Belichick directed the Patriots through

EXTRA POINTS

- Belichick spent 20 years as an assistant coach in the NFL and this is his 25th season as a head coach. According to the Elias Sports Bureau, he is the only man in NFL history to serve 20 or more seasons as an assistant coach and at least 20 seasons as a head coach.
- Belichick's Patriots teams own the all-time NFL records for consecutive total victories, including post-season games (21 from 2003-04) and consecutive playoff victories (10 from 2001-05).
- Coach Belichick's career winning percentage of .685 (292-134) is the highest all-time among head coaches with 150 or more wins.
- In 2007, Coach Belichick led the Patriots to the NFL's first 16-0 regular season and joined Halas and Don Shula as the only coaches in NFL history to direct their teams to an undefeated regular season.
- Coach Belichick is the only head coach in NFL history to win three Super Bowls in four seasons (2001, 2003, 2004).
- With 45 years of NFL coaching experience, Belichick is the longest tenured coach among active NFL head coaches. His 45 consecutive years as an NFL coach are now tied for most in NFL history with Dick LeBeau, who coached through 2017.
- The 2018 AFC Championship victory was Belichick's ninth conference championship win as a head coach. His nine conference titles are the most in NFL history during the Super Bowl era, besting Don Shula's six.
- Six former assistants on Coach Belichick's staffs are head coaches in the NFL or college in 2018 (Kirk Ferentz, Iowa; Brian Flores, Miami Dolphins; Bill O'Brien, Houston Texans; Matt Patricia, Detroit Lions; Nick Saban, Alabama; Mike Vrabel, Tennessee Titans). Four of Coach Belichick's former assistants are NFL general managers in 2018 (Thomas Dimitroff, Atlanta; Jason Licht, Tampa Bay, Jon Robinson, Tennessee; Bob Quinn, Detroit).
- Belichick is the only head coach in NFL history to win at least 14 regular-season games in five separate seasons.
- Belichick is the first head coach in NFL history with 16 straight seasons with at least 10 victories. George Seifert is second with eight (1989-96).

the most prosperous two-year period for any team in NFL history, netting back-to-back Super Bowl victories and consecutive 17-2 campaigns. The team's 34 victories from 2003-04 mark the highest two-year win total in the NFL's 99-year history. An overall winning streak of 21 consecutive games, including the postseason – also unprecedented in NFL annals – spanned the two seasons. New England was undefeated at home in both 2003 and 2004, and set a franchise record by winning 21 straight home games from 2002-05.

During the 2004 season, the Patriots tied the regular-season record by a defending Super Bowl champion (14-2). New England capped the year with another memorable playoff run, culminating in a 24-21 victory over the Philadelphia Eagles in Super Bowl XXXIX.

In 2005, New England won 11 games despite being

DIVISION DOMINANCE

Belichick's 16 division titles as a head coach are the most in NFL history. Belichick's 16 are the most since the 1970 AFL-NFL merger, ahead of Don Shula's 11.

MOST DIVISION TITLES BY AN NFL HEAD COACH

Coach	Team(s)	Division Titles
Bill Belichick	New England Patriots	16
Tom Landry	Dallas Cowboys	13
Don Shula	Baltimore Colts, Miami Dolphins	13

Belichick is the only head coach to win 10 consecutive division titles and the only coach to do so in the salary-cap era.

CONSECUTIVE DIVISION TITLES

Head Coach	Team	Consec. Titles	Seasons (2009-15)
Bill Belichick	NE	10	(1950-55)
Paul Brown	CLE	6	(1950-58)
Tom Landry	DAL	6	(1966-71)
Bud Grant	MIN	6	(1973-78)
Chuck Noll	PIT	6	(1974-79)

CONTINUED ADVANCEMENT

TEAMS TO WIN AT LEAST ONE PLAYOFF GAME IN CONSECUTIVE SEASONS

Team	Consec. Seasons	Years	Wins
NE	8	2011-18	16
DAL	6	1991-96	12
NE	5	2003-07	11
BAL	5	2008-12	9
GB	5	1993-97	9
SEA	5	2012-16	8
PHI	5	2000-04	7
OAK	5	1973-77	7

forced to use 45 different starters, an NFL record for a division champion. After starting the season 4-4 and facing a rash of injuries, the Patriots won six of their next seven games to claim their third straight division title.

In 2006, Belichick directed the Patriots to a berth in the AFC Championship Game for the third time in four years and for the fourth time in six seasons. New England won the AFC East division for the fourth consecutive season and set a franchise record by allowing just 14.8 points per game. The Patriots 14 total victories tied what was then the second highest total in franchise history.

In 2007, Coach Belichick earned Associated Press NFL Coach of the Year honors as the Patriots became the fourth team in the league's history to complete an undefeated regular season and the first to achieve the feat since the NFL increased the number of regular-season games from 14 to 16 in 1978. Belichick joined Pro Football Hall of Famers George Halas and Don Shula as the only head coaches to complete *"Bill is a great friend and has done a tremendous job for a long time. He certainly taught me a lot and has been a real positive mentor to me."*

— NICK SABAN, HEAD COACH AT THE UNIVERSITY OF ALABAMA

“I HAVE A GREAT DEAL OF RESPECT FOR HIM. HE’S THE BEST COACH THAT EVER COACHED THE GAME.”

— RODNEY HARRISON, 15-YEAR NFL PLAYER

undefeated regular seasons. New England’s 18 overall victories in 2007 tied the 1985 Chicago Bears and the 1984 San Francisco 49ers for the most in league history. New England became the first team in NFL history and the first major American pro sports team since 1884 to open a season with 18 straight wins. The Patriots set the then-NFL records for points (589) and touchdowns (75), while their +315 point differential still stands as the best in NFL history.

In 2008, Belichick led the Patriots to an 11-5 record. Despite losing QB Tom Brady to a season-ending injury in Week 1, New England ranked among the NFL’s top 10 teams in terms of yards gained (5th), points scored (8th), fewest yards allowed (10th) and fewest points allowed (8th), marking the fourth time the club finished in the top 10 in all of those categories since joining the NFL in 1970. The Patriots also finished in the top 10 in all those categories in 2015 and 2016. At the conclusion of the regular season, the Patriots were among the league’s hottest teams, winning five of their last six games and going undefeated in December (4-0).

In 2009, the Patriots finished the season with a 10-6 record and claimed another AFC East title. They became the first team to win more than half of their games in nine straight seasons since free agency began in 1993.

In 2010, Belichick led a very young squad to an NFL-best 14-2 record, a division title and its eighth playoff appearance in his 11 seasons as New England’s head coach, receiving several major awards in the process. Belichick was named Associated Press Coach of the Year for the third time, joining Don Shula (four-time winner) and Chuck Knox as the only three-time winners. In addition, Belichick earned Peter King’s SI.com and Pro Football Weekly Coach of the Year.

Coach Belichick guided the Patriots to a league-best 518 points scored in 2010, third-most in franchise history behind the team’s 589 points in 2007 and 557 in 2012. The club record +28 turnover differential was a contributing factor to New England eclipsing 500 points for just the second time in team history. Belichick’s constant emphasis on protecting the football paid off with two NFL records. The Patriots went an NFL-record seven consecutive games without committing a turnover. No other NFL team had gone longer than four

“What he does, what [Bill] Belichick does with the team concept, it makes our jobs easier as other managers and coaches.”

— JOE TORRE, FOUR-TIME WORLD SERIES WINNING MANAGER

SUPER BOWL SAVVY

Most Super Bowl appearances by a head coach or assistant coach in NFL History

Bill Belichick	12 (Nine as a head coach)
Dan Reeves	7 (Four as a head coach)
Don Shula	6 (Six as a head coach)
Chuck Noll	5 (Four as a head coach)
Tom Landry	5 (Five as a head coach)
Marv Levy	5 (Four as a head coach)

POSTSEASON PROWESS

Bill Belichick has the second-highest winning percentage in NFL playoff history, trailing only the legendary Vince Lombardi, whose name is emblazoned on the Super Bowl trophy.

BEST POSTSEASON RECORDS IN NFL HISTORY
(Minimum 10 games)

Head Coach	Team(s)	W	L	Pct.
Vince Lombardi	GB/WAS	9	1	.900
Bill Belichick	CLE/NE	31	11	.738
Tom Flores	OAK/LA	8	3	.727
Bill Walsh	SF	10	4	.714
Joe Gibbs	WAS	17	7	.708
Jimmy Johnson	DAL/MIA	9	4	.692

In 2017, Belichick passed Tom Landry and Don Shula for most postseason appearances.

MOST POSTSEASON GAMES AS A HEAD COACH

Head Coach	Games
Bill Belichick (CLE/NE)	42
Tom Landry (DAL)	36
Don Shula (BAL/MIA)	36
Andy Reid (PHI/KC).....	26
Chuck Noll (PIT)	24
Mike Holmgren (GB/SEA)	24
Joe Gibbs (WAS).....	24

MOST POSTSEASON WINS AS A HEAD COACH

Head Coach	Wins
Bill Belichick (CLE/NE)	31
Tom Landry (DAL)	20
Don Shula (BAL/MIA)	19
Joe Gibbs (WAS).....	17
Chuck Noll (PIT)	16

straight games without turning the ball over. The Patriots had just 10 turnovers in 2010 (five interceptions and five fumbles), which tied an NFL record for fewest turnovers in a season.

In 2011, Belichick guided the Patriots to a 13-3 record, his fifth AFC Conference Championship and an appearance in Super Bowl XLVI. Under Belichick’s guidance, the Patriots

CONF. CHAMP. APPEARANCES

Bill Belichick reached his 13th conference championship as a head coach in 2018.

HEAD COACH CONF. CHAMP. APPEARANCES

Bill Belichick	13
Tom Landry.....	10
Don Shula.....	7
Chuck Noll.....	7
John Madden.....	6
Bill Cowher.....	6

HONORS & AWARDS

Coach Belichick has been honored with numerous awards in recognition of his success with the Patriots. He has earned NFL Coach of the Year honors from the Associated Press three times (2003, 2007 and 2010) and has finished in the top five in AP voting for NFL Coach of the Year Award seven other times (1994, 2001, 02, 04, 05, 08, and 14). Below is a sampling of the recognition he has earned since 2001:

2014 NFL COACH OF THE YEAR HONORS

- Kansas City's 101 Football Awards – AFC Coach of the Year

2010 NFL COACH OF THE YEAR HONORS

- Associated Press
- Peter King's SI.com
- *Pro Football Weekly*

2007 NFL COACH OF THE YEAR HONORS

- Associated Press
- *Sporting News*
- *Pro Football Weekly*/PFWA
- *USA Today*
- SI.com
- *Dallas Morning News*
- Kansas City's 101 Football Awards – AFC Coach of the Year

2004 NFL COACH OF THE YEAR HONORS

- *Sports Illustrated*
- SI.com
- Fox TV/Terry Bradshaw

OTHER 2004 HONORS

- ESPY Award – Best Coach/Manager
- U.S. Sports Academy Amos Alonzo Stagg Coaching Award

2003 NFL COACH OF THE YEAR HONORS

- Associated Press
- *The Sporting News*
- *Pro Football Weekly*/PFWA
- *Sports Illustrated*
- *Football Digest*
- SI.com
- NFL.com
- *Dallas Morning News*
- *San Francisco Chronicle*
- NFL Alumni
- Fox TV/Terry Bradshaw
- Victor Awards
- Kansas City's 101 Football Awards – AFC Coach of the Year

OTHER 2003 HONORS

- *Time Magazine*'s 100 most powerful and influential people in the world

2001 NFL COACH OF THE YEAR HONORS

- *Sports Illustrated*
- College & Pro Football Newsweekly
- *Dallas Morning News*
- ESPN
- CNN/SI
- Kansas City's 101 Football Awards – AFC Coach of the Year
- *USA Today*'s All-Joe Team

HALL OF FAMERS

From 1981-88, Coach Belichick tutored the linebackers for the New York Giants. His unit featured Lawrence Taylor and Harry Carson, both of whom are enshrined in the Pro Football Hall of Fame.

THE BELICHICK LIBRARY

Coach Belichick is an avid collector of football-related books, and along with his late father, Steve, amassed a library of more than 800 volumes. The library is believed to be one of the largest collection of football books in the world, behind the Pro Football Hall of Fame and the Library of Congress. In 2006, Coach Belichick moved his entire library to the Naval Academy, where his father coached for 33 years. The books are housed in a display at Ricketts Hall in Annapolis for future generations of football players, coaches and fans to enjoy.

SUPER COMEBACK

Bill Belichick coached the Patriots back from a 25-point deficit to win Super Bowl LI. A comeback of that magnitude is extremely rare. There had been 2,656 games where a team led by 25 points or more in NFL history, including the postseason. Those teams were 2,689-7-2, a winning percentage of .997.

finished the 2011 season with 6,848 total net yards, setting a new franchise record for most total net yards in a season. That total is fifth all-time in NFL history.

In 2012, Belichick became the eighth head coach in NFL history to record 200 overall victories and in the process, guaranteed a .500 or better record for the Patriots for the 12th straight season with a 12-4 record. Additionally, the Patriots made their second consecutive AFC Championship Game appearance.

From 2003-12, Belichick won more regular-season games (126) and more games overall (140) over a 10-year stretch than any other head coach in NFL history. He repeated the same feat by winning 126 games from 2007-16.

In 2013, Belichick guided New England to a 12-4 record, a fifth consecutive AFC East crown and third straight appearance in the AFC Championship Game. With his fifth victory of the season in 2013, Belichick passed Chuck Noll for fifth place on the NFL wins list with his 210th win as a head coach.

In 2014, Belichick led the Patriots to a win in Super Bowl XLIX, his fourth Super Bowl win as a head coach, matching Noll for the most Super Bowl victories. In the process, he won three postseason games to set an NFL record for career playoff victories by a head coach.

Belichick earned his 21st career postseason victory in the

"He's really special. I've always been a Bill Belichick person. He's got great roots. He's got an aura about him. He's got the fire you want to see, but he always gives other people credit."

— ROGER STAUBACH, HALL OF FAME QUARTERBACK

DOMINANT DEFENSE

2017 marked the 12th season since 2001 that the team kept opponents under 20 points per game, tied for most in the NFL over that span.

SEASONS ALLOWING 20 POINTS PER GAME OR FEWER SINCE 2001

Team	Seasons	Years
New England	12	2001, 03-04, 06-10, 14-17
Baltimore	12	2001, 03-06, 08-11, 14, 17-18
Pittsburgh	11	2001, 04-08, 10-12, 15, 17
Jacksonville	8	2001-02, 04-07, 17-18
Miami	8	2001-03, 05-06, 08, 11-12
Seattle	8	2005, 07, 11-16

AFC Championship Game vs. Indianapolis on Jan. 18, 2015, passing Tom Landry for the most playoff wins by a head coach in NFL history.

Belichick passed Curly Lambeau for sole possession of fourth place on the all-time wins list with his 230th career victory, a 17-16 win at N.Y. Jets on Dec. 21, 2014. He added to his record with his 12th straight season with 10 or more wins and won his 12th division title.

Belichick earned his 200th regular-season victory as a head coach after the Patriots 30-7 win at Minnesota on Sept. 14, 2014. He became just the sixth NFL head coach to reach that mark, joining Don Shula (328), George Halas (318), Tom Landry (250), Curly Lambeau (226) and Marty Schottenheimer (200).

In 2015, Belichick guided New England to a 12-4 record, a record seventh consecutive AFC East crown and fifth straight AFC Championship Game.

Belichick won 12 regular-season games for the 10th time in his head coaching career, most in NFL history, and appeared in his 10th AFC Championship Game. Belichick tied Tom Landry for most conference championship game appearances by a head coach.

In 2016, Belichick guided New England to a 34-28 overtime win against Atlanta in Super Bowl LI, his fifth Super Bowl win as a head coach, passing Chuck Noll for most Super Bowl victories by a head coach. In the process, he

"I get a big kick out of the perception publicly — all the media, and mostly the fans, because they don't see [and] he doesn't give you much. He's not there to draw attention to himself. But if you get in a social situation around Bill, he's got so much personality. He's interesting. He's funny. He's a great friend. I can't respect our relationship more than I do. He's about as good a friend as you can expect to have. If you go to dinner, you're going to talk about a lot of subjects. It's real apparent that Bill has no ego. He's not there to impress you about his championships. He's just sharing and asking. He shares with guys he knows are interested. It's like going to graduate school times 100."

— TONY LARUSSA, WORLD-SERIES-WINNING BASEBALL MANAGER

TOP 10 OFFENSE & DEFENSE

2016 marked the ninth time in team history and the fifth time under Bill Belichick that both the offense and defense have finished in the top 10.

PATRIOTS SEASONS WITH A TOP 10 OFFENSE AND TOP 10 DEFENSE UNDER BELICHICK

(Since 1970 Merger)

2016	Offense-4	Defense-8
2015	Offense-6	Defense-9
2008	Offense-5	Defense-10
2007	Offense-1	Defense-4
2004	Offense-7	Defense-9

won his 26th career playoff game, adding to his NFL record and tying Tom Landry and Don Shula by coaching in his 36th postseason game in Super Bowl LI.

Belichick led the Patriots to a 14-2 regular-season record to become the first head coach to win at least 14 regular-season games in five separate seasons. He also captured his 14th AFC East title, passing Tom Landry and Don Shula with 13. It was the eighth consecutive division crown for New England, which is also an NFL record.

Belichick reached his 11th conference championship game as a head coach in 2016 to move out of a tie with Tom Landry for most by a head coach since the 1970 merger.

With a win vs. N.Y. Jets in Week 16, Belichick won his 200th regular-season game with the Patriots, becoming the fifth NFL coach to reach 200 regular-season wins with one team.

Belichick led New England to a 13-3 regular-season record in 2017, his eighth conference championship, an appearance in Super Bowl LII and the team's 15th division title since he became head coach in 2000. Additionally, Belichick coached his team to its 16th postseason berth under his tenure, third all-time behind Don Shula (19) and Tom Landry (18).

Belichick also passed Tom Landry and Don Shula by coaching in his 37th career playoff game in the Divisional Playoff win vs. Tennessee

With a win over the N.Y. Jets in the regular-season finale, Belichick secured his 250th career regular-season victory, tying Tom Landry for third-most wins by a head coach in NFL history behind Don Shula (328) and George Halas (318). With a 13-3 record in 2017, Belichick is the first coach in NFL history with 13 or more wins in seven different seasons.

A COACHING JOURNEY

Belichick began his coaching career after graduating from Wesleyan University and accepting a staff assistant position with the Baltimore Colts in 1975. At the age of 23, he was named special assistant to Head Coach Ted Marchi-

"I saw the way, in my mind, the best coach in professional sports - not basketball, not football, not baseball, but in all sports - handled his team.... We're talking about arguably one of the greatest coaches of all time."

[on his visit to the Patriots offseason program]

— URBAN MEYER, THREE-TIME NCAA NATIONAL CHAMPION HEAD COACH

BILL BELICHICK'S YEAR-BY-YEAR RESULTS

Year	Team	Position	Regular Season			Playoffs		Finish
			W	L	T	W	L	
1975	Baltimore Colts	Special Assistant	10	4	0	0	1	AFC East Division Champions
1976	Detroit Lions	Asst. Special Teams	6	8	0			
1977	Detroit Lions	Asst. Special Teams/TEs/WRS	6	8	0			
1978	Denver Broncos	Asst. Special Teams/ Asst. to Defensive Coordinator	10	6	0	0	1	AFC West Division Champions
1979	New York Giants	Special Teams	6	10	0			
1980	New York Giants	Special Teams	4	12	0			
1981	New York Giants	Special Teams/Linebackers	9	7	0	1	1	3rd Place NFC East - Wild Card
1982	New York Giants	Special Teams/Linebackers	4	5	0			
1983	New York Giants	Linebackers	3	12	1			
1984	New York Giants	Linebackers	9	7	0	1	1	2nd Place NFC East - Wild Card
1985	New York Giants	Defensive Coordinator	10	6	0	1	1	2nd Place NFC East - Wild Card
1986	New York Giants	Defensive Coordinator	14	2	0	3	0	Division/Super Bowl Champions
1987	New York Giants	Defensive Coordinator	6	9	0			
1988	New York Giants	Defensive Coordinator	10	6	0			
1989	New York Giants	Def. Coordinator/Secondary	12	4	0	0	1	NFC East Division Champions
1990	New York Giants	Def. Coordinator/Secondary	13	3	0	3	0	Division/Super Bowl Champions
1991	Cleveland Browns	Head Coach	6	10	0			
1992	Cleveland Browns	Head Coach	7	9	0			
1993	Cleveland Browns	Head Coach	7	9	0			
1994	Cleveland Browns	Head Coach	11	5	0	1	1	2nd Place AFC Central - Wild Card
1995	Cleveland Browns	Head Coach	5	11	0			
1996	New England Patriots	Asst. Head Coach/Secondary	11	5	0	2	1	AFC East Division/ AFC Champions
1997	New York Jets	Asst. Head Coach/Secondary	9	7	0			
1998	New York Jets	Asst. Head Coach/Secondary	12	4	0	1	1	AFC East Division Champions
1999	New York Jets	Asst. Head Coach/Secondary	8	8	0			
2000	New England Patriots	Head Coach	5	11	0			
2001	New England Patriots	Head Coach	11	5	0	3	0	AFC East Division/Super Bowl Champions
2002	New England Patriots	Head Coach	9	7	0			
2003	New England Patriots	Head Coach	14	2	0	3	0	AFC East Division/Super Bowl Champions
2004	New England Patriots	Head Coach	14	2	0	3	0	AFC East Division/Super Bowl Champions
2005	New England Patriots	Head Coach	10	6	0	1	1	AFC East Division Champions
2006	New England Patriots	Head Coach	12	4	0	2	1	AFC East Division Champions
2007	New England Patriots	Head Coach	16	0	0	2	1	AFC East Division/AFC Champions
2008	New England Patriots	Head Coach	11	5	0			
2009	New England Patriots	Head Coach	10	6	0	0	1	AFC East Division Champions
2010	New England Patriots	Head Coach	14	2	0	0	1	AFC East Division Champions
2011	New England Patriots	Head Coach	13	3	0	2	1	AFC East Division/AFC Champions
2012	New England Patriots	Head Coach	12	4	0	1	1	AFC East Division Champions
2013	New England Patriots	Head Coach	12	4	0	1	1	AFC East Division Champions
2014	New England Patriots	Head Coach	12	4	0	3	0	AFC East Division/Super Bowl Champions
2015	New England Patriots	Head Coach	12	4	0	1	1	AFC East Division Champions
2016	New England Patriots	Head Coach	14	2	0	3	0	AFC East Division/Super Bowl Champions
2017	New England Patriots	Head Coach	13	3	0	2	1	AFC East Division/AFC Champions
2018	New England Patriots	Head Coach	11	5	0	3	0	AFC East Division/Super Bowl Champions
44-Year NFL Totals			433	256	1	43	19	
24-Year NFL Head Coach Totals			261	123	0	31	11	
19-Year Patriots Head Coach Totals			225	79	0	30	10	

Bold indicates head coaching seasons

“I’ve always obviously looked up to him as a coach, even before he became a head coach. He’s a guy that I admired. We’ve had the chance to talk about a lot of different things. We talk occasionally. Usually it’s me calling with a question. I’ve got a lot of respect for him.”

— JOHN HARBAUGH, HEAD COACH OF THE BALTIMORE RAVENS

“Bill Belichick. He is to this century what Paul Brown was to the previous century. With the way he has built teams, his strategic mind, the success he’s had — he would be my easy choice.”

— STEVE SABOL, FORMER PRESIDENT OF NFL FILMS ON HIS CHOICE FOR BEST NFL COACH OF THE PAST DECADE

BETTER THAN AVERAGE

Bill Belichick has led the Patriots to 18 straight winning seasons (2001-18), second all-time, behind 20 by Tom Landry.

Most Consecutive Seasons with a Winning Record

Head Coach	Team	Years
Tom Landry	Dallas	20 - 1966-85
Bill Belichick	New England	18 - 2001-18
Curly Lambeau	Green Bay	14 - 1934-47
Curly Lambeau	Green Bay	12 - 1921-32
George Halas	Chicago	10 - 1933-42
John Madden	Oakland	10 - 1969-78

broda. In 1976, Belichick joined Rick Forzano's staff with the Detroit Lions as an assistant special teams coach. The following year, he was given his first positional coaching assignment as the Lions tight ends and receivers coach. In 1978, Denver Broncos Head Coach Red Miller hired Belichick as the assistant special teams coach and assistant to defensive coordinator Joe Collier.

Belichick then spent 12 seasons with the New York Giants (1979-90) before becoming head coach of the Cleveland Browns (1991-95). He later joined Bill Parcells for several seasons as assistant head coach/secondary with New England (1996) and assistant head coach/secondary with the N.Y. Jets (1997-99) before returning to Foxborough.

Belichick returned to the Patriots as head coach after three seasons with the New York Jets as the team's assistant head coach/secondary coach, holding the responsibility of calling the team's defensive plays. In 1998, the Jets surrendered just 266 points, propelling the team to its first division title. After finishing the regular season with a franchise-best 12-4 overall record, the Jets advanced to the AFC Championship Game. In his first season with the Jets in 1997, Belichick's defense surrendered just 287 points, an average of 17.9 points per game, marking a significant 10.5-point per-game improvement from 1996.

NEW YORK GIANTS (1979-90)

In 1979, Belichick joined Ray Perkins' staff with the New York Giants as a defensive assistant and special teams coach, launching a 12-year tenure with the Giants. After the 1980 campaign, he drew the added responsibility of coaching the Giants linebackers. In 1983, he began coordinating the defense on Bill Parcells' staff and continued coaching the linebackers, a unit that would become known as one of the most dominant groups of all-time, featuring Pro Football

"When I first got the job [in Denver], Bill left Cleveland and people asked me how I would rank the head coaches. I had Bill number one and Joe Collier and Jeff Fisher as two and three. They kind of laughed at me at that time and they said, 'What do you mean? Why would you rank him there? He didn't have a lot of success in Cleveland.' I said, 'You just wait and see.'"

— MIKE SHANAHAN, TWO-TIME SUPER BOWL CHAMPION HEAD COACH

12-WIN SEASONS

Bill Belichick owns the NFL record among head coaches with 12 seasons of 12 or more wins.

Most 12-Win Seasons Among NFL Head Coaches

Head Coach	Team(s)	12-Win Seasons
Bill Belichick	New England	12
Don Shula	BAL, MIA	8
Tony Dungy	Indianapolis	6
Tom Landry	Dallas	6
Marty Schottenheimer	...CLE, KC, SD	5

Hall of Famers Lawrence Taylor and Harry Carson. He was officially appointed defensive coordinator in 1985, a position he held for the next six seasons. During his time as the Giants' defensive signal caller, his units were never ranked lower than 11th in the NFL and finished as high as second in the league three times, including the Super Bowl seasons of 1986 and 1990. Belichick's contributions with the Giants throughout the 1980s brought him national recognition as one of the best young assistant coaches in the NFL.

CLEVELAND BROWNS (1991-95)

Prior to joining the Patriots as an assistant, Belichick spent five seasons (1991-95) rebuilding the Cleveland Browns, whose 3-13 finish the year prior to his arrival was, up until that point, the worst in the history of the franchise. By 1994, the Browns were one of NFL's best teams, boasting the second-best record in the AFC.

Belichick's first head coaching opportunity came following the 1990 season, when his defensive efforts with the New York Giants helped claim a second Super Bowl title in five years. At the age of 38, he became the NFL's youngest head coach. In his first season, Belichick began the rebuilding process by restoring the foundation of the aging squad he inherited. In 1991, the Browns improved to 6-10 and played in 11 games that were decided by a touchdown or less.

Following back-to-back 7-9 campaigns in 1992 and 1993, the Browns improved to 11-5 in 1994, a mark that is still tied for the second-highest victory total in the history of the Browns franchise. The 1994 squad was defined by its defense, which allowed a league-low 204 points. In their return to the playoffs, the Browns defeated the Patriots, 20-13, in a first-round Wild Card game on New Year's Day 1995.

The 1995 season was disrupted by the mid-season announcement that the Cleveland Browns franchise would be moved to Baltimore at the conclusion of the campaign. The announcement caused an undeniable mid-season distraction contributing to a 5-11 finish. Belichick did not accompany the franchise's move to Baltimore after the 1995 season.

AN ASSISTANT WITH THE PATRIOTS

Patriots fans witnessed Belichick's impact on a team firsthand in 1996 when he joined the Patriots after five seasons as the head coach of the Cleveland Browns. That year, the Patriots claimed their first division title in 10 years with an 11-5 record and won their first two playoff games at Foxboro

FEWEST WEEKS WITH A LOSING RECORD SINCE 2001

New England	12
Pittsburgh Steelers	56
Denver Broncos	57
Baltimore Ravens	67
Green Bay Packers	70

“(He) has meant so much to me, not only professionally but personally. He’s really mentored me, taught me how to be a good coach, taught me how to identify a way to win each week, taught me how to evaluate players, taught me how to be a part of the draft. He was a mentor in other ways, a very big influence in my life, from off-the-field things, decisions you had to make, those kinds of things. There was nothing that he turned me away for. He would always be there to give me his advice. To me, that’s the greatest thing I got from him — he was willing to help me in any way to become a good coach and a good person.”

— JOSH McDANIELS, OFFENSIVE COORDINATOR/QUARTERBACKS COACH, ON BILL BELICHICK’S IMPACT ON HIM

Stadium to advance to Super Bowl XXXI. The 1996 Patriots defense allowed just 19.6 points per game and forced 34 turnovers, second in the AFC. In two playoff games, the defense allowed just nine points combined, propelling the Patriots to a berth in Super Bowl XXXI against Green Bay.

Eight former assistant coaches on Coach Belichick’s staffs in Cleveland or New England have gone on to become head coaches at the NFL or collegiate level.

PHILANTHROPY

Throughout his career, Coach Belichick has been active in a wide array of charitable endeavors in New England, New York, Cleveland and beyond.

Coach Belichick has been involved in the establishment of scholarship programs in New England, Maryland and Ohio. In 2013, he launched the Bill Belichick Foundation, a nonprofit organization created to provide coaching, mentorship and financial assistance to individuals, communities and organizations with a focus on the sports of football and lacrosse. The foundation has seen results of its work all over the globe. The program “Fields of Growth” was awarded a grant in 2014 via the foundation to build a lacrosse field in Uganda, and the group decided to name it in honor of the coach. Belichick has also supported and participated in events to aid Wesleyan University, his alma mater, which established a full, four-year scholarship for incoming students named the Belichick Scholarship. Additionally, he has presented the Steve Belichick Award in conjunction with the Annapolis Touchdown Club. The award, presented in the name of Coach Belichick’s late father, a longtime Naval Academy assistant coach, hon-

“Bill Belichick is the best coach I’ve ever competed against. I think it’s safe to say he’ll go down as the greatest NFL coach of all time.”

— PEYTON MANNING, FORMER NFL QUARTERBACK

ors an Annapolis resident deeply involved in sports without seeking a spotlight for their achievements.

Upon returning to New England in 2000, Belichick established an annual scholarship recognizing an outstanding student athlete at Annapolis High School.

Coach Belichick has dedicated his time to sharing his vast experience and insight with high school coaches, many of whom are building their own coaching careers and are shaping the next generation of football players. In 2013, Belichick served as a guest speaker at the Notre Dame coaches clinic. In 2010, Belichick was the keynote speaker at Rutgers University’s coaching clinic. In 2009, he addressed more than 500 Florida high school coaches at the Florida Gators Coaching Clinic. In previous years, Belichick has also addressed high school coaches at USA Football’s New England Coaching Camp and has spoken with Alabama high school coaches at the Alabama Coaching Clinic. Coach Belichick was also a keynote speaker at the Frank McGuire Foundation’s coaching seminar, addressing 600 New York-area high school coaches.

Coach Belichick has also lent his support to numerous foundations and fund raisers. He participated in the Samsung’s Four Seasons of Hope annual fund raising gala, where he introduced longtime friend Jon Bon Jovi to a list of honorees that included Joe Torre, Arnold Palmer, Magic Johnson and Boomer Esiason. The star-studded affair raised over \$500,000 to aid children and families in need. He was honored by Roxbury Comprehensive Community Center (RoxComp) and presented with the “Healthy Living Award.” He is also a supporter of Hall of Famer Jim Brown’s Amer-I-Can Foundation and has made speeches and appearances for Brown’s foundation. He also aids Hannah and Friends, a foundation founded by long-time colleague Charlie Weis to benefit individuals with special needs.

In 2010 Coach Belichick supported a charity called Friends of Jaclyn, an organization that helps children with cancerous brain tumors be “adopted” by teams of all levels. He served as co-chair of a gala event in Boston that raised awareness for this cause.

Since becoming Patriots head coach, Coach Belichick has participated in dozens of community events in New England, including the Best Buddies Challenge, the March of Dimes Walk America, the Rodman Ride for Kids, RoxComp’s Reading is the Best Medicine Program and the Mayors Cup Regatta on the Charles River to benefit AccesSportAmerica,

“You’re talking about a guy that’ll be a first-ballot Hall of Fame coach when he gets in there... That’s the biggest guy, and you like to go up against the very best, and that’s who he is.”

—FORMER NFL HEAD COACH REX RYAN



In the spring of 2009, Bill Belichick and former Patriots offensive coordinator Charlie Weis joined Jon Bon Jovi on stage to help support Hannah and Friends, a foundation created by Weis to benefit individuals with special needs.



The Bill Belichick Foundation donated funds to a program to help build a lacrosse field in Uganda and the group decided to name the field after coach Belichick.

a charity dedicated to the fitness of children and adults with disabilities. He is a supporter of the Pawtucket Police Athletic League. He has also participated in several events benefiting the Lazarus House, a non-profit charity serving the homeless of Merrimack Valley.

While in Cleveland, the Belichick family launched a charitable foundation benefiting the Zelma George Home, a shelter for homeless women and children. The Belichicks also established an annual scholarship awarded to an Annapolis High School senior for academic and athletic achievement.

ACADEMICS

Coach Belichick has received prestigious awards from two alma maters: Wesleyan University and Phillips Academy in Andover, Mass. At Wesleyan's commencement in 2002, Coach Belichick received the prestigious Baldwin Medal, awarded annually by the Wesleyan University Alumni Association. It recognizes outstanding contributions to public interest and to the university. In 2005, he received a Doctor of Humane Letters degree from Wesleyan. He was inducted into the Wesleyan University Athletic Hall of Fame in 2008. He is proud to remain close to his Phillips Academy roots, where he was bestowed the Distinguished Alumni Award in 1987 and the Distinguished Service Award in 2008. He was also honored at Phillips Academy when the school declared a day in his honor in 2002. Additionally, Belichick was among the 2011 inductees for Phillips Andover Academy's Athletics Hall of Honor.

Coach Belichick has enjoyed several annual offseason visits to New England schools to interact with students. His speaking engagements included visits to Southern Connecticut State University, Boston College, Wesleyan, Brown University, Salem State College, Phillips Andover Academy and a panel discussion on sports at the Fenn School's Alumni Dinner. He was a guest speaker at the 2006 NCAA Lacrosse All-American banquet held at the Final Four in Philadelphia and at the 2008 NCAA Lacrosse Championship Banquet at Gillette Stadium. In 2004, he received honorary doctorates

"[The Kraft family] made one of the great moves in the history of the NFL by hiring Bill Belichick and all that he's done. They've done famous things together. It's been fun to watch that. I've enjoyed that a lot. I have a tremendous respect for Bill and the job that Robert [Kraft] has done."

— PETE CARROLL, HEAD COACH OF THE SEATTLE SEAHAWKS

"If you love football, you love working for him. I've never been around a better listener than Bill. I always thought he was very easy to communicate with – very honest, very direct and very open."

— KIRK FERENTZ, HEAD COACH AT THE UNIVERSITY OF IOWA

FOOTBALL FAMILY

Bill Belichick is one of only five head coaches in NFL history whose father played in the NFL. The others are Joe Walton, David Shula, Mike Nolan and Todd Haley. Belichick's father, Steve, played fullback for the Detroit Lions in 1941 and coached for 33 years at the Naval Academy.

at Boston University and the New England Institute of Technology, where he also delivered the commencement address to over 900 graduates. In 2008, he addressed a group of 100 Foxborough-area middle school students and hosted them at a screening of the movie "The Express." Coach Belichick also delivered the commencement address at Suffield Academy in 2011.

PLAYING

Belichick lettered in football, lacrosse and squash while attending college at Wesleyan University in Middletown, Conn. He earned three letters in football while competing at center and tight end. As a senior, he was named captain of his lacrosse team. He was inducted into the Wesleyan University Athletics Hall of Fame as part of its inaugural class in 2008.

EDUCATION OF A COACH

In 2005, legendary author and historian David Halberstam wrote *The Education of a Coach*, a book which chronicled Bill Belichick's life and career in football.

PERSONAL

Bill Belichick was born April 16, 1952, in Nashville, Tenn., and raised in Annapolis, Md. His father, Steve, played fullback for the Detroit Lions in 1941 and coached for 33 years at the Naval Academy. Bill was a standout prep athlete at Annapolis High, where he has since been inducted into the school's Hall of Fame. He attended Phillips Academy in Andover, Mass., before enrolling at Wesleyan, where he earned his bachelor's degree in economics in 1975. In 2018, Belichick was one of six people appointed to the President's Council on Sports, Fitness and Nutrition, a committee that engages, educates and empowers all Americans to adopt a healthy lifestyle that includes regular physical activity and good nutrition.

"There's no hidden agenda here [in New England]. You're supposed to know what your job is and do your job. It's an easy set of circumstances to work with."

— SCOTT PIOLI, ASSISTANT GENERAL MANAGER OF THE ATLANTA FALCONS



CAM ACHORD



ASSISTANT SPECIAL TEAMS

10TH COACHING SEASON
2ND NFL SEASON
2ND PATRIOTS SEASON

SUPER BOWLS: 18

PRONOUNCED AY-cord COACHING

Cameron Achord enters his second season as assistant special teams coach with the New England Patriots in 2019. Achord joined the Patriots after five seasons with Southwest Mississippi Community College, where he served in roles as offensive coordinator, special teams coordinator, quarterbacks, running backs and tight ends coach, as well as recruiting coordinator. In 2014, Achord's kickoff return unit ranked third and the punt return unit ranked second in the nation in return average. In 2016 under Achord's tutelage, tight end Ravian Pierce earned All-American honors.

Prior to his stint at Southwest, Achord spent the 2010-11 seasons as a special teams graduate assistant, and worked with the linebackers at the University of Southern Mississippi. He spent the 2012 season as an offensive graduate assistant with the Eagles, working with the quarterbacks.

PLAYING

A four-year starter at free safety at Belhaven University, Achord served as a team captain in 2008 and 2009. He was a two-time Academic All-American honoree and twice named a Mid-South Conference Player of the Week. In addition, he was an All-Conference back in 2009 and an Honorable Mention back in 2007. In 2010, he participated in the NAIA Senior Classic.

PERSONAL

Achord is a Brookhaven, Miss., native and 2005 graduate of Brookhaven Academy. He is also a 2009 graduate of Belhaven University with degrees in computer information science and sports administration. He received a master's degree in sports management from the University of Southern Mississippi in 2011.

ACHORD'S COACHING CAPSULE

Years	Team	Position
2010-11	Southern Mississippi	Special Teams Graduate Assistant/Linebackers
2012	Southern Mississippi	Offensive Graduate Assistant/Quarterbacks
2013-14	Southwest Mississippi Community College	Special Teams Coordinator/Wide Receivers/Tight Ends/Recruiting Coordinator
2015	Southwest Mississippi Community College	Special Teams Coordinator/Pass Game Coordinator/Quarterbacks/Running Backs/Tight Ends/Recruiting Coordinator
2016-17	Southwest Mississippi Community College	Offensive Coordinator/Special Teams Coordinator/Quarterbacks/Running Backs/Tight Ends/Recruiting Coordinator
2018-19	New England Patriots	Assistant Special Teams



STEVE BELICHICK



SECONDARY, SAFETIES

8TH COACHING SEASON
8TH NFL SEASON
8TH PATRIOTS SEASON

SUPER BOWLS: 14, 16, 18

COACHING

Steve Belichick enters his first season season with the New England Patriots as secondary, safeties coach following three seasons as safeties coach and four years as a coaching assistant.

Under his guidance in 2018, the Patriots safeties were

part of a defense that held the L.A. Rams to a Super Bowl record-tying low three points en route to a victory in Super Bowl LIII. Duron Harmon also duplicated his performance from the previous season by leading the team and tying a career-high with four interceptions. In 2017, the Patriots safeties played a critical role within a unit that finished fifth in the

NFL by allowing 18.5 points per game. Devin McCourty was also selected to his fourth career Pro Bowl under Belichick's instruction.

PLAYING

After playing four years of lacrosse at Rutgers, Belichick walked on to the football team as a long snapper to help in preparations for a career in coaching. He was a three-year starter at linebacker, tight end and fullback as well as a long snapper at The Rivers School in Weston, Mass., before heading to Rutgers.

BELICHICK'S COACHING CAPSULE

Years	Team	Position
2012-15	New England Patriots	Coaching Assistant
2016-18	New England Patriots	Safeties
2019	New England Patriots	Secondary, Safeties



BRET BIELEMA



DEFENSIVE LINE

26TH COACHING SEASON
2ND NFL SEASON
2ND PATRIOTS SEASON

SUPER BOWLS: 18

PRONOUNCED *BEEL-ma* COACHING

Bret Bielema enters his second season with the New England Patriots and first as defensive line coach in 2019. Bielema joined the Patriots as consultant to the head coach last year. Prior to joining New England, Bielema was head coach at Arkansas from 2013-17 and head coach at Wisconsin from 2006-12. During his tenure as a head coach, Bielema coached his teams to three conference titles and coached future Patriots James White and Deatrich Wise and NFL stars including J.J. Watt, Russell Wilson and Joe Thomas. Before being promoted to the head coach position, Bielema spent the 2004-05 seasons at Wisconsin as a defensive coordinator. He joined the Badgers after spending the 2002-03 seasons at Kansas State as a co-defensive coordinator. Bielema got his start in coaching at his alma mater Iowa, first as a

graduate assistant from 1994-95 before being promoted to linebackers coach for the 1996-2001 seasons.

PLAYING

Bielema walked on to Iowa and earned a scholarship after his first year, lettering for the Hawkeyes as a defensive lineman from 1989-92. He was a member of Iowa's 1990 Big Ten championship team and named a team captain for his senior season. Following his graduation, Bielema signed a free agent contract with the Seattle Seahawks and ended his playing career in 1994 as a member of the Milwaukee Mustangs in the Arena Football League.

PERSONAL

Bielema was born in Prophetstown, Ill. on Jan. 13, 1970. He graduated from Iowa in 1992 with a bachelor's degree in marketing. Bret and his wife, Jen, have a daughter, Briella Nicole.

BIELEMA'S COACHING CAPSULE

Years	Team	Position
1994-95	Iowa	Graduate Assistant
1996-2001	Iowa	Linebackers
2002-03	Kansas State	Co-Defensive Coordinator
2004-05	Wisconsin	Defensive Coordinator
2006-12	Wisconsin	Head Coach
2013-17	Arkansas	Head Coach
2018	New England Patriots	Consultant to the Head Coach
2019	New England Patriots	Defensive Line



MOSES CABRERA



HEAD STRENGTH & CONDITIONING

22ND COACHING SEASON
9TH NFL SEASON
9TH PATRIOTS SEASON

SUPER BOWLS: 14, 16, 18

COACHING

Moses Cabrera enters his fourth season as the Patriots head strength and conditioning coach after five seasons as the Patriots assistant strength and conditioning coach. Cabrera took over for Harold Nash, who he assisted in the team's year-round conditioning program for five seasons. Cabrera joined the organization on March 31, 2011, after one season as an assistant strength coach at the University of Colorado. During his time in Boulder, Cabrera was responsible for the implementation of strength and conditioning programs for the school's football team.

Prior to his season at Colorado, Cabrera spent six years as an assistant strength coach at Fresno State where he was responsible for the design and implementation of strength

and conditioning programs for incoming football players, men's basketball, women's lacrosse and women's soccer.

Cabrera held graduate assistant strength coach positions from 2001-04 at Oral Roberts University, the University of Nebraska at Omaha and Fresno State. Cabrera began his coaching career at Oral Roberts, where he assisted with the design and implementation of strength and conditioning programs for 10 varsity sports from 1998-2000.

PERSONAL

Cabrera was born on Aug. 20, 1978, and raised in Deming, N.M. He graduated from Oral Roberts University in 2000 with a bachelor of science in kinesiology health and exercise science.

CABRERA'S COACHING CAPSULE

Years	Team	Position
1998-2000	Oral Roberts University	Student Assistant
2000-01	Oral Roberts University	Graduate Assistant
2001-02	University of Nebraska at Omaha	Graduate Assistant
2002-03	Fresno State	Graduate Assistant
2004	University of Nebraska at Omaha	Graduate Assistant
2004-09	Fresno State	Assistant Strength & Conditioning
2010	University of Colorado	Assistant Strength & Conditioning
2011-15	New England Patriots	Assistant Strength & Conditioning
2016-19	New England Patriots	Head Strength & Conditioning



NICK CALEY



TIGHT ENDS

15TH COACHING SEASON
5TH NFL SEASON
5TH PATRIOTS SEASON

SUPER BOWLS: 16, 18

COACHING

Nick Caley enters his third season as tight ends coach in 2019 after two seasons as a coaching assistant.

In Caley's first season as tight ends coach in 2017, Rob Gronkowski earned his fifth career Pro Bowl invitation, was named to the Associated Press All-Pro: First Team and led all tight ends in receiving yards (1,084) and yards per reception (15.7).

Prior to joining the Patriots, Caley spent 10 years coaching in the college ranks. He entered the NFL having coached

mainly on the defensive side of the ball at seven different schools, with a focus on the secondary. In addition to his coaching experience, Caley earned his bachelor of arts in communications from John Carroll (2006), a master of science, sport science and coaching from Akron (2008) and a master of education in educational leadership and policy studies from Iowa State (2011).

PERSONAL

Caley was born on Jan. 22, 1983, in Canton, Ohio. He and his wife Grace have a daughter, Caroline.

CALEY'S COACHING CAPSULE

Years	Team	Position
2005-06	John Carroll	Student Assistant
2006-07	Akron	Defensive Graduate Assistant
2008	Auburn	Defensive Administrative Assistant
2009-11	Iowa State	Defensive Graduate Assistant
2012	Eastern Illinois	Secondary Coach
2013	Arkansas	Defensive Graduate Assistant
2014	Florida Atlantic	Secondary Coach
2015-16	New England Patriots	Offensive Coaching Assistant
2017-19	New England Patriots	Tight Ends



DEMARCUS COVINGTON



OUTSIDE LINEBACKERS

8TH COACHING SEASON
3RD NFL SEASON
3RD PATRIOTS SEASON

SUPER BOWLS: 18

COACHING

DeMarcus Covington enters his first season as outside linebackers coach with the New England Patriots in 2019 after two seasons as a coaching assistant. Covington joined the organization in 2017 after spending the 2016 season as co-defensive coordinator and defensive line coach at Eastern Illinois. Prior to his time with the Panthers, Covington coached the defensive line at UT Martin in 2015. From 2013-14, he spent two seasons as a defensive graduate assistant at Ole Miss and in 2012, was a defensive graduate assistant at the University of Alabama-Birmingham.

PLAYING

Covington played collegiately at wide receiver for Samford University where he registered 62 receptions for 586 yards and two touchdowns from 2007-10. He graduated from Samford in 2011 and is currently working toward his master's degree at both UAB and Ole Miss.

PERSONAL

Off the field, Covington created Next Level in 2012, a non-profit football camp that serves as an outlet to the youth of his home town of Birmingham for a full day of football-related drills and activities. Covington and wife, Natasha have a son, Cassius.

COVINGTON'S COACHING CAPSULE

Years	Team	Position
2012	Alabama-Birmingham	Graduate Assistant
2013-14	Mississippi	Graduate Assistant
2015	UT Martin	Defensive Line
2016	Eastern Illinois	Co-Defensive Coordinator/Defensive Line
2017-18	New England Patriots	Coaching Assistant
2019	New England Patriots	Outside Linebackers



IVAN FEARS

RUNNING BACKS

44TH COACHING SEASON
29TH NFL SEASON
23RD PATRIOTS SEASON

SUPER BOWLS: 01, 03, 04, 14, 16, 18

COACHING

Ivan Fears, a 43-year coaching veteran, is in his 29th season in the NFL and his 23rd with the New England Patriots in 2019. He returned to New England in 1999 after beginning his NFL coaching career with the Patriots in 1991. Since returning, he has enjoyed 16 division championships, nine conference titles and six Super Bowl championships. He is in his 18th season as running backs coach, after having coached New England's wide receivers from 1999-2001 and previously from 1991-92.

Under Fears' guidance since 2002, the Patriots running backs have helped the team finish in the top 10 in offense 13 times in the last 17 seasons: 2018 (5), 2017 (1), 2016 (4), 2015 (6), 2013 (7), 2012 (1), 2011 (2), 2010 (8), 2009 (3), 2008 (5), 2007 (1), 2005 (7) and 2004 (7). Fears has also coached four different 1,000-yard rushers from his current post: Corey Dillon (franchise record of 1,625) in 2004, BenJarvus Green-Ellis (1,008) in 2010, Stevan Ridley (1,263) in 2012 and LeGarrette Blount (1,161) in 2016.

In 2018, Sony Michel set the NFL postseason record for most rushing touchdowns by a rookie in a single postseason with six. That mark tied for second-most rushing touchdowns in a single postseason run overall behind Terrell Davis' eight rushing scores during the 1997 playoffs.

Fears' other notable accomplishments with Patriots running backs include LeGarrette Blount setting a new franchise record with 18 rushing touchdowns in 2016 and Danny Woodhead setting a franchise mark with 5.6 yards per carry (minimum 90 attempts) in 2010, topping Don Calhoun's previous team mark of 5.59 set in 1976.

In 2008, the Patriots had their best rushing season in more than 20 years, averaging 4.4 yards per carry and totaling 2,278 yards and 21 rushing touchdowns. Fears' running backs also helped to consistently sustain drives, as the Patriots led the league in rushing first downs (145) and in drives of 10 plays or longer (38).

In 2004, the Patriots averaged 4.07 yards per carry, the most since 1985 (4.13-yard avg.). Dillon set the team's single-season rushing record with 1,635 yards and led the NFL with an average of 109.0 yards per game in which he appeared.

Fears took on running backs duties in 2002, and in his first season the position produced 1,508 yards rushing — the second highest total by the Patriots since 1996.

As receivers coach in 2001, Fears helped both Troy Brown and David Patten produce career years. Brown established a

franchise record with 101 receptions for a career-high 1,199 yards and earned his first trip to the Pro Bowl. It was Brown's first 1,000-yard season. Patten, who entered the season with just 71 career receptions in four seasons, claimed the starting role opposite Brown and was credited with 51 receptions for 749 yards and four touchdowns.

Fears originally joined the professional coaching ranks as the receivers coach on Dick MacPherson's staff with the Patriots in 1991. After two seasons in New England, he accepted a position with the Chicago Bears, where he coached the receivers for six seasons (1993-98) before returning to New England in 1999.

In 1991, his receiving corps featured Irving Fryar, Greg McMurtry and Michael Timpson. That year, Fryar turned in the first 1,000-yard season of his career, finishing with 1,014 yards on 68 receptions (14.9 avg.).

In 1993, Fears joined the Chicago Bears and inherited the team's first-round selection, Curtis Conway. In 1994, the Bears added Jeff Graham, a reserve receiver from the Steelers, and Fears helped develop the two into one of the premier receiving tandems in the league over a two-year span. In his first year with the Bears, Graham started 15 games and led the team with 68 receptions for 944 yards. In 1995, Conway and Graham became the first receiving tandem in franchise history to each record over 1,000 yards receiving in a single season. In 1996, Conway produced a career-high 81 receptions for 1,049 yards and became the first player in Bears history to record back-to-back 1,000-yard seasons.

Fears began his coaching career as a graduate assistant at William & Mary in 1976. In 1977, he drew his first positional responsibilities coaching receivers. His next two seasons (1978-79), he coached quarterbacks before accepting the role as receivers coach at Syracuse in 1980, a position he held for the next 10 seasons.

PLAYING

A three-year letterman as a running back at William & Mary (1973-75), his playing career was cut short after undergoing three knee operations during his collegiate career.


PERSONAL

Fears was born Nov. 15, 1954 in Portsmouth, Va. He grew up in Suffolk, Va., where he starred at John Yates High and was twice named the school's Outstanding Player of the Year. He also earned all-state honors as a senior. Fears and his wife, Beverly, have three children, Joshua, Aaron and Kimberly.

FEARS' COACHING CAPSULE

Years	Team	Position
1976	William & Mary	Graduate Assistant
1977	William & Mary	Receivers
1978-79	William & Mary	Quarterbacks
1980-90	Syracuse	Receivers
1991-92	New England Patriots	Receivers
1993-98	Chicago Bears	Receivers
1999-01	New England Patriots	Receivers
2002-19	New England Patriots	Running Backs

FOOTBALL
STAFF



JOE JUDGE



SPECIAL TEAMS COORDINATOR/ WIDE RECEIVERS

15TH COACHING SEASON
8TH NFL SEASON
8TH PATRIOTS SEASON

SUPER BOWLS: 14, 16, 18

COACHING

Joe Judge enters his eighth season with the New England Patriots in 2019 and first as special teams coordinator/wide receivers coach. Judge originally joined the organization as assistant special teams coach in 2012 and was promoted to special teams coach following Scott O'Brien's retirement in 2015.

Patriots special teams units have enjoyed successful seasons in Judge's first seven years with New England. Under Judge's guidance in 2018, Patriots special teams played a key role as part of the Super Bowl LIII Champion squad. In particular, the punt coverage team repeatedly pinned the L.A. Rams offense deep in their own territory throughout the game, forcing the Rams to start three of their drives inside their own 10-yard line. Special teams were also critical in a Week 7 win at Chicago, scoring touchdowns on a kickoff return and a blocked punt en route to a 38-31 victory.

In 2017, the kickoff and kickoff receiving teams each finished third in the NFL in average drive start position. Additionally, RB Dion Lewis led the AFC and finished fourth in the NFL with a 24.8 yards-per return average and earned AFC Special Teams Player of the Week honors after returning a kickoff 103 yards for a touchdown in a Week 10 game at Denver. P Ryan Allen also enjoyed a successful season under Judge, limiting opponents to just 23 punt returns for a 4.6 yard average, the lowest in team history. Special teamer Matthew Slater was selected to his seventh consecutive Pro Bowl, matching Steve Tasker for most special teams Pro Bowl honors in NFL history.

In 2016, Judge's kickoff team led the AFC in kickoff drive start position and finished third in the NFL, while finishing second in the league in drive start position in 2015. Additionally, the kickoff return team finished seventh in the NFL in kickoff return drive start and fourth in the AFC in 2016. Judge's punt teams have enjoyed similar success, finishing second in the NFL in punt coverage and second in opponents return average. As a punt returner, WR Danny Amendola led the entire NFL in punt return average in 2015 while averaging 12 yards-per-return. Having worked with Judge since 2012, WR Julian Edelman has become one of the most efficient

punt returners in the NFL. In 2012, Edelman averaged 15.5 yards-per-return while being limited by injury to only 17 punt returns that season. Edelman has become second all-time in Patriots history with a career punt return average of 11.7 yards, which also tied him for eighth all-time in the NFL for punt return average. Likewise, Judge has overseen some standout kickoff return performances. In 2016, RB Dion Lewis scored on the longest kickoff return touchdown in team postseason history with a 98-yard return for a touchdown vs. Houston in the AFC Divisional Playoff. In 2015, WR Keshawn Martin had the longest kickoff return in the AFC with his 75-yard return vs. Tennessee. In the 2016 postseason, DB Jonathan Jones finished tied for first in the NFL in postseason special teams tackles.

In addition to K Stephen Gostkowski leading the NFL in scoring for four of the past seven seasons under Judge's tutelage, Gostkowski was also elected to the Pro Bowl in 2013, 2014 and 2015. With 156 points in 2017, Gostkowski became the first player in NFL history with five 150-point seasons. He is one of three players to lead the league in scoring for at least five seasons. Under Judge's guidance, Gostkowski has been named AFC Special Teams Player of the Week five times and AFC Special Teams Player of the Month three times, while Allen has earned AFC Special Teams Player of the Week twice while working with Judge. Additionally, under Judge's tutelage Allen has become the Patriots all-time leader in punt average with a 45.0 career average. As a rookie in 2013, Allen set a Patriots rookie record with his 39.9 net average on punts and in 2016, finished second in the AFC in net punt average. Additionally, Matthew Slater has been selected to seven straight Pro Bowls as a special teamer and earned Associated Press First Team: All-Pro honors for the first time in his career in 2016, while Nate Ebner tied for the NFL lead in special teams tackles. Slater and Ebner were also the only two special teams players in the entire NFL to be selected to the All-Pro team.

In Judge's first season in 2012, New England led the NFL in extra points and finished second in punt return yards and fewest punt return yards allowed. In 2013, the Patriots finished tied for most field goals made and field goal percentage. In 2016, the field goal unit led the league in goal goals

made and was second in field goal percentage. In his first five years in New England, Judge's field goal blocking unit has the second-most blocked field goals across the entire NFL with seven blocked field goals.

Judge came to the Patriots after a three-year stint at the University of Alabama as a football analyst under coach Nick Saban. While on the Alabama staff, Judge was a member of two National Championship teams in 2009 and 2011 and assisted with the special teams units. At Alabama, Judge's special teams units boasted a First-Team All American kicker and Groza Award finalist (Leigh Tiffin, 2009), a First-Team All American return specialist (Javier Arenas, 2009), an SEC All-Freshman team punter (Cody Mandell, 2010) and a returner who finished his career ranked second all-time in NCAA return yards (Arenas).

Prior to going to Alabama, Judge spent one season at Birmingham-Southern where he served as special teams/linebackers coach in 2008. He began his coaching career at Mississippi State as a graduate assistant under Sylvester Croom from 2005-07. While at Mississippi State, Judge tu-

tored a freshman All-SEC punter, five All-SEC linebackers and a returner who finished as the all-time SEC leader in career return yards and kickoff return yards.

PLAYING

Judge played for Mississippi State from 2000-04, earning three letters. He was also named to the SEC Academic Honor Roll and made the Dean's List.

PERSONAL

Judge played quarterback and strong safety during a four-year high school career at Landsdale (Pa.) Catholic High School under Jim Algeo. He was named All-Area as a junior and senior.

Judge was born Dec. 31, 1981, in Philadelphia, Pa. His father, Joseph, played football at Temple and professionally with the Hamilton Tigercats of the CFL. Judge is currently working on his PhD in education. Judge's wife, Amber, was an All-SEC soccer player at Mississippi State, and they have four children together - Sean, Michael, Emma Riley and Ella Grace.

JUDGE'S COACHING CAPSULE

Years	Team	Position
2005-07	Mississippi State	Graduate Assistant
2008	Birmingham-Southern	Linebackers
2009-11	Alabama	Football Analyst/Special Teams Assistant
2012-14	New England Patriots	Assistant Special Teams
2015-18	New England Patriots	Special Teams
2019	New England Patriots	Special Teams Coordinator/Wide Receivers



JOE KIM



DIRECTOR OF SKILL DEVELOPMENT

**28TH COACHING SEASON
27TH NFL SEASON
2ND PATRIOTS SEASON**

SUPER BOWLS: 18

Joe Kim enters his second season with the New England Patriots and first as director of skill development in 2019. Kim joined the Patriots as a defensive assistant/pass rush coach last year. Kim originally began coaching in the NFL with the Cleveland Browns under then head coach Bill Belichick as an assistant strength coach/pass rush specialist in 1992 and has since held positions with the Dallas Cowboys, Miami Dolphins, Green Bay Packers, Denver Broncos, New York Giants,

Buffalo Bills, Kansas City Chiefs, Chicago Bears, Washington Redskins and Penn State before in addition to the New England Patriots.

In 2017, Kim founded Football Combatives, a program that utilizes martial arts-driven techniques and applies them to the game of football. Kim and his wife, Jeana, of 27 years live in Canton, Mass. His daughters, Katie and Lexi, reside in his hometown of Lakewood, Ohio.



MICK LOMBARDI



ASSISTANT QUARTERBACKS

11TH COACHING SEASON
9TH NFL SEASON
3RD PATRIOTS SEASON

COACHING

Mick Lombardi returns to New England, where he worked as a scouting assistant in 2011-12. He spent the last two seasons with the New York Jets as an offensive assistant and assistant quarterbacks coach. After his first stint with the Patriots, he spent three seasons as a member of the San Francisco 49ers from 2013 through the 2016 season, taking on a variety of roles including assistant to the head coach, offensive assistant, defensive assistant and quality control coach. Lombardi began his coaching career at his alma mater Fordham as a student assistant coach during the 2009-10

seasons, working on film breakdowns, scouting reports and with the scout team.

PERSONAL

Lombardi was born on October 1, 1988 in Ocean City, New Jersey. His father, Michael, worked as an assistant to the Patriots coaching staff during the 2014-16 seasons and spent time as an executive for the 49ers, Browns, Eagles and Raiders. Mick earned his bachelor's degree in communications from Fordham in 2011. Mick and his wife, Michelle, have a son, Dominic.

LOMBARDI'S COACHING CAPSULE

Years	Team	Position
2009-10	Fordham	Student Assistant
2011-12	New England Patriots	Scouting Assistant
2013-16	San Francisco 49ers	Assistant to the Head Coach/Offensive Assistant/ Defensive Assistant/Quality Control
2017-18	New York Jets	Offensive Assistant/Assistant Quarterbacks
2019	New England Patriots	Assistant Quarterbacks



DERON MAYO



ASSISTANT STRENGTH & CONDITIONING

2ND COACHING SEASON
2ND NFL SEASON
2ND PATRIOTS SEASON

SUPER BOWLS: 18

PRONOUNCED DER-on

COACHING

Deron Mayo enters his second season as assistant strength & conditioning coach with the New England Patriots in 2019. Mayo joined the organization in 2018 after playing linebacker for the Calgary Stampeders of the Canadian Football League for six seasons. He assists Moses Cabrera in the team's year-round strength and conditioning program.

PLAYING

Mayo played linebacker for six seasons in the CFL for the Calgary Stampeders. He appeared in 87 regular-season contests and five playoff games during his pro career and won a Grey Cup with the Stampeders in 2014. Mayo totaled 277 tackles on defense, 33 tackles on special teams, 14 sacks,

one interception and one fumble recovery over six seasons. Mayo played his final collegiate season with Old Dominion after spending his first three seasons at Hofstra University (2007-09). He was co-captain of the Old Dominion Monarchs in 2010 and became the first ODU grad to sign with an NFL team when he went to training camp with the Denver Broncos in 2011.

PERSONAL

Mayo is a Hampton, Va., native, and played four seasons at Kecoughtan High School. He was named to the All-Peninsula District First Team and All-Area Second Team as a senior. Deron's older brother, Jerod, was a first-round draft pick of the New England Patriots in 2008 and played eight seasons for the team before his retirement following the 2015 season.

MAYO'S COACHING CAPSULE

Years	Team	Position
2018-19	New England Patriots	Assistant Strength & Conditioning



JEROD MAYO

INSIDE LINEBACKERS

1ST COACHING SEASON
9TH NFL SEASON
9TH PATRIOTS SEASON

SUPER BOWLS: 14

COACHING

Jerod Mayo begins his coaching career as inside linebackers coach with the New England Patriots in 2019.

PLAYING

Mayo was drafted by the Patriots in the first round (10th overall) of the 2008 draft and spent his entire NFL career in New England, retiring following the 2015 season. Mayo played linebacker and appeared in 103 games during his career, racking up 905 total tackles. He was named captain for seven consecutive seasons (2009-15) and is a 2014 Super Bowl Champion. Mayo made the Pro Bowl after the 2012 and 2010 seasons where he led the league in tackles and made the 2010 Associated Press All-Pro First Team. He led the

Patriots in total tackles in each of his first five seasons and became just the second Patriots player to win the Associated Press Defensive Rookie of the Year. Mayo played collegiately at Tennessee from 2005-07 and played in 32 games, registering 236 total tackles.

PERSONAL

Jerod Mayo was born Feb. 23, 1986, in Hampton, Va. Mayo worked in finance for Optum prior to his return to the NFL. Jerod's brother, Deron, joined the Patriots organization in 2018 as an assistant strength & conditioning coach. Jerod and his wife, Chantel, have three daughters, Chya, Chyanne and Chylo, and a son, Jerod Jr.

MAYO'S COACHING CAPSULE

Years	Team	Position
2019	New England Patriots	Inside Linebackers



JOSH MCDANIELS

OFFENSIVE COORDINATOR/QUARTERBACKS

20TH COACHING SEASON
19TH NFL SEASON
16TH PATRIOTS SEASON

SUPER BOWLS: 01, 03, 04, 14, 16, 18

COACHING

Josh McDaniels was named New England Patriots offensive coordinator/quarterbacks coach for the 2012 season after he re-joined the Patriots coaching staff in January 2012 as an offensive assistant. The 2019 season will be McDaniels' 16th season with the Patriots overall and his 11th as the team's offensive coordinator.

In 10 seasons as offensive coordinator, McDaniels has guided the offense to eight top-10 rankings, including the NFL's No. 1 ranked offense in 2007, 2012 and 2017. Additionally, Tom Brady has been elected to the Pro Bowl eight times and eclipsed 4,000 yards passing for the 10th time in 2018 en route to the team's sixth Super Bowl Championship.

In 2016 under McDaniels' guidance, Patriots quarterbacks set NFL records by starting the season with 258 pass attempts without an interception. They threw just two interceptions overall and notched the best touchdown to interception ratio (16.00) in a single season. McDaniels also earned his fifth Super Bowl ring as a coach in 2016, his sec-

ond as the Patriots offensive coordinator.

McDaniels left the Patriots to become the head coach of Denver in 2009 and in 2011, McDaniels moved on to St. Louis to become the offensive coordinator for the St. Louis Rams. Under McDaniels' guidance that season, Rams RB Steven Jackson eclipsed the 1,000-yard mark for the seventh consecutive season despite running behind an offensive line that started eight different combinations over the course of the season.

McDaniels spent the 2009-10 seasons as the head coach of the Denver Broncos after serving as an assistant with the Patriots from 2001-08. In his first stint with New England, McDaniels played a key role on a staff that won three Super Bowl titles and four AFC championships.

He first joined the Patriots organization as a personnel assistant on the 2001 team that defeated the Rams in Super Bowl XXXVI, served as a defensive assistant on the 2003 club that won Super Bowl XXXVIII and was promoted to quarterbacks coach in 2004, a season that culminated with a

victory over the Eagles in Super Bowl XXXIX.

In addition to his role with Patriots quarterbacks, McDaniels added the title of offensive coordinator in 2006. In his second season as New England's offensive play caller in 2007, McDaniels oversaw a unit that broke several NFL records, including points scored, touchdowns scored and most players scoring a touchdown.

Under McDaniels' tutelage, 2007 NFL MVP Tom Brady broke the NFL record for touchdown passes in a season (50) and led the league in both passing yards (4,806) and passer rating (117.2). Brady also set franchise marks in nearly every major passing category, while WR Wes Welker set the franchise record for receptions in a season (112) and WR Randy Moss broke the NFL record for touchdown receptions with 23. The Patriots offense also posted the franchise's highest average yards per rush in 22 seasons with 4.1 yards per carry, and the team's 17 rushing touchdowns were the second highest total in the previous 20 years.

During McDaniels' first season in Denver, QB Kyle Orton set career-highs for pass attempts, completions, passing yards, touchdown passes and passer rating while tying his career low for interceptions. Orton's 3,802 yards were the sixth-highest for a season in Broncos history. In 2010, the Broncos ranked seventh in the NFL in passing yards per game and finished 13th in total yards per game. WR Brandon Lloyd led the NFL in receiving yards with 1,448 and finished second in the AFC with 11 touchdown catches en route to his first Pro Bowl invitation.

Entering 2019, Brady has been elected to 10 Pro Bowls during his 11 seasons with McDaniels serving as his position coach. After Brady suffered a season-ending knee injury in the 2008 regular-season opener, another McDaniels protégé, Matt Cassel, led the club to a 10-5 record as a starter. In his first season as an NFL starter, Cassel posted the fourth-best completion percentage in Patriots history (63.4) while passing for 3,693 yards with 21 touchdowns and 11 interceptions.

Prior to joining Bill Belichick's staff, McDaniels spent one season as a graduate assistant under Nick Saban at Michigan State.

PLAYING

McDaniels attended John Carroll University, where he played quarterback and wide receiver for the Blue Streaks from 1995-98. McDaniels was a college teammate of former NFL linebacker London Fletcher, Patriots director of player personnel Nick Caserio, former assistant quarterbacks coach Jerry Schuplinski and director of pro personnel Dave Ziegler.


PERSONAL

A native of Canton, Ohio, McDaniels is the son of one of the most well-respected high school coaches in the country. Thom McDaniels was a finalist for the NFL High School Coach of the Year award in 2012, and Josh benefited from growing up in a football family.

Josh and his wife, Laura, have four children.

MCDANIELS' COACHING CAPSULE

Years	Team	Position
1999	Michigan State	Graduate Assistant
2001	New England Patriots	Personnel Assistant/Coaches Assistant
2002-03	New England Patriots	Coaching Assistant
2004-05	New England Patriots	Quarterbacks
2006-08	New England Patriots	Offensive Coordinator/Quarterbacks
2009-10	Denver Broncos	Head Coach
2011	St. Louis Rams	Offensive Coordinator/Quarterbacks
2012-19	New England Patriots	Offensive Coordinator/Quarterbacks



MIKE PELLEGRINO



CORNERBACKS

5TH COACHING SEASON

5TH NFL SEASON

5TH PATRIOTS SEASON

SUPER BOWLS: 16, 18

COACHING

Mike Pellegrino enters his fifth season overall with the Patriots, and first as cornerbacks coach. Pellegrino originally joined the organization as a football operations intern in 2015 and spent four seasons as a coaching assistant. Pellegrino graduated from Johns Hopkins in 2015 where he majored in political science with a minor in entrepreneurship and management. He was a two-time All-American and team captain for the lacrosse team as a long stick midfielder. Pel-


legrino was selected by the New York Lizards in the second round of the Major League Lacrosse Collegiate Draft in 2015. He played one season with New York and spent the 2016-17 seasons with the Boston Cannons, all while working as a coaching assistant with the Patriots.

Mike was born on July 24, 1993, to Kerri-Ann and Joseph Pellegrino. The Long Island native's father is a retired NYPD officer and his older brother, Joseph Jr., currently serves in the NYPD.

PELEGRINO'S COACHING CAPSULE

Years	Team	Position
2015-18	New England Patriots	Coaching Assistant
2019	New England Patriots	Cornerbacks

FOOTBALL
STAFF



COLE POPOVICH

ASSISTANT RUNNING BACKS



9TH COACHING SEASON
5TH NFL SEASON
5TH PATRIOTS SEASON

SUPER BOWLS: 16, 18

Cole Popovich enters his fourth full season with the Patriots and first as assistant running backs coach in 2019 after joining the organization in 2015 as a coaching assistant. Popovich came to the team after serving as offensive line coach/co-offensive coordinator at Minot State from 2014-15. Prior to his stint at Minot State, Popovich was a graduate assistant at Utah State from 2013-14, and offensive line coach at Fresno City College (2012-13) and Los Angeles Valley College (2011).

Popovich earned his bachelor's degree in liberal studies and played collegiately at Fresno State from 2003-08, where he earned All-America honors for his play along the offensive line in 2004. Popovich was born in Monterey Park, Calif., and graduated from Yosemite High School in Oakhurst, Calif., in 2003.

Cole and his wife Jessica have two sons, Colton and Coen.

POPOVICH'S COACHING CAPSULE

Years	Team	Position
2011	Los Angeles Valley College	Offensive Line
2012-13	Fresno City College	Offensive Line
2013-14	Utah State	Graduate Assistant
2014-15	Minot State	Offensive Line/Co-Offensive Coordinator
2015-18	New England Patriots	Coaching Assistant
2019	New England Patriots	Assistant Running Backs



DANTE SCARNECCHIA

OFFENSIVE LINE



48TH COACHING SEASON
36TH NFL SEASON
34TH PATRIOTS SEASON

SUPER BOWLS: 01, 03, 04, 16, 18

COACHING

Dante Scarnecchia returned to coaching the New England Patriots offensive line in 2016 and is now in his 48th coaching season. He re-joined the coaching staff in 2016 after a two-year retirement. Scarnecchia is a 47-year coaching veteran who is enjoying his 36th season as an NFL assistant. He owns the longest coaching tenure in Patriots history, now entering his 34th season on the Patriots sidelines and is the longest current tenured NFL coach. The last NFL coach to garner at least 30 seasons with one team was Dick Hoak, who spent an NFL-record 35 seasons as an assistant with Pittsburgh. Since joining the NFL in 1982, he has spent all

but two of his coaching seasons (1989-90) with the Patriots. He has enjoyed 17 division championships, nine conference titles and five Super Bowl championships.

Scarnecchia has been on the Patriots coaching staff during 21 of the franchise's 26 playoff seasons and has coached in 48 of the 57 playoff games in team history.

In 2018, Scarnecchia coached an offensive line that finished fifth in the NFL in overall offense and fourth in scoring. For the 19th season in 2019, Scarnecchia's primary responsibility will be the offensive line, a position he has coached for 32 of his 48 seasons in the profession. Bill Belichick named Scarnecchia the Patriots assistant head coach/offensive line

coach on Feb. 1, 2000, a position he would hold until his retirement after the 2013 season.

Throughout Scarnecchia's tenure as offensive line coach, the offense has flourished, finishing near the top of the major statistical categories nearly every season.

One of Scarnecchia's major coaching accomplishments came in 2009, when the Patriots offensive line allowed just 18 sacks, the fewest in New England history since the NFL moved to a 16-game schedule in 1978.

In 2007, Scarnecchia was named SI.com's NFL Assistant Coach of the Year. Anchored by an offensive line that sent three players to the Pro Bowl (C Dan Koppen, T Matt Light and G Logan Mankins), the Patriots offense broke several NFL records, including total points and touchdowns. The offensive line powered a Patriots rushing attack that posted the franchise's highest average yards per rush in 22 years (4.10). Protected by the line, NFL MVP Tom Brady broke the NFL record for touchdown passes in a season (50) and led the league in both passing yards (4,806) and passer rating (117.2, also a franchise record).

New England's protection up front has been a significant contributor to the team's Super Bowl winning seasons. In 2016, Scarnecchia's offensive line paved the way for RB LeGarrette Blount to score a franchise record 18 rushing touchdowns. In 2004, the line opened holes for running back Corey Dillon to set a single-season franchise record with 1,635 rushing yards and led the NFL with 109.0 yards per game played. In 2003, the offensive line did not allow a sack in any of the team's three postseason games despite 126 pass attempts. In 2001, Scarnecchia worked with a unit that featured three new starters, but still produced a powerful rushing attack and a balanced passing attack on the way to the franchise's first Super Bowl victory.

Prior to becoming offensive line coach, Scarnecchia coached the Patriots special teams units for two seasons (1997-98).

Scarnecchia originally joined the Patriots and made his NFL coaching debut in 1982 as a member of Ron Meyer's staff. He coached the tight ends and special teams for the Patriots for seven seasons (1982-88) before moving on to Indi-

anapolis with Meyer in 1989. He rejoined the Patriots in 1991 after spending two seasons (1989-90) as the Colts offensive line coach. From 1991 to 1992, he coached the tight ends and special teams on Dick MacPherson's staff. On Nov. 4, 1992, MacPherson fell ill and appointed Scarnecchia to serve as the team's spokesman in his absence. Scarnecchia fulfilled the obligation for seven of the Patriots final eight games and held the responsibilities of the head coach for both of the Patriots victories that season.

In 1993, Scarnecchia was the only Patriots assistant retained from the previous staff. He was appointed special assistant from 1993-94, which was re-defined as defensive assistant from 1995-96. During that time, he assisted defensive coordinator Al Groh with the development of the team's linebacking corps.

Scarnecchia's coaching career began in 1970 as the offensive line coach at California Western University. He moved to Iowa State in 1973, where he served as the assistant offensive line and assistant defensive backfield coach. He spent the 1975 and 1976 campaigns at Southern Methodist University, before becoming the University of Pacific's offensive line coach and recruiting coordinator from 1977 through 1978. In 1979, Scarnecchia coached at Northern Arizona and then accepted an opportunity to return to Meyer's staff at SMU as the offensive line coach in 1980 and 1981. In 1982, Meyer was hired as the head coach of the New England Patriots and Scarnecchia was among a number of the SMU assistants who joined Meyer's staff in New England.

PLAYING

Scarnecchia played offensive guard and center at California Western University from 1968-70. He began his collegiate career at Taft Junior College in 1966 before transferring to California Western.

PERSONAL

Dante Scarnecchia was born Feb. 15, 1948, in Los Angeles, Calif. He holds a master's degree in physical education from U.S. International. Scarnecchia and his wife, Susan, have a daughter, Lisa, and a son, Steve. They also have two grandchildren, Brayden and Cameron Simmer.

SCARNECCHIA'S COACHING CAPSULE

Years	Team	Position
1970-72	California Western	Offensive Line
1973	Iowa State	Offensive Line Assistant
1974	Iowa State	Defensive Backs Assistant
1975-76	Southern Methodist	Offensive Line Assistant
1977-78	Pacific	Offensive Line/Recruiting Coordinator
1979	Northern Arizona	Offensive Line
1980-81	Southern Methodist	Offensive Line
1982-88	New England Patriots	Tight Ends/Special Teams
1989-90	Indianapolis Colts	Offensive Line
1991-92	New England Patriots	Tight Ends/Special Teams
1993-94	New England Patriots	Special Assistant
1995-96	New England Patriots	Defensive Asst./Linebackers
1997-98	New England Patriots	Special Teams
1999	New England Patriots	Offensive Line
2000-13	New England Patriots	Asst. Head Coach/Offensive Line
2016-19	New England Patriots	Offensive Line

COACHING ASSISTANTS

FOOTBALL
STAFF



BRIAN BELICHICK

 **COACHING ASSISTANT**

3RD COACHING SEASON
4TH NFL SEASON
4TH PATRIOTS SEASON

SUPER BOWLS: 16, 18

Brian Belichick enters his third season as a coaching assistant with the New England Patriots after joining the organization as a scouting assistant in 2016. Belichick graduated from Trinity College in 2016 where he majored in anthropology and played midfield for the Bantam lacrosse team.

Belichick attended the Rivers School (Weston, Mass.) and Suffield Academy (Suffield, Conn.) and was an all-league selection in both football and lacrosse.



CARMEN BRICILLO

 **COACHING ASSISTANT**

15TH COACHING SEASON
1ST NFL SEASON
1ST PATRIOTS SEASON

Carmen Bricillo enters his first season with the New England Patriots and first NFL season in 2019. He joins the Patriots after spending the past nine years coaching the offensive line at Youngstown State. In his time with the program, Bricillo coached his players to 15 All-Missouri Valley Conference selections. Prior to his time at Youngstown, Bricillo spent the 2009 season as an offensive assistant coach at Illinois and worked at Akron as director of video services (2006) and a coaching assistant (2007-08). He began his college coaching career at his alma mater Duquesne as the offensive line coach in 2005. Before joining Duquesne, Bricillo spent two

seasons as an assistant coach at Indiana Area High School.

Bricillo played center at Duquesne, starting 32 games in his college career. He earned first-team all-conference honors in both 1995 and 1996 as the Dukes went 10-1 in consecutive seasons en route to two league championships.

Bricillo was born on June 14, 1976 in Shelocta, Pa. He earned his bachelor's degree in business administration from Duquesne in 1999 and earned a master's in sports science and coaching from Akron in 2009.



BOB FRASER

COACHING ASSISTANT

35TH COACHING SEASON
3RD NFL SEASON
1ST PATRIOTS SEASON

Bob Fraser enters his first season as a coach with the New England Patriots in 2019 and third NFL season. Fraser was on staff at Ohio State from 2016-18 (quality control coach), Tampa Bay from 2012-13 (linebackers) and Rutgers from 2006-11 (assistant coach). Prior to joining Rutgers, Fraser spent nine years coaching the linebackers at Colgate and coached a Patriot League Defensive Player of the Year three separate times. Fraser has New England ties as well, as he coached the defensive line at Holy Cross for four seasons before coaching the offensive tackles and tight ends at Northeastern for one season. He got his coaching start as a graduate assistant at his alma mater Allegheny College from 1985-86 before taking on the same role at Rutgers from 1987-88. He

earned his first full-time position as linebackers coach for Allegheny from 1989-91 and was a part of two undefeated teams and the 1990 Division III National Champions.

Fraser was a four-year letterman at Allegheny and was team captain during his junior and senior seasons. He earned All-America honors on the defensive line during his sophomore season. He was inducted into both the Allegheny College and East Allegheny High School Hall of Fames.

Fraser was born Jan. 18, 1963 in Pittsburgh, Pa. He graduated from Allegheny College in 1985 with a bachelor's degree in computer science. Bob and his wife, Cheryl, have two sons, Justin and Jason and a daughter, Jessica.



ALL-TIME COACHING RECORDS

(Listed chronologically)

Coach	Seasons	Years	Regular Season	Win	Postseason	Career	Career
			W-L-T	Pct.	W-L	W-L-T	Win Pct.
Lou Saban*	1.5	1960-61	7-12-0	.368	0-0	7-12-0	.368
Mike Holovak	7.5	1961-68	52-46-9	.528	1-1	53-47-9	.528
Clive Rush**	1.5	1969-70	5-16-0	.238	0-0	5-16-0	.238
John Mazur***	2.0	1970-72	9-21-0	.300	0-0	9-21-0	.300
Phil Bengtson	0.5	1972	1-4-0	.200	0-0	1-4-0	.200
Chuck Fairbanks	6.0	1973-78	46-39-0	.541	0-2	46-41-0	.529
Bullough-Erhardt#		1978	0-1-0	.000	0-0	0-1-0	.000
Ron Erhardt#	3.0	1979-81	21-27-0	.438	0-0	21-27-0	.438
Ron Meyer##	2.5	1982-84	18-15-0	.545	0-1	18-16-0	.529
Raymond Berry	5.5	1984-89	48-39-0	.552	3-2	51-41-0	.554
Rod Rust	1.0	1990	1-15-0	.063	0-0	1-15-0	.063
Dick MacPherson	2.0	1991-92	8-24-0	.250	0-0	8-24-0	.250
Bill Parcells	4.0	1993-96	32-32-0	.500	2-2	34-34-0	.500
Pete Carroll	3.0	1997-99	27-21-0	.563	1-2	28-23-0	.549
Bill Belichick	19.0	2000-18	225-79-0	.740	30-10	255-89-0	.741
All-Time Totals	59.0	1960-2018	500-391-9	.561	37-20	537-411-9	.566

*Released after five games in 1961**Released after seven games in 1970

***Released after nine games in 1972

#Ron Erhardt and Hank Bullough served as co-head coaches during Chuck Fairbanks' one-game suspension (12/18/78).

##Released after five games in 1984.

POSTSEASON GAMES

Coach	Games	Years	W-L-T	Pct.
Mike Holovak	2	1963	1-1-0	.500
Chuck Fairbanks	2	1976, 1978	0-2-0	.000
Ron Meyer	1	1982	0-1-0	.000
Raymond Berry	5	1985, 1986	3-2-0	.600
Bill Parcells	4	1994, 1996	2-2-0	.500
Pete Carroll	3	1997, 1998	1-2-0	.333
Bill Belichick	40	2001, 2003-07, 2009-18	30-10-0	.750
Postseason Totals	57	26 Years	37-20-0	.649

PRESEASON GAMES

Coach	Games	Years	W-L-T	Pct.
Lou Saban	9	1960-61	7-2-0	.778
Mike Holovak	32	1962-68	5-27-0	.156
Clive Rush	9	1969-70	2-7-0	.222
John Mazur	12	1971-72	3-9-0	.250
Chuck Fairbanks	34	1973-78	20-13-1	.603
Ron Erhardt	12	1979-81	7-5-0	.583
Ron Meyer	12	1982-84	3-9-0	.250
Raymond Berry	21	1985-89	10-11-0	.476
Rod Rust	4	1990	0-4-0	.000
Dick MacPherson	8	1991-92	2-6-0	.250
Bill Parcells	16	1993-96	8-8-0	.500
Pete Carroll	13	1997-99	7-6-0	.538
Bill Belichick	77	2000-18	42-35-0	.545
Preseason Totals	259	1960-2018	116-142-1	.450

OPENING DAY GAMES

Coach	Games	Years	W-L-T	Pct.
Lou Saban	2	1960-61	0-2-0	.000
Mike Holovak	7	1962-68	3-4-0	.429
Clive Rush	2	1969-70	1-1-0	.500
John Mazur	2	1971-72	1-1-0	.500
Chuck Fairbanks	6	1973-78	2-4-0	.333
Ron Erhardt	3	1979-81	1-2-0	.333
Ron Meyer	3	1982-84	2-1-0	.667
Raymond Berry	5	1985-89	5-0-0	1.000
Rod Rust	1	1990	0-1-0	.000
Dick MacPherson	2	1991-92	1-1-0	.500
Bill Parcells	4	1993-96	1-3-0	.250
Pete Carroll	3	1997-99	2-1-0	.667
Bill Belichick	19	2000-18	14-5-0	.737
Opening Day Totals	59	1960-2018	33-26-0	.559

ALL-TIME COACHING ROSTER

NAME	POSITION	TOTAL YEARS OF		NAME	POSITION	TOTAL YEARS OF	
		YEARS	SERVICE			YEARS	SERVICE
Achord, Cam	Assistant Special Teams	2	2018-19	Elias, Bill	Defensive Backfield	2	1969-70
Atkins, David	Offensive Backs	1	1993	Endicott, Steve	Receivers	2.5	1982-84
Beatty, Bruce	Offensive Line	4	1969-72	Erber, Lew	Offensive Coordinator/QBs	3	1982-84
Bielema, Bret	Defensive Line	1	2019	Erhardt, Ron	Offensive Backfield	6	1973-78
Belichick, Bill	Asst. Head Coach/Secondary	1	1996		Head Coach	3	1979-81
	Head Coach	20	2000-19	Evans, Dick	Defensive Line	2	1971-72
Belichick, Steve	Safeties	3	2016-18	Fairbanks, Chuck	Head Coach	6	1973-78
	Secondary, Safeties	1	2019	Fears, Ivan	Wide Receivers	5	1991-92, 99-01
Bengtson, Phil	Head Coach (Interim)	1/16	1972		Running Backs	18	2002-19
Berry, Raymond	Receivers	4	1978-81	Ferentz, Brian	Offensive Assistant	1	2010
	Head Coach	5.5	1984-89		Tight Ends	1	2011
Blackmon, Don	Staff Assistant	1	1988	Fletcher, Tom	Defensive Backfield	2	1971-72
	Linebackers	2	1989-90	Flores, Brian	Offensive Assistant/Special Teams	1	2010
Brittenham, Dean	Strength/Conditioning	3	1985-87		Defensive Assistant	1	2011
Brasher, Tommy	Linebackers	3	1982-84		Safeties	4	2012-15
Bruney, Fred	Defensive Backfield	2	1962-63		Linebackers	3	2016-18
Bryant, Cleve	Offensive Backfield	3	1982-84	Gerber, Norm	Inside Linebackers	2	1991-92
Boudreau, Paul	Offensive Line	1	1997-98	Godsey, George	Offensive Assistant	1	2011
Boyer, Josh	Defensive Backs	3	2009-11		Tight Ends	2	2012-13
	Cornerbacks	7	2012-18	Graham, Patrick	Defensive Assistant	1	2010
Brown, Corwin	Defensive Backs	1	2010		Linebackers	3	2011, 14-15
Bullough, Hank	Defensive Line	7	1973-79		Defensive Line	2	2012-13
Cabrera, Moses	Asst. Strength & Conditioning	5	2011-15	Gibson, Claude	Defensive Backfield	1	1968
	Head Strength & Conditioning	4	2016-19	Grier, Bobby	Offensive Backfield	9	1981, 85-92
Caley, Nick	Tight Ends	3	2017-19	Groh, Al	Defensive Coordinator/LBs	4	1993-96
Campbell, Marion	Defensive Line	2	1962-63	Hamilton, Ray	Asst. Defensive Line	5	1985-89
Capers, Dom	Special Asst./Secondary	1	2008		Defensive Line	3	1997-99
Cappelletti, Gino	Special Teams	3	1979-81	Hardy, James	Asst. Strength & Conditioning	2	2016-17
Carroll, Pete	Head Coach	3	1997-99	Hoaglin, Fred	Offensive Line	4	1993-96
Carthon, Maurice	Offensive Assistant	2	1994-95	Holovak, Mike	Offensive Backfield	1.5	1960-61
	Running Backs	1	1996		Head Coach	7.5	1961-68
Carr, Jim	Defensive Backfield	5	1985-89	Hufnagel, John	Quarterbacks	1	2003
Caruthers, LeBaron	Strength & Conditioning	3	1982-84	Humenuik, Rod	Asst. Head Coach/O-Line	5	1985-88
Caserio, Nick	Wide Receivers	1	2007		Offensive Line	3	1990-92
Collier, Joe	Defensive Backfield	2	1960-61	Jackson, Harold	Receivers	5	1985-89
	Defensive Coordinator	2	1991-92	Johnson, Pepper	Assistant Linebackers	1	2000
Collier, Joel	Asst. Running Backs/WR	2	1991-92		Inside Linebackers	3	2001-03
	Asst. Secondary	1	2005		Defensive Line	8	2004-11
	Secondary	2	2006-07		Linebackers	2	2012-13
Covington, DeMarcus	Outside Linebackers	1	2019	Judge, Joe	Assistant Special Teams	3	2012-14
Coury, Dick	Offensive Coordinator	2	1991-92		Special Teams	4	2015-18
Crennel, Romeo	Defensive Line	4	1993-96		Special Teams Coordinator/WRs	1	2019
	Defensive Coordinator	1	2001	Jones, Stan	Defensive Line	2	1991-92
	Defensive Coordinator/DL	2	2002-03	Kennan, Larry	Offensive Coordinator	1	1997
	Defensive Coordinator	1	2004	Khayat, Eddie	Defensive Line	5	1985-89
Crosby, Steve	Special Teams/Tight Ends	1	1990	Kim, Joe	Director of Skill Development	1	2019
Daboll, Brian	Wide Receivers	5	2002-06	Kinard, Billy	Defensive Backfield	2	1979-80
	Offensive Coaching Assistant	1	2013	Lantz, Rick	Linebackers	1	1981
	Tight Ends	3	2014-16	Lindsey, Dale	Defensive Line	1	1990
Daly, Brendan	Defensive Assistant	1	2014	Lombardi, Mick	Assistant Quarterbacks	1	2019
	Defensive Line	4	2015-18	Loudd, Rommie	Linebackers	1	1966
Davidson, Jeff	Tight Ends	1	1997	Lynn, Ron	Defensive Backs	3	1997-99
	Asst. Offensive Line	4	1998-01	MacPherson, Dick	Head Coach	2	1991-92
	Asst. Offensive Line/TEs	3	2002-04	Mangini, Eric	Defensive Backs	5	2000-04
Davis, Don	Asst. Strength & Conditioning	1	2007		Defensive Coordinator	1	2005
DeGuglielmo, Dave	Offensive Line	2	2014-15	Mangurian, Pete	Tight Ends	4	2005-08
DeGuglielmo, Dave	Offensive Line	2	2014-15				
Dotsch, Rollie	Outside Linebackers	2	1975-76				

ALL-TIME COACHING ROSTER

NAME	POSITION	TOTAL YEARS OF		NAME	POSITION	TOTAL YEARS OF	
		YEARS	SERVICE			YEARS	SERVICE
Mayo, Deron	Asst. Strength & Conditioning	2	2018-19	Rutigliano, Sam	Off. Backs/Receivers	3	1971-73
Mayo, Jerod	Inside Linebackers	1	2019	Ryan, Rob	Linebackers	1	2000
McDaniels, Josh	Quarterbacks	2	2004-05		Outside Linebackers	3	2001-03
	Offensive Coordinator/QBs	11	2006-08, 2012-19	Saban, Lou	Head Coach	1.5	1960-61
McLaughlin, Leon	Offensive Line	1	1977	Scarnecchia, Dante	Special Teams/TEs	7	1982-88
Mazur, John	Offensive Backfield	1.5	1969-70		Special Teams/TEs	2	1991-92
	Head Coach	2.5	1970-72		Special Assistant	2	1993-94
Melvin, Randy	Defensive Line	2	2000-01		Defensive Asst./LBs	2	1995-96
Meyer, John	Linebackers	4	1969-72		Special Teams	2	1997-98
Meyer, Ron	Head Coach	2.5	1982-84		Offensive Line	5	1999, 2016-19
Miller, Burnie	Special Teams	1	1972		Asst. Head Coach/Off. Line	14	2000-14
Miller, Red	Offensive Line	6	1960-61, 73-76	Schuplinski, Jerry	Assistant Quarterbacks	3	2016-18
Moore, Myrel	Outside Linebackers	2	1991-92	Seely, Brad	Special Teams	10	1999-08
Mora, Jim	Defensive Coordinator	1	1982	Shinnick, Don	Linebackers	5	1985-89
Morris, Guy	Asst. Offensive Line	2	1988-89	Shurmur, Fritz	Defensive Line	4	1978-81
Muir, Bill	Offensive Line	3	1982-84	Sidwell, Steve	Linebackers	3	1982-84
Nash, Harold	Asst. Strength & Conditioning	6	2005-10		Defensive Coordinator	3	1997-99
	Strength & Conditioning	5	2011-15	Simmons, Jerry	Strength/Conditioning	3	1988-90
Nelsen, Bill	Quarterbacks	2	1973-74	Smith, Carl	Asst. Head Coach/QBs	1	1997
Nelson, Steve	Linebackers	1	1990		Tight Ends	2	1998-99
O'Brien, Bill	Wide Receivers	1	2008	Smith, Jerry	Defensive Line	2	1960-61
	Quarterbacks	2	2009-10	Spinney, Art	Offensive Line	7	1962-68
	Offensive Coordinator/QBs	1	2011	Steckel, Les	Quarterbacks/Receivers	4	1985-88
O'Brien, Scott	Special Teams	6	2009-14	Stoltz, Jerry	Receivers	4	1969-72
O'Shea, Chad	Receivers	10	2009-18	Sumner, Charlie	Linebackers/Secondary	6	1973-78
Palmer, Chris	Wide Receivers	4	1993-96		Defensive Coordinator/DBs	1	1990
Parcells, Bill	Linebackers	1	1980	Sweatman, Mike	Special Teams	4	1993-96
	Head Coach	4	1993-96	Taseff, Carl	Defensive Backs	1	1964
Parker, Johnny	Strength/Conditioning	7	1993-99	Trott, Bob	Defensive Backs	3	1993-95
Parilli, Babe	Quarterbacks	1	1981	Uyrus, Dave	Asst. Special Teams/DL	2	1991-92
Patricia, Matt	Asst. Offensive Line	1	2005	Valek, Jim	Special Teams	3	1973-75
	Linebackers	5	2006-10	Ventrone, Ray	Assistant Special Teams	3	2015-17
	Safeties	1	2011	Waldron, Shane	Tight Ends	1	2009
	Defensive Coordinator	6	2012-17	Walker, DeWayne	Defensive Assistant/DBs	3	1998-00
Patterson, Andre	Defensive Assistant	1	1997	Walker, Dick	Defensive Backs	1	1977
Paul, Markus	Asst. Strength & Conditioning	5	2000-04	Walters, Steve	Defensive Backs	3	1982-84
Pees, Dean	Linebackers	2	2004-05		Wide Receivers	2	1997-98
	Defensive Coordinator	4	2006-09	Weaver, Larry	Defensive Backfield	4	1973-76
Pelini, Bo	Linebackers	3	1997-99	Weber, Chuck	Defensive Line/Backfield	4	1964-67
Pellegrino, Mike	Cornerbacks	1	2019	Weis, Charlie	Tight Ends	2	1993-94
Perkins, Ray	Receivers	4	1974-77		Running Backs	1	1995
	Offensive Coordinator	4	1993-96		Wide Receivers	1	1996
Polonchek, John	QBs/Special Asst. to Coach	12	1975-80, 85-90		Offensive Coordinator/RBs	1	2000
Pope, Mike	Running Backs	1	1994		Offensive Coordinator/RBs/QBs	1	2001
	Tight Ends	2	1995-96		Offensive Coordinator/QBs	1	2002
Popovich, Cole	Assistant Running Backs	1	2019		Offensive Coordinator	2	2003-04
Raye, Jimmy	Offensive Coordinator/QBs	1	1990	West, Charlie	Defensive Backs	2	1991-92
Rehbein, Dick	Quarterbacks	2	2000-01	Wilson, Kirby	Running Backs	3	1997-99
Reilly, Jack	Quarterbacks	2	1998-99	Woicik, Mike	Strength and Conditioning	11	2000-10
Richardson, Jesse	Defensive Line	5	1965-69	Wood, Richard	Receivers	2	1989-90
Ringo, Jim	Offensive Line	4	1978-81	Yewcic, Tom	Offensive Backs/Sp Teams	3	1976-78
Roach, Dick	Defensive Backs	1	1981	Zampese, Ernie	Offensive Coordinator	2	1998-99
Rowan, Keith	Special Teams	1	1989				
Rush, Clive	Head Coach	1.5	1969-70				
Rust, Rod	Defensive Coordinator	5	1983-87				
	Head Coach	1	1990				

The coaches listed above are the all-time, full-time position coaches only.



NICK CASERIO

DIRECTOR OF PLAYER PERSONNEL

SUPER BOWLS: 01, 03, 04, 14, 16, 18

Nick Caserio was named director of player personnel on Feb. 21, 2008, after serving in a number of roles for the Patriots personnel department and coaching staff. He enters his 19th season with the Patriots in 2019 and his 17th season in player personnel. In 2007, Caserio served as the Patriots wide receivers coach following a three-year stint as the team's director of pro personnel (2004-06). Caserio is also credited as one of the architects of the Super Bowl XLIX, Super Bowl LI and Super Bowl LIII Champion New England Patriots.

In Caserio's 18 seasons with the club, the Patriots have qualified for the Super Bowl nine times with six wins, captured 16 AFC East crowns and made the playoffs every year except 2002 and 2008. Caserio has been instrumental in drafting, signing and developing players who have become cornerstones of one of the most successful NFL franchises of all time. In addition to his time in the player personnel department, Caserio returned to the field in 2007 to coach the wide receivers, a season in which the offense broke many NFL records en route to an undefeated regular season.

Caserio joined the Patriots in June of 2001 as a personnel assistant and celebrated the Patriots first Super Bowl title that season. During that year, his role was expanded to include film breakdown and scouting report preparation for the offensive staff. He became an offensive coaching assistant on Bill Belichick's staff in February 2002, and returned to player personnel in 2003 as an area scout prior to becoming director of pro personnel in 2004. In addition

to his duties in the personnel department, Caserio continues to handle coaching booth responsibilities for the coaching staff on game days.

Caserio entered the coaching ranks as a graduate assistant at Saginaw Valley State University in 1999 and spent two seasons with the program. Following a brief time with Central Michigan as a graduate assistant in the spring of 2001, he joined the Patriots scouting department.

Caserio was a standout player at John Carroll University, starting at quarterback in each of his four seasons, as the team compiled a 33-7-2 record. He was a two-time captain and three-time All-Conference performer. In 1997, he helped lead the Blue Streaks to a 10-2 record and the school's second appearance in the NCAA Division III Tournament, where it advanced to the national quarterfinals. He was college teammates at John Carroll with former NFL linebacker London Fletcher, Patriots offensive coordinator/quarterbacks coach Josh McDaniels, director of pro personnel Dave Ziegler and former Patriots assistant quarterbacks coach Jerry Schupliński.

Caserio is a native of Lyndhurst, Ohio. He earned his degree in finance from John Carroll and later earned his master's of business administration from Saginaw Valley State. Caserio was a three-time Academic All-Conference selection at John Carroll. Caserio and his wife, Kathleen, were married in June 2009, and have three daughters, Whitley, Chatham and Charleston.



NANCY MEIER

DIRECTOR OF SCOUTING ADMINISTRATION

SUPER BOWLS: 01, 03, 04, 14, 16, 18

Nancy Meier is enjoying her 45th season with the Patriots and is the longest tenured full-time employee on staff. Meier joined the scouting department on Oct. 20, 1975, and has worked with nine different Patriots coaching staffs. She has been a part of each of the franchise's 11 Super Bowl appearances and has been with the organization for 25 of the team's 26 playoff seasons. In her current role, Meier's

responsibilities include coordinating logistics for all of the Patriots scouts, free agent signings, draft choices and try-outs. She also serves as the team's liaison to the league for all personnel communication, including the daily reporting of all transactions on the waiver wire. The Meier family resides in Bridgewater, Mass.



MONTI OSSENFORT

DIRECTOR OF COLLEGE SCOUTING

SUPER BOWLS: 03, 14, 16, 18

Monti Ossenfort is in his 18th season in the NFL and his 15th year with the Patriots. He is in his sixth season as director of college scouting after three seasons as the assistant director of college scouting and three seasons as a national scout. Ossenfort returned to the Patriots in 2006 as an area scout after previously serving as a personnel assistant for the team in 2003. He gained his first personnel experience in 2002 as an intern in the Houston Texans pro personnel department. After a season with the Patriots in 2003, Ossenfort returned to Houston as the Texans pro and college scouting assistant. In 2005, he served as a college scout for

the Texans. His first NFL experience came as a training camp intern for the Minnesota Vikings in 2001. Ossenfort was a four-year letterman and a two-year starter at quarterback for the University of Minnesota-Morris. He graduated from Minnesota-Morris in 2000 with a degree in economics and management. Ossenfort later earned a master's degree in business administration and a master's degree in sports management from Ohio University. He is a native of Luverne, Minn. Ossenfort and his wife, Shannon, have three daughters, Emery Kailyn, Finley Betti and Landry Margot.



BRIAN SMITH

COLLEGE SCOUTING COORDINATOR

SUPER BOWLS: 01, 03, 04, 14, 16, 18

Brian Smith is in his eighth season as college scouting coordinator after two seasons as the assistant director of college scouting. He spent six seasons as a pro scout for the Patriots and has served in a number of roles for the team since 2000. In 2006, he served as a special assignment scout for the Patriots. From 2004-05, Smith served as the Patriots director of operations, handling the logistical coordination of the team's football operations, including team travel and training camp operations, as well as various day-to-day lo-

gistical needs of players and staff. He originally joined the Patriots in 2000 and assisted the coaching staff for four seasons from 2000 through 2003. The Marathon, Fla., native is a Providence College graduate and also attended Davidson (N.C.) College, where he played football. He is a graduate of Phillips Academy in Andover, Mass., where he lettered in football. Smith and his wife, Carrie, were married in 2009. They have two children - a son, Thomas and a daughter, Delia.




MATT GROH

NATIONAL SCOUT

SUPER BOWLS: 14, 16, 18

Matt Groh enters his ninth season with the Patriots and his first year as a national scout after seven seasons as an area scout. He joined the organization in July 2011 as a scouting assistant and served in that role for two seasons. Groh was a quarterback at Princeton University, where he grad-

uated in 2003 with a psychology degree. He later earned a law degree from the University of Virginia in 2008. A native of Hingham, Mass., Groh graduated from Chaminade High School on Long Island. Groh and his wife, Courtney, have a daughter, Emma, who was born in 2015.



BRANDON YEARGAN

 NATIONAL SCOUT

SUPER BOWLS: 14, 16, 18

Brandon Yeargan enters his seventh season with the Patriots and his first as a national scout after five seasons as an area scout. He joined the Patriots organization in April 2013 as a scouting assistant. Yeargan came to New England after spending 2011 and 2012 at the University of North Carolina, earning his master's in sport administration. In 2011, he worked for the football staff as a recruiting intern. In 2012, he served as a recruiting graduate assistant, in addition to

working with the offensive coaching staff in various roles.

Yeargan came to UNC following his graduation from Davidson College, where he was a three-year letterman as a linebacker. He received his bachelor's degree in sociology in May 2011. Yeargan is a native of Charlotte, N.C., and graduated from Charlotte Christian School. He and his wife, Stephanie, were married in the 2017 offseason.



D.J. DEBICK

 AREA SCOUT

SUPER BOWLS: 16, 18

D.J. Debick was promoted to area scout on May 14, 2018. He joined the organization in February 2016 and spent two seasons as a scouting assistant where he assisted both the college and pro personnel departments.

Prior to joining the Patriots, Debick entered the coaching ranks at John Carroll University as an assistant wide receivers coach and recruiting assistant in August 2013. He was promoted in February 2014 and spent the 2014 and 2015 seasons as a graduate assistant coach. He was responsible for coaching the tight ends and co-coordinating special teams. In his time coaching at John Carroll, he helped guide the team to finishes of fifth, ninth and 23rd in the Division III national rankings with two berths to the Division III play-

offs and a quarterfinal appearance in 2014. His main duties included opponent film breakdown, opponent scouting reports, game planning and on field coaching responsibilities. Debick was a standout player at John Carroll University. He was a three-year letter-winner and a three-year starter at defensive back, leading the Blue Streaks in interceptions in two of his three seasons as a starter. He was elected captain his senior season.

Debick is a native of Lyndhurst, Ohio. He earned his bachelor of science in business administration with a concentration in management from John Carroll University in 2013. He and his wife, Jessica, were married in June 2018, and reside in Cleveland, Ohio.



TIM HEFFELFINGER

 AREA SCOUT

SUPER BOWLS: 14, 16, 18

Tim Heffelfinger is entering his 22nd season as an NFL scout and his 15th season as an area scout for the Patriots. He joined New England's personnel department prior to the 2005 season after a seven-year stint as an area scout for the New Orleans Saints (1998-2004). Heffelfinger entered the NFL scouting ranks in 1998 after spending two-and-a-half years as a graduate assistant coach at UCLA (1996-98), where he worked with the offensive line and tight ends. He

also earned a master's degree from the UCLA Graduate School of Education. He was a defensive tackle at Northwestern before his playing career was cut short by an injury. He graduated from Northwestern in 1990 with a bachelor's degree in organizational studies and worked in the business sector as a sales representative for The Quaker Oats Company and Converse before returning to football. Heffelfinger and his wife, Amy, have two children, Kassidy and Ryan.



JONATHAN HOWARD

 AREA SCOUT

SUPER BOWLS: 14, 16, 18

Jonathan Howard is in his seventh season with the Patriots and his fifth as a scout. He joined the Patriots organization in May 2013 as a scouting assistant. Howard came to the Patriots from the University of Massachusetts where he spent the 2012 season as a volunteer defensive & recruiting assistant.

He played safety and linebacker at Washington University

in St. Louis, where he graduated in 2012 with a degree in economics & strategy and marketing. He earned his master's degree in sport management from the University of Massachusetts in August 2013.

A native of Cincinnati, Ohio, Howard graduated from St. Xavier High School where he was a member of the 2007 Division I state title team.



TUCKER INGRAHAM

 AREA SCOUT

SUPER BOWLS: 18

Tucker Ingraham enters his third season with the New England Patriots and his first as an area scout. Ingraham joined the organization in May of 2017 as a scouting assistant. He spent four summers as a football operations intern from 2013 to 2016 assisting with the team's training camp operations, team travel and day-to-day logistical needs of players and

staff. Ingraham joined the Patriots full-time after graduating from Wesleyan University in 2017, where he served as a student assistant on the coaching staff and graduated with a degree in American Government. A native of Northport, New York, Ingraham graduated from Northport High School in 2013, where he was a letterman in ice hockey.



CAMREN WILLIAMS

 AREA SCOUT

SUPER BOWLS: 16, 18

Camren Williams enters his fourth season with the New England Patriots and his second as an area scout. Williams originally joined the organization in February 2016 as a scouting assistant. He came to the Patriots following his graduation from Ohio State, where he was a four-year letterman for the Buckeyes from 2012-15. Coached by Urban Meyer and a member of the 2014 College Football Playoff National Championship team, Williams was a part of a senior class that held a 50-4 record over four seasons. He grad-

uated from Ohio State in December 2015 with a degree in strategic communications and a minor in consumer science.

A native of Easton, Mass., Williams graduated from Catholic Memorial High School in 2012. Williams' father, Brent, was drafted by the New England Patriots in 1986 and played 11 seasons in the NFL, including eight seasons with New England through 1993. Williams finished his Patriots career with 43½ sacks, which is 10th all-time in franchise history.



DAVE ZIEGLER

 **DIRECTOR OF PRO PERSONNEL**

SUPER BOWLS: 14, 16, 18

Dave Ziegler enters his seventh season with the Patriots scouting department and fourth as the director of pro personnel, following three seasons as the assistant director of pro scouting. He joined the Patriots after three seasons with the Denver Broncos, serving in a variety of roles for the club in their scouting department. Before going to Denver, Ziegler was the special teams coordinator at Chaparral High School in Scottsdale, Ariz., where he also coached the running backs and tight ends. Previously, Ziegler coached the wide receivers and special teams at Iona College in New Rochelle, N.Y. and at John Carroll University in University Heights, Ohio. A

three-time all conference honoree as a wide receiver/punt returner/kick returner at John Carroll, Ziegler holds several Blue Streak records, including career return yards, return average and touchdowns. Ziegler was a college teammate of Patriots director of player personnel Nick Caserio, offensive coordinator/quarterbacks coach Josh McDaniels and former assistant quarterbacks coach Jerry Schuplinski.

Ziegler was born Sept. 7, 1977, in Tallmadge, Ohio, and currently resides in Foxborough, Mass. He and his wife, Carissa, have two sons, Asher and Camden and a daughter, Georgina.



STEVE CARGILE

 **PRO SCOUT**

SUPER BOWLS: 14, 16, 18

Steve Cargile is in his ninth season with the Patriots personnel department and his eighth as a pro scout. He joined the organization in February 2011 as a scouting assistant. Cargile also assisted with coaching special teams during the 2011 season. Prior to joining the Patriots, Cargile was an NFL safety with several different teams from 2004-09. He was originally signed by the Dallas Cowboys as a rookie free agent out of Columbia in 2004 and also had stints with Tampa Bay, Denver, Cleveland and the N.Y. Giants during his NFL career.

Cargile played wide receiver and safety during his time at Columbia, earning Second Team All-Ivy League honors in 2003 for his efforts on defense. He graduated in 2004 with a bachelor's degree in economics.

Born and raised in Cleveland, Ohio, Cargile attended St. Peter Chanel High School in Bedford, Ohio, where he lettered in football, basketball, baseball and track. He was a member of the 1999 Division 5 State semifinal football team and the 1999 Division 3 State champion basketball team.



RONNIE MCGILL

 PRO SCOUT

SUPER BOWLS: 14, 16, 18

Ronnie McGill is in his eighth season as a pro scout with the Patriots after two seasons as a scouting assistant. He originally joined the club in the summer of 2010 after spending the 2009 season with the Tennessee Titans as a seasonal intern in player personnel development.

The Clover, S.C., native became the first student athlete to enroll in the spring semester at the University of North Carolina at Chapel Hill in 2003 and eventually finished in the top-10 in school history in rushing yards and touchdowns. McGill's achievements garnered an invitation to the 2007 NFL Scouting Combine. He graduated from UNC in December 2007 with a degree in interpersonal communications.

McGill attended Clover High School where he was a three-sport letterman, an All-State high jumper as a sophomore and an All-State running back as a senior. He was also named MVP of the 2002 South Carolina North-South All-Star Game after setting an All-Star game record with 119 rushing yards and three touchdowns.

Following his playing career, McGill earned his first coaching assignment with his high school alma mater as a volunteer running backs coach and later as an assistant coach at South Pointe (S.C.). High School McGill and his wife, Brittany, have a daughter, Skyler.



MARSHALL OIUM

 PRO SCOUT

SUPER BOWLS: 18

PRONOUNCED OY-um

Marshall Oium enters his second season as a pro scout with the Patriots personnel department. Oium joined the Patriots after four seasons with the Cleveland Browns, most recently serving as a pro scout during the 2016 and 2017 seasons. Prior to his time with the Browns, Oium worked as a

futures trader with Marquette Partners from 2011-13.

Oium played four years of quarterback for the University of Chicago, while also playing baseball for the school as an outfielder and pitcher. A native of Temecula, Calif., Oium graduated from the University of Chicago in 2011 with a bachelor's degree in economics. Oium and his wife, Emely, reside in Norton, Mass.



RICHARD MILLER

 DIRECTOR OF RESEARCH

SUPER BOWLS: 01, 03, 04, 14, 16, 18

Richard Miller is in his 24th season with the Patriots. Miller joined the Patriots as Player Compensation Analyst in March 1996 and was promoted to Director of Research in 2001. Miller is responsible for managing the Patriots salary cap and player costs; player contract research and statistical trends; financial and strategic planning; and assisting the personnel department with draft, free agency and game ad-

vanance analytics. A native of Hortonville, Wis., Miller graduated from Carroll University with bachelor's degree in finance and economics in 1993 and from Brandeis University with a master's degree in international economics in 1996. Miller also matriculated at Aberystwyth University in Wales and the National University of Singapore. Miller resides in Franklin, Mass., with his wife, Sharon, and two sons, Colin and Joshua.



DAN FAMOSI

 INFORMATION TECHNOLOGY SPECIALIST

SUPER BOWLS: 01, 03, 04, 14, 16, 18

Dan Famosi originally joined the New England Patriots organization in 2000 as a senior developer and enters his 20th season with the organization as an information technology specialist, a role he has served in for the team since 2013.

Famosi's main responsibilities include handling the day-to-day information technology needs of the coaching, scouting and football operations staffs, supporting and maintaining the team's electronic playbooks, providing technical

support for the team during road games and is the day of game sideline communications technician. Famosi has also maintained research databases for the New England Patriots scouting staff.

Famosi and his wife, Carol, reside in Brockton, where they raised three children - Brooklyn, Kelsey and D.J. They are proud grandparents to Carly and Ben.



MIKE ARONIAN

 SOFTWARE ENGINEER

Michael Aronian joins the New England Patriots for his first year as a software engineer. Michael joined the organization as an intern in November 2018 before joining the staff full time. Michael attended Salem State University earning a degree for Mathematics.

Prior to joining the Patriots, Michael worked with 5th grade in special education at Bedford Public Schools. Michael was born and raised in Chelmsford, Mass., and attended Chelmsford High School where he lettered in football, baseball and track.



MATT LINDSAY

 CHIEF DATA SCIENTIST

SUPER BOWLS: 18

Matt Lindsay is in his third season as a data analyst for the New England Patriots. Lindsay joined the organization as an intern in January 2017 before joining the staff full time in June of 2018.

Lindsay played wide receiver and tight end at the Massa-

chusetts Institute of Technology where he graduated in 2017 with a degree in math and physics.

Born and raised in Batavia, Ill., Lindsay graduated from Wheaton Academy where he played football.

SCOUTING ASSISTANTS



ALEX BROOKS



JORDON HEIN



TAYLOR REDD

FOOTBALL
STAFF



BERJ NAJARIAN



DIRECTOR OF FOOTBALL/HEAD COACH ADMINISTRATION

SUPER BOWLS: 01, 03, 04, 14, 16, 18

Berj Najarian is in his 25th season in the NFL and his 20th season with the Patriots. He was named director of football/head coach administration in 2005 after five years as the Patriots executive administrator to the head coach. He originally joined the Patriots on Feb. 4, 2000. In his current position, he is the point person for day-to-day operations of the team and acts as a liaison across football and non-football departments. Najarian manages several elements of head coach Bill Belichick's off-field agenda, including football and stadium operations, player and staff communication, sched-

uling and personal requests. In addition, Najarian manages various special projects in coaching and player personnel. Entering the NFL in 1995, he joined the Patriots after five seasons in the public relations department of the New York Jets. A 1991 Boston University graduate, Najarian returned to New York after college to intern with the New York Knicks. Following his internship, he worked at The Rowland Company, a public relations firm in New York City. He is a native of Manhasset, N.Y. He and his wife, Regina, were married in 2000.



ERNIE ADAMS



FOOTBALL RESEARCH DIRECTOR

SUPER BOWLS: 86, 90, 01, 03, 04, 14, 16, 18

Ernie Adams returned to the Patriots staff when he was appointed football research director by Bill Belichick on April 25, 2000. His responsibilities include researching special assignments for both the coaching staff and the personnel department. After coaching for four seasons at Northwestern (1972-75), Adams entered the NFL coaching ranks with the New England Patriots as the administrative assistant and assistant offensive coach on Chuck Fairbanks' staff in 1975. In addition to his on-field responsibilities, his duties included all aspects of football operations, including computer analysis,

statistical evaluations and film coordination. After four seasons with the Patriots, he accepted a position with the New York Giants in 1979. In 1982, he was promoted to director of pro personnel, a position he held for four seasons. In 1991, he joined Bill Belichick's staff in Cleveland as an offensive assistant, a position he held for five seasons. Adams is an alumnus of Northwestern University and attended Phillips Academy in Andover, Mass. Adams and his wife, Christine, live in Massachusetts.



BOBBY BROWN



COORDINATOR, FOOTBALL OPERATIONS & TEAM TRAVEL

SUPER BOWLS: 16, 18

Bobby Brown enters his fourth season with the New England Patriots and his first as coordinator, football operations & team travel after three seasons as a football operations assistant. Brown initially joined the organization as an equipment intern in 2016. His duties include football operations and coordinating travel logistics.

The Malden, Mass., native majored in recreation sport and wellness as an undergrad at Gordon College before completing his master's degree in leadership and administration with a focus in sports leadership from Boston College. While earning his master's degree at B.C., Brown worked for the football team for two seasons.



RICHARD ARMAND



ASSISTANT, PLAYER OPERATIONS & ENGAGEMENT

SUPER BOWLS: 18

Richard Armand enters his third season overall with the New England Patriots and first as a football operations assistant after two seasons as an equipment assistant. Armand attended Gordon College where he played basketball and

tennis. He graduated in 2016 with a bachelor's degree in English and middle school education.

Armand was born on May 9, 1994. He grew up in Hempstead, N.Y., and graduated from the Stony Brook School in 2012.



CHRIS MATTES



COORDINATOR, PLAYER OPERATIONS & ENGAGEMENT

SUPER BOWLS: 18

Chris Mattes enters his third season with the Patriots in 2019 in a player operations and engagement role.

Mattes' main focus in player development is to assist athletes with their transition into the NFL and provide support both during and following their careers. His other duties include coordinating various logistical aspects of football operations.

The Westfield, N.J., native joined the Patriots staff after two seasons as a coaching assistant with the Maryland men's lacrosse team and helped lead the Terrapins to back-to-back national championship appearances in 2016 and 2017 and a championship in 2017.

A USILA All-America faceoff specialist during his collegiate

career at Rutgers from 2007-11, Mattes won 160-of-252- faceoff draws (63.5%) and was named First Team All-Big East in addition to his All-American honors. Mattes spent eight seasons playing Major League Lacrosse (MLL) while also serving as an assistant coach at Westfield High School in 2014 and 2015.

Mattes played five seasons for MLL's Florida Launch and earned his first career All-Star bid in 2016. He was also a member of the 2011 MLL Champion Boston Cannons. He is currently a member on Atlas of the Premier Lacrosse League. The co-founder of "The Faceoff Academy" in 2013, Mattes ran camps and training sessions for faceoff men across the country from the youth to the college level.



JIM WHALEN

 HEAD ATHLETIC TRAINER

SUPER BOWLS: 03, 04, 14, 16, 18

Jim Whalen returned to the New England Patriots in 2002 as the team's head athletic trainer. He supervises the evaluation and care of injuries and the treatment and rehabilitation of all players. He began his professional career as an assistant athletic trainer for the Patriots in 1992 and 1993. In 1994, he accepted a position as the assistant athletic trainer at the University of Miami, a position he held for three years. In 1997, he was named the director of sports medicine at Kansas State. In 2000 and 2001, he served as the director of rehabilitation for the Tampa Bay Buccaneers.

In February 2019, the NFL Physicians Society honored

Whalen with the Fain Cain Memorial Award for Outstanding NFL Athletic Trainer of the Year.

In 2016, Whalen and his athletic training staff earned NFL Athletic Training Staff of the Year from the Professional Football Athletic Trainers' Society (PFATS). In 2017, Whalen and his staff were awarded the Athletic Trainers of the Year Award by the Athletic Trainers of Massachusetts (ATOM).

Whalen graduated from Bridgewater State College in 1993 with a degree in physical education and earned his master's degree in sports medicine from Miami in 1996. Jim and his wife, Rene, have three children, Courtney, Ryan and Jaclyn.



DARYL NELSON

 ASSISTANT ATHLETIC TRAINER

SUPER BOWLS: 16, 18

Daryl Nelson joined the New England Patriots athletic training staff as an assistant athletic trainer in the summer of 2016. The Peoria, Ariz., native holds a bachelor's degree from Texas Christian University in Fort Worth, Texas, and completed his master's degree at Ohio State University. He gained his first professional experience as a graduate assistant at Ohio State and went on to serve as an intern with the Patriots for the 2013-14 seasons. Nelson served as an assis-

tant athletic trainer at the University of Louisville before his return to the Patriots.

In 2016, Nelson and the rest of the athletic training staff earned NFL Athletic Training Staff of the Year from the Professional Football Athletic Trainers' Society (PFATS). In 2017, Nelson and the staff earned the Athletic Trainers of the Year Award by the Athletic Trainers of Massachusetts.



MICHAEL AKINBOLA

ASSISTANT ATHLETIC TRAINER & PHYSICAL THERAPIST

SUPER BOWLS: 16, 18

Michael Akinbola joined the New England Patriots athletic training staff as a physical therapist in the summer of 2016. He assists with physical therapy and player rehabilitation, as well as working with the sports medicine, athletic training and strength & conditioning staff on various aspects of the club's training program.

Prior to joining the Patriots, Akinbola worked as an athletic training intern for the Indianapolis Colts. He received his bachelor's degree in Sports Medicine from DePauw University in Indiana before earning his doctor of physical therapy (DPT) degree from the University of Delaware. He then

completed a 14-month intensive sports residency program at University of Delaware, acquiring his board certification as a sports clinical specialist (SCS) and earned his master's degree in Athletic Training from Bridgewater State University.

In 2016, Akinbola and the rest of the athletic training staff earned NFL Athletic Training Staff of the Year from the Professional Football Athletic Trainers' Society (PFATS). In 2017, Akinbola and the staff earned the Athletic Trainers of the Year Award by the Athletic Trainers of Massachusetts. Akinbola is also a certified strength & conditioning specialist (CSCS).



TED HARPER

TEAM SPORTS DIETITIAN

SUPER BOWLS: 14, 16, 18

Ted Harper is in his eighth season as a registered and licensed sports dietitian/nutritionist with the New England Patriots. He joined the Patriots after working for a contracting company supporting Special Operations Command (SOCOM) by providing performance nutrition services. Before training special operations soldiers, he was strength training and nutritionally supporting Olympic speedskaters for the United States Olympic Speedskating Team in preparation for the

2010 Winter Olympic Games and nutritionally assisting collegiate athletes at the University of Utah.

Harper earned a dual bachelor's degree from Purdue University in dietetics and nutrition, fitness and health. He also earned a dual master's degree from the University of Utah in exercise sport science and sports nutrition. He is a Board Certified Specialist in Sports Dietetics (CSSD).



BRENDEN MURPHY

HEAD EQUIPMENT MANAGER

SUPER BOWLS: 14, 16, 18

Brenden Murphy was named head equipment manager following the 2016 season. Murphy spent four seasons as a full-time equipment assistant from 2013-16. The 2019 season will be his 12th season associated with the Patriots. He be-

gan working with the team as a ball boy during training camp and on game days in 2008.

The Falmouth, Mass., native was born on Dec. 12, 1993, and graduated from Falmouth High School in 2012.



MICHAEL REDMAN

 EQUIPMENT ASSISTANT

SUPER BOWLS: 18

Michael Redman enters his third season as an equipment assistant with the New England Patriots. Redman was born on Sept. 24, 1992, and graduated from Conard High School in West Hartford, Conn., in 2011.

Redman graduated from the University of Connecticut in 2015 with a bachelor's degree in accounting. While at UConn, Redman worked as a student equipment manager for the football team for all four years.



SCOTT WEEDEN

 EQUIPMENT ASSISTANT

SUPER BOWLS: 18

Scott Weeden enters his second season as an equipment assistant with the New England Patriots. Weeden joined the Patriots equipment staff in 2018 after spending four years with the Atlanta Falcons staff (2014-18) and interning with the Baltimore Ravens in 2013.

Weeden, a certified member of the Athletic Equipment Managers Association, was born Nov. 5, 1989, and graduated from Walpole High School (Mass.) in 2008.

He enrolled at the University of Southern New Hampshire and worked as a student supervisor for the athletic department before graduating with a bachelor's degree in sport management in 2012.



JIMMY DEE

 VIDEO DIRECTOR

SUPER BOWLS: 01, 03, 04, 14, 16, 18

Jimmy Dee is in his 26th season with the Patriots and the 23rd as the team's video director. He was appointed to his current position on April 28, 1997. He oversees all video operations for the Patriots, which includes filming, dubbing and editing all game and practice footage. Dee has overseen the transition from non-linear video to digital video and is responsible for keeping the team up-to-date in the ev-

er-changing world of digital coaching video. His department is responsible for maintaining the digital network of coaching video used by coaches, players and scouts. He originally joined the Patriots on March 31, 1994, as the assistant video director. Jimmy and his wife, Karen, have two sons, James and Jonathan. The Dee family resides in New Bedford, Mass.



FERNANDO NETO

 ASSISTANT VIDEO DIRECTOR

SUPER BOWLS: 01, 03, 04, 14, 16, 18

Fernando Neto is in his 23rd year as the Patriots assistant video director under Jimmy Dee. His primary responsibilities include filming, compiling and editing all game and practice film for coaches' analysis, cataloging all NFL game film and producing "edits" and "cut-ups." Neto has overseen the transition from non-linear video to the current state-of-the-

art digital video system used by the coaching staff, scouts and players. In addition, he helps maintain the team's ever changing-camera equipment and the way practices are filmed. Neto became a father in April of 2018 to a son, Mason Robert.



JARED RITA

 VIDEO ASSISTANT

SUPER BOWLS: 14, 16, 18

After interning in 2007 and part of the 2008 season, Jared Rita was hired to a full-time position in 2009 as a video assistant for the Patriots. His main responsibilities include assisting in editing game and practice footage for use by the coaches, scouts and players, and maintaining players' meet-

ing rooms. Rita graduated from the New England Institute of Technology in Warwick, R.I., in 2009, where he received his bachelor's degree in digital recording arts. Jared and wife, Hannah, were married in 2018 and reside in Walpole, Mass.



TEDDY CIOPER

 VIDEO ASSISTANT

SUPER BOWLS: 14, 16, 18

Teddy Cioper has been with the Patriots since the 2010 season. His main responsibilities include filming and editing practice and helping the scouting department with all NCAA film. A resident of New Bedford, Mass., Cioper graduated

from Emerson College in 2008, where he received his bachelor of arts degree in TV/Video. Teddy and wife, Jillian, were married in 2016 and have a son, Bennett.

ALWAYS BE CELEBRATING



OFFICIAL SOFT DRINK OF **THE NEW ENGLAND PATRIOTS**

PEPSI and the Pepsi Globe are registered trademarks of PepsiCo, Inc. New England Patriots trademarks, including the Patriots logo, are the property of New England Patriots LLC, and are used pursuant to a licensing agreement with New England Patriots LLC.

2019 PLAYERS





RYAN ALLEN

 **6 | PUNTER**

HT: 6-2 | **WT:** 220 | **Born:** 2/28/1990 | **Exp. (NFL/Patriots):** 7/7
GP/GS (Playoffs): 96/0 (16/0) | **Acq:** FA-13
College: Louisiana Tech | **Hometown:** Salem, Ore.

 **SUPER BOWLS:** 14, 16, 18

CAREER TRANSACTIONS

Ryan Allen was signed by the New England Patriots as an unrestricted free agent on March 22, 2019 ... Originally signed by New England as a rookie free agent (5/3/13).

CAREER HIGHLIGHTS

- Enters 2019 as the Patriots all-time leader in punt average (minimum 50 punts) with a 45.3 career average.
- Set a Patriots rookie record in 2013 with a 39.9 net average yards per punt.
- In 2017, Allen limited his opponents to just 23 punt returns for a 4.6-yard average, the lowest in team history.
- Only punter in Patriots history with three Super Bowls.

SEASONAL REVIEWS

2018 (16/0, 3/0)

- Played in all 16 regular-season games and punted 64 times for 2,885 yards (45.1 avg., 39.5 net), with five touchbacks and 21 downed inside the opponent 20-yard line and a long of 66.
- Appeared in all three postseason contests and punted 11 times for 463 yards (42.1 avg., 38.4 net) with two touchbacks, six downed inside the opponent 20-yard line and a long of 53.
- Also utilized as holder on extra points and field goals.
- Punted six times for 281 yards with two punts downed inside the Texans 20-yard line in the victory vs. Houston (9/9). Had a fourth-quarter punt of 54 yards that pinned Houston at their own 1-yard line with less than a minute remaining. In a one score game, the punt put the Patriots defense in position to close out the victory.
- Had six punts for a season-high 298 yards at Tennessee (11/11), including a season-long punt of 66 yards.
- Punted six times for 259 yards, helping sway field position several times with three kicks downed inside the 20-yard line during the win vs. Buffalo (12/23).
- Punted twice for a total of 75 yards with both punts being downed inside the 20-yard line during the AFC Championship victory at Kansas City (1/20).
- Punted five times for a total of 215 yards with three punts being downed inside the Rams 10-yard line (6-yard line, 2-yard line & 7-yard line) during the Super Bowl LIII victory over Los Angeles (2/3). Key part of a punt unit that helped flip vital field position in a close game.

2017 (16/0, 3/0)

- Played in all 16 regular-season games and punted 58 times for 2,515 yards (43.4 avg., 40.5 net) with three touchbacks, 24 downed inside the opponent 20-yard line and a long of 60.
- Appeared in all three playoff contests and registered 10 punts for 419 yards (41.9 avg., 39.9 net) with one touch-

EXTRA POINTS

- Allen initially enrolled at Oregon State as a walk-on and competed for a spot as the team's punter with current Los Angeles Rams punter Johnny Hekker, a competition that Hekker won. Initially discouraged, Allen said that bump in the road helped him become a better punter and eventually win a job in the NFL. "They [Oregon State] ended up choosing him [Hekker] at the end of the day. I took it rough and kind of hung my head. So he got the scholarship, but as I got better, I thought I could definitely go play somewhere else. That's how I made the decision to transfer once that time came."
- Allen transferred to Louisiana Tech in 2010 and went on to become the best punter in the NCAA.
- Named the Ray Guy Award winner, given to nation's top collegiate punter, in 2011 and 2012, becoming the first player to claim the award in back-to-back seasons.

back, five downed inside the opponent 20-yard line and a long of 57.

- Also utilized as holder on extra points and field goals.
- Maintained his status as the Patriots all-time leader in punt average (minimum 50 punts) with a 45.3 career average entering 2018.
- Punted six times for 272 yards with three punts downed inside the Texans 20-yard line in the victory vs. Houston (9/24). Had a fourth-quarter punt of 59 yards that pinned Houston on their own 13-yard line and a season-long 60-yard punt on the next drive from inside his own 20-yard line that helped flip the field position for the Patriots.
- Punted four times for 188 yards, including a punt that pinned the Buccaneers at their own 3-yard line in the fourth quarter of the victory at Tampa Bay (10/5). Also had a punt of 55 yards in the fourth quarter that helped keep Tampa Bay deep in their own territory.
- Punted three times for 130 yards total, including a 54-yard second quarter punt that sent WR Travis Benjamin backpedaling to the Chargers 11-yard line, where he muffed the catch and was ultimately tackled in his own end zone by Brandon King, resulting in a safety in the victory over the L.A. Chargers (10/29).
- Punted eight times for a season-high 338 yards, with five punts being downed inside the opponent's 20-yard line in the victory vs. N.Y. Jets (12/31).
- Punted four times for 169 yards with two being downed inside the Tennessee 20-yard line in the Divisional Playoff victory vs. the Titans (1/13).

HONORS & AWARDS

2016: AFC Special Teams Player of the Week (Week 3)

2014: AFC Special Teams Player of the Week (Week 14)

- Had six punts for a total of 250 yards, with three pinning the Jaguars inside their own 20-yard line during the victory vs. Jacksonville in the AFC Championship game (1/21).
- Did not punt but contributed on special teams as the holder for extra points and field goals in Super Bowl LII vs. Philadelphia (2/4).

2016 (16/0, 3/0)

- Punted 72 times for 3,217 yards (44.7 avg., 41.4 net), with five touchbacks and 23 downed inside the opponent 20-yard line, over the course of the 2016 regular season.
- Played in all three playoff contests and punted 12 times for 503 yards (41.9 avg.) with no touchbacks and seven downed inside the opponent 20-yard line.
- Also utilized as holder on extra points and field goals.
- Was named AFC Special Teams Player of the Week for his Week 3 performance vs. Houston (9/22). Had six of seven punts downed inside the 20-yard line in the win vs. Houston (9/22) and helped hold the Texans to zero punt return yards. Landed punts at the 11, 10, 10, 14, 5 and 4. His only punt that did not land inside the 20 was downed at the 20-yard line. Previous best was five punts inside the 20-yard line on Oct. 6, 2013, at Cincinnati.

- Punted six times for 240 yards (40.0 avg.) in the Divisional Playoff win vs. Houston (1/14) and punted twice for 97 yards (48.5 avg.) in the AFC Championship win vs. Pittsburgh (1/22).
- Punted four times with three downed inside the opponent 20-yard line for a total of 166 yards and a long of 51 in Super Bowl LI (2/5).

2015 (16/0, 3/0)

- Played in all 16 regular-season games and punted 73 times for 3,358 yards (46.0 avg., 39.9 net), with only three touchbacks, 31 downed inside the opponent 20-yard line and a season-long of 67.
- Appeared in both postseason contests and compiled nine punts for 407 yards (45.2 avg., 37.7 net) with one touchback, one downed inside the opponent 20-yard line and a long of 55.
- Also utilized as holder on extra points and field goals.
- Punted four times for 191 yards (47.8 avg.) with one downed inside the 20-yard line and tied a career high with a season-long of 67 yards in the win vs. Pittsburgh (9/10).
- Punted one time for 54 yards and recorded his second career special teams tackle in the win at Buffalo (9/20).
- Punted a season-high 10 times for 450 yards with five punts downed inside the 20-yard line at Denver (11/29).
- Totaled six punts for 303 yards vs. Philadelphia (12/6) and had a punt blocked that was returned for a touchdown.

2014 (16/0, 3/0)

- Played in all 16 regular-season games and punted 66 times for 3,060 yards (46.4 avg., 39.9 net avg.) with six touchbacks, 25 downed inside the opponent 20-yard line and a season-long of 67.
- Appeared in all three playoff games and compiled 12 punts for 493 yards (41.1 avg., 36.0 net avg.) with one touchback,

three downed inside the opponent 20-yard line and a then Super Bowl record 64-yard punt in the third quarter of Super Bowl XLIX vs. Seattle (2/1).

- Also utilized as holder on extra points and field goals.
- Had his first career punt blocked in the season opener at Miami (9/7) that led to a Dolphins touchdown. Also booted two punts for 60-plus yards - a 62-yarder in the first quarter and a 63-yarder in the fourth quarter.
- Had five punts for 223 yards (44.6 avg.) with one downed inside the 20-yard line and a career-long of 67 in the win vs. Denver (11/2).
- Earned AFC Special Teams Player of the Week honors after punting five times for 247 yards (49.4 avg.) with four downed inside the 13-yard line and a long of 60 in the win at San Diego (12/7). Placed punts at the 13, 10, 11 and 10-yard lines on each of his first four punts, forcing San Diego's average drive start on their own 17-yard line. Yielded two returns for 7 yards.

2013 (16/0, 3/0)

- Played in all 16 regular-season contests and finished the season with 76 punts for 3,491 yards (45.9 avg., 39.9 net avg.), with 12 touchbacks, 29 downed inside the 20-yard line and a season long of 65.
- Appeared in both postseason games and punted four times for 202 yards (50.5 avg., 50.8 net avg.), with no touchbacks, three downed inside the 20-yard line and a long of 60.
- Set a Patriots rookie record with a 39.9 net average.
- Also utilized as holder on extra points and field goals.
- Played in his first NFL game at Buffalo (9/8) and punted six times for 236 yards (39.3 avg), pinning three inside the Bills 20-yard line.
- Tied team record with 11 punts and set a single-game record with 514 yards vs. N.Y. Jets (9/12), including four inside the Jets 20-yard line.
- Became the Patriots all-time leader in punt average (minimum 50 punts) at Carolina (11/18) with one boot that pinned the Panthers inside their own 20-yard line.
- Punted six times for 267 yards vs. Denver (11/24), including a high-arcing punt in overtime that was muffed by the Broncos, recovered by the Patriots and led to the game-winning field goal in overtime.
- Punted once for 55 yards in the Divisional Playoff vs. Indianapolis (1/14); left in the second quarter with a shoulder injury and did not return. Was replaced by Stephen Gostkowski.
- Returned for the AFC Championship at Denver (1/19) and punted three times for a 49.0 average, landing all three inside the Broncos 20-yard line.

COLLEGE

- Began his career at Oregon State in 2008 where he red-shirted and did not see any action in 2009.
- Transferred to Louisiana Tech and began playing in 2010.
- Named the Ray Guy Award winner in 2011 and 2012, becoming the first player to claim the award in back-to-back seasons.
- Was a unanimous First Team All-American in 2012.
- Finished his career averaging a school record 48.0 yards per punt with 20 punts inside the 20 and 21 punts over 50 yards.
- Was named an All-American by several publications in 2011

and received second-team honors by the Walter Camp Football Foundation.

- Also received first team All-WAC and All-Louisiana honors.

PERSONAL

- Majored in business at Louisiana Tech.
- Only played two years of football in high school, earning letters as both a punter and kicker at West Salem High School.

RYAN ALLEN STATISTICS

POS: P HT: 6-2 WT: 220 LBS YEAR: 7TH ACQ: FA-13 COLLEGE: LOUISIANA TECH BORN: 2/28/90

REGULAR SEASON PUNTING STATISTICS

Year	Team	G	NO.	YDS	AVG	NET	TB	IN20	LG	BLK
2013	Patriots	16	76	3,491	45.9	39.9	12	29	65	0
2014	Patriots	16	66	3,060	46.4	39.9	6	25	67	1
2015	Patriots	16	73	3,358	46.0	39.9	3	31	67	1
2016	Patriots	16	72	3,217	44.7	41.4	5	23	57	0
2017	Patriots	16	58	2,515	43.4	40.5	3	24	60	0
2018	Patriots	16	64	2,885	45.1	39.5	5	21	66	0
Totals	6 Years	96	409	18,526	45.3	40.2	34	153	67	2

Additional Statistics: 3 Special Teams Tackles - 2013 (1); 2015 (1), 2018 (1).

POSTSEASON PUNTING STATISTICS

Year	Team	G	NO.	YDS	AVG	NET	TB	IN20	LG	BLK
2013	Patriots	2	4	202	50.5	50.8	0	3	60	0
2014	Patriots	3	12	493	41.1	36.0	1	3	64	0
2015	Patriots	2	9	407	45.2	37.7	1	1	55	0
2016	Patriots	3	12	503	41.9	38.3	0	7	58	0
2017	Patriots	3	10	419	41.9	39.9	1	5	57	0
2018	Patriots	3	11	463	42.1	38.4	2	6	53	0
Totals	6 Years	16	58	2,487	42.9	38.9	5	25	64	0

ALLEN'S CAREER GAME-BY-GAME

2013	OPPOSITION	NO.	YDS	AVG.	NET	TB	IN20	LG	B	2014	OPPOSITION	NO.	YDS	AVG.	NET	TB	IN20	LG	B	
09/08	at Buffalo	6	236	39.3	36.0	1	3	65	0	12/21	at N.Y. Jets	5	263	52.6	45.6	0	2	58	0	
09/12	N.Y. Jets	11	514	46.7	42.5	2	4	60	0	12/28	Buffalo	4	174	43.5	38.0	0	1	51	0	
09/22	Tampa Bay	3	128	42.7	38.7	0	1	47	0	2014 Totals	66	3060	46.4	39.9	6	25	67	1	49	0
09/29	at Atlanta	2	110	55.0	42.0	1	0	56	0	01/10	Baltimore	5	189	37.8	32.8	0	1	49	0	
10/06	at Cincinnati	8	353	44.1	42.0	0	5	53	0	01/18	Indianapolis	3	108	36.0	32.7	0	1	46	0	
10/13	New Orleans	4	210	52.5	47.5	0	1	56	0	02/01	Seattle	4	196	49.0	42.5	1	1	64	0	
10/20	at N. Y. Jets	8	404	50.5	37.5	3	1	62	0	2014 Postseason	12	493	41.1	36.0	1	3	64	0		
10/27	Miami	5	217	43.4	37.8	0	1	51	0	2015	OPPOSITION	NO.	YDS	AVG.	NET	TB	IN20	LG	B	
11/03	Pittsburgh	2	101	50.5	28.5	1	0	54	0	09/10	Pittsburgh	4	191	47.8	42.0	1	1	67	0	
11/18	at Carolina	1	34	34.0	34.0	0	1	34	0	09/20	at Buffalo	1	54	54.0	40.0	0	0	54	0	
11/24	Denver	6	267	44.5	39.0	1	2	52	0	09/27	Jacksonville	0								
12/01	at Houston	3	132	44.0	35.3	1	1	51	0	10/11	at Dallas	4	175	43.8	42.3	0	3	60	0	
12/08	Cleveland	5	200	40.0	40.2	0	3	53	0	10/18	at Indianapolis	5	239	47.8	44.8	0	2	57	0	
12/15	at Miami	3	146	48.7	45.7	0	1	57	0	10/25	N.Y. Jets	3	134	44.7	44.7	0	3	47	0	
12/22	at Baltimore	7	334	47.7	39.7	1	4	60	0	10/28	Miami	6	264	44.0	42.5	0	4	57	0	
12/29	Buffalo	2	105	52.5	42.5	1	1	53	0	11/08	Washington	2	69	34.5	30.0	0	1	48	0	
2013 Totals	76	3491	45.9	39.9	12	29	65	0	11/15	at N.Y. Giants	4	200	50.0	39.8	0	1	57	0		
01/11	Indianapolis	1	55	55.0	56.0	0	0	55	0	11/23	Buffalo	7	288	41.1	40.0	0	3	52	0	
01/19	at Denver	3	147	49.0	49.0	0	3	60	0	11/29	at Denver	10	450	45.0	40.6	1	5	58	0	
2013 Postseason	4	202	50.5	50.8	0	3	60	0	12/06	Philadelphia	6	303	50.5	26.9	0	1	55	1		
2014	OPPOSITION	NO.	YDS	AVG.	NET	TB	IN20	LG	B	12/13	at Houston	6	264	44.0	40.3	0	3	54	0	
09/07	at Miami	5	241	48.2	36.2	0	2	63	1	12/20	Tennessee	4	182	45.5	39.5	0	0	56	0	
09/14	at Minnesota	5	211	42.2	40.0	0	4	59	0	12/27	at N.Y. Jets	4	184	46.0	44.0	0	2	52	0	
09/21	Oakland	5	240	48.0	40.8	0	2	58	0	01/03	at Miami	7	361	51.6	42.6	1	2	61	0	
09/29	at Kansas City	6	293	48.8	45.0	1	2	59	0	2015 Totals	73	3358	46.0	39.9	3	31	67	1		
10/05	Cincinnati	3	121	40.3	40.3	0	0	46	0	01/16	Kansas City	3	126	42.0	26.3	1	0	43	0	
10/12	at Buffalo	4	186	46.5	39.4	1	0	54	0	01/24	at Denver	6	281	46.8	43.3	0	1	55	0	
10/16	N.Y. Jets	5	232	46.4	44.8	0	2	55	0	2015 Postseason	9	407	45.2	37.7	1	1	55	0		
10/26	Chicago	1	46	46.0	36.0	0	0	46	0	2016	OPPOSITION	NO.	YDS	AVG.	NET	TB	IN20	LG	B	
11/02	Denver	5	223	44.6	34.8	2	1	67	0	09/11	at Arizona	2	89	44.5	40.5	0	0	45	0	
11/16	at Indianapolis	1	59	59.0	39.0	0	1	59	0	09/18	Miami	4	128	32.0	32.0	0	2	37	0	
11/23	Detroit	5	238	47.6	46.6	0	1	66	0	09/22	Houston	7	333	47.6	47.6	0	6	57	0	
11/30	at Green Bay	4	144	36.0	36.0	0	2	37	0	10/02	Buffalo	6	311	51.8	48.8	0	2	56	0	
12/07	at San Diego	5	247	49.4	44.0	1	4	60	0											

ALLEN'S CAREER GAME-BY-GAME (CONT.)

10/09	at	Cleveland	5	209	41.8	36.8	0	1	52	0
10/16		Cincinnati	3	133	44.3	40.3	0	2	52	0
10/23	at	Pittsburgh	5	203	40.6	32.6	2	0	57	0
10/30	at	Buffalo	3	134	44.7	44.0	0	0	49	0
11/13		Seattle	2	92	46.0	44.0	0	1	56	0
11/20	at	San Francisco	5	216	43.2	37.4	1	0	50	0
11/27	at	N.Y. Jets	4	183	45.8	43.3	0	1	55	0
12/04		Los Angeles	6	247	41.2	39.8	0	2	46	0
12/12		Baltimore	6	294	49.0	43.7	1	2	56	0
12/18	at	Denver	7	312	44.6	41.0	1	3	51	0
12/24		N.Y. Jets	4	187	46.8	45.0	0	1	51	0
01/01	at	Miami	3	146	48.7	44.0	0	0	56	0
2016 Totals			72	3217	44.7	41.4	5	23	57	0
01/14		Houston	6	240	40.0	34.3	0	4	55	0
01/22		Pittsburgh	2	97	48.5	43.5	0	0	58	0
02/05		Atlanta	4	166	41.5	41.5	0	3	51	0
2016 Postseason			12	503	41.9	38.3	0	7	58	0

2017	OPPONENT	NO.	YDS	AVG.	NET	TB	IN20	LG	B
09/07	Kansas City	6	242	40.3	38.7	0	2	54	0
09/17	at New Orleans	3	111	37.0	31.7	0	1	57	0
09/24	Houston	6	272	45.3	38.7	1	3	60	0
10/01	Carolina	3	135	45.0	36.7	0	0	49	0
10/05	at Tampa Bay	4	188	47.0	39.8	0	1	55	0
10/15	at N.Y. Jets	4	160	40.0	40.5	0	1	48	0
10/22	Atlanta	2	100	50.0	40.0	1	0	57	0
10/29	L.A. Chargers	3	130	43.3	46.0	0	3	57	0
11/12	at Denver	1	43	43.0	43.0	0	0	43	0
11/19	at Oakland	2	95	47.5	47.5	0	2	51	0
11/26	Miami	3	122	40.7	34.0	1	1	46	0
12/03	at Buffalo	3	105	35.0	35.0	0	1	48	0
12/11	at Miami	7	334	47.7	46.4	0	3	53	0

12/17	at	Pittsburgh	2	96	48.0	47.0	0	1	54	0
12/24		Buffalo	1	44	44.0	44.0	0	0	44	0
12/31		N.Y. Jets	8	338	42.3	41.8	0	5	53	0
2017 Totals			58	2515	43.4	40.5	3	24	60	0
01/13		Tennessee	4	169	42.3	37.7	1	2	57	0
01/21		Jacksonville	6	250	41.7	41.7	0	3	53	0
02/04		Philadelphia	0							
2017 Postseason			10	419	41.9	39.9	1	5	57	0

2018	OPPONENT	NO.	YDS	AVG.	NET	TB	IN20	LG	B
09/09	Houston	6	281	46.8	43.5	0	2	55	0
09/16	at Jacksonville	4	222	55.5	45.3	1	1	59	0
09/23	at Detroit	5	217	43.4	37.8	0	1	51	0
09/30	Miami	2	80	40	28.5	0	0	44	0
10/04	Indianapolis	4	193	48.3	38.8	0	1	59	0
10/14	Kansas City	0							
10/21	at Chicago	4	171	42.8	33.5	1	0	53	0
10/29	at Buffalo	4	148	37	28.8	0	0	55	0
11/04	Green Bay	3	149	49.7	49.7	0	2	53	0
11/11	at Tennessee	6	298	49.7	39.3	1	2	66	0
11/25	at N.Y. Jets	4	184	46	40.8	1	1	51	0
12/02	Minnesota	4	166	41.5	35.5	1	2	52	0
12/09	at Miami	3	142	47.3	42	0	1	49	0
12/16	at Pittsburgh	5	216	43.2	43.2	0	3	52	0
12/23	Buffalo	6	259	43.2	41.2	0	3	55	0
12/30	N.Y. Jets	4	159	39.8	39.8	0	2	44	0
2018 Totals		64	2885	45.1	39.5	5	21	66	0
01/13	L.A. Chargers	4	173	43.3	33.3	2	1	48	0
01/20	at Kansas City	2	75	37.5	43	0	2	43	0
02/03	L.A. Rams	5	215	43	40.6	0	3	53	0
2018 Postseason		11	463	42.1	38.4	2	6	53	0

PLAYERS



STEPHEN ANDERSON

 **80** | TIGHT END

HT: 6-3 | **WT:** 230 | **Born:** 1/30/1993 | **Exp. (NFL/Patriots):** 3/2
GP/GS (Playoffs): 28/5 (2/0) | **Acq:** FA-18
College: California | **Hometown:** San Jose, Calif.

 **SUPER BOWLS:** 18

CAREER TRANSACTIONS

Stephen Anderson was signed by the New England Patriots to the 53-man roster from the practice squad on Jan. 8, 2019 ... Originally signed by Houston as a rookie free agent (5/6/16) ... Released by Houston (9/1/18) ... Signed by New England to the practice squad (9/6/18).

SEASONAL REVIEWS

2018 (0/0, 0/0)

- Went to training camp with Houston and was released prior to the start of the regular season
- Signed to the New England practice squad on Sept. 6 where he remained for the regular season.
- Joined the 53-man roster during the postseason on Jan. 8 and was inactive for all three postseason contests after TE Jacob Hollister was placed on injured reserve.

2017 (15/5 – HOUSTON)

- Appeared in 15 games with five starts and recorded 25 receptions for 342 yards and one touchdown.
- Made his first career start and made two catches for 14 yards vs. Jacksonville (9/10).
- Caught two balls for 63 yards vs. Kansas City (10/8).
- Scored a touchdown and notched five receptions for 79 yards at Tennessee (12/3).

2016 (13/0, 2/0 – HOUSTON)

- Played in 13 contests, making 11 receptions for 93 yards and one touchdown.
- Appeared in both playoff games as a reserve and did not accrue any statistics.
- In his NFL debut vs. Chicago (9/11), made three catches for 25 yards.
- Scored his first career touchdown at Jacksonville (11/13).

COLLEGE

- Appeared in 37 games, recording 101 receptions for 1,260 yards and seven touchdowns at California.
- Honorable mention All-Pac-12 selection for both the 2014 and 2015 seasons.
- Won Cal's Ken Cotton Award as the team's Most Courageous Player.

PERSONAL

- Made 83 catches for 1,340 yards receiving and 14 touchdowns in his senior year of high school as his team went 11-2 and won a co-league title and a Central Coast Section crown.
- Graduated with a degree in public health.

STEPHEN ANDERSON STATISTICS

POS: TE HT: 6-3 WT: 230 LBS YEAR: 3RD ACQ: FA-18 COLLEGE: CALIFORNIA BORN: 1/30/90

REGULAR SEASON RECEIVING STATISTICS

Year	Team	G/S	Rec	Yds	Avg	Lg	TD
2016	Texans	13/0	11	93	8.5	14	1
2017	Texans	15/5	25	342	13.7	42	1
2018	Patriots	0/0	Practice Squad				
Totals	3 Years	28/5	36	435	12.1	42	2

POSTSEASON RECEIVING STATISTICS

Year	Team	G/S	Rec	Yds	Avg	Lg	TD
2016	Texans	2/0	0	0	0.0	0	0
2018	Patriots	0/0	Inactive				
Totals	2 Years	2/0	0	0	0.0	0	0

ANDERSON'S CAREER GAME-BY-GAME

2016	OPPONENT	P/S	NO	YDS	AVG	LG	TD	2017	OPPONENT	P/S	NO	YDS	AVG	LG	TD	
09/11	Chicago	p	3	25	8.3	12	0	09/10	Jacksonville	S	2	14	7.0	11	0	
09/18	Kansas City	p	2	15	7.5	8	0	09/14	at Cincinnati		Inactive					
09/22	at New England	p	-	-	-	-	-	09/24	at New England	p	1	14	14.0	14	0	
10/02	Tennessee		Inactive					10/01	Tennessee	p	2	28	14.0	17	0	
10/09	at Minnesota		Inactive					10/08	Kansas City	p	2	63	31.5	42	0	
10/16	Indianapolis		Inactive					10/15	Cleveland	S	2	17	8.5	9	0	
10/24	at Denver	p	-	-	-	-	-	10/29	at Seattle	p	1	11	11.0	11	0	
10/30	Detroit	p	2	17	8.5	10	0	11/05	Indianapolis	p	4	44	11.0	16	0	
11/13	at Jacksonville	p	1	7	7.0	7t	1	11/12	at L.A. Rams	p	2	30	15.0	17	0	
11/21	at Oakland	p	1	14	14.0	14	0	11/19	Arizona	p	1	22	22.0	22	0	
11/27	San Diego	p	1	8	8.0	8	0	11/27	at Baltimore	p	-	-	-	-	-	
12/04	at Green Bay	p	-	-	-	-	-	12/03	at Tennessee	S	5	79	15.8	25	1	
12/11	at Indianapolis	p	-	-	-	-	-	12/10	San Francisco	p	2	16	8.0	9	0	
12/18	Jacksonville	p	1	7	7.0	7	0	12/17	at Jacksonville	S	-	-	-	-	-	
12/24	Cincinnati	p	-	-	-	-	-	12/24	Pittsburgh	S	-	-	-	-	-	
01/01	at Tennessee	p	-	-	-	-	-	12/31	at Indianapolis	p	1	4	4	4	0	
2016 Totals			13/0	11	93	8.5	14	1	2017 Totals		15/5	25	342	13.7	42	1
01/07	Oakland	p	-	-	-	-	-									
01/14	at New England	p	-	-	-	-	-									
2016 Postseason			2/0	0	0	0.0	0	0								

2018	OPPONENT	P/S	NO	YDS	AVG	LG	TD
	Signed to the 53-man roster from practice squad (1/8)						
01/13	L.A. Chargers		Inactive				
01/20	at Kansas City		Inactive				
02/03	L.A. Rams		Inactive				
2018 Totals			0/0	0	0	0.0	0



DAVID ANDREWS

 **60** | **CENTER**

HT: 6-3 | **WT:** 300 | **Born:** 7/10/1992 | **Exp. (NFL/Patriots):** 5/5
GP/GS (Playoffs): 60/57 (11/9) | **Acq:** FA-15
College: Georgia | **Hometown:** Johns Creek, Ga.

 **SUPER BOWLS:** 16, 18

CAREER TRANSACTIONS

David Andrews was signed by the New England Patriots as a rookie free agent on May 8, 2015.

CAREER HIGHLIGHTS

- Named captain twice (2017 & 2018) after beginning his pro career as a rookie free agent.
- Two-time Super Bowl Champion.
- Starting center for a top-10 offense in each of his first four seasons (2015–sixth, 2016–fourth, 2017–first & 2018–fifth).

SEASONAL REVIEWS

2018 (16/16, 3/3)

- Named a co-captain for the second-consecutive season.
- Started at center in all 16 regular-season games.
- Started at center in all three postseason victories, including the Super Bowl LIII victory over L.A. Rams (2/3).

2017 (14/14, 3/3)

- Named a co-captain for the first time in his career.
- Started all 14 regular-season games he played in at center.
- Started at center in all three postseason contests, including Super Bowl LII vs. Philadelphia (2/4).
- Was inactive due to injury in the victory at Oakland (11/19) in Mexico City and vs. Miami (11/26).
- Returned to the starting lineup at center after missing two games due to injury in the win at Buffalo (12/3).

2016 (16/16, 3/3)

- Served as the Patriots starting center during all 16 games of the 2016 regular season.
- Started at center for all three postseason contests, including the Super Bowl LI victory vs. Atlanta (2/5).
- Made the start at center for the fifth consecutive game at Cleveland (10/9) as a part of an offensive line that helped the Patriots offense record 501 total net yards.

2015 (14/11, 2/0)

- Was one of three rookie free agents, along with Justin Coleman and Brandon King, to be a major contributor on the 53-man roster.
- Appeared in 14 regular-season games with 11 starts - all at center. Also saw limited action at guard and as a fullback in short yardage situations. Became the third rookie free agent to start opening day under Bill Belichick (DL Jace Saylor - 2001, WR Kenbrell Thompkins - 2013).
- Started at center due to Bryan Stork starting the season

EXTRA POINTS

- Andrews is the nephew of long-time NFL head coach and player Dan Reeves.

Andrews said the bond between the two is strong and he still seeks Reeves' advice.

"Not many people in my family know what it's like to play in the NFL," he told the *Boston Globe*. "So he's kind of the only one I can bounce things off or someone who might understand what it's like, so it's definitely cool!"

on short-term injured reserve and played every offensive snap through the first 10 games of the season, helping the team to a 10-0 start.

- Appeared as a reserve in both playoff games.
- Was active but did not play at Denver (11/29) and vs. Philadelphia (12/6).
- Made his NFL debut and his first career start at center in the win vs. Pittsburgh (9/10).
- Started at center and took one snap at right guard when Shaq Mason lined up at fullback in the win vs. Washington (11/8).
- Contributed on the kick return unit for the first time in his career and saw action at center when Bryan Stork moved to left guard in place of Shaq Mason at N.Y. Jets (12/27).
- Saw action at fullback, setting a key block on Steven Jackson's 1-yard touchdown run in the first quarter of the AFC Championship at Denver (1/24).

COLLEGE

- Appeared in 50 games with 40 starts over his four-year career at Georgia. Started every game for the Bulldogs over his final three seasons.
- Was voted team MVP as well as Associated Press Second Team All-SEC as a senior in 2014. Was also voted the team's permanent captain and won the squad's toughest player award.

PERSONAL

- Married wife Mackenzie in 2017 offseason.
- Was ranked the No. 9 center nationally and No. 37 prospect overall coming out of Wesleyan (Ga.) High School in 2011.



MICHAEL BENNETT



77 | DEFENSIVE LINE

HT: 6-4 | **WT:** 275 | **Born:** 11/13/1985 | **Exp. (NFL/Patriots):** 11/1
GP/GS (Playoffs): 141/100 (12/10) | **Acq:** TR (PHI)-19
College: Texas A&M | **Hometown:** Houston, Texas



PRO BOWLS: 15, 16, 17



SUPER BOWLS: 13

CAREER TRANSACTIONS

Michael Bennett was acquired by the New England Patriots in a trade along with a 2020 seventh-round draft selection from Philadelphia in exchange for a 2020 fifth-round draft selection on March 14, 2019 ... Originally signed by Seattle as a rookie free agent (5/11/09) ... Released by Seattle (10/10/09) ... Claimed off waivers and awarded to Tampa Bay (10/12/09) ... Signed by Tampa Bay as an unrestricted free agent from Tampa Bay (3/16/13) ... Acquired by Philadelphia in a trade from Seattle in exchange for WR Marcus Johnson and a 2018 fifth-round draft selection (169th overall) (3/14/18).

SEASONAL REVIEWS

2018 (16/10, 2/2 – PHILADELPHIA)

- Played in all 16 regular-season games with 10 starts and totaled 34 tackles, nine sacks, two forced fumbles and one pass defended.
- Started both postseason contests and posted seven tackles and one sack.
- Started at defensive end and posted a season-high two sacks vs. Dallas (11/11).
- Started at defensive end and accumulated a single-game career-high seven tackles, including 1½ sacks at Dallas (12/9).
- Totaled three tackles and one sack in the Wild Card win at Chicago (1/6).

2017 (16/16 – SEATTLE)

- Started all 16 games and tallied 40 tackles, 8½ sacks and one pass defended.
- Selected to his third consecutive Pro Bowl.
- Tied a season-high with 1½ sacks in the season-opener at Green Bay (9/10). Also made three tackles.
- Registered a season-high six tackles and 1½ sacks vs. Houston (10/29).

2016 (11/11, 2/2 – SEATTLE)

- Started all 11 regular-season games he played in and totaled 34 tackles and five sacks.
- Started both playoff contests and had six tackles, two sacks and one pass defended.
- Earned his second straight Pro Bowl invitation.
- Was inactive for five games due to injury.
- Tallied a season-high six tackles and one sack in the season-opener vs. Miami (9/11).

2015 (16/16, 2/2 – SEATTLE)

- Started all 16 regular-season games and totaled career-highs with 52 tackles and 10 sacks. Also forced two fumbles.
- Started both playoff contests and had 10 tackles, two pass-

EXTRA POINTS

- Michael's brother, Martellus, played 10 seasons in the NFL, including 2016 and part of 2017 with the Patriots.

es defended and one forced fumble.

- Selected to his first career Pro Bowl.
- Posted five tackles and a single-game career-high five sacks at San Francisco (10/22).

2014 (16/16, 3/3 – SEATTLE)

- Started all 16 regular-season games and accumulated 38 tackles, seven sacks and one forced fumble.
- Started all three playoff games and made nine tackles.

2013 (16/16, 3/1 – SEATTLE)

- Played all 16 regular-season contests with three starts and totaled 31 tackles, led the team with 8½ sacks, one forced fumble and one fumble recovery returned for a touchdown.
- Appeared in all three postseason games with one start and tallied 11 tackles, 1½ sacks, two forced fumbles and two fumble recoveries.
- Made two tackles and returned a recovered fumble 22 yards for his first career touchdown vs. New Orleans (12/2).
- Started at defensive end and made two tackles in the Super Bowl XLVIII win over the Denver Broncos (2/2).

2012 (16/16 – TAMPA BAY)

- Started all 16 games and posted 41 tackles, nine sacks, three forced fumbles and three passes defended.
- Recorded two multi-sack games at Dallas (9/23) and vs. Philadelphia (12/9).

2011 (14/10 – TAMPA BAY)

- Played in 14 games with 10 starts and tallied 39 tackles, four sacks, one forced fumble and two fumble recoveries.
- Was inactive at Tennessee (11/27) and vs. Carolina (12/4) due to injury.

2010 (13/2 – TAMPA BAY)

- Played in 13 games with two starts and totaled 15 tackles, one sack and one pass defended.
- Was a healthy scratch for the first three games of the season.

2009 (0/0 – SEATTLE)

- Made the Seattle 53-man roster as a rookie free agent and was inactive for the first five games of the season before being released on Oct. 10.

2009 (7/0 – TAMPA BAY)

- Claimed by Tampa Bay on Oct. 12 and appeared in seven

games for the Buccaneers, posting three tackles and one sack.

- Was a healthy scratch for four contests.
- Posted four tackles and his first career sack vs. Green Bay (11/8).

COLLEGE

- Recorded 42 tackles and two sacks as a full-time starter at Texas A&M in 2008.
- Named honorable mention All-Big 12 in 2007.

PERSONAL

- Was Seattle's nominee for the 2017 Walter Payton Man of the Year Award.
- Bennett's foundation works to fight obesity through OCEAN (fighting Obesity through Community, Education, Activity and Nutrition) sports camps.
- Has also partnered with organizations such as STEAM (science, technology, engineering, arts and mathematics) and multiple organizations to start gardening programs for youth in juvenile detention.

MICHAEL BENNETT STATISTICS

POS: DL HT: 6-4 WT: 275 LBS YEAR: 11TH ACQ: TR (PHI)-19 COLLEGE: TEXAS A&M BORN: 11/13/85

REGULAR SEASON DEFENSIVE STATISTICS

Year	Team	G/S	TACKLES					INTERCEPTIONS					MISCELLANEOUS					
			TT	UT	A	S	YDS	NO	YDS	AVG	LG	TD	PD	FF	FR	YDS	TD	SPT
2009	Seahawks	0/0	0	0	0	0.0	0.0	0	0	0.0	0	0	0	0	0	0	0	0
2009	Buccaneers	7/0	3	2	1	1.0	5.0	0	0	0.0	0	0	0	0	0	0	0	0
2010	Buccaneers	13/2	15	13	2	1.0	2.0	0	0	0.0	0	0	1	0	0	0	0	0
2011	Buccaneers	14/10	39	35	4	4.0	25.0	0	0	0.0	0	0	0	1	2	0	0	0
2012	Buccaneers	16/16	41	34	7	9.0	57.0	0	0	0.0	0	0	3	3	0	0	0	0
2013	Seahawks	16/3	31	18	13	8.5	59.5	0	0	0.0	0	0	0	1	1	22t	1	0
2014	Seahawks	16/16	38	26	12	7.0	38.0	0	0	0.0	0	0	0	1	0	0	0	0
2015	Seahawks	16/16	52	33	19	10.0	61.0	0	0	0.0	0	0	0	2	0	0	0	0
2016	Seahawks	11/11	34	24	10	5.0	40.0	0	0	0.0	0	0	0	0	0	0	0	0
2017	Seahawks	16/16	40	25	15	8.5	56.0	0	0	0.0	0	0	1	0	0	0	0	0
2018	Eagles	16/10	34	25	9	9.0	75.0	0	0	0.0	0	0	1	2	0	0	0	0
Totals – 10 Years		141/100	327	235	92	63.0	419.0	0	0	0.0	0	0	6	10	3	22	1	0

Additional Statistics: 22-yard fumble recovery returned for a touchdown vs. New Orleans (12/2/13).

POSTSEASON DEFENSIVE STATISTICS

Year	Team	G/S	TACKLES					INTERCEPTIONS					MISCELLANEOUS					
			TT	UT	A	S	YDS	NO	YDS	AVG	LG	TD	PD	FF	FR	YDS	TD	SPT
2013	Seahawks	3/1	11	6	5	1.5	4.0	0	0	0.0	0	0	0	2	2	0	0	0
2014	Seahawks	3/3	9	5	4	0.0	0.0	0	0	0.0	0	0	0	0	0	0	0	0
2015	Seahawks	2/2	10	7	3	0.0	0.0	0	0	0.0	0	0	2	1	0	0	0	0
2016	Seahawks	2/2	6	5	1	2.0	11.0	0	0	0.0	0	0	2	0	0	0	0	0
2018	Eagles	2/2	7	6	1	1.0	7.0	0	0	0.0	0	0	0	0	0	0	0	0
Totals – 5 Years		12/10	43	29	14	4.5	18.0	0	0	0.0	0	0	4	3	2	0	0	0



JA'WHAUN BENTLEY



51 | LINEBACKER

HT: 6-2 | **WT:** 255 | **Born:** 8/24/1996 | **Exp. (NFL/Patriots):** 2/2
GP/GS (Playoffs): 3/2 (0/0) | **Acq:** D5-18 (143rd)
College: Purdue | **Hometown:** Glenarden, Md.



PRONOUNCED ja-WAHN

CAREER TRANSACTIONS

Ja'Whaun Bentley was drafted by the New England Patriots in the fifth round (143rd overall) of the 2018 NFL Draft.

SEASONAL REVIEWS

2018 (3/2, 0/0)

- Played in the first three games of the season with two starts and posted 13 tackles, one interception, one pass defended and one special teams tackle before being placed on injured reserve on Sept. 26, after suffering an injury at Detroit (9/23).
- Made the start at linebacker in his first career NFL game in the victory vs. Houston (9/9) and combined for seven total tackles.
- Contributed in a reserve role at linebacker and finished with one tackle, while also contributing on special teams with one special teams tackle at Jacksonville (9/16).
- Started at linebacker and finished with five tackles and a pass defended, while also recording his first NFL interception when he picked off QB Matthew Stafford to end the Lions first drive of the third quarter in the game at Detroit (9/23). The turnover led to a touchdown for the Patriots on the ensuing drive.

COLLEGE

- Played in 38 games over his four-year career at Purdue and registered 272 tackles, one sack, two interceptions, one interception returned for a touchdown, seven passes defended, two forced fumbles and three fumble recoveries.
- Was a three-time team captain at Purdue.
- Appeared in 12 games with 11 starts as a senior and totaled a career-high 97 tackles, one sack, one interception he returned for a touchdown, three passes defended and two forced fumbles.

EXTRA POINTS

- Ja'Whaun Bentley was the first three-time captain in Purdue history.
- Ja'Whaun and his family had been homeless since his freshman year of high school, living with one set of grandparents, then the other, then an aunt. Bentley and his brother slept on couches and floors for periods of time of several years until Ja'Whaun entered the NFL and was able to secure permanent housing for his family.
- Played in nine games as a junior with eight starts and finished fifth on the team with 50 tackles and one pass defended.
- Started the first five games of the season as a sophomore before injuring his knee at practice. Finished fifth on the team with 49 tackles despite missing the final seven games of the season.
- Started all 12 games as a freshman and recorded 76 tackles, one interception returned for 44 yards, one pass defended and three fumble recoveries.

PERSONAL

- Four-year letterwinner in high school.
- Two-time first team all-metropolitan, all-conference and all-state as a junior and senior.
- Made 113 tackles, 26 tackles for loss, four sacks and one interception returned for a TD as a senior, helping lead his team to the WCAC championship.
- Recorded 116 tackles and six sacks as a junior.
- Played in Offense-Defense 2014 All-American Bowl.
- Recorded 10 sacks and one forced fumble as a freshman.
- Majored in organizational leadership at Purdue.

JA'WHAUN BENTLEY STATISTICS

POS: LB HT: 6-4 WT: 255 LBS YEAR: 2ND ACQ: D5-18 (143RD) COLLEGE: PURDUE BORN: 8/24/96

REGULAR SEASON DEFENSIVE STATISTICS

Year	Team	G/S	TACKLES					INTERCEPTIONS					MISCELLANEOUS					
			TT	UT	A	S	YDS	NO	YDS	AVG	LG	TD	PD	FF	FR	YDS	TD	SPT
2018	Patriots	3/2	13	8	5	0.0	0.0	1	0	0.0	0	0	1	0	0	0	0	1
Totals - 1 Year		3/2	13	8	5	0.0	0.0	1	0	0.0	0	0	1	0	0	0	0	1

POSTSEASON DEFENSIVE STATISTICS

Year	Team	G/S	TACKLES					INTERCEPTIONS					MISCELLANEOUS					
			TT	UT	A	S	YDS	NO	YDS	AVG	LG	TD	PD	FF	FR	YDS	TD	SPT
2018	Patriots	0/0																
Totals - 1 Year		0/0	0	0	0	0.0	0.0	0	0	0.0	0	0	0	0	0	0	0	0

BENTLEY'S CAREER GAME-BY-GAME

2018	OPPONENT	P/S	TT	UT	A	S	YDS	INT	YDS	PD	FF	FR	SPT	09/23	at	Detroit	S	5	3	2	-	-	1	0	1	-	-	-	
09/09	Houston	S	7	4	3	-	-	-	-	-	-	-	-	09/30	Miami														
09/16	at Jacksonville	p	1	1	0	-	-	-	-	-	-	1		2018 Totals			3/2	13	8	5	0.0	0.0	1	0	1	0	0	1	



BRAXTON BERRIOS

 **14** | WIDE RECEIVER

HT: 5-9 | **WT:** 190 | **Born:** 10/6/1995 | **Exp. (NFL/Patriots):** 2/2
GP/GS (Playoffs): 0/0 (0/0) | **Acc:** D6b-18 (210th)
College: Miami (Fla.) | **Hometown:** Raleigh, N.C.

 **SUPER BOWLS: 18**

PRONOUNCED beh-REE-ohs CAREER TRANSACTIONS

Braxton Berrios was drafted by the New England Patriots in the sixth round (210th overall) of the 2018 NFL Draft.

SEASONAL REVIEWS

2018 (0/0, 0/0)

- Suffered an injury in training camp and was placed on injured reserve prior to the start of the regular season.

COLLEGE

- Appeared in 46 career games with 20 starts and posted 100 receptions for 1,175 yards and nine touchdowns. Also registered four career rushing attempts for 72 yards.
- Earned third-team All-ACC honors at wide receiver and All-ACC Honorable Mention recognition for contributions on special teams as a senior, averaging 15.9 yards per punt return.
- Averaged 11.3 yards per punt return as a junior, which ranked 11th in the nation.
- Team captain as a senior.
- Started all 13 games at wide receiver as a senior and led the team with 55 receptions for 679 yards and nine touchdowns.
- Saw action in all 13 games as a junior and made three starts at wide receiver. Served as Miami's primary punt returner. Recorded 12 receptions totaling 178 yards with two

EXTRA POINTS

- Berrios graduated as valedictorian of Miami's School of Business Administration with a double major in finance and entrepreneurship. He finished with a 3.961 grade point average.

- touchdowns.
- Suffered early season injury as a sophomore that forced him to miss nearly three full games. Appeared in 11 games as a reserve and caught 12 passes for 86 yards.
- Saw action in all 12 games as a true freshman, including four starts at wide receiver and posted 20 receptions for 218 yards with three touchdowns.

PERSONAL

- Was a four-star prospect by ESPN and Rivals. Earned a three-star ranking from 247Sports.
- Played in the 2014 Under Armour All-America Game selection.
- Berrios was roommates with Patriots DL Trent Harris and OL Tyler Gauthier for a year while at Miami.
- Graduated from Miami's business school with a near-perfect 3.96 grade point average as a double major in finance and entrepreneurship.
- Was valedictorian of his class at Miami's School of Business Administration.

BRAXTON BERRIOS STATISTICS

POS: WR HT: 5-9 WT: 190 LBS YEAR: 2ND ACQ: D6B-18 (210TH) COLLEGE: MIAMI (FLA.) BORN: 10/6/95

REGULAR SEASON RECEIVING STATISTICS

Year	Team	G/S	REC	YDS	AVG	LG	TD
2018	Patriots	0/0	Injured Reserve				
Totals	1 Year	0/0	0	0	0.0	0	0

POSTSEASON RECEIVING STATISTICS

Year	Team	G/S	Res	YDS	AVG	LG	TD
2018	Patriots	0/0	Injured Reserve				
Totals	1 Year	0/0	0	0	0.0	0	0



BRANDON BOLDEN



38 | RUNNING BACK

HT: 5-11 | **WT:** 220 | **Born:** 1/26/1990 | **Exp. (NFL/Patriots):** 8/7
GP/GS (Playoffs): 99/6 (15/2) | **Acq:** UFA (MIA)-19
College: Mississippi | **Hometown:** Baton Rouge, La.

SUPER BOWLS: 14, 16

CAREER TRANSACTIONS

Brandon Bolden was signed by the New England Patriots as an unrestricted free agent from Miami on March 14, 2019 ... Originally signed by New England as a rookie free agent (5/10/12) ... Re-signed by the New England Patriots as an unrestricted free agent on (4/5/17) ... Released by New England (9/2/17) ... Signed by New England as a free agent (9/4/17) ... Released by New England (9/1/18) ... Signed by Miami as a free agent (9/5/18).

CAREER HIGHLIGHTS

- Entering his seventh season with the Patriots, Bolden looks to join Lonnie Paxton (9), Stephen Neal (8), Mike Wright (7) and Ryan Wendell (7) as the only players to play seven-plus seasons under Bill Belichick after originally entering the NFL as a rookie free agent.

SEASONAL REVIEWS

2018 (16/0 – MIAMI)

- Went to training camp with New England and was released prior to the start of the regular season. Joined the Dolphins on Sept. 5 and appeared in all 16 games. Produced eight rushing attempts for 91 yards and two touchdowns and caught three passes for 13 yards and one score. Contributed heavily on special teams, making six total tackles.
- Had his most productive offensive game for the Dolphins in a win vs. New England (12/9), two rushing attempts for 60 yards and two touchdowns, including a 54-yard touchdown scamper in the second quarter.
- Caught one pass for a 4-yard touchdown vs. Jacksonville (12/23).

2017 (16/0, 3/0)

- Played in all 16 regular-season games as a reserve, contributing mainly on special teams. Totaled 13 rushing attempts for 67 yards (5.2 avg.) and caught one pass for 7 yards. Tied for second on the team with a career-high eight special teams tackles.
- Appeared in all three postseason contests as a reserve and registered four rushing attempts for 27 yards (6.8 avg.) and his first career playoff touchdown.
- Contributed on special teams, tying for the team-lead in special teams tackles with two in the victory vs. Houston (9/24).
- Saw limited snaps on offense but carried the ball four times for 27 yards, including his first-career postseason touchdown on a 2-yard run in the third quarter of the Divisional Playoff win vs. Tennessee (1/13). Also contributed on special teams units.

2016 (14/0, 2/0)

- Played in 14 regular-season games, mainly on special teams, and totaled four tackles and one forced fumble on special teams. Rushed once for 4 yards and caught two passes for 15 yards on offense.
- Appeared as a reserve in all three playoff games and made one tackle on special teams and assisted on another.

EXTRA POINTS

- Bolden's grandfather, Frank Pitts, played 10 seasons in the NFL as a receiver for the Chiefs, Browns and Raiders. He was with Kansas City for two Super Bowls, losing Super Bowl I and winning Super Bowl IV. Bolden, quite proudly, has become familiar with these two games by watching with his grandfather.

"I remember being six years old, him popping in a highlight film of Super Bowl I and IV. I've seen that tape at least 500 times," Bolden said. "He's great, been pretty much my role model since forever. He'll call me at the end of the game and tell me everything I did wrong. He's my toughest critic, and I think that rubbed off on me."

- Was inactive due to injury at Cleveland (10/9) and vs. Cincinnati (10/16).
- Played mostly on special teams and rushed one time for 4 yards in the win at Arizona (9/11).
- Forced a fumble on a first quarter kickoff that was recovered by Duron Harmon at the 22-yard line, marking his third career forced fumble on a kickoff. The forced fumble helped set up a touchdown run by Jacoby Brissett in the win vs. Houston (9/22).
- Saw time on special teams and at running back where he caught two passes for 15 yards vs. Buffalo (10/2).
- Recorded one special teams tackle in the Super Bowl LI win vs. Atlanta (2/5) that pinned the Falcons at their own 11-yard line with 57 seconds left in regulation.

2015 (15/2, 2/1)

- Played in 15 regular-season games with two starts, posting 63 rushing attempts for 207 yards (3.3 avg.) and compiling 19 receptions for 180 yards (9.5 avg.) and the first two receiving touchdowns of his career.
- Also contributed as a core member of the special teams units, where he made one tackle.
- Appeared in both playoff games with one start and rushed for 12 yards on five carries (2.4 avg.). Also caught three passes for 26 yards (8.7 avg.).
- Was inactive for one game due to injury vs. N.Y. Jets (10/25).
- Contributed on special teams in the win at Indianapolis (10/18). Assisted in the tackle on a Colts fake punt attempt, earning credit for his first career defensive tackle.
- Saw increased playing time after an injury to Dion Lewis in the third quarter vs. Washington (11/8). Rushed once for 12 yards and caught three passes for 27 yards, including an 18-yard score that marked the first touchdown reception of his career.
- Rushed four times for 11 yards and caught four passes for 84 yards at Denver (11/29), including a 63-yard touchdown

BETTER THAN AVERAGE

Brandon Bolden finished with 16 carries for 137 yards and an 8.6-yard average at Buffalo (9/30/12). He also had runs of 20 and 27 yards. His 8.6-yard average is tied for the third highest ever in a single game for the Patriots among running backs with at least 15 rushing attempts.

HIGHEST RUSHING AVERAGE/SINGLE GAME

(Minimum 15 Attempts)

Curtis Martin	9.6 (17-164 vs. Washington, Oct. 13, 1996)
Tony Collins	9.2 (23-212 vs. N.Y. Jets, Sept. 18, 1983)
Brandon Bolden	8.6 (16-137 at Buffalo, Sept. 30, 2012)
Sammy Morris	8.6 (16-138 vs. Denver, Oct. 20, 2008)
Jim Nance	8.6 (17-146 at Houston, Dec. 11, 1966)
Stevan Ridley	8.5 (15-127 at St. Louis, Oct. 28, 2012)

in the fourth quarter that marks the longest reception of his career.

- Rushed 16 times for 51 yards at Houston (12/13) after an injury to LeGarrette Blount in the second quarter increased his workload.
- Made his first start of the season at running back in the win vs. Tennessee (12/20), rushing 10 times for 35 yards and catching two passes for 18 yards.
- Made his second career postseason start at running back and made two special teams tackles in the playoff victory vs. Kansas City (1/16).

2014 (16/2, 3/1)

- Played in all 16 regular-season games with two starts and rushed 28 times for 89 yards (3.2 avg.) and one touchdown. Also caught two passes for 8 yards (4.0 avg.).
- Was a strong contributor on special teams, compiling six tackles, one blocked punt and one forced fumble on a kickoff - both leading to Patriots touchdowns.
- Appeared in all three playoff games with one start and rushed three times for 7 yards. Also caught one pass for 11 yards and made one special teams tackle.
- Played on special teams and was a reserve at running back in the win vs. Cincinnati (10/5), finishing with one rush for 3 yards and two special teams tackles. Forced a fumble on a kickoff that Kyle Arrington returned 9 yards for a touchdown.
- Made his first start of the season and the third start of his career at Green Bay (11/30), finishing with three carries for 17 yards and scoring on a 6-yard touchdown run.

SINGLE-GAME CAREER HIGHS

REGULAR SEASON:

Rushing Attempts:	16	at Buffalo (9/30/12)
Rushing Yards:	137	at Buffalo (9/30/12)
Rushing TDs:	2	vs. New England (12/9/18)
Long:	54t	vs. New England (12/9/18)
Receptions:	6	at Cincinnati (10/6/13)
Receiving Yards:	84	at Denver (11/29/15)
Receiving TDs:	1	Three Times. Most Recent: vs. Jacksonville (12/23/18)
Long:	63t	at Denver (11/29/15)

HONORS & AWARDS

2012: FedEx Ground Player of the Week (Week 4)

- Blocked his first NFL punt in the win at San Diego (12/7) that led to a Patriots touchdown. It was the Patriots first blocked punt since 2010.
- Made his first career postseason start in the AFC Divisional win vs. Baltimore (1/10), carrying three times for seven yards, catching one pass for 11 yards and posting one special teams tackle.

2013 (12/2, 2/0)

- Played in 12 regular-season games with two starts and compiled 271 yards on 55 carries and three touchdowns. Also caught 21 passes for 152 yards.
- Appeared as a reserve in both playoff games.
- Was inactive for four games - the first two contests of the year and at Carolina (11/18) due to injury and was a healthy scratch vs. Cleveland (12/8).

- Made his season debut and first career start vs. Tampa Bay (9/22) and compiled 100 total yards on offense. Rushed three times for 51 yards, including a career-long 46-yard gain and caught five passes for 49 yards.
- Started and rushed eight times for 36 yards at N.Y. Jets (10/20) and his first touchdown of the season. Also caught one pass for 7 yards.
- Compiled 22 yards on eight rushes and a third-quarter touchdown vs. Miami (10/27). Also caught two passes for 7 yards.
- Led the team with 13 rushes for 58 yards and recorded a touchdown vs. Denver (11/24). Also caught one pass for 11 yards.

2012 (10/0, 2/0)

- Played in 10 regular-season games and missed four games due to an NFL suspension. Finished with 56 carries for 274 yards (4.9 avg.) and two touchdowns.
- Appeared as a reserve in both playoff contests.
- Was inactive due to injury at St. Louis (10/28) and vs. NY Jets (10/21).
- Compiled 137 yards on 16 carries (8.6 avg.) and a touchdown for the first 100-yard rushing game of his career at Buffalo (9/30). Bolden and Stevan Ridley (106 yards) became the first Patriots running back duo to eclipse 100 yards rushing in the same game since Nov. 23, 1980, at the Baltimore Colts, when Don Calhoun (106) and Vagas Ferguson (100) each went over 100 yards rushing. Also caught one pass for 11 yards. Earned FedEx NFL Ground Player of the Week for his efforts. His 8.6 yard-per-carry average is tied for the third-highest ever in a single game for the Patriots among running backs with at least 15 rushing attempts.
- Gained 54 yards on 14 carries (3.9 avg) vs. Denver (10/7) as part of a rushing attack that eclipsed 200 yards in back-to-back games for the first time since 1978.
- Rushed for 4 yards on two carries (2.0 avg.) including his

DANGEROUS DUO

Bolden (137) and former Patriots RB Stevan Ridley (106) both rushed for over 100 yards in a 2012 game at Buffalo (9/30). It was the first time the Patriots had two 100-yard rushers in the same game since Nov. 23, 1980, at Baltimore Colts, when Don Calhoun (106) and Vagas Ferguson (100) each rushed for 100 yards.

first NFL touchdown at Baltimore (9/23).

- Made his NFL debut and rushed for 11 yards on five carries (2.2 avg.) in the season-opening win at Tennessee (9/9).

COLLEGE

- Finished career at Mississippi ranked second in school history in total touchdowns (33) and rushing touchdowns (27), third in all-purpose yards (3,681) and fourth in rushing yards (2,604).
- Played in 10 games with four starts as a senior in 2011, totaling 96 carries for 462 yards (4.8 avg.) and four touchdowns while serving as team captain.
- Earned Associated Press All-SEC Honorable Mention honors as a junior after playing in all 12 games with 11 starts and tying the school's single-season record for total touchdowns (17) and rushing touchdowns (14) and finishing fifth

in the SEC in rushing (81.3 ypg).

- Appeared in all 13 games with eight starts as a sophomore, registering 129 carries for 614 yards (4.8 avg.) and four touchdowns and 20 receptions for 209 yards (10.5 avg.) and one touchdown.

- Played in all 13 games as a freshman, amassing 542 rushing yards, five rushing touchdowns and one receiving touchdown.

PERSONAL

- Bolden's grandfather, Frank Pitts, played 10 years in the NFL, as a receiver for the Chiefs, Browns and Raiders. He was with Kansas City for two Super Bowls, losing Super Bowl I and winning Super Bowl IV.
- Brandon and his wife, Arianna, have a son, Brycein and two daughters, Axelle and Aviana.

BRANDON BOLDEN STATISTICS

POS: RB HT: 5-11 WT: 220 LBS YEAR: 8TH ACQ: UFA (MIA)-19 COLLEGE: MISSISSIPPI BORN: 1/26/90

REGULAR SEASON OFFENSIVE STATISTICS

Year	Team	G/S	NO	RUSHING				TD	NO	RECEIVING			TD
				YDS	AVG	LG	YDS			AVG	LG		
2012	Patriots	10/0	56	274	4.9	27	2	2	11	5.5	11	0	
2013	Patriots	12/2	55	271	4.9	46	3	21	152	7.2	18	0	
2014	Patriots	16/2	28	89	3.2	17	1	2	8	4.0	4	0	
2015	Patriots	15/2	63	207	3.3	14	0	19	180	9.5	63t	2	
2016	Patriots	14/0	1	4	4.0	4	0	2	15	7.5	13	0	
2017	Patriots	16/0	13	67	5.2	20	0	1	7	7.0	7	0	
2018	Dolphins	16/0	8	91	11.4	54t	2	3	13	4.3	9	1	
Totals – 7 Years		99/6	224	1,003	4.5	54t	8	50	386	7.7	63t	3	

Additional Statistics: 1 Defensive Tackle (at IND 11/18/15); Special Teams Tackles (34): 2012 (6), 2013 (3), 2014 (6), 2015 (1), 2016 (4), 2017 (8), 2018 (6); 3 Forced Fumbles on a Kickoff (vs. CIN 10/5/14), (at NYG 1/16/15), (vs. HOU 9/23/16); 1 Blocked Punt (at SD 12/7/14); 1 Forced Fumble (at NYG 11/15/15).

POSTSEASON OFFENSIVE STATISTICS

Year	Team	G/S	NO	RUSHING				TD	NO	RECEIVING			TD
				YDS	AVG	LG	YDS			AVG	LG		
2012	Patriots	2/0	0	0	0.0	0	0	0	0	0.0	0	0	
2013	Patriots	2/0	0	0	0.0	0	0	0	0	0.0	0	0	
2014	Patriots	3/1	3	7	2.3	4	0	1	11	11.0	11	0	
2015	Patriots	2/1	5	12	2.4	4	0	3	26	8.7	20	0	
2016	Patriots	3/0	0	0	0.0	0	0	0	0	0.0	0	0	
2017	Patriots	3/0	4	27	6.8	20	1	0	0	0.0	0	0	
Totals – 6 Years		15/2	12	46	3.8	20	1	4	37	9.3	20	0	

Additional Statistics: Special Teams Tackles (5): 2014 (1), 2015 (2), 2016 (2).

BOLDEN'S CAREER GAME-BY-GAME

2012	OPPONENT	P/S	RUSHING					RECEIVING					12/02 at Miami	Did Not Play										
			NO	YDS	AVG	LG	TD	NO	YDS	AVG	LG	TD												
09/09	at Tennessee	p	5	11	2.2	9	0	-	-	-	-	-	12/10 Houston	p	2	11	5.5	6	0	-	-	-	-	
09/16	Arizona	p	-	-	-	-	-	-	-	-	-	-	12/16 San Francisco	p	-	-	-	-	-	-	-	-	-	
09/23	at Baltimore	p	2	4	2.0	2t	1	-	-	-	-	-	12/23 at Jacksonville	p	5	3	0.6	4	0	-	-	-	-	
09/30	at Buffalo	p	16	137	8.6	27	1	1	11	11.0	11	0	12/30 Miami	p	6	26	4.3	24	0	-	-	-	-	
10/07	Denver	p	14	54	3.9	24	0	1	0	0.0	0	0	2012 Totals	10/0	56	274	4.9	27	2	2	11	5.5	11	0
10/14	at Seattle	p	6	28	4.7	13	0	-	-	-	-	-	01/13 Houston	p	-	-	-	-	-	-	-	-	-	
10/21	N.Y. Jets	Inactive											01/20 Baltimore	p	-	-	-	-	-	-	-	-	-	
10/28	at St. Louis	Inactive											2012 Postseason	2/0	0	0	0.0	0	0	0	0	0	0	
11/11	Buffalo	Did Not Play																						
11/18	Indianapolis	Did Not Play																						
11/22	at N.Y. Jets	Did Not Play																						

BOLDEN'S CAREER GAME-BY-GAME (CONT.)

2013	OPPONENT	P/S	RUSHING				RECEIVING						
			NO	YDS	AVG	LG	TD	NO	YDS	AVG	LG	TD	
09/08	at Buffalo		Inactive										
09/12	N.Y. Jets		Inactive										
09/22	Tampa Bay	S	3	51	17.0	46	0	5	49	9.8	17	0	
09/29	at Atlanta	p	6	17	2.8	8	0	1	-5	-5.0	-5	0	
10/06	at Cincinnati	p	5	24	4.8	12	0	6	40	6.7	14	0	
10/13	New Orleans	p	5	19	3.8	12	0	2	9	4.5	5	0	
10/20	at N.Y. Jets	S	8	36	4.5	9	1	1	7	7.0	7	0	
10/27	Miami	p	8	22	2.8	8	1	2	7	3.5	5	0	
11/03	Pittsburgh	p	3	36	12.0	14	0	-	-	-	-	-	
11/18	at Carolina	p	Inactive										
11/24	Denver	p	13	58	4.5	33	1	1	11	11.0	11	0	
12/01	at Houston	p	3	2	0.7	1	0	1	18	18.0	18	0	
12/08	Cleveland		Inactive										
12/15	at Miami	p	-	-	-	-	-	-	-	-	-	-	
12/22	at Baltimore	p	1	6	6.0	6	0	2	16	8.0	12	0	
12/29	Buffalo	p	-	-	-	-	-	-	-	-	-	-	
2013 Totals			12/2	55	271	4.9	46	3	21	152	7.2	18	0
01/11	Indianapolis	p	-	-	-	-	-	-	-	-	-	-	
01/19	at Denver	p	-	-	-	-	-	-	-	-	-	-	
2013 Postseason			2/0	0	0	0.0	0	0	0	0.0	0	0	0

2014	OPPONENT	P/S	RUSHING				RECEIVING						
			NO	YDS	AVG	LG	TD	NO	YDS	AVG	LG	TD	
09/07	at Miami	p	2	8	4.0	7	0	1	4	4.0	4	0	
09/14	at Minnesota	p	4	0	0.0	2	0	-	-	-	-	-	
09/21	Oakland	p	2	4	2.0	3	0	-	-	-	-	-	
09/29	at Kansas City	p	-	-	-	-	-	-	-	-	-	-	
10/05	Cincinnati	p	1	3	3.0	3	0	-	-	-	-	-	
10/12	at Buffalo	p	6	10	1.7	8	0	-	-	-	-	-	
10/16	N.Y. Jets	p	-	-	-	-	-	1	4	4.0	4	0	
10/26	Chicago	p	-	-	-	-	-	-	-	-	-	-	
11/02	Denver	p	-	-	-	-	-	-	-	-	-	-	
11/16	at Indianapolis	p	-	-	-	-	-	-	-	-	-	-	
11/23	Detroit	p	-	-	-	-	-	-	-	-	-	-	
11/30	at Green Bay	S	3	17	5.7	12	1	-	-	-	-	-	
12/07	at San Diego	p	-	-	-	-	-	-	-	-	-	-	
12/14	Miami	p	-	-	-	-	-	-	-	-	-	-	
12/21	at N.Y. Jets	p	5	32	6.4	17	0	-	-	-	-	-	
12/28	Buffalo	S	5	15	3.0	7	0	-	-	-	-	-	
2014 Totals			16/2	28	89	3.2	17	1	2	8	4.0	4	0
01/10	Baltimore	S	3	7	2.3	4	0	1	11	11.0	11	0	
01/18	Indianapolis	p	-	-	-	-	-	-	-	-	-	-	
02/01	Seattle	p	-	-	-	-	-	-	-	-	-	-	
2014 Postseason			3/1	3	7	2.3	4	0	1	11	11.0	11	0

2015	OPPONENT	P/S	RUSHING				RECEIVING						
			NO	YDS	AVG	LG	TD	NO	YDS	AVG	LG	TD	
09/10	Pittsburgh	p	5	1	0.2	3	0	1	12	12.0	12	0	
09/20	at Buffalo	p	1	1	1.0	1	0	1	2	2.0	2	0	
09/27	Jacksonville	p	-	-	-	-	-	-	-	-	-	-	
10/11	at Dallas	p	-	-	-	-	-	-	-	-	-	-	
10/18	at Indianapolis	p	-	-	-	-	-	-	-	-	-	-	
10/25	N.Y. Jets		Inactive										
10/29	Miami	p	-	-	-	-	-	-	-	-	-	-	
11/08	Washington	p	1	12	12.0	12	0	3	27	9.0	18t	1	
11/15	at N.Y. Giants	p	1	-3	-3.0	-3	0	-	-	-	-	-	
11/23	Buffalo	p	4	15	3.8	7	0	-	-	-	-	-	
11/29	at Denver	p	4	11	2.8	9	0	4	84	21.0	63t	1	
12/06	Philadelphia	p	3	22	7.3	14	0	1	2	2.0	2	0	
12/13	at Houston	p	16	51	3.2	12	0	-	-	-	-	-	
12/20	Tennessee	S	10	36	3.6	10	0	2	18	9.0	12	0	
12/27	at N.Y. Jets	S	9	30	3.3	13	0	5	30	6.0	14	0	
01/03	at Miami	p	9	31	3.4	10	0	2	5	2.5	6	0	
2015 Totals			15/2	63	207	3.3	14	0	19	180	9.5	63t	2
01/16	Kansas City	S	-	-	-	-	-	-	-3	-3.0	-3	0	
01/24	at Denver	p	5	12	2.4	4	0	2	29	14.5	20	0	
2015 Postseason			2/1	5	12	2.4	4	0	3	26	8.7	20	0

2016	OPPONENT	P/S	RUSHING				RECEIVING						
			NO	YDS	AVG	LG	TD	NO	YDS	AVG	LG	TD	
09/11	at Arizona	p	1	4	4.0	4	0	-	-	-	-	-	
09/18	Miami	p	-	-	-	-	-	-	-	-	-	-	
09/22	Houston	p	-	-	-	-	-	-	-	-	-	-	
10/02	Buffalo	p	-	-	-	-	-	-	2	15	7.5	13	0
10/09	at Cleveland		Inactive										
10/16	Cincinnati		Inactive										
10/23	at Pittsburgh	p	-	-	-	-	-	-	-	-	-	-	
10/30	at Buffalo	p	-	-	-	-	-	-	-	-	-	-	
11/13	Seattle	p	-	-	-	-	-	-	-	-	-	-	
11/20	at San Francisco	p	-	-	-	-	-	-	-	-	-	-	
11/27	at N.Y. Jets	p	-	-	-	-	-	-	-	-	-	-	
12/04	L.A. Rams	p	-	-	-	-	-	-	-	-	-	-	
12/12	Baltimore	p	-	-	-	-	-	-	-	-	-	-	
12/18	at Denver	p	-	-	-	-	-	-	-	-	-	-	
12/24	N.Y. Jets	p	-	-	-	-	-	-	-	-	-	-	
01/01	at Miami	p	-	-	-	-	-	-	-	-	-	-	
2016 Totals			14/0	1	4	4.0	4	0	2	15	7.5	13	0
01/14	Houston	p	-	-	-	-	-	-	-	-	-	-	
01/22	Pittsburgh	p	-	-	-	-	-	-	-	-	-	-	
02/05	Atlanta	p	-	-	-	-	-	-	-	-	-	-	
2016 Postseason			3/0	0	0	0.0	0	0	0	0.0	0	0	0

2017	OPPONENT	P/S	RUSHING				RECEIVING						
			NO	YDS	AVG	LG	TD	NO	YDS	AVG	LG	TD	
09/07	Kansas City	p	-	-	-	-	-	-	-	-	-	-	
09/17	at New Orleans	p	-	-	-	-	-	-	-	-	-	-	
09/24	Houston	p	-	-	-	-	-	-	-	-	-	-	
10/01	Carolina	p	-	-	-	-	-	-	-	-	-	-	
10/05	at Tampa Bay	p	-	-	-	-	-	-	-	-	-	-	
10/15	at N.Y. Jets	p	-	-	-	-	-	-	-	-	-	-	
10/22	Atlanta	p	-	-	-	-	-	-	-	-	-	-	
10/29	L.A. Chargers	p	-	-	-	-	-	-	-	-	-	-	
11/12	at Denver	p	2	1	0.5	2	0	-	-	-	-	-	
11/19	at Oakland	p	-	-	-	-	-	-	-	-	-	-	
11/26	Miami	p	-	-	-	-	-	-	-	-	-	-	
12/03	at Buffalo	p	-	-	-	-	-	-	-	-	-	-	
12/11	at Miami	p	-	-	-	-	-	-	-	-	-	-	
12/17	at Pittsburgh	p	-	-	-	-	-	-	-	-	-	-	
12/24	Buffalo	p	2	20	10.0	12	0	-	-	-	-	-	
12/31	N.Y. Jets	p	9	46	5.1	20	0	1	7	7.0	7	0	
2017 Totals			16/0	13	67	5.2	20	0	1	7	7.0	7	0
01/13	Tennessee	p	4	27	6.8	20	1	-	-	-	-	-	
01/21	Jacksonville	p	-	-	-	-	-	-	-	-	-	-	
02/04	Philadelphia	p	-	-	-	-	-	-	-	-	-	-	
2017 Postseason			3/0	4	27	6.8	20	1	0	0	0.0	0	0

2018	OPPONENT	P/S	RUSHING				RECEIVING			
			NO	YDS	AVG	LG	TD	NO	YDS	AVG



TOM BRADY

12 | QUARTERBACK

HT: 6-4 | **WT:** 225 | **Born:** 8/3/1977 | **Exp. (NFL/Patriots):** 20/20
GP/GS (Playoffs): 269/267 (39/39) | **Acq:** D6-00 (199th)
College: Michigan | **Hometown:** San Mateo, Calif.



PRO BOWLS: 01, 04, 05, 07, 09, 10, 11, 12, 13, 14, 15, 16, 17, 18



SUPER BOWLS: 01, 03, 04, 14, 16, 18

CAREER TRANSACTIONS

Tom Brady was drafted by the New England Patriots in the sixth round (199th overall) of the 2000 NFL Draft.

CAREER HIGHLIGHTS

- Brady is a 17-time Patriots team captain, elected to the position by his teammates every season since 2002.
- Three-time NFL MVP (2007, 2010 & 2017), tied with Jim Brown, Brett Favre and Johnny Unitas for second-most all-time to Peyton Manning's five.
- Brady won his third career NFL Most Valuable Player Award in 2017, becoming the oldest player in NFL history to win the award at age 40.
- Brady's 237 career wins combined in the regular season and playoffs are the most all time by an NFL player. He surpassed Peyton Manning (200) in New England's win vs. L.A. Rams (12/4/16) to become the NFL's all-time winningest quarterback.
- His 207 regular-season wins are also most in NFL history. He passed Brett Favre and Peyton Manning with his 187th career regular-season win in the victory at N.Y. Jets (10/15/17).
- Brady's 115 career regular-season wins at home and 92 victories on the road are also NFL records.
- Brady is the first quarterback in NFL history to lead his team to six Super Bowl wins, surpassing Terry Bradshaw (4) and Joe Montana (4).
- The Patriots have qualified for 11 Super Bowls in franchise history, nine with Brady at the helm. His nine Super Bowl appearances are more than Dallas (8), Denver (8) and Pittsburgh (8) have played in during the Super Bowl era.
- Surpassed Charles Haley (5) with his sixth Super Bowl win in 2018 and holds 15 other Super Bowl records.
- Brady owns four Pete Rozelle Awards as Super Bowl MVP (XXXVI, XXXVIII, XLIX and LI) and is the first player in Super Bowl history to earn four MVP awards, one more than Pro Football Hall of Famer Joe Montana (3).
- Brady is the all-time leader in Super Bowl passing yards (2,838), completions (256), touchdown passes (18) and starts (9) by a quarterback. His 13 conference title game starts and nine conference championships are the most of any starting quarterback in the Super Bowl era.
- Brady is 30-10 (.750) in the playoffs, the most playoff wins in NFL history by a starting quarterback. His 40 postseason appearances are also most in NFL history.
- Holds all-time postseason records for starts by a quarterback (40), appearances (4) wins (30), passing yards (11,179), completions (1,005), touchdowns (73), multi-TD passing games (23) and 300-yard passing games (16).
- The 2018 AFC East title marked Brady's 16th career divi-

BRADY CAREER NOTES

- Tom Brady has quarterbacked the Patriots to victories in 207 of his 267 career regular-season starts, the most wins all time and the most with a single team.
- Brady finished the 2018 season with 4,355 passing yards, marking the 10th time in his career that he has reached 4,000 passing yards. He joined Drew Brees (12), Peyton Manning (14) and Philip Rivers (10) as the only players to have at least 10 seasons with 4,000 passing yards.
- Tom Brady earned his 16th division championship in 2018, an NFL record. Peyton Manning is second with 12 division titles.
- Since entering the NFL in 2000, Brady's teams have reached 12 regular-season wins in 12 different seasons, the most all-time.
- Tom Brady (70,514) became the fourth NFL player to reach 70,000 passing yards in 2018.
- Brady's 6,004 career completions are fourth-most all time in the regular season.

sion title, most in NFL history. Peyton Manning is second with 12. His 10 consecutive division titles (2009-18) are also an NFL record.

- His 15 career appearances in a Divisional Playoff game surpassed Jerry Rice's previous record of 13, while his 10 three-touchdown games in the postseason moved him past Joe Montana for the most three-touchdown playoff games since the 1970 merger.
- Brady's regular season touchdown-to-interception ratio (3.02) ranks third in NFL history among all players with 2,000 or more passing attempts.
- Brady has been elected to the Pro Bowl a team-record 14 times (including 10 straight) in his career (2001, 04-05, 07, 2009-18). He joins Tony Gonzalez (14), Peyton Manning (14), Bruce Matthews (14) and Merlin Olsen (14) as the only NFL players with at least 14 Pro Bowl berths.
- Won an NFL-record 31 consecutive home games from 2006-11.
- 2019 will be his 20th season with the Patriots, the most seasons with one team by an NFL quarterback. He will join Darrell Green (20-Washington), Jackie Slater (20-L.A. Rams) and Jason Hanson (21-Detroit) as the only players in NFL history with at least 20 seasons with one team.
- Posted an NFL single-season touchdown-to-interception ratio record of 14.00 in 2016 by throwing 28 touchdowns and only two interceptions.
- Brady has led the league in touchdown passes four times in his career (2002, 07, 10, 15), tied with Drew Brees, Len

SINGLE-GAME CAREER HIGHS

REGULAR SEASON:

Attempts:	65	vs. San Francisco (12/16/12)
Completions:	39	vs. Buffalo (9/14/09) vs. Kansas City (9/22/02)
Long:	99t	at Miami (9/12/11)
Yards:	517	at Miami (9/12/11)
Pct. (min. 20 att.):	.885	vs. Jacksonville (12/27/09)
Touchdowns:	6	at Miami (10/21/07) vs. Tennessee (10/18/09)
Rating:	158.3	at Detroit (11/25/10) at Miami (10/21/07)

Dawson, Brett Favre, Peyton Manning, Johnny Unitas and Steve Young for most seasons leading the league in that category.

- Has amassed 87 300-yard passing games in the regular season, third all-time behind Drew Brees (115) and Peyton Manning (93).
- Has thrown 517 regular-season career touchdown passes, third all-time in NFL history.
- Enters 2019 with 81,693 total passing yards (regular season and playoffs combined) in his career, most in NFL history.
- Has 590 career touchdown passes combined in the regular season and playoffs, which is the most in NFL history.
- Has amassed eight 50-point games in his career, most in NFL history:
 - 52 vs. Washington (10/28/07)
 - 56 vs. Buffalo (11/18/07)
 - 59 vs. Tennessee (10/18/09)
 - 52 at Buffalo (9/30/12)
 - 59 vs. Indianapolis (11/18/12)
 - 55 vs. Pittsburgh (11/3/13)
 - 51 vs. Chicago (10/26/14)
 - 51 vs. Jacksonville (9/27/15)
- Became the fourth player in NFL history to reach 70,000 career regular-season passing yards in 2018.

EXTRA POINTS

- When he was just four years old, Tom attended the 1981 NFC Championship Game with his father. He was in the stands at Candlestick Park when Joe Montana found Dwight Clark for "The Catch" that sent the 49ers to the Super Bowl.
- Brady was drafted in the 18th round of the 1995 Major League Baseball draft as a catcher by the Montreal Expos.
- Brady has been a consistent supporter of the Best Buddies program. Most recently, he served as an honorary chairman of the Best Buddies Challenge, participating in a flag football game in Boston and a bike ride on Cape Cod.
- In 2013, Tom opened TB12 Sports Therapy Center at Patriot Place, designed to bring his method of training to athletes of every age who aspire to be the best athletes they can be.
- Brady won 76 of his first 100 regular season starts, tying Roger Staubach's mark for most victories by a quarterback in his first 100 starts during the Super Bowl Era (since 1966).
- Brady is the only quarterback in NFL history to start and win three Super Bowls before his 28th birthday, having quarterbacked the Patriots to victories in Super Bowl XXXVI when he was 24 years old, Super Bowl XXXVIII (26) and Super Bowl XXXIX (27).
- Brady led a game-winning drive to break a tie or take the lead in the fourth quarter of each of the Patriots six Super Bowl victories, becoming the only quarterback in NFL history to lead six game-winning drives in the Super Bowl.
- Brady won his first 10 playoff games, setting an NFL record for the most consecutive playoff wins.
- Brady (24 years, 184 days old) was voted MVP of Super Bowl XXXVI and was the third-youngest player to earn the honor (Marcus Allen, 23 years and 301 days at Super Bowl XVIII and Lynn Swann, 23 years, 316 days at Super Bowl X).
- Brady threw for 53 yards on the Patriots game-winning drive in Super Bowl XXXVI, completing five of his eight

ALL-TIME LEADER IN TD/INT RATIO

Over his regular season career, Tom Brady has thrown 3.02 times more touchdowns than interceptions. His touchdown-to-interception ratio is the third best in NFL history among all players with 2,000 or more passing attempts.

ALL-TIME NFL LEADERS / TOUCHDOWN-TO-INTERCEPTION RATIO

PLAYER	TEAM(S)	YEARS	GP	TD	INT	RATIO
Aaron Rodgers	Green Bay	2005-2018	165	338	80	4.23
Russell Wilson	Seattle	2012-2018	112	196	63	3.11
Tom Brady	New England	2000-2018	269	517	171	3.02
Derek Carr	Oakland	2014-2018	78	122	54	2.26
Drew Brees	SD/NO	2001-2018	264	520	233	2.23
Matt Ryan	Atlanta	2008-2018	174	295	133	2.22
Steve Young	TB/SF	1985-1999	169	232	107	2.17
Peyton Manning	IND/DEN	1998-2015	266	539	251	2.15
Tony Romo	Dallas	2004-2016	156	248	117	2.12
Philip Rivers	SD/LAC	2004-2018	212	374	178	2.10
Andrew Luck	Indianapolis	2012-2018	86	168	82	2.05
Donovan McNabb	PHI/WAS/MIN	1999-2011	167	234	117	2.00
Kirk Cousins	WAS/MIN	2012-2018	78	129	65	1.98

NOTE: Minimum 2,000 career passing attempts. Regular season only.

HONORS & AWARDS

2018: AFC Pro Bowl, Team Captain

2017: AFC Pro Bowl, Associated Press Most Valuable Player, Associated Press All-Pro: First Team, Pro Football Writers Association Most Valuable Player, Pro Football Writers Association All-NFL Team, *Sports Illustrated* Most Valuable Player, *Sporting News* Offensive Player of the Year, *Sporting News* All-Pro, AFC Offensive Player of the Month (November), AFC Offensive Player of the Week (Wk. 2, 3 & 10), Team Captain

2016: Super Bowl LI MVP, AFC Pro Bowl, Associated Press All-Pro: Second Team, *Sporting News* Offensive Player of the Year, *Sporting News* All Pro First Team, Pro Football Writers Association All-AFC Team, AFC Offensive Player of the Week (Wk. 5 and 11), AFC Offensive Player of the Month (October), Team Captain

2015: Pro Bowl, AFC Offensive Player of the Month (September), AFC Offensive Player of the Week (Wk. 8), Team Captain

2014: Super Bowl XLIX MVP, NFL Pro Bowl, Pro Football Writers Association All-AFC Team, AFC Offensive Player of the Month (October), Team Captain

2013: NFL Pro Bowl, AFC Offensive Player of the Week (Wk. 12), Team Captain

2012: AFC Pro Bowl, AFC Offensive Player of the Week (Wk. 4, 8 & 14), FedEx Air NFL Player of the Week (Wk. 4), Team Captain

2011: AFC Pro Bowl, AFC Offensive Player of the Month (November), AFC Offensive Player of the Month (December/January), AFC Offensive Player of the Week (Wk. 1, 2 & 16), FedEx Air NFL Player of the Week (Wk. 1), Team Captain

2010: AFC Pro Bowl, Associated Press Most Valuable Player (unanimous selection), Associated Press Offensive Player of the Year, Associated Press All-Pro: First Team, *Sporting News* Offensive Player of the Year, *Sporting News* All-Pro, *Pro Football Weekly/PFWA* Most Valuable Player, *Pro Football Weekly/PFWA* All-NFL Team, Peter King's SI.com Most Valuable Player, Peter King's SI.com Offensive Player of the Year, Peter King's SI.com All-Pro Offensive Team, AFC Offensive Player of the Month (Dec./Jan.), AFC Offensive Player of the Week (Wk. 12 & 13), FedEx Air NFL Player of the Week (Wk. 14), Team Captain

2009: AFC Pro Bowl, AFC Offensive Player of the Month (October), AFC Offensive Player of the Week (Wk. 1, 6 & 16), Associated Press Comeback Player of the Year, Team Captain

2007: AFC Pro Bowl, Associated Press NFL Most Valuable Player, Associated Press All-Pro: First Team, Associated Press Male Athlete of the Year, Associated Press NFL Offensive Player of the Year, *Sporting News* Sportsman of the Year, *Sporting News* NFL Player of the Year, NFL MVP – *Pro Football Weekly/PFWA*, *USA Today*, *Dallas Morning News*, *Fort Worth Star-Telegram*, *San Francisco Chronicle*, NFL Alumni Quarterback of the Year, NFL 101 Award: AFC Offensive Player of the Year, AFC Offensive Player of the Month (Sept. & Oct.), AFC Offensive Player of the Week (Wk. 3, 6, 7, 14 and 17), FedEx Air NFL Player of the Week (Wk. 6, 7, 11 and 17), Team Captain

2006: FedEx Air NFL Player of the Week (Wk. 8), Peter King's SI.com Offensive Player of the Week (Wk. 13), Team Captain

2005: AFC Pro Bowl, Associated Press All-Pro: Second Team, *Sports Illustrated* Sportsman of the Year, FedEx Express NFL Player of the Year Finalist, AFC Offensive Player of the Week (Wk. 5), *Pro Football Weekly* Offensive Player of the Week (Wk. 5), Vic Carucci's All-Vic Team – NFL.com, Team Captain

2004: AFC Pro Bowl, *Sporting News* Sportsman of the Year, *Sports Illustrated* NFL Player of the Year, Monday Night Football Hungriest Player Award (Wk. 9), Team Captain

2003: Super Bowl XXXVIII MVP, NFL MVP – *Dallas Morning News* and SI.com, NFL.com FedEx Air Player of the Week (Wk. 9 & Wk. 17), AFC Offensive Player of the Week (Wk. 9 & Wk. 17), Monday Night Football Hungriest Player Award (Wk. 9), *USA Today's* All-Joe Team, Team Captain

2002: AFC Offensive Player of the Week (Wk. 1 & Wk. 9), Monday Night Football Horse Trailer Player of the Game (Wk. 1), Team Captain

2001: Super Bowl XXXVI MVP, AFC Pro Bowl, All Terry Team (Fox's Terry Bradshaw), AFC Offensive Player of the Week (Wk. 5 & Wk. 11), Miller Lite NFL Player of the Week (Wk. 12), Patriots Miller Lite Player of the Week (Wk. 5 & Wk. 12), Shaw's 12th Player Award

passes. Two of his pass attempts he spiked to kill the game clock. With just 1:21 remaining, he moved the Patriots into field goal range without the benefit of timeouts.

- Brady completed 13-of-15 passes for 124 yards and two touchdowns in the fourth quarter of Super Bowl XLIX vs. Seattle to rally the Patriots from a 10-point deficit.
- Brady led New England back from a Super Bowl record 25-point second-half deficit in Super Bowl LI vs. Atlanta, passing for 282 yards on 27-of-36 attempts and two touchdowns in the second half and overtime.
- With the win in Super Bowl LIII over the L.A. Rams, Brady earned his 237th career victory (regular season and playoffs), passing Adam Vinatieri for most overall wins in NFL history.

SEASONAL HIGHLIGHTS

- Led the Patriots to his 15th 11-win season as a starter in 2018, the most in NFL history. Peyton Manning is second

with 11 11-win seasons.

- Played his 19th season with the Patriots in 2018, joining Jim Marshall (19-Minnesota), Bruce Matthews (19-Houston/Tennessee), Darrell Green (20-Washington), Jackie Slater (20-L.A. Rams) and Jason Hanson (21-Detroit) as the only players in NFL history with at least 19 seasons with one NFL team.
- Extended his NFL record with a 17th-winning season in 2018.
- Led the NFL in passing yards in 2017 for the third time in his career.
- In 2016, Brady set a new NFL record for touchdown-to-interception ratio (14.00), throwing only two interceptions on 432 pass attempts in the regular season.
- Brady set a career high in 2015 with 402 completions and his 36 touchdown passes led the NFL, marking the fourth time he led the league in touchdown passes in his career

and making him the second QB in NFL history with four separate seasons of 35 or more touchdown passes.

- Brady threw his 484th overall touchdown with the Patriots in 2015, the most touchdowns with one team in NFL history.
- With 32 touchdown passes in 2017, Brady became one of five quarterbacks in NFL history with seven separate seasons of 30 or more touchdown passes.
- Finished 2011 with 5,235 passing yards and joined Peyton Manning (5,477 in 2013), Drew Brees (5,208 in 2016, 5,162 in 2013, 5,177 in 2012, 5,476 in 2011 and 5,069 in 2008), Patrick Mahomes (5,097 in 2018), Dan Marino (5,084 in 1984) and Matthew Stafford (5,038 in 2011) as the only players in NFL history to reach 5,000 passing yards in a single season.
- In 2010, became the first player in NFL history to be unanimously selected as the Associated Press Most Valuable Player.
- Threw at least one touchdown pass in 52 straight regular-season games from 2010-2013. Brady's 52 straight games are second all time, behind Drew Brees (54).
- In 2007, Brady was named the NFL's Most Valuable Player, setting then-NFL records for most touchdown passes in a season (50) and the highest touchdown-interception differential (+42). His marks of most games with three or more touchdown passes (12), most touchdown passes in a month (20 in October 2007), and highest completion percentage in a game (92.9 percent on Jan. 12, 2008) are still NFL records. Brady's 117.2 passer rating in 2007 is the fourth highest of all-time, while his 4,806 passing yards were the third highest single-season total in league history up to that point.
- In addition to the NFL records Brady set in 2007, he also set Patriots franchise records for highest completion percentage in a season (68.9 percent), highest passer rating in a season (117.2), highest passer rating in a game (158.3 on Oct. 21, 2007) and most touchdown passes in a game (six on Oct. 21, 2007).
- In 2007, Brady contributed to the Patriots establishment of several then-NFL single-season team records, including most points scored in a season (589), largest point differential in a season (+315) and most touchdowns in a season (75). The Patriots became the first team in NFL history to complete a 16-0 regular season and tied the league's single-season mark with 18 overall victories.
- Brady and receiver Randy Moss set an NFL single-season record in 2007 for most touchdown passes between a passer and a receiver (23), with Moss' 23 touchdown catches also setting a league record.
- Brady led the NFL with 28 touchdown passes in 2002 and became the first Patriot to lead the league in touchdown passes since Steve Grogan shared the lead with Cleveland's Brian Sipe (28) in 1979.
- Brady threw at least two touchdown passes in each of the first five games of the 2002 season, the first Patriot to accomplish that feat and the first Patriot to throw for at least two touchdowns in five straight games in a single season since Butch Songin (10/23/60—11/18/60).
- Brady was voted to the 2001 Pro Bowl and became just the second Patriots quarterback to receive the honor (Drew Bledsoe, 1994, 1996 and 1997).
- Brady completed over 70 percent of his passes in four consecutive games during the 2001 season and joined an exclusive club of quarterbacks who accomplished the feat.

BRADY'S COMEBACKS

Tom Brady has engineered 58 career game-winning performances to lead his team to a victory from a fourth-quarter deficit or tie. He has accomplished the feat 45 times in the regular season and 13 times in the playoffs (including six times in the Super Bowl).

TOM BRADY'S GAME-WINNING PERFORMANCES (58)

Date	Opp.	Score	Time Remaining			Passing Statistics			
			Reg.	Att	Cmp	Yds	TD	Int	Final
02/03/19	LAR**	3-3	15:00	5	4	67	0	0	13-3
01/20/19	at KC^	17-21	7:45	20	11	147	0	0	37-31 ot
11/04/18	GB	17-17	15:00	6	6	104	1	0	31-17
10/14/18	KC	40-40	3:03	2	2	55	0	0	43-40
01/21/18	JAX^	10-20	14:52	14	9	138	2	0	24-20
12/17/17	at PIT	19-24	2:06	4	3	69	0	0	27-24
09/24/17	HOU	28-33	2:24	7	5	75	1	0	36-33
02/05/17	ATL**	9-28	15:00	27	21	246	1	0	34-28 ot
11/27/16	at NYJ	13-17	10:17	15	10	132	1	0	22-17
11/15/15	at NYG	17-23	15:00	18	11	193	1	1	27-26
10/25/15	NYJ	16-17	15:00	17	14	150	2	0	30-23
02/01/15	SEA^	14-24	15:00	15	13	124	2	0	28-24
01/10/15	BAL^	28-31	10:17	9	8	72	1	0	35-31
12/21/14	at NYJ	10-13	15:00	6	3	26	0	1	17-16
12/07/14	at SD	13-14	15:00	8	7	112	1	0	23-14
12/08/13	CLE	3-19	15:00	20	16	142	2	0	27-26
12/01/13	at HOU	21-24	15:00	12	8	87	0	0	34-31
11/24/13	DEN	21-24	15:00	19	12	100	1	0	34-31 ot
10/13/13	NO	23-27	1:13	5	7	70	1	0	30-27
09/08/13	at BUF	20-21	4:31	7	7	36	0	0	23-21
10/21/12	NYJ	23-26	1:37	14	9	95	0	0	29-26 ot
09/30/12	at BUF	21-21	15:00	7	4	78	2	0	52-28
01/22/12	BAL^	16-20	15:00	6	3	20	0	0	23-20
12/24/11	MIA	17-17	15:00	10	8	120	0	0	27-24
10/16/11	DAL	13-16	2:31	9	8	80	1	0	20-16
12/19/10	GB	21-27	13:49	6	5	82	1	0	31-27
11/25/10	at DET	24-24	15:00	5	5	86	2	0	45-24
10/17/10	BAL	10-20	14:53	16	24	156	1	1	23-20 ot
09/14/09	BUF	13-24	5:32	13	11	112	2	0	25-24
12/29/07	at NYG	23-28	15:00	12	8	130	1	0	38-35
12/03/07	at BAL	17-24	14:25	17	7	113	1	0	27-24
11/25/07	PHI	24-28	15:00	16	11	109	0	0	31-28
11/04/07	at IND	10-20	9:42	10	8	144	2	0	24-20
01/14/07	at SD^	13-21	8:35	14	9	122	1	1	24-21
12/03/06	DET	13-21	13:07	15	14	101	0	0	28-21
11/26/06	CHI	10-10	14:46	7	6	98	1	0	17-13
09/10/06	BUF	14-17	15:00	6	3	58	0	1	19-17
11/13/05	at MIA	15-16	2:53	2	2	76	1	0	23-16
10/30/05	BUF	7-16	10:07	4	4	69	0	0	21-16
10/09/05	at ATL	28-28	3:52	2	2	17	0	0	31-28
09/25/05	at PIT	10-13	14:19	12	12	167	0	0	23-20
02/06/05	PHI**	14-14	15:00	4	2	33	0	0	24-21
10/03/04	at BUF	17-17	15:00	4	2	8	1	0	31-17
02/01/04	CAR**	29-29	1:08	5	4	47	0	0	32-29
01/10/04	TEN**	14-14	15:00	11	6	27	0	0	17-14
11/30/03	at IND	31-31	10:21	6	3	31	1	0	38-34
11/23/03	at HOU	13-20	3:11	14	10	133	1	0	23-20 ot
11/03/03	at DEN	23-26	2:51	4	5	58	1	0	30-26
10/19/03	at MIA	13-13	15:00	10	7	147	1	0	19-13 ot
10/05/03	TEN	24-27	4:40	1	1	15	0	0	38-30
12/29/02	MIA	13-24	4:59	13	8	69	1	0	27-24 ot
11/10/02	at CHI	19-30	5:16	14	9	116	2	0	33-30
09/22/02	KC	38-38	0:00	5	4	46	0	0	41-38 ot
02/03/02	STL**	17-17	1:21	8	5	53	0	0	20-17
01/19/02	OAK*	3-13	15:00	27	20	138	0	0	16-13 ot
12/16/01	at BUF	6-9	5:57	13	9	116	0	0	12-9 ot
12/02/01	at NYJ	14-16	15:00	7	6	56	0	0	17-16
10/14/01	SD	16-26	8:48	18	13	130	1	0	29-26 ot

Statistics are from the time noted until the end of the game * Divisional Playoffs ** AFC Championship ** Super Bowl

SINGLE SEASON YARDS MARK

Tom Brady finished 2011 with a career-high 5,235 passing yards and enters 2019 with one of 11 5,000-yard passing seasons in NFL history.

NFL SINGLE-SEASON PASSING YARDS LEADERS

Player	YEAR	ATT	COMP	YARDS
Peyton Manning	2013	659	450	5,477
Drew Brees	2011	657	468	5,476
Tom Brady	2011	611	401	5,235
Drew Brees	2016	673	471	5,208
Drew Brees	2012	670	422	5,177
Drew Brees	2013	650	446	5,162
Ben Roethlisberger	2018	675	452	5,189
Patrick Mahomes	2018	580	383	5,097
Dan Marino	1984	564	362	5,084
Drew Brees	2008	635	413	5,069
Matthew Stafford	2011	663	421	5,038

ACTIVE QB WINNING PERCENTAGE

MINIMUM 32 STARTS (TWO FULL SEASONS), REGULAR SEASON ONLY

Player	Team	W	L	T	Pct.
Tom Brady	NE	207	60	0	.775
Ben Roethlisberger	PIT	144	69	1	.675
Russell Wilson	SEA	75	36	1	.674
Dak Prescott	DAL	32	16	0	.667
Aaron Rodgers	GB	100	57	1	.636
Jared Goff	LAR	24	14	0	.632
Andrew Luck	IND	53	33	0	.616

He joined Joe Montana (8 games, 1989), Troy Aikman (4, 1995), Steve Young (4, 1993) and Sammy Baugh (4, 1945). He repeated the accomplishment in 2007.

SEASONAL REVIEWS

2018 (16/16, 3/3)

- Named a co-captain for the 17th straight season.
- Tied an NFL record by being selected to his 14th career Pro Bowl.
- Started all 16 regular-season games and totaled 4,355 passing yards and 29 touchdowns. Led the team to his 15th 11-win season and became the third quarterback in NFL history with 10 4,000-yard passing seasons.
- Won his NFL-record sixth Super Bowl in the Patriots 13-3 Super Bowl LIII win over the L.A. Rams (2/3). With the score tied 3-3 in the fourth quarter, Brady led the offense on two scoring drives, competing 4-of-5 passes for 67 yards.
- Engineered three game-winning performances to lead the team to victory in 2018:
 - Week 6 vs. Kansas City
 - AFC Championship Game at Kansas City
 - Super Bowl LIII vs. L.A. Rams
- Eclipsed 300 yards passing five times in the regular season:
 - Week 5 vs. Indianapolis (341)
 - Week 6 vs. Kansas City (340)
 - Week 8 at Buffalo (324)
 - Week 13 vs. Minnesota (311)
 - Week 14 at Miami (358)
- Exceeded 300 yards passing twice in the playoffs:
 - AFC Divisional Playoff vs. L.A. Chargers (343)
 - AFC Championship Game vs. Kansas City (348)

FINAL MINUTE HEROICS

Tom Brady has thrown game-winning touchdown passes in the final minute of the fourth quarter eight times in his career.

TOM BRADY'S FINAL MINUTE, GAME-WINNING TOUCHDOWN PASSES

11/10/02.....at Chicago*..... W.....33-30
New England trailed 30-25 when Brady threw a 20-yard touchdown to David Patten with 21 seconds left to lift the Patriots to a 33-30 win. *Champaign, Ill.

11/3/03.....at Denver..... W.....30-26
The Patriots trailed 26-23 when Brady threw an 18-yard touchdown to David Givens with 30 seconds left to give the Patriots the win.

12/3/07.....at Baltimore..... W.....27-24
New England trailed 24-20 when Brady threw an 8-yard touchdown to Jabar Gaffney with 44 seconds left to give the Patriots the win.

9/14/09.....vs. Buffalo..... W.....25-24
The Patriots trailed 24-19 when Brady threw a 16-yard touchdown to Ben Watson with 50 seconds left to give the Patriots a 25-24 win.

10/16/11.....vs. Dallas..... W.....20-16
The Patriots trailed 16-13 when Brady threw an 8-yard touchdown pass to Aaron Hernandez with 22 seconds left to give New England a 20-16 win.

10/13/13.....vs. New Orleans..... W.....30-27
New England trailed 27-23 when Brady threw a 17-yard touchdown pass to Kenbrell Thompkins with 5 seconds left to give the Patriots a 30-27 win.

12/8/13.....vs. Cleveland..... W.....30-27
The Patriots trailed 26-21 when Brady threw a 1-yard touchdown pass to Danny Amendola with 31 seconds left to give New England a 27-26 win.

9/24/17.....vs. Houston..... W.....36-33
The Patriots trailed 33-28 when Brady threw a 25-yard touchdown pass to Brandin Cooks with 23 seconds left to give New England a 36-33 win.

- Completed 26-of-39 passes for 277 yards and three touchdown passes in the season-opening victory vs. Houston (9/9). The win was Brady's 13th on opening day, tying him with Peyton Manning for the most such wins all-time in the Super Bowl era.
- Finished 14-of-26 for 133 yards passing with one touchdown pass at Detroit (9/23). Brady's touchdown pass was his 38th touchdown pass in his 40s, surpassing Warren Moon's previous record of 37 touchdown passes past age 40.
- Completed 34-of-44 passes for 341 yards and three touchdown passes in the win vs. Indianapolis (10/4) His three touchdown passes gave him 500 career regular-season touchdown passes, behind only Peyton Manning and Brett Favre in that category. His final touchdown of the game came on a 34-yard strike in the fourth quarter to WR Josh Gordon, who became the 71st different receiver to catch a touchdown from Brady, breaking a tie he held with Vinny Testaverde for the most different touchdown targets by a quarterback in NFL history.
- Completed 24-of-35 passes for 340 yards and a touchdown, while also rushing for another fourth quarter, go-ahead

touchdown in the victory vs. Kansas City (10/14). Brady's 340 pass yards moved him past Brett Favre into second place for the most passing yards all-time, including both regular and postseason. Late in the fourth quarter down three points, Brady led a seven-play, 75-yard drive to retake the lead with a 4-yard touchdown scramble on third-and-goal. After Kansas City tied the game with three minutes to play, Brady led the offense on a seven-play, 65-yard drive down to the Kansas City 10-yard line where K Stephen Gostkowski ended the game with a 28-yard field goal.

- Finished 22-of-35 passing for 294 yards through the air with one touchdown pass in the win vs. Green Bay (11/4). Tied at 17 in the fourth quarter, Brady led two consecutive touchdown drives, with the latter culminating in a 55-yard touchdown strike to WR Josh Gordon that pushed their lead to two scores late in the fourth quarter.
- Completed 21-of-41 passes for 254 yards in the game at Tennessee (11/11). The start was Brady's 300th career game, joining him with Brett Favre as the only quarterbacks in NFL history to appear in 300 games.
- Finished 20-of-31 passing for 283 yards in the air to go along with two touchdown passes in the win at the New York Jets (11/25). Entered the game needing 147 passing

yards to move past Peyton Manning for the most in NFL history, including postseason, and reached the milestone on a completion to WR Julian Edelman in the second quarter. The win was Brady's 26th victory over the Jets, making him the only quarterback in NFL history with 26 or more wins against two separate divisional opponents (Buffalo).

- Completed 24-of-32 passes for 311 yards and one touchdown pass in the win vs. Minnesota (12/2). His 24-yard touchdown pass to WR Josh Gordon in the third quarter was the 579th of his career, tying him with Peyton Manning for the most touchdown passes overall in regular and postseason history. Also added two carries for 5 yards, giving him 1,000 career rushing yards.
- Finished 27-of-43 passing for 358 yards with three touchdown passes in the game at Miami (12/9). His 2-yard touchdown pass to WR Julian Edelman in the second quarter was his 580th career touchdown, setting the mark for the most overall touchdowns in NFL history.
- Completed 25-of-36 passes for 279 yards and a touchdown pass at Pittsburgh (12/16). Became just the fourth quarterback in NFL history to reach 70,000 regular season passing yards on an 8-yard pass to RB Rex Burkhead in the third quarter.

RECORDING SUCCESS

Tom Brady has quarterbacked the Patriots to victories in 207 of his 267 career regular-season starts, compiling a .775 winning percentage and giving him the best record of any quarterback in the Super Bowl era (since 1966). Including his 30-10 record in the playoffs, he has a 234-70 overall record. With 237 total wins, Brady is the NFL's all-time winningest quarterback.

TOP WINNING PERCENTAGES IN SUPER BOWL ERA (Since 1966, Minimum 50 Starts, Regular Season Only)

Player	Team(s)	Years	W	L	T	Pct.
Tom Brady	NE	2000-18	207	60	0	.775
Roger Staubach	DAL	1969-79	85	29	0	.746
Joe Montana	SF/KC	1979-94	117	47	0	.713
Ben Roethlisberger	PIT	2004-18	144	69	1	.675
Russell Wilson	SEA	2012-18	75	36	1	.674

MOST VICTORIES / FIRST 100 STARTS IN SUPER BOWL ERA

Player	Team(s)	1st Start	100th Start	Wins
Tom Brady	NE	09/30/01	10/14/07	76
Roger Staubach	DAL	09/20/70	09/16/79	76
Ken Stabler	OAK/HOU	10/17/71	09/21/80	72
Terry Bradshaw	PIT	09/20/70	11/27/78	68
Brett Favre	GB	09/27/92	10/25/98	68
Joe Montana	SF	01/2/79	09/18/88	68

QUARTERBACKS WITH THREE OR MORE SUPER BOWL VICTORIES

Quarterback	Team	Wins
Tom Brady	NE	6
Terry Bradshaw	PIT	4
Joe Montana	SF	4
Troy Aikman	DAL	3

PLAYERS WITH MULTIPLE SUPER BOWL MVP AWARDS

Player	Team	MVPs
Tom Brady	NE	4
Joe Montana	SF	3
Terry Bradshaw	PIT	2
Eli Manning	NYG	2
Bart Starr	GB	2

SEASONS TO REMEMBER

Tom Brady has had multiple memorable passing seasons.

ALL-TIME NFL LEADERS / SINGLE SEASON TD PASSES

Player	Team	Year	TD
Peyton Manning	DEN	2013	55
Tom Brady	NE	2007	50
Patrick Mahomes	KC	2018	50
Peyton Manning	IND	2004	49
Dan Marino	MIA	1984	48
Drew Brees	NO	2011	46
Aaron Rodgers	GB	2011	45
Dan Marino	MIA	1986	44
Drew Brees	NO	2012	43
Matthew Stafford	DET	2011	41
Kurt Warner	STL	1999	41
Andrew Luck	IND	2014	40
Aaron Rodgers	GB	2016	40

ALL-TIME LEADERS / SINGLE-SEASON TD-INT DIFFERENTIAL

Player	Team	Season	TD	INT	Diff.
Peyton Manning	DEN	2013	55	10	+45
Tom Brady	NE	2007	50	8	+42
Aaron Rodgers	GB	2011	45	6	+39
Peyton Manning	IND	2004	49	10	+39
Patrick Mahomes	NE	2018	50	12	+38
Aaron Rodgers	GB	2014	38	5	+33
Tom Brady	NE	2010	36	4	+32
Aaron Rodgers	GB	2012	39	8	+31
Dan Marino	MIA	1984	48	17	+31

ALL-TIME LEADERS / SINGLE-GAME COMP. PERCENTAGE

Player	Team	Date	Opp	Cmp	Att	Pct.
Tom Brady	NE	01/12/08	JAX	26	28	92.9
Kurt Warner	ARZ	09/20/09	JAX	24	26	92.3
Vinny Testaverde	CLE	12/26/93	LAR	21	23	91.3
Ken Anderson	CIN	11/10/74	PIT	20	22	90.9
Lynn Dickey	GB	12/13/81	PIT	19	21	90.5

NOTE: Includes all regular-season and playoff games since 1920. Minimum 20 attempts.

- Made his 266th regular-season start, passing Peyton Manning for the second-most starts by an NFL quarterback, and finished 13-of-24 passing for 126 yards with one touchdown pass in the win vs. Buffalo (12/23). Reached 4,000 yards passing for the season, joining Drew Brees, Peyton Manning and Philip Rivers as the only NFL players with 10 such seasons of 4,000 yards passing.
- Completed 24-of-33 passes for 250 yards and a season-high four touchdown passes in the victory over the New York Jets (12/30). Jumped out to an early lead with three first-half touchdown passes, while his 24 completions left him with a career total of 6,004, becoming just the fourth NFL player to reach 6,000 completions.
- Finished with 34 completions on 44 attempts for 343 yards and a touchdown pass in the win over the L.A. Chargers in the AFC Divisional Playoff game (1/13). Set an NFL record of 228 consecutive postseason passes without an interception dating back to the victory over Atlanta in Super Bowl LI.
- Completed 30-of-46 passes for 348 yards with one touchdown to earn his ninth conference title in the AFC Championship victory at Kansas City (1/20). Led the offense on two fourth-quarter touchdown drives, of 75 yards and 65 yards respectively, to re-take the lead before ultimately winning the game in overtime with a 13-play, 75-yard touchdown drive to clinch the victory.
- Finished 21-of-35 for 262 yards in the Super Bowl LIII win over L.A. Rams (2/3). With the score tied 3-3 in the fourth quarter, Brady led the offense on two scoring drives, competing 4-of-5 passes for 67 yards.

ALL-TIME WINNER

Brady has the most wins by an NFL player with 237 overall career wins.

MOST WINS BY AN NFL PLAYER (INCLUDING PLAYOFFS)

Player	Wins
Tom Brady*	237
Adam Vinatieri*	236
George Blanda	218
Jerry Rice	211
Gary Anderson	210
Peyton Manning	200

*Active

ALL-TIME PASSER

Brady became the fourth quarterback in NFL history to reach 70,000 passing yards and is fourth all-time on the NFL's passing list.

CAREER PASSING YARDS (REGULAR SEASON)

Player. Team	Passing Yards
1. Drew Brees, San Diego/New Orleans*	74,437
2. Peyton Manning, Indianapolis/Denver	71,940
3. Brett Favre, GB/NYJ/MIN	71,838
4. Tom Brady, New England	70,514
5. Dan Marino, Miami	61,361
6. Ben Roethlisberger, Pittsburgh*	56,194
7. Eli Manning, N.Y. Giants*	55,981
8. Philip Rivers, SD/L.A. Chargers*	54,656
9. John Elway, Denver	51,475
10. Warren Moon, HOU/MIN/SEA/KC	49,325

*Active

2017 (16/16, 3/3)

- Named a co-captain for the 16th straight season.
- Named Associated Press NFL Most Valuable Player for the third time in his career. Also earned Associated Press All-Pro: First Team honors for the third time in his career.
- Extended the franchise record by being selected to his 13th career Pro Bowl.
- Started all 16 regular-season games and totaled an NFL-high 4,577 yards passing and 32 touchdowns.
- Won his 15th AFC East Championship in 18 seasons and led the team to 13 wins for the sixth time in his career, tying Peyton Manning for most 13-win seasons in NFL history.
- Earned AFC Offensive Player of the Month honors for November after leading the Patriots to a 3-0 record, completing 73-of-99 passes for 833 yards with 10 touchdowns, one interception and a 128.1 quarterback rating.
- Engineered three game-winning performances to lead the team to victory in 2017:
 - Week 3 vs. Houston
 - Week 15 at Pittsburgh
 - AFC Championship Game vs. Jacksonville
- Eclipsed 300 yards passing five times and 400 yards passing once during the regular season:
 - Week 2 at New Orleans (447)
 - Week 3 vs. Houston (378)
 - Week 4 vs. Carolina (307)
 - Week 5 at Tampa Bay (303)
 - Week 8 vs. L.A. Chargers (333)
 - Week 11 at Oakland (340)
- Eclipsed 300 yards passing twice in the playoffs and became the first QB to pass for 500 yards in the playoffs:
 - AFC Divisional Playoff vs. Tennessee (337)
 - Super Bowl LII vs. Philadelphia (505)
- Won three AFC Offensive Player of the Week Awards.
 - Week 2 at New Orleans
 - Week 3 vs. Houston
 - Week 10 at Denver
- Completed 30-of-39 passes for 447 yards, the fifth-highest total of his career, and added three touchdown passes in the victory at New Orleans (9/17). Brady set an NFL mark

ALL-TIME TOUCHDOWNS

Brady ranks first in NFL history in all-time touchdown passes (regular season and playoffs) and ranks first for most touchdowns with one team.

ALL-TIME TOUCHDOWN PASS LEADERS (INCLUDING PLAYOFFS)

Player	Years	Total TD	Reg. Season	Playoffs
T. Brady*	2000-Present	590	517	73
P. Manning	1998-2015	579	539	40
D. Brees*	2001-present	553	520	33
B. Favre	1991-2010	552	508	44
D. Marino	1983-1999	452	420	32

MOST TOUCHDOWN PASSES WITH ONE TEAM (INCLUDING PLAYOFFS)

Player	Years	Total TD	Reg. Season	Playoffs
T. Brady*	2000-Present	590	517	73
B. Favre	1992-2007	481	442	39
D. Brees*	2006-present	471	440	31
D. Marino	1983-1999	452	420	32
P. Manning	1998-2010	428	399	29

*Active

GAME-WINNING DRIVES

Brady has 43 game-winning drives in the fourth quarter or overtime in the regular season.

MOST GAME-WINNING DRIVES IN THE FOURTH QUARTER OR OVERTIME (Regular Season)

Player	Teams	Fourth Quarter	
		Game-Winning Drives	
1. Peyton Manning	IND/DEN		54
2. Dan Marino	Miami		47
3. Drew Brees*	SD/NO		44
4t. Brett Favre	GB/NYJ/MIN		43
4t. Tom Brady*	New England		43

*Active

with his 52nd game with three touchdowns and no interceptions, breaking a tie at 51 with Peyton Manning. Was named AFC Offensive Player of the Week for a record-setting 28th time in his career.

- Completed 25-of-35 passes for 378 yards with five touchdown passes, including the game-winner with just 23 seconds left in the victory vs. Houston (9/24). Trailing by five points with less than three minutes to play, Brady led the Patriots on an eight-play, 75-yard drive, during which he threw completions on a third-and-12 and a third-and-18, before connecting with WR Brandin Cooks on a 25-yard touchdown pass with 23 seconds remaining to seal the victory for the Patriots. With his five touchdown passes and zero interceptions, Brady set an NFL record with his 22nd game with four or more touchdown passes and no interceptions, surpassing Drew Brees' 21 such games. Named AFC Offensive Player of the Week for the second-consecutive week.
- Completed 20-of-38 passes for 257 yards and two touchdowns in the win at N.Y. Jets (10/15). Brady led the team back from a two-touchdown deficit to earn the 187th win of his regular-season career, which surpassed Brett Favre and Peyton Manning for the most regular season wins all-time in NFL history.
- Finished 25-of-34 for 266 yards with three touchdown passes to capture his 86th road victory, breaking a tie with Peyton Manning for the most in NFL history following the win at Denver (11/12). Earned AFC Offensive Player of the Week accolades for the third time in 2017.
- Completed 18-of-28 passes for 227 yards and four touchdown passes, which set a new record for most touchdown passes in a single season by a 40-year old quarterback during the victory vs. Miami (11/26). Brady's 26 touchdown passes through the first 11 games surpassed the 25 thrown by Brett Favre with Minnesota in 2009 after turning 40 in October of that year.
- Completed 21-of-30 passes for 258 yards and set an NFL record after earning his 27th win against a single opponent in the victory at Buffalo (12/3), besting Brett Favre's 26 wins against Detroit. He also became just the fourth player in NFL history to reach 65,000 career passing yards.
- Completed 22-of-35 passes for 298 yards and a touchdown, while leading the Patriots back from a 24-16 fourth-quarter deficit to win and clinch the AFC East division title at Pittsburgh (12/17). Led the Patriots on a five-play, 77-yard drive with just over two minutes to go in the game.
- Finished 18-of-37 passing for 190 yards and two touch-

RECORD AS A STARTER

	Reg. Season	Playoffs	Total
Overall:	207-60	30-10	237-70
Home:	115-18	20-3	135-21
Road:	92-42	10-7*	102-49*
By Yardage Total			
Less than 200:	38-17	4-1	42-18
200-299:	97-28	14-5	111-33
300 or more:	72-15	12-4	84-19
Other Records			
vs. AFC East	81-20	1-1	82-21
vs. NFC	52-15	6-3	58-18
On Artificial Turf:	133-20	18-6	151-26*
Indoors	16-4	4-4	20-8*
Temp. below 40	41-6	14-2	55-8
Temp. below 35	26-6	9-2	35-8
Temp. below 30	12-3	11-1	23-4
Temp. below 25	4-1	7-1	11-2
Thanksgiving or later:	78-20	30-10	108-30
Leading at Halftime:	161-18	21-4	182-22
Leading after 3 Qtrs:	174-10	19-3	193-13
Overtime:	9-4	3-0	12-4
Final margin <7 pts:	48-13	12-4	60-17
Final margin <4 pts:	33-19	7-2	40-16
Passer rating >100.0:	118-9	15-1	133-10

*Includes nine Super Bowls at neutral sites

down passes, qualifying as the NFL leader for passing yards in 2017 for the third time in his career, following the completion of the Week 17 victory vs. N.Y. Jets (12/31).

- Completed 35-of-53 passes for 337 yards and three touchdown passes in the Divisional Playoff victory vs. Tennessee (1/13).
- Finished 26-of-38 for 290 yards and two touchdowns, with both coming in the fourth quarter with the Patriots trailing in their AFC Championship victory over Jacksonville (1/21). Down 10 in the fourth quarter, Brady led scoring drives of 85 and 30 yards, both capped with touchdown passes to WR Danny Amendola to help propel the Patriots to a 24-20 victory, and their second consecutive Super Bowl berth and third in four years.
- Set an NFL-postseason record with 505 passing yards, finishing with 28 completions on 48 attempts, including three touchdown passes in Super Bowl LII vs. Philadelphia (2/4). It was the first 500-yard passing performance in NFL postseason history and was the fourth time Brady has reached 300 yards or more in a Super Bowl, breaking a tie with Kurt Warner for the most such games in Super Bowl history.

2016 (12/12, 3/3)

- Named a co-captain for the 15th straight season.
- Selected to a team-record 12th Pro Bowl.
- Started all 12 regular-season games he appeared in and finished with 3,554 yards passing and 28 touchdowns. Set an NFL record for touchdown to interception ratio (14.0) by throwing only two interceptions.
- Won his fifth Super Bowl and fourth Super Bowl MVP award after completing a Super Bowl-record 43-of-62 passes for 466 yards and two touchdowns in the Patriots 34-28 Super Bowl LII overtime win vs. Atlanta (2/5). Brady led New England back from a Super Bowl record 25-point second-half deficit, passing for 282 yards on 27-of-36 attempts and two touchdowns in the second half and overtime.

- Led the Patriots to 11 regular-season wins in 12 appearances and won his 14th AFC East title in 17 years.
- Engineered two game-winning performances to lead the team to victory in 2016:
 - Week 12 at N.Y. Jets
 - Super Bowl LI vs. Atlanta
- Eclipsed 300 yards passing five times and 400 yards twice in the regular season:
 - Week 5 at Cleveland (406)
 - Week 6 vs. Cincinnati (376)
 - Week 8 at Buffalo (315)
 - Week 10 vs. Seattle (316)
 - Week 14 vs. Baltimore (406)
- Eclipsed 300 yards passing twice and 400 yards once in the playoffs:
 - AFC Championship Game vs. Pittsburgh (384)
 - Super Bowl LI vs. Atlanta (466)
- Started his first game of the 2016 season at Cleveland (10/9) and finished 28-of-40 for 406 yards with three touchdowns, marking his eighth career 400-yard game and first since he passed for 466 yards at Buffalo on Sept. 20, 2015.
- Named AFC Offensive Player of the Week for his Week 5 performance at Cleveland.
- Completed 29-of-35 passes for 376 yards and three touchdowns to reach 5,010 career completions and become the fourth NFL player to reach the 5,000 mark in the win vs. Cincinnati (10/16). Notched his second consecutive 300-yard game following a 406-yard performance at Cleveland the previous week.
- Completed 22-of-33 passes for 315 yards and four touchdowns in the win at Buffalo (10/30). Tied the record for most wins against an opponent (Brett Favre vs. Detroit) as the quarterback notched his 26th victory over the Bills. Threw a 53-yard touchdown pass to Chris Hogan in the first quarter and a 53-yard touchdown pass to Rob Gronkowski in the second quarter to mark the 10th time in his career that he has thrown for at least two 50-yard touchdown passes in a single game.
- Won his 199th overall game at San Francisco (11/20) to tie Brett Favre as the second-winningest quarterback of all time. Completed 24-of-40 passes for 280 yards and four touchdowns.
- Tied Peyton Manning for most wins by a quarterback

WINNINGEST COACH/QB TANDEM

Bill Belichick and Tom Brady own the best winning percentage of any coach-quarterback pair since the 1970 AFL-NFL merger.

WINNINGEST COACH/QB TANDEM SINCE 1970 (Regular Season Only, by winning percentage)

QB/Head Coach	Team(s)	W	L	T	Pct.
Tom Brady/Bill Belichick	NE	207	60	0	.775
Peyton Manning/Tony Dungy	IND	85	27	0	.759
Ken Stabler/John Madden	OAK	60	19	1	.756

WINNINGEST COACH/QB TANDEM SINCE 1970 (Regular Season Only, by victories)

QB/Head Coach	Team(s)	W	L	T	Pct.
Tom Brady/Bill Belichick	NE	207	60	0	.775
Drew Brees/Sean Payton	NO	118	71	0	.624
Dan Marino/Don Shula	MIA	116	68	0	.630
Ben Roethlisberger/Mike Tomlin	PIT	115	58	1	.663
Bradshaw/Chuck Noll	PIT	107	51	0	.601

ALL-TIME WINNER

Brady's 87 career games with 300 or more yards passing ranks third among NFL quarterbacks, behind Drew Brees (115) and Peyton Manning (93). The Patriots are 72-14 when Brady throws for 300 or more yards.

NFL QUARTERBACK 300-YARD GAMES

Player	300-Yard Games
Drew Brees*	115
Peyton Manning	93
Tom Brady*	87
Dan Marino	63
Brett Favre	62
Philip Rivers*	62
Ben Roethlisberger*	61
Aaron Rodgers*	56

*Active

when he won his 200th game overall at N.Y. Jets (11/27). Became the fifth NFL player to reach 60,000 passing yards on an 18-yard completion to Julian Edelman in the second quarter. Engineered his 50th career game-winning performance after leading the Patriots back from a 17-13 fourth-quarter deficit. Finished the day 30-of-50 for 286 yards with two touchdowns.

- Became the NFL's all-time winningest quarterback after leading the Patriots to victory vs. L.A. Rams (12/4), recording his 201st career win. Finished with 33-of-46 for 269 yards and one touchdown.
- Was 25-of-38 for 406 yards, three touchdowns and one interception in the win vs. Baltimore (12/12) to mark his 180th regular-season victory and join Brett Favre (186) and Peyton Manning (186) as the only NFL quarterbacks with 180 regular season victories. His 79-yard touchdown pass to Chris Hogan in the fourth quarter marked the 450th touchdown pass of his career and his ninth touchdown pass of 70 yards or longer. Eclipsed 400 yards passing for the ninth time in his career.
- Finished 16-of-32 for 188 yards in the win at Denver (12/18) to reach 3,000 yards on the season for the 14th time in his career. The victory clinched the AFC East title for the Patriots, marking the eighth straight division title under Brady.
- Moved past Dan Marino into fourth place on the NFL's all-time passing yards list on a 6-yard pass to Chris Hogan in the first quarter of the win at Miami (1/1). Finished the game 25-of-33 for 276 yards and three total touchdowns including a 77-yard touchdown pass to Julian Edelman.
- Earned his seventh conference title as a starting quarterback, the most in NFL history during the Super Bowl era, in the AFC Championship Game vs. Pittsburgh (1/22). Finished the game 32-of-42 for 384 yards and three touchdowns. His three-touchdown performance was the ninth of his playoff career at the time, leaving him tied with Joe Montana for most three-passing touchdown playoff games since the NFL merger.
- Was named MVP of Super Bowl LI in the victory vs. Atlanta (2/5) and joined Hall of Fame DL Charles Haley as the only NFL players to play on five Super Bowl winning teams. Currently has the most Super Bowl wins of any quarterback in NFL history as well as the most Super Bowl MVP awards. Super Bowl LI marked the seventh Super Bowl of Brady's career, giving him the most by any NFL player. Set three Super Bowl records against Atlanta including most passes in a game (62), most completions (43) and at the time, most passing yards (466), becoming just the second player

CAREER WINS

MOST CAREER WINS AS A STARTER (Regular Season Only)

Games	W	L	T	Pct.
Tom Brady*	207	60	0	.775
Brett Favre	186	112	0	.624
Peyton Manning	186	79	0	.702
Drew Brees*	155	108	0	.589
John Elway	148	82	1	.643
Dan Marino	147	93	0	.613
Ben Roethlisberger*	144	69	1	.675
Fran Tarkenton	124	109	6	.531
Johnny Unitas	119	64	4	.647
Philip Rivers	118	90	0	.567
Joe Montana	117	47	0	.713
Eli Manning*	116	114	0	.504

*Active

MOST WINS OVERALL

MOST CAREER WINS BY AN NFL QUARTERBACK (Regular Season and Playoffs)

Player	Team(s)	Wins
T. Brady*	NE	237 (207 reg./30 post)
P. Manning	IND/DEN	200 (186 reg. /14 post)
B. Favre	ATL/GB/NYJ/MIN	199 (186 reg/13 post)
D. Brees	SD/NO	163 (155 reg./8 post)
J. Elway	DEN	162 (148 reg./14 post)

*Active

to have a 400-yard game in a Super Bowl. His two-touchdown performance extended his NFL record for the most multi-TD games in the playoffs to 20. Rallied the Patriots from a 21-0 deficit and a 28-3 deficit to a 34-28 overtime victory to mark the fourth time overall that Brady has led the Patriots to a win after falling behind by 21 points.

2015 (16/16, 2/2)

- Named a co-captain for the 14th straight season.
- Selected to a team-record 11th Pro Bowl.
- Started all 16 regular-season games and passed for 4,770 yards and an NFL-leading 36 touchdowns. Eclipsed 4,000 yards for the eighth time in his career and threw for 35-plus touchdowns for the fourth time in his career - tied for most in NFL history. Set a career-high and led the NFL with 402 completions.
- Led the Patriots to 12 regular-season wins for the 10th time and secured the AFC East title for the 13th time in his 16-year career.
- Engineered two game-winning performances to lead the team to victory in 2015:
 - Week 7 vs. N.Y. Jets

RECORD RATIO

Tom Brady threw 28 touchdown passes and just two interceptions in 2016 for an NFL-best TD/INT ratio of 14.0.

Player	TD/INT	Ratio
Tom Brady (NE-2016)	28/2	14.00
Nick Foles (PHI-2013)	27/2	13.50
Aaron Rodgers (GB-2018)	25/2	12.50
Tom Brady (NE-2010)	36/4	9.00
Aaron Rodgers (GB-2014)	38/5	7.60
Aaron Rodgers (GB-2011)	45/6	7.50
Tom Brady (NE-2007)	50/8	6.25

NO INTERCEPTIONS

Tom Brady set a then-NFL record with 358 consecutive pass attempts without an interception. Brady eclipsed Bernie Kosar's record of 308 pass attempts on Dec. 26, 2010 in Buffalo. Brady's record was eclipsed by Aaron Rodgers in 2018.

PASS ATTEMPTS WITHOUT AN INTERCEPTION

Player	Team	Year	Attempts
Aaron Rodgers	Green Bay	2018	402
Tom Brady	New England	2010-11	358
Alex Smith	Kansas City	2015	312
Bart Starr	Green Bay	1964-65	308
Drew Brees	New Orleans	2015-16	305

11 STRAIGHT GAMES WITHOUT AN INTERCEPTION

Brady finished the 2010 season with 11 straight starts without an interception. That is the most consecutive starts without an interception in the NFL since the 1970 merger. The second-most is nine straight by Jason Campbell (2007-08), Bernie Kosar (1991) and Aaron Rodgers (2018).

NFL RECORD: NINE CONSECUTIVE GAMES WITH TWO TDs AND NO INTERCEPTIONS

Brady set an NFL record by throwing at least two touchdowns without an interception in each of the final nine games of the 2010 season. Brady passed Don Meredith's previous record of six straight games with two or more touchdowns and no interceptions (1965-66).

- Week 10 at N.Y. Giants
- Eclipsed 300 yards passing six times and 400 yards once in the regular season:
 - Week 2 at Buffalo (466)
 - Week 3 vs. Jacksonville (358)
 - Week 6 at Indianapolis (312)
 - Week 7 vs. N.Y. Jets (355)
 - Week 8 vs. Miami (356)
 - Week 10 at N.Y. Giants (334)
 - Week 13 vs. Philadelphia (312)
- Engineered two 300-yard passing performances in the post-season:
 - AFC Divisional Playoff vs. Kansas City (302)
 - AFC Championship Game at Denver (310)
- Completed 25-of-32 passes for 288 yards and four touchdowns and no interceptions in the season-opening win vs. Pittsburgh (9/10). It was Brady's 161st win with the Patriots, passing Brett Favre for most wins as a starting quarterback with one team. Brady also set a franchise record with 19 consecutive completions and tied an NFL record with his 18th game with four touchdowns and no interceptions.
- Completed 38-of-59 passes for 466 yards, three touch-

BRADY AT 35+ TOUCHDOWNS

Tom Brady is one of four quarterbacks with four seasons of 35 or more touchdown passes.

QBs WITH THE MOST 35+ TD PASSING SEASONS IN NFL HISTORY

Player	35+ TD Seasons
Tom Brady	4 (50 in 2007, 36 in 2010, 39 in 2011, 36 in 2015)
Drew Brees	4 (46 in 2011, 43 in 2012, 39 in 2013, 37 in 2016)
Peyton Manning	4 (49 in 2004, 37 in 2012, 55 in 2013, 39 in 2014)
Aaron Rodgers	4 (45 in 2011, 39 in 2012, 38 in 2014 and 40 in 2016)
Brett Favre	3 (38 in 1995, 39 in 1996 and 35 in 1997)

3-TD STREAK

Tom Brady set an NFL record with 10 straight games with three or more touchdown passes in 2007.

MOST CONSECUTIVE GAMES WITH 3 TD PASSES

Player	Team	Games	Year
Tom Brady	NE	10	2007
Peyton Manning	IND	8	2004
Dan Marino	MIA	7	1986-8

downs and no interceptions at Buffalo (9/20). His 466 passing yards are the most all-time against Buffalo.

- Earned AFC Offensive Player of the Month honors for September after he became the fourth NFL player to reach 400 career touchdown passes. Brady's 400th touchdown pass came when he connected with Danny Amendola on a 1-yard touchdown in the second quarter vs. Jacksonville (9/27). Brady completed 33-of-42 passes for 358 yards, two touchdowns and a 118.1 passer rating in the win.
- Played his 213th game with the Patriots making him New England's all-time leader in games played in the win at Dallas (10/11). Completed 20-of-27 passes for 275 yards and two touchdowns and no interceptions.
- Completed 34-of-54 passes for 355 yards, two touchdowns and no interceptions in the win vs. N.Y. Jets (10/25). Brady also led the Patriots in rushing for the first time in his career with 15 yards on four attempts and a touchdown. He also became the fifth quarterback to pass for 55,000 yards in NFL history.
- Completed 26-of-38 passes for 356 yards and four touchdowns, earning a passer rating of 133.2 in the Thursday night win vs. Miami (10/29). The game marked his 24th career game with four or more touchdowns and improved his record to 9-0 on Thursday games. His performance earned him AFC Offensive Player of the Week accolades for Week 8.
- Completed 26-of-42 passes for 334 yards, two touchdowns and one interception and rushed twice for 9 yards in the win at N.Y. Giants (11/15). The game marked the 49th fourth-quarter comeback of Brady's career. The Patriots entered the fourth quarter down 23-17, before Brady completed 11-of-18 passes for 193 yards and a touchdown, leading the Patriots to a 27-26 victory. The win also marked Brady's 70th 300-yard game and ninth straight game with at least two touchdowns.
- Completed 29-of-56 passes for 312 yards, three touchdowns and two interceptions vs. Philadelphia (12/6). Also rushed six times for 17 yards and a 1-yard score and caught a 36-yard pass from Danny Amendola that marked the second reception of his career. Passed Dan Marino for sole possession of third place on the NFL's all-time touchdown list with 421 career scoring passes.

COMEBACK KID

Since 2000, Tom Brady has the most wins by a quarterback after trailing by 10-plus points, including the postseason.

Player	Wins Following 10-plus Point Deficit
Tom Brady*	32
Peyton Manning	26
Drew Brees*	21
Eli Manning*	20
Ben Roethlisberger*	19

*Active

CLASS OF 2000

Tom Brady was the seventh quarterback selected in the 2000 NFL Draft, taken by the Patriots in the sixth round with the 199th overall pick.

QUARTERBACKS TAKEN IN THE 2000 NFL DRAFT

Round	Pick#	Player	Team
1	18	Chad Pennington	N.Y. Jets
3	65	Giovanni Carmazzi	San Francisco
3	75	Chris Redman	Baltimore
5	163	Tee Martin	Pittsburgh
6	168	Marc Bulger	New Orleans
6	183	Spergon Wynn	Cleveland
6	199	Tom Brady	New England

- Completed 22-of-30 passes for 226 yards, two touchdowns and no interceptions for a 116.8 passer rating and rushed four times for 10 yards in the win at Houston (12/13). Brady's 226-yard performance put him over 4,000 passing yards on the season for the eighth time in his career.
- Completed 22-of-31 passes for 231 yards, one touchdown and one interception at N.Y. Jets (12/27). Brady's 9-yard touchdown pass to James White was his 481st overall touchdown with the Patriots, tying Brett Favre for the most touchdowns overall with one team in NFL history.
- Completed 28-of-42 passes for 302 yards, two touchdowns and no interceptions and rushed six times for 6 yards and one touchdown in the playoff victory vs. Kansas City (1/16).
- Completed 27-of-56 passes for 310 yards, one touchdown and two interceptions and rushed three times for 13 yards in the AFC Championship at Denver (1/24). Brady's 310-yard performance marks his 10th 300-yard passing game in the playoffs, moving past Peyton Manning (9) for the most in NFL history. His 56 pass attempts marked a career high in the postseason.

2014 (16/16, 3/3)

- Named a co-captain for the 13th straight season.
- Established a new franchise record with his 10th Pro Bowl selection.
- Started all 16 regular-season games and passed for 4,109 yards and 33 touchdowns.
- Became the third quarterback to reach at least 150 wins and guided the team to 12 regular-season wins for the ninth time in his career to help claim a 12th AFC East title in his 15-year career. Was not the starter in 2000 and missed most of 2008 with an injury.
- Won his fourth Super Bowl and third Super Bowl MVP award after completing a then Super Bowl-record 37-of-50 passes for 328 yards and four touchdowns in the Patriots 28-24 Super Bowl XLIX win vs. Seattle (2/1). Brady was 13-of-15 for 124 yards and two touchdowns in the final quarter to lead the team back from a then Super Bowl-record

THROWING TO WIN

BEST RECORDS WITH 50 OR MORE PASS ATTEMPTS (Regular Season and Playoffs)

Player	Record
Tom Brady*	19-9 (6-2 in postseason)
Dan Marino	5-11
Drew Brees*	4-15
Peyton Manning	4-13

*Active

ALL-TIME TD PASSES

Brady is one of just four players to amass 500 career touchdown passes.

MOST TOUCHDOWN PASSES IN NFL HISTORY (Regular Season only)

Player, Team(s)	Touchdown Passes
1. Peyton Manning, Indianapolis/Denver	539
2. Drew Brees, San Diego/New Orleans*	520
3. Tom Brady, New England*	517
4. Brett Favre, ATL/GB/NYJ/MIN	508
5. Dan Marino, Miami	420
6. Philip Rivers, SD/L.A. Chargers*	374
7t. Ben Roethlisberger, Pittsburgh*	363
7t. Eli Manning, N.Y. Giants*	360
9. Fran Tarkenton, Minnesota/N.Y. Giants	342
10. Aaron Rodgers, Green Bay*	338

*Active

10-point, fourth-quarter deficit.

- Earned AFC Offensive Player of the Month honors for October after leading the Patriots to a 4-0 record, completing 100-of-144 passes for 1,268 yards and 14 touchdowns with no interceptions and a quarterback rating of 129.1.
- Engineered four game-winning performances to lead the team to victory in 2014:
 - Week 14 at San Diego
 - Week 16 at N.Y. Jets
 - AFC Divisional Playoff vs. Baltimore
 - Super Bowl XLIX vs. Seattle
- Engineered five 300-yard passing games in the regular season:
 - Week 6 at Buffalo (361)
 - Week 8 vs. Chicago (354)
 - Week 9 vs. Denver (333)
 - Week 12 vs. Detroit (349)
 - Week 14 at San Diego (317)
- Threw three or more touchdown passes in all three playoff games.
- Led the team to two come-from-behind wins in the post-season:
 - AFC Divisional Playoff vs. Baltimore (1/10) - Brady was 8-of-9 passing for 72 yards and a touchdown in the fourth quarter.
 - Super Bowl XLIX vs. Seattle (2/1) - Brady was 13-of-15 for 124 yards and two touchdowns in the fourth quarter.
- Eclipsed 300 yards passing twice in the playoffs:
 - AFC Divisional Playoff vs. Baltimore (367)
 - Super Bowl XLIX vs. Seattle (328)
- Led the Patriots to a 16-9 win vs. Oakland (9/21) for his 150th career regular-season win, becoming the third NFL quarterback to reach that milestone, joining Brett Favre and Peyton Manning.
- Became the sixth player in NFL history to reach 50,000 career passing yards after completing 23-of-35 passes for 292 yards and two touchdowns in the win vs. Cincinnati (10/5). He was the fourth fastest to reach the mark, doing so in his 198th game.
- Became the fifth NFL player with at least 60 300-yard games after completing 27-of-37 passes for 361 yards and four touchdowns in the win at Buffalo (10/12).
- Became one of five NFL quarterbacks with at least 370

RECORD TITLE HOLDER

Brady earned his NFL record 16th division title in 2018.

MOST DIVISION TITLES IN NFL HISTORY

Player, Team(s)	Division Titles
Tom Brady, NE	16
Peyton Manning, IND/DEN	12
Joe Montana, SF/KC	9

touchdown passes after completing 20-of-37 passes for 261 yards and three touchdowns in the win vs. N.Y. Jets (10/16). It was Brady's 200th game, placing him alongside Bruce Armstrong (212) and Julius Adams (206) as the only Patriots players to play in at least 200 games.

- Completed 30-of-35 passes for 354 yards and five touchdowns in the win vs. Chicago (10/26), marking his highest single-game touchdown pass total since 2009 and the second-highest single-game completion percentage (85.7) in team history.
- Completed 19-of-30 passes for 257 yards with two touchdowns and two interceptions in the win at Indianapolis (11/16), his first victory at Lucas Oil Stadium.
- Tied Dan Marino for third all-time with his 63rd 300-yard passing game in the win vs. Detroit (11/23), finishing 38-of-53 for 349 yards and two touchdowns.
- Started his 200th career game, completing 33-of-53 passes for 333 yards and four touchdowns with one interception in the win vs. Denver (11/2). His 155 wins are the most

PLAYERS

TOM'S TARGETS

Throughout his career, Tom Brady has completed 6,004-of-9,375 passes for 70,514 yards with 517 touchdowns in 269 regular-season games. Below is a breakdown of Brady's targets by position and his top-20 receivers sorted by receptions.

POSITION BREAKDOWN

Position	Comp	Yds	TDs
WR	3,380	42,472	271
TE	1,257	16,198	174
RB/FB	1,355	11,834	63
LB	9	18	8
OL	3	-8	1

PLAYER BREAKDOWN BY COMPLETIONS

Position	Comp	Yds	TDs
1. Wes Welker	563	6,300	34
2. Rob Gronkowski	516	7,786	78
3. Julian Edelman	471	5,115	30
4. Deion Branch	328	4,297	24
5. Troy Brown	323	3,334	15
6. Kevin Faulk	310	2,652	10
7. James White	229	2,002	19
8. Danny Amendola	215	2,235	10
9. Randy Moss	192	2,939	39
10. Aaron Hernandez	175	1,956	18
11. David Givens	158	2,214	12
12. David Patten	156	2,411	16
13. Benjamin Watson	142	1,843	17
14. Daniel Graham	117	1,386	7
15. Brandon LaFell	107	1,388	17
16. Shane Vereen	106	1,006	7
17. Chris Hogan	99	1,529	11
18. Danny Woodhead	92	982	4
19. Dion Lewis	85	696	5
20. Christian Fauria	79	790	13

NO PLACE LIKE HOME

Brady made his 100th regular-season home start vs. Chicago on Oct. 26, 2014. The win improved his home record to 87-13 in his first 100 home starts, the best in NFL history since the merger.

BEST HOME REGULAR-SEASON STARTING RECORDS

(Minimum 40 Starts)

Player	Record
Tom Brady	115-18 (.864)
Terry Bradshaw	67-12 (.848)
Roger Staubach	49-10 (.831)
John Elway	95-23 (.805)
Aaron Rodgers	61-15-1 (.798)

BEST HOME REGULAR-SEASON RECORD IN FIRST 100 STARTS

Player	Record
Tom Brady	87-13 (.870)
Brett Favre	82-18 (.820)
John Elway	77-23 (.770)

by a quarterback in their first 200 starts in NFL history.

- Passed Dan Marino for third all-time with his 64th 300-yard passing game in the win at San Diego (12/7), finishing 28-of-44 for 317 yards and two touchdowns.
- Became just the fifth player in NFL history to throw 390 touchdown passes after completing 21-of-35 passes for 287 yards and two touchdowns in the win vs. Miami (12/14). It was his 10th straight game with two or more touchdown passes.
- Completed 33-of-50 passes for 367 yards and three touchdowns in the AFC Divisional win vs. Baltimore (1/10), setting an NFL record with his 46th career postseason touchdown pass. His 367 passing yards set a franchise postseason record, and it marked his seventh career playoff game with 300 or more passing yards. Also scored on a four-yard touchdown run in the first quarter. Became the first team to erase two 14-point deficits in a postseason game.
- Earned his NFL-record sixth conference championship and became the NFL's all-time leading postseason passer after completing 23-of-35 passes for 226 yards and three touchdowns in the AFC Championship win vs. Indianapolis (1/18). Also rushed three times for 13 yards.

2013 (16/16, 2/2)

- Named a co-captain for the 12th straight season.
- Named to his ninth career Pro Bowl.
- Started all 16 regular-season games and passed for 4,343 yards and 25 touchdowns.
- Engineered five game-winning performances to lead the team to victory in 2013:
 - Week 1 at Buffalo
 - Week 6 vs. New Orleans
 - Week 12 vs. Denver
 - Week 13 at Houston
 - Week 14 vs. Cleveland
- Posted four 300-yard passing performances:
 - Week 4 at Atlanta (316)
 - Week 12 vs. Denver (344)
 - Week 13 at Houston (371)
 - Week 15 at Miami (364)
- Compiled two 400-yard passing performances:
 - Week 9 vs. Pittsburgh (432)

- Week 14 vs. Cleveland (418)

- Made his eighth start in a Conference Championship game at Denver (1/19).
- Engineered the 27th fourth-quarter come-from-behind win of his career and eclipsed 45,000 career passing yards on 29-of-52 passing for 288 yards and two touchdowns at Buffalo (9/8).
- Ended his streak at 52 straight games with at least one touchdown after the Patriots were held out of the end zone at Cincinnati (10/6). Brady's streak is the second longest touchdown streak in NFL history, behind Drew Brees (54).
- Led the Patriots on an eight-play, 70-yard game-winning drive vs. New Orleans (10/13), ending in a 17-yard touchdown pass to Kenbrell Thompkins with five seconds left that gave New England a 30-27 win. The victory marked the 38th time that Brady has led his team to victory following a fourth quarter deficit or tie. In the process, Brady tied Fran Tarkenton in fourth place on the all-time touchdown pass list (342) and moved past Vinny Testaverde for eighth place on the NFL's all-time passing list with 46,286 career passing yards.
- Trailing 17-3 at halftime, Brady and the Patriots offense scored 24 unanswered points in the second half for a 27-17 win vs. Miami (10/27). Brady threw a touchdown pass to Aaron Dobson and picked up a key first down in the fourth quarter with an 8-yard scramble on a fourth-and-4.
- Amassed his 19th career four-touchdown game and 55th career 300-yard passing game vs. Pittsburgh (11/3) by completing 23-of-33 passes for 432 yards and four touchdowns. Connected with Aaron Dobson on an 81-yard touchdown pass in the fourth quarter, tying the fifth-longest pass in Brady's career and marking the sixth touchdown pass of 80 or more yards in his career.
- Made his 185th regular-season start under Bill Belichick at Carolina (11/18), marking the most starts by a quarterback under one coach in NFL history. Became the sixth QB in NFL history to reach 4,000 completions in 187 games, third-fastest behind Drew Brees (169 games) and Peyton Manning (183 games).
- Engineered the 39th game-winning performance of his career following a fourth-quarter deficit or tie vs. Denver (11/24) when the Patriots trailed 24-0 at halftime. Brady completed 34-of-50 passes for 344 yards and threw three second-half touchdowns, and the Patriots won in overtime. Became the fifth quarterback in NFL history to pass for 350 TDs when he connected with Rob Gronkowski for a 6-yard score in the third quarter. Named AFC Offensive Player of

POW AWARD WINNER

Brady has earned an NFL-record 30 Player of the Week honors after winning the award in Weeks 2, 3 and 10 of the 2017 season. Brady has earned at least three awards in one season five times (2007, 09, 11, 12 and 17). Brady has also earned 10 Player of the Month awards, the most in NFL history. Peyton Manning is second with eight.

CAREER PLAYER OF THE WEEK AWARDS

Player	Seasons	Team(s)	POW Awards
Tom Brady	2000-present	NE	30
Peyton Manning	1998-2015	IND/DEN	27
Dan Marino	1983-1999	MIA	18
Brett Favre	1991-2010	GB/NYJ/MIN	16
John Elway	1983-1998	DEN	15

40 YEAR-OLD QBs

Brady joined just 12 other quarterbacks since the 1970 merger to start an NFL regular-season game past the age of 40. The oldest player to attempt a pass in a game was George Blanda at age 48 as a member of the Oakland Raiders in the final game of his career on Dec. 21, 1975. Blanda finished with one completion on three attempts for 11 yards. Brady is the fourth Patriots player to play at 40, joining Doug Flutie (43 in 2005), Vinny Testaverde (43 in 2006) and Junior Seau (40 in 2009).

40-YEAR-OLDS TO START AT QB SINCE 1970

Player	Age at Last Start	Date of Last Start
Steve DeBerg/ATL	44 years, 9 mos.	10/25/1998 at NYJ
Warren Moon/KC	44 years, 0 mos.	11/26/2000 at SD
Vinny Testaverde/CAR	44 years, 0 mos.	12/9/2007 at JAX
Doug Flutie/SD	42 years, 2 mos.	1/2/2005 vs. KC
Earl Morrall/MIA	41 years, 6 mos.	12/1/1975 vs. NE
Tom Brady	41 years, 4 mos.	12/30/18 vs. NYJ
Brett Favre/MIN	41 years, 2 mos.	12/20/2010 vs. CHI
Len Dawson/KC	40 years, 5 mos.	12/7/1975 vs. SD
Vince Evans/OAK	40 years, 5 mos.	12/3/1995 vs. KC
Johnny Unitas/SD	40 years, 5 mos.	10/7/1973 at PIT
Matt Hasselbeck/IND	40 years, 3 mos.	12/27/2015 at MIA
Sonny Jurgensen/WAS	40 years, 3 mos.	12/15/1974 vs. CHI
Brad Johnson/DAL	40 years, 1 mo.	11/2/2008 at NYG

In NFL history, 13 other QBs aged 40+ have started at least 1 game.

Starting Quarterbacks at Age 40-or-Older NFL History

Player	W-L	TD-INT	Rating
Tom Brady	24-8	61-19	100.2
Brett Favre	13-12	36-25	90.2
Warren Moon	11-14	37-25	80.4
Vinny Testaverde	8-17	24-32	72.3
Matt Hasselbeck	5-3	9-5	84.0
Doug Flutie	3-3	10-4	80.4
Sonny Jurgensen	3-1	11-5	94.5
Charlie Conerly	2-1	7-6	61.8
Earl Morrall	2-0	6-6	74.2
Len Dawson	1-4	5-4	90.0
Vince Evans	1-2	6-8	71.5
Brad Johnson	1-2	2-5	50.5
Johnny Unitas	1-3	3-7	40.0
Steve DeBerg	0-1	3-1	80.4

Brady led the Patriots to their ninth win of the season in the victory over Miami on Nov. 26, 2017, the most ever by a 40-year old quarterback in the Super Bowl era. In 2009, Brett Favre turned 40 on Oct. 10 and led the Vikings to eight of their 12 wins that season after turning 40. Brady threw four touchdowns to push his 2017 total to 26 touchdowns, the most in a single season by a 40-year old quarterback. He moved past Brett Favre (25 in 2009) after he turned 40 in October of that year with Minnesota and Warren Moon (25 with Seattle in 1997).

Brady led the NFL with 4,577 yards passing in 2017 to become the oldest quarterback to lead the NFL. The previous oldest player to lead the league in passing was Fran Tarkenton with 3,468 yards in 1978 at age 38. Brady moved past Warren Moon (1997 with 3,678) for the most passing yards in a single season by a 40-year old quarterback.

Most Passing yards by a Player at age 40

Player	Year	Yards
Tom Brady	2017	4,577
Tom Brady	2018	4,355
Warren Moon	1997	3,678
Vinny Testaverde	2004	3,532
Brett Favre	2009	3,365

SERVICE TIME

2019 will mark Tom Brady's 20th season with the New England Patriots. Only four other players in NFL history have played 20 or more seasons with one team.

PLAYERS WHO PLAYED 19+ SEASONS WITH ONE TEAM

Player	Seasons	Team
Jason Hanson	21 (1992-2012)	Detroit
Tom Brady	20 (2001-19)	New England
Jackie Slater	20 (1976-95)	L.A./St. Louis
Darrell Green	20 (1983-2002)	Washington
Jim Marshall	19 (1961-79)	Minnesota
Bruce Matthews	19 (1983-2002)	HOU/TEN

the Week for the first time in 2013 and 24th time of his career.

- Led the Patriots to their third consecutive fourth-quarter comeback win vs. Cleveland (12/8) by throwing two touchdown passes in the final 1:01. Brady threw for over 200 yards in the second half for the third straight week and 418 yards total. The fifth comeback of the season tied a career high achieved in 2005 and 2007.
- Tied Dan Marino with his 147th career win at Baltimore (12/22), for fourth place in NFL history. With the win, Brady also earned his NFL record 11th division championship.
- Tied John Elway for third on the all-time win list with his 148th career win vs. Buffalo (12/29).
- Set a new NFL record with his 25th career playoff start and with 198 passing yards in the Divisional Playoff win vs. Indianapolis (1/14). Brady added to his NFL all-time passing record in the postseason and became the first player to ever reach 6,000 yards passing in the playoffs. Was also forced into holding duties on extra points after punter Ryan Allen left with a shoulder injury and did not return.
- Tied an NFL record with his eighth start in a conference championship game at Denver (1/19) and ran for his fourth career postseason touchdown and added one touchdown pass.

2012 (16/16, 2/2)

- Named a co-captain for the 11th straight season.
- Named to his eighth career Pro Bowl.
- Started all 16 regular season games and passed for 4,827 yards and 34 touchdowns. Averaged 301.7 yards per game in 2012 and joined Drew Brees (5) as the first NFL players to average 300 yards in at least three seasons.
- Reached 34 touchdowns in 2012, eclipsing 30 for the third straight year.
- Added a career-high four rushing touchdowns.
- Started both postseason games and went 54-of-94 for 664 yards passing, four touchdowns and an 84.7 passer rating.
- Was designated AFC Player of the Week three times:
 - Week 4 at Buffalo (9/30) after throwing for 340 yards and three touchdowns. Also rushed once for a 4-yard touchdown.
 - Week 8 after a 304-yard effort with a season-high tying four touchdowns at St. Louis (10/28).
 - Week 14 vs. Houston (12/10) after completing 21 passes for 296 yards and four touchdowns in a win over the Texans on Monday Night Football.
- Also earned FedEx Air NFL Player of the Week (Wk. 4).

POSTSEASON PROWESS

SUPER BOWL LEADER

During Brady's ninth Super Bowl start vs. L.A. Rams in Super Bowl LIII, he added to his numbers as the all-time leader in passing yards, attempts, completions, touchdown passes and starts.

SUPER BOWL PASSING YARDS

Player	Att.	Comp.	Yards
Tom Brady	392	256	2,838
Kurt Warner	132	83	1,156
Joe Montana	122	83	1,142
John Elway	152	76	1,128
Peyton Manning	155	103	1,001

SUPER BOWL PASSING TOUCHDOWNS

Player	Appearances	TD Passes
Tom Brady	9	18
Joe Montana	4	11
Terry Bradshaw	4	9
Roger Staubach	4	8
Kurt Warner	3	6
Steve Young	2	6

SUPER BOWL STARTS BY A QB

Starting QB	Team	#	Appearances
Tom Brady	NE	9	XXXVI, XXXVIII, XXXIX, XLII, XLVI, XLIX, LI, LII, LIII
John Elway	DEN	5	XXI, XXII, XXIV, XXXII, XXXIII
Terry Bradshaw	PIT	4	IX, X, XIII, XIV
Jim Kelly	BUF	4	XXV, XXVI, XXVII, XXVIII
Peyton Manning	IND/DEN	4	XLI, XLIV, XLVIII, 50
Joe Montana	SF	4	XVI, XIX, XXIII, XXIV
Roger Staubach	DAL	4	VI, X, XII, XIII

TOP PLAYOFF PASSER

Tom Brady is the NFL's all-time leader in postseason touchdown passes (73), passing yards (11,179), passing attempts (1,589) and completions (1,005).

NFL ALL-TIME LEADERS/POSTSEASON TOUCHDOWN PASSES

Player	Team(s)	Touchdowns
1. Tom Brady	New England	73
2. Joe Montana	San Fran./Kansas City	45
3. Brett Favre	Green Bay/Minnesota	44
4. Peyton Manning	Indianapolis/Denver	40
5. Aaron Rodgers	Green Bay	36
6. Drew Brees	San Diego/New Orleans	33
7. Dan Marino	Miami	32
8. Kurt Warner	St. Louis/Arizona	31

NFL ALL-TIME LEADERS/POSTSEASON PASSING YARDS

Player	Team(s)	Passing Yards
1. Tom Brady	New England	11,179
2. Peyton Manning	Indianapolis/Denver	7,339
3. Brett Favre	Green Bay/Minnesota	5,855
4. Joe Montana	San Fran./Kansas City	5,772
5. Ben Roethlisberger	Pittsburgh	5,256
6. John Elway	Denver	4,964

NFL ALL-TIME LEADERS/POSTSEASON COMPLETIONS

Player	Team(s)	Completions
1. Tom Brady	New England	1,005
2. Peyton Manning	Indianapolis/Denver	649
3. Brett Favre	Green Bay/Minnesota	481
4. Joe Montana	San Fran./Kansas City	460

SUPER BOWL RECORDS

Brady is the record holder for 15 different NFL Super Bowl records.

SUPER BOWL RECORDS

Most games played: **9**
 Most wins by a player: **6**
 Games on a winning team: **6**
 Most MVP awards: **4**
 Most 4th-quarter comebacks: **4**
 Most career passing touchdowns: **18**
 Most career pass attempts: **392**
 Most career completions: **256**
 Most career passing yards: **2,838**
 Most career 300-yard games: **4**

RECORDS SET AT SUPER BOWL LI

Most single-game pass attempts: **62**
 Most single-game completions: **43**

RECORDS SET AT OTHER SUPER BOWLS

Most passing yards in a single game: **505 in Super Bowl LIII**
 Most attempts without an interception: **48 in Super Bowls XLII & LII**
 Most consecutive completions: **16 at Super Bowl XLVI**
 Most wins by a player: **6 at Super Bowl LIII**

PLAYOFF WINNER

Tom Brady is the winningest quarterback in NFL playoff history among signal callers who have made at least 10 starts.

NFL ALL-TIME LEADERS / PLAYOFF VICTORIES AS STARTING QUARTERBACK

Player	Team(s)	Playoff Wins
Tom Brady	New England	30
Joe Montana	San Fran./K.C.	16
Terry Bradshaw	Pittsburgh	14
John Elway	Denver	14
Peyton Manning	Indianapolis/Denver	14
Brett Favre	Green Bay/Minnesota	13
Ben Roethlisberger	Pittsburgh	13
Troy Aikman	Dallas	11
Roger Staubach	Dallas	11

NFL ALL-TIME LEADERS / PLAYOFF WINNING PERCENTAGE AS STARTING QUARTERBACK (Minimum 10 Starts)

Player	Team(s)	W	L	Pct.
Bart Starr	Green Bay	9	1	.900
Jim Plunkett	Oak./L.A. Raiders	8	2	.800
Tom Brady	New England	30	10	.750
Terry Bradshaw	Pittsburgh	14	5	.737
Troy Aikman	Dallas	11	4	.733
Joe Montana	San Fran./K.C.	16	7	.696
Kurt Warner	St. Louis/Arizona	9	4	.692
John Elway	Denver	14	7	.667
Joe Flacco	Baltimore	10	5	.667
Eli Manning	N.Y. Giants	8	4	.667

BRADY'S HISTORIC RECORD

Tom Brady is one of four players in the last 100 years with six NFL Titles.

NFL PLAYERS WITH SIX NFL TITLES

Player	Titles	Championship Teams
Tom Brady	6	New England (SB XXXVI, XXXVIII, XXXIX, XLIX, LI and LIII)
Herb Adderly	6	Green Bay and Dallas (1961, 62, 65, SB I, II and VI)
Fuzzy Thurston	6	Green Bay (1958, 61, 62, 65, SB I, II)
Forrest Gregg	6	Green Bay and Dallas (1961, 62, 65, SB I, II and VI)

PLAYOFF PASSING RECORDS

Brady has set several single-game NFL playoff passing records. In the 2011 Divisional Playoff vs. Denver, Brady threw six touchdowns. In the 2007 Divisional Playoff vs. Jacksonville, he completed over 92 percent of his passes. No other quarterback has ever completed more than 90 percent in an NFL playoff game. Brady is also second all time in consecutive playoff games with a touchdown pass (18) and is first in 300-yard games (16).

NFL ALL-TIME LEADERS/POSTSEASON TOUCHDOWN PASSES, CONSECUTIVE GAMES

Player	Team(s)	Games
1. Brett Favre	GB/MIN	20 (1995-2009)
2. Tom Brady	NE	18 (2001-2011)
3. Drew Brees	NO	15 (2005-2018)

NFL ALL-TIME LEADERS/POSTSEASON COMPLETION PERCENTAGE, GAME (15 COMPLETIONS)

Player	Tm	Game	Comp. %
1. Tom Brady	NE	AFC-D: NE vs. JAX '07	92.9 (28-26)
2. Phil Simms	NYG	SB: NYG vs. DEN, '86	88.0 (25-22)
3. Kurt Warner	ARI	NFC-WC: ARI vs. GB '09	87.9 (33-29)

MOST 300-YARD GAMES IN POSTSEASON HISTORY

Player	Team(s)	300 Yard Games
Tom Brady	New England	16
Peyton Manning	Indianapolis/Denver	9
Drew Brees	San Diego/New Orleans	8
Joe Montana	San Francisco/Kansas City	6
Aaron Rodgers	Green Bay	6
Kurt Warner	St. Louis/Arizona	6
Dan Fouts	San Diego	5
Ben Roethlisberger	Pittsburgh	5

ed a streak of 201 pass attempts without an interception when he threw a pick in the first quarter, his first since a fourth quarter interception at Seattle on Oct. 14.

- Had his 17th career four-touchdown-pass performance in the win at St. Louis (10/28). Brady was named AFC Offensive Player of the Week for his efforts.
- Engineered his 36th career game-winning performance following a fourth-quarter deficit or tie in overtime win vs. N.Y. Jets (10/21). Brady completed 26 of 42 passes for 259 yards and two touchdowns and led two key drives late in the game - the first was a six-play, 54-yard drive in the final two minutes of the fourth quarter that led to the game-tying field goal and the second was a 12-play, 54-yard drive that set up the game-winning field goal.
- Threw for over 300 yards for the third consecutive game on 22-of-36 passing for 340 yards in the win at Buffalo

MOST POSTSEASON GAMES

Tom Brady has appeared in the most playoff games in NFL history.

MOST POSTSEASON APPEARANCES

Player	Team(s)	Appearances
1. Tom Brady	New England	40
2. Adam Vinatieri	NE/IND	32
3. Jerry Rice	SF/OAK/SEA	29
4. Stephen Gostkowski	New England	28
5. D.D. Lewis	Dallas	27
Peyton Manning	IND/DEN	27

MOST POSTSEASON STARTS

Tom Brady extended his NFL record by making his 40th postseason start at quarterback in Super Bowl LIII vs. the Los Angeles Rams (2/3/19).

MOST POSTSEASON STARTS BY A QUARTERBACK

Player	Team(s)	Starts
1. Tom Brady	New England	40
2. Peyton Manning	IND/DEN	27
3. Brett Favre	GB/MIN	24
4. Joe Montana	SF/KC	23
5. John Elway	Denver	21
Ben Roethlisberger	Pittsburgh	21

(9/30). Also rushed once for 4 yards and his first rushing touchdown of the season. For his efforts, earned AFC Offensive Player of the Week for the 21st time in his career. Also earned Fed-Ex Air NFL Player of the Week.

2011 (16/16, 3/3)

- Started all 16 regular season games and finished with a single-season franchise record 5,235 passing yards, threw for 39 touchdown passes and amassed a 105.6 passer rating.
- Added a then career-high three rushing touchdowns.
- Brady had a career-best 11 300-yard games in the 2011 season.
- Started all three postseason games and completed 75-of-111 passes(67.6%) for 878 yards and eight touchdowns with a 100.4 passer rating.
- Named to his seventh career Pro Bowl.
- Earned AFC Offensive Player of the Month honors twice (November and December/January).
- Was designated AFC Player of the Week three times:
 - Week 1 at Miami (9/12) after throwing for 517 yards and four touchdowns, including a 99-yard touchdown pass to Wes Welker.
 - Week 2 after a 423-yard effort with three touchdowns vs. San Diego (9/18).
 - Week 16 vs. Miami (12/24) after leading the Patriots on five straight second half scoring drives to help rally the Patriots from a 17-0 deficit in a 27-24 win over the Dolphins.
- Named the AFC Offensive Player of the Week and FedEx Air NFL Player of the Week for his record-breaking performance in the season opener in Miami (9/12) after setting a personal and franchise record with 517 passing yards.
- In Week 2 vs. San Diego (9/18), Brady became the first of the 500-yard passers to follow up his 500-yard perfor-

mance by throwing for 400 or more yards. Before Brady's performance against the Chargers, only Drew Brees (2006) had followed-up a 500-yard game with 300 or more passing yards.

- Brady threw three touchdowns against Buffalo in the 2011 season finale (1/1), marking Brady's 14th game in 2011 with two or more touchdowns, tying his franchise record for most games with two or more touchdowns in a season. Brady had 14 such games in 2007. The NFL record for most games with two or more touchdown passes in a season is 15 by Dan Marino in 1984 and Peyton Manning in 2013.
- Set an NFL record for consecutive completions in Super Bowl XLVI vs. N.Y. Giants (2/5) with 16. Became the all-time Super Bowl leader in passing yards (1,277), most passes (197) and most completions (127) with his performance in Super Bowl XLVI (2/5).
- Led his seventh career fourth-quarter playoff comeback, scoring on a 1-yard touchdown plunge on fourth-and-goal from the 1-yard line in the fourth quarter to give the Patriots a final 23-20 lead in the AFC Championship game vs. Baltimore (1/22). Tied Joe Montana for the NFL record for most playoff victories (16) and tied John Elway for most conference championships (5) by a starting quarterback.
- Set a then-franchise record for most passing yards in a playoff game with 363 vs. Denver (1/14) in the Divisional Playoffs and tied an NFL postseason record with six touchdown passes. Completed 26-of-34 passes for six touchdowns, one interception and a QB rating of 137.6 vs. Denver (1/14).
- Threw for 39 touchdowns in 2011, marking the second highest total of his career (50 in 2007).
- Completed 23-of-34 passes for 320 yards, two touchdowns and no interceptions at Denver (12/18). Added his first rushing touchdown of the season on a 1-yard rush in the second quarter.
- Threw two touchdown passes to Rob Gronkowski, who set an NFL record for TD receptions by a tight end in a season at Washington (12/11). Completed 22-of-37 passes for 357 yards and three TDs at Washington, moving him over 4,000 passing yards on the season.
- With a win at the N.Y. Jets (11/13), Brady and Belichick surpassed Pro Football Hall of Famers Dan Marino and Don Shula of Miami for the most wins (117) by a quarterback-head coach duo in the Super Bowl era.
- Set an NFL record for most passing yards over any three-game stretch (1,327) when he began the season with 517 yards at Miami (9/12), 423 yards vs. San Diego (9/18) and 387 yards at Buffalo (9/25).

2010 (16/16, 1/1)

- Became the first player ever to be unanimously selected as the Associated Press Most Valuable Player.
- Named an AFC Pro Bowl starter and was the top vote getter in fan voting.
- Named as a co-captain for the ninth straight season.
- Named Associated Press All-Pro (unanimous selection) and Associated Press Offensive Player of the Year.
- Named the Sporting News Offensive Player of the Year, Pro Football Weekly Most Valuable Player, Pro Football Weekly/PFWA All-NFL team, Peter King's SI.com Most Valuable Player, Peter King's SI.com Offensive Player of the Year, and a member of Peter King's SI.com All-Pro Offensive Team.

- Started all 16 games, finishing the season with 3,900 passing yards, an NFL-leading 36 touchdowns and only four interceptions.
- Was first in the NFL with a 7.3 touchdown percentage, a 9.0 touchdown-to-interception ratio and a then career-low and then franchise-best 0.81 interception rate, which was also the third best in NFL history and best in NFL history among quarterbacks who had at least 250 pass attempts.
- His 111.0 passer rating was first in the NFL and the fifth-best in NFL history.
- Finished the regular season with 11 consecutive starts without an interception - the most by a quarterback since the 1970 merger. Also set an NFL record for most consecutive pass attempts without an interception, which ended at 358 in early 2011.
- Threw a touchdown pass in all 16 games of the regular season for the first time in his career, joining five other quarterbacks since the NFL went to a 16-game season in 1978 to have at least one touchdown pass in each game (Daunte Culpepper, 2004; Brett Favre, 2003; Kurt Warner, 1999; Dan Marino, 1986 and 1984; Dave Krieg, 1984).
- Had two or more touchdowns in 12 games, including two four-touchdown games in back-to-back weeks at Detroit (11/25) and vs. N.Y. Jets (12/6).
- Passed Brett Favre with his 26th consecutive home win, vs. N.Y. Jets (12/6), setting a new NFL record. The streak concluded in 2011 after 31 straight home wins.
- Named AFC Offensive Player of the Month for December/January after throwing for 1,197 yards on 88-of-136 passing for 13 touchdowns and no interceptions in the final five games of the regular season.
- Earned AFC Offensive Player of the week twice:
 - Week 12 at Detroit after finishing with a perfect quarterback rating for the second time in his career, completing 21-of-27 passes for 341 yards with four touchdowns and no interceptions (11/25).
 - Week 13 vs. N.Y. Jets (12/6), completing 21-of-29 passes for 326 yards and four touchdowns.
- Received FedEx Air Player of the Week honors after throwing for 369 yards on 27-of-40 passing and two touchdowns in snowy conditions at Chicago (12/12).
- Engineered his 30th career game-winning performance to lead his team back from a fourth quarter deficit. The Patriots trailed Baltimore 20-10 with 14:53 remaining in the game. From there, Brady completed 16-of-24 passes for 156 yards, one touchdown and one interception as New England scored the game's final 13 points in a 23-20 overtime win. He finished the game 27-of-44 for 292 yards, one TD and one interception (10/17).
- Won his 100th game as a starter at Miami (10/4), becoming only the 11th NFL quarterback to register 100 wins as a starter, and reaching the milestone in the fewest number of starts (131) among quarterbacks who began their careers in the Super Bowl era (since 1966).
- Engineered his 31st career comeback vs. Green Bay (12/19) after completing five-of-six passes for 82 yards to lead the Patriots on touchdown and field goal drives to rally from a 27-21 deficit to a 31-27 win.

2009 (16/16, 1/1)

- Named offensive co-captain by his teammates.
- Named AP Comeback Player of the Year.
- Named to his fifth Pro Bowl.

- Named AFC Offensive Player of the Month for October. Brady led New England to a 3-1 record in October, including a 59-0 win over Tennessee and a 38-7 win over Tampa Bay. He completed 92-of-131 passes (70.2 percent) for 1,161 yards, 12 touchdowns and a 121.7 passer rating during the month.
- Named AFC Offensive Player of the Week three times in 2009:
 - Week 1 vs. Buffalo after throwing two touchdown passes in the final two minutes to rally the Patriots from a 24-13 deficit to a 25-24 victory.
 - Week 6 vs. Tennessee after throwing for 380 yards and six touchdowns in a 59-0 victory.
 - Week 16 vs. Jacksonville after completing 23-of-26 passes for 267 yards with four touchdowns in a 35-7 victory.
- Finished the season with 4,398 passing yards and 28 touchdowns.
- Became the Patriots all-time leading passer, surpassing Drew Bledsoe on an 11-yard completion to WR Sam Aiken at New Orleans (11/30).
- Posted his franchise-record third season with over 4,000 passing yards.
- Brady completed 29-of-34 pass attempts for 380 yards and six touchdowns vs. Tennessee (10/18). Brady had 345 yards passing in the first half, setting a Patriots record for most passing yards in a half. His previous best was 291 yards passing in the first half at Miami on Oct. 21, 2007.
- Against Tennessee, Brady directed a New England offense that set a franchise record for total yards (619) and points scored (59).
- In a historic second quarter, Brady threw five touchdowns, the highest in a single quarter in NFL history. His five touchdowns also tied the most in Brady's career in a single half. Brady also had five touchdowns in the first half at Miami on Oct. 21, 2007.
- Brady tied a career high with six total touchdown passes. He also had six scoring passes on Oct. 21, 2007 at Miami.
- His 81-yard touchdown pass to WR Sam Aiken at Miami (11/8) was his longest pass of the season.
- Had a stretch of five straight games with 300 yards or more.
- Threw two or more touchdowns in a game seven times in 2009.
- Had the two highest regular-season completion percentage games in team history at the time:
 - Established a Patriots team record for best completion percentage ever vs. Jacksonville (12/27) when he completed 23-of-26 pass attempts for a .885 completion percentage, which is tied for 8th highest in NFL regular-season history.
 - Had the then second-best completion percentage vs. Tennessee (10/18) when he completed 29-of-34 passes for .853 completion percentage.

2008 (1/1)

- Named an offensive co-captain by his teammates for the seventh straight season.
- Started at quarterback in the season opener vs. Kansas City (9/8) and completed 7-of-11 passes for 76 yards before leaving the game with a knee injury.
- Placed on injured reserve on Sept. 9 with a knee injury.

2007 (16/16, 3/0)

- Voted Associated Press NFL Most Valuable Player.
- Was an AP All-Pro First Team selection in addition to being named its Offensive Player of the Year and Male Athlete of the Year.
- Earned his fourth career Pro Bowl selection.
- Was voted an offensive co-captain by his teammates.
- Set the NFL's then single-season touchdown pass record with his 50th touchdown of the season with a 65-yard touchdown completion to Randy Moss, his second scoring strike of the game in the Patriots 38-35 win over the New York Giants (12/29).
- Established a then-Patriots franchise record for passing yards in a season with 4,806 passing yards.
- Set career single-season highs in five statistical categories including completions (389), completion percentage (68.9), passing yards (4,806), touchdown passes (50) and passer rating (117.2) in 2007.
- Named AFC Offensive Player of the Month for the first time in his career in September and a second time in the month of October.
- Named AFC Offensive Player of the Week five times in 2007 (Wk. 3, Wk. 6, Wk. 7, Wk. 14, Wk. 17).
- Passed Steve Grogan as the Patriots career touchdown leader with his 183rd touchdown pass on a 6-yard connection to Randy Moss in the second quarter of the Patriots 56-10 rout vs. Buffalo (11/18). Set an NFL record with his 10th straight game with three or more touchdown passes.
- Made his 100th career start and completed 31-of-46 pass attempts for 388 yards and five touchdowns while leading the Patriots to their highest point total in 23 years in a 48-27 victory over the Dallas Cowboys (10/14).
- Set a career high and became the 17th quarterback in NFL history to achieve a perfect passer rating of 158.3 in a game while setting a franchise record with six touchdown passes in the Patriots 49-28 victory over the Miami Dolphins (10/21). Broke the franchise record with his sixth touchdown pass of the game on his second hookup with Wes Welker, a 16-yard strike.
- Turned in his fifth game of the season with four or more touchdown passes and his seventh game with 300-plus passing yards while completing 32-of-46 passes for 399 yards — the second highest total of his career — and four touchdowns in the Patriots victory over the Pittsburgh Steelers (12/9).
- Led the Patriots to victory after trailing in the fourth quarter for the 28th time of his career, and the fourth time in 2007, as New England completed its regular-season schedule undefeated for just the fourth time in NFL history with a 38-35 comeback win over the N.Y. Giants (12/29). Tied and then broke the NFL's all-time single-season touchdown pass record with his 49th and 50th touchdown passes of the season, both to Randy Moss, while completing 32-of-42 pass attempts for 356 yards. Found Moss in the back right hand corner of the end zone on a 4-yard touchdown strike for his 49th passing touchdown of the season, tying Peyton Manning for the single-season record. Broke the all-time single-season touchdown pass record with his 50th scoring strike of the season, a 65-yard connection to Moss down the right sideline on a go-rout.
- Completed his first 16 passes of the game and went on to finish the game with an NFL-record 92.9 completion

percentage as he completed 26-of-28 pass attempts and added three touchdowns in the Patriots 31-20 win vs. Jacksonville (1/12) in the divisional playoffs.

- Completed 29-of-48 pass attempts for 266 yards and one touchdown in Super Bowl XLII (2/3).

2006 (16/16, 3/3)

- Was voted an offensive co-captain by his teammates.
- Finished third in the AFC with 3,529 passing yards, 319 completions and 24 touchdown passes.
- Threw four touchdowns in a game twice - at Minnesota (10/30) and at Green Bay (11/19).
- Recorded a 100.0 or higher passer rating six times in 2006.
- Recorded 300 or more passing yards three times in 2006.
- Was named FedEx Air NFL Player of the Week after completing 29-of-43 passes for 372 yards with four touchdowns and an interception against the Vikings (10/30).
- Kept the Patriots final scoring drive alive in the victory vs. Chicago (11/26) by juking Brian Urlacher and gaining 11 yards on a third-and-9 scramble in the fourth quarter.
- Rushed for a career-high 31 yards on 10 carries in the victory over Jacksonville (12/24).
- Completed 22-of-34 passes for 212 yards and two touchdowns in the Patriots AFC Wild Card victory over the Jets (1/7).
- Connected on 27-of-51 passes for 280 yards and two touchdowns with three interceptions in the Patriots AFC Divisional playoff victory over San Diego (1/14). Quarterbacked his 24th career game-winning drive following a fourth quarter deficit. Kept the Patriots game-tying touchdown drive alive with a 12-yard pass to Jabar Gaffney on third-and-3 in the fourth quarter. Two plays later, found Reche Caldwell in the corner of the end zone for a 4-yard touchdown in the fourth quarter.
- Completed 21-of-34 passes for 232 yards and a touchdown in the AFC Championship Game at Indianapolis (1/21). Kept the Patriots second touchdown drive alive with a 27-yard completion to Troy Brown on fourth-and-6 in the second quarter.

2005 (16/16, 2/2)

- Selected to his third Pro Bowl.
- Led the NFL with a then career-high 4,110 passing yards.
- Finished second in the AFC with 334 completions.
- Finished third in the AFC with 26 touchdown passes.
- Was voted an offensive co-captain for the 2005 season by his teammates.
- Recorded six passer ratings of 100.0 or higher, four 300-yard passing performances and four game-winning drives.
- Became just the second player in Patriots history to pass for more than 4,000 yards in a season.
- Named AFC Offensive Player of the Week after registering a 140.4 passer rating and completing 22-of-27 passes for 350 yards and three touchdowns against the Atlanta Falcons (10/9).
- Completed 15-of-27 passes for 201 yards and three touchdowns against Jacksonville (1/7), setting an NFL-record with his 10th consecutive playoff victory as a starting quarterback.

2004 (16/16, 3/3)

- Named to his second career Pro Bowl as the Patriots won Super Bowl XXXIX.
- Registered a then career-high 92.6 passer rating, the second highest rating in Patriots history at the time.
- Finished second in the AFC with 28 touchdown passes.
- Led the NFL with a 109.4 passer rating in the playoffs and was the only quarterback in the playoffs not to throw an interception in 2004.
- Was voted an offensive co-captain for the 2004 season by his teammates.
- Completed 18-of-27 passes for 144 yards and a touchdown for a 92.2 passer rating in the Patriots 20-3 victory over the Indianapolis Colts (1/16) in the Divisional Playoffs. Gave the Patriots a commanding 20-3 lead with a 1-yard touchdown plunge with 7:10 remaining in the game.
- Connected on 14-of-21 passes for 207 yards and two touchdowns in the Patriots 41-27 AFC Championship victory over the Pittsburgh Steelers (1/23). Amassed a 130.5 passer rating, the highest rating of his playoff career and the fourth highest rating in any game in his career. Found a streaking Deion Branch for a season-long 60-yard touchdown bomb in the first quarter.
- Became the Patriots all-time playoff touchdown leader with the 60-yard scoring pass, the eighth passing touchdown of his playoff career.
- Completed 23-of-33 passes for 236 yards and two touchdowns for a 110.2 passer rating in the Patriots 24-21 victory over the Philadelphia Eagles in Super Bowl XXXIX. Tied Bart Starr for the NFL record with his ninth consecutive playoff victory.

2003 (16/16, 3/3)

- Named Super Bowl XXXVIII MVP after completing 32-of-48 passes for 354 yards and three touchdowns as the Patriots beat Carolina 32-29 and won their second title in three seasons.
- Capped off a regular season in which he completed 317 passes for 3,620 yards and 23 touchdowns.
- Ranked second in the AFC in pass attempts (527), third in passing yards (3,620) and fourth in completions (317).
- Recorded three touchdown passes of 50 yards or more.
- Completed seven passes for 45 yards or more.
- Recorded six games with a passer rating of more than 100.0.
- Did not throw an interception at home in the regular season.
- Named AFC Offensive Player of the Week, FedEx Air Player of the Week and Snickers Hungriest Player of the Game after completing 20-of-35 passes for 350 yards and three touchdowns in New England's 30-26 come-from-behind victory over the Denver Broncos on Monday Night Football (11/3). Connected on four-of-five passes for 58 yards in the Patriots game-winning touchdown drive in the fourth quarter. Concluded the six-play, game-winning drive by finding David Givens for an 18-yard touchdown strike in the corner of the end zone with 30 seconds remaining in the game.
- Connected on 29-of-47 passes for 368 yards and two touchdowns in the Patriots come-from-behind 23-20 overtime victory over the Houston Texans (11/23). Engineered the 12th fourth quarter or overtime comeback of his career. Rolled out on a bootleg and found Daniel Graham in the

end zone for a 4-yard touchdown on fourth-and-1 to tie the game at 20 with 40 seconds remaining in regulation.

- Named AFC Offensive Player of the Week for his four-touchdown performance against the Buffalo Bills (12/27). Registered a season-high 122.9 passer rating while completing 21-of-32 passes for 204 yards and a season-high four touchdowns in the Patriots 31-0 victory over the Bills.
- Completed 21-of-41 passes for 201 yards and a touchdown in the Patriots 17-14 Divisional Playoff victory over the Tennessee Titans (1/10).
- Connected on 22-of-37 passes for 237 yards and a touchdown in the Patriots 24-14 AFC Championship victory over the Indianapolis Colts (1/18). Connected with David Givens for a 7-yard touchdown reception on a hitch-and-go to give the Patriots an early 7-0 lead.
- Earned Super Bowl MVP honors after completing 32-of-48 passes for 354 yards and three touchdowns against the Carolina Panthers in Super Bowl XXXVIII. Completed 4-of-5 passes in the final 1:08 to lead the Patriots on a Super Bowl-winning drive that culminated in Adam Vinatieri's winning field goal with four seconds left in the contest.

2002 (16/16)

- Led the NFL with 28 touchdown passes.
- Completed 373-of-601 passes for 3,764 yards while starting all 16 games at quarterback.
- Ranked third in the AFC in attempts (601), fourth in completions (373) and fourth in passing yards (3,764).
- Posted a touchdown-to-interception ratio of +14 in 2002, the fourth highest total in the NFL.
- Recorded six ratings of over 100.0 in 2002 (all victories), the highest single-season total by a Patriot since Drew Bledsoe recorded seven during the 1996 season.
- Named AFC Offensive Player of the Week after completing 67.4 percent of his passes for 294 yards and three touchdowns without an interception in the Patriots 30-14 win vs. Pittsburgh (9/9) on Monday Night Football. Threw on 25 straight plays between the first and third quarters, completing 18 of those passes in that game (9/9).
- Became the fifth quarterback in Patriots history to throw for over 400 yards in a game, completing 72 percent of his passes and throwing for four touchdowns in the Patriots 41-38 overtime win over the Kansas City Chiefs (9/22). His 410 yards ranks as the 15th most prolific single-game passing performance in Patriots history.

2001 (15/14, 3/3)

- Started 14 of 15 regular season games at quarterback and completed 264 of 413 passes for 2,843 yards, while throwing 18 touchdowns and 12 interceptions.
- His 63.9 completion percentage set a new Patriots single-season best, eclipsing the mark set by Tony Eason (61.6, 1986).
- Finished the season ranked third in the AFC and sixth in the NFL with a 86.5 passer rating.
- Set NFL record for most pass attempts to start a career without throwing an interception (162). Dallas QB Dak Prescott eclipsed Brady's record on 10/16/16 when the rookie extended his record to 176 passes without a pick.
- Made first NFL start and completed 13-of-23 passes for 168 yards in 44-13 victory over Indianapolis (9/30). Became the first Patriots quarterback to win his first NFL start since

Scott Zolak won at Indianapolis (11/15/92).

- Named AFC Offensive Player of the Week following his performance in the Patriots 29-26 overtime victory over San Diego (10/14). Completed his first NFL touchdown pass on a 21-yard connection to Terry Glenn. Threw 54 passes with 33 completions, tying him for eighth in team history in both categories. Completed 13-of-19 passes for 130 yards during two fourth quarter comeback scoring drives and the game-winning overtime scoring drive.
- Connected with David Patten on a 91-yard touchdown pass against Indianapolis (10/21), the longest play from scrimmage in franchise history at the time. Completed all seven of his pass attempts in the first half for 134 yards and two touchdowns.
- Named AFC Player of the Week after notching a season-high four touchdowns while completing 19 of 26 passes for 268 yards in a 34-17 victory over the New Orleans Saints (11/25). Earned a passer rating of 143.9, his third rating over 100 during the season.
- Made his first postseason start and set Patriots single-game postseason highs with 52 attempts, 32 completions and 312 yards in the Patriots divisional playoff victory over Oakland (1/19). Became first quarterback in franchise history to record a postseason rushing touchdown with a 6-yard scamper. Completed all eight of his pass attempts for 45 yards in overtime as the Patriots marched 61 yards on 15 plays to set up an Adam Vinatieri 23-yard game-winning field goal for the victory.
- Led the team in completions (12), yards (115), completion percentage (66.7 percent) and passer rating (84.3) despite leaving the AFC Championship Game victory over at Pittsburgh (1/27) late in the second quarter with an injury and not returning.
- Named Super Bowl XXXVI MVP after connecting on 16 of 27 passes for 145 yards and one touchdown vs. St. Louis (2/3). Completed 5-of-8 passes for 53 yards on the game-winning drive that began with 1:21 remaining in the fourth quarter with the game tied at 17 and ended with an Adam Vinatieri 48-yard field goal as time expired.

2000 (1/0)

- Saw action in a reserve role at quarterback in one contest.
- Listed among the Patriots inactives for 14 weeks during the season.
- Active but did not play against Cincinnati (11/19).
- Entered his first NFL game in the fourth quarter and completed 1-of-3 passes for 6 yards against the Detroit Lions (11/23). Completed his first NFL pass to Rod Rutledge for 6 yards.

COLLEGE

- Brady earned three letters at Michigan (1997-99) and recorded a 20-5 record as a two-year starter for the Wolverines.
- Started all 25 games of his junior and senior seasons, including victories in the 1999 Citrus Bowl and the 2000 Orange Bowl.
- Led the Wolverines to 15 wins in a 16-game span from 1998-99.
- Finished his career ranking third in Michigan history with 710 attempts and 442 completions, fourth with 5,351 yards and a 62.3 completion percentage and fifth with 35 touchdown passes.

- Completed 31-of-56 attempts for 375 yards against Ohio State to establish school single game-records, breaking the old marks of 52 attempts for 372 yards by Scott Dreisbach vs. Virginia in 1995 and 29 completions by Todd Collins vs. Oklahoma State in 1992.
- Threw at least one touchdown pass in all 16 Big Ten conference games as a starter.
- As a senior in 1999 was named All-Big Ten Conference second-team selection and team MVP after completing 214-of-341 passes (62.8 percent) for 2,586 yards, 20 touchdowns and only six interceptions.
- Led Michigan to the Big Ten title as a junior in 1998.
- Served as Brian Griese's backup during the Wolverines national championship season, in which they went 12-0 in 1997.

PERSONAL

- Thomas Brady was born the son of Tom and Galynn Brady on Aug. 3, 1977 in San Mateo, Calif.
- Blue Chip Illustrated and Prep Football Report All-American selection at Junipero Serra High in San Mateo, Calif.
- Added all-state and All-Far West honors as the team's Most Valuable Player.
- Earned two letters in both football and baseball.
- Was the starting varsity quarterback for two seasons (1993-94) and completed 236-of-447 passes (52.8 percent) for 3,702 yards and 31 touchdowns during his high school career.
- Drafted in the 18th round of the 1995 Major League Baseball draft as a catcher by the Montreal Expos.
- Inducted into the Junipero Serra High School Hall of Fame in 2003, joining fellow Serra High graduates Barry Bonds, Lynn Swann, Gregg Jeffries, Jim Fregosi, and his older sister Maureen, among many others.



TOM BRADY STATISTICS

POS: QB HT: 6-4 WT: 225 LBS YEAR: 20TH ACQ: D6B-00 (199TH) COLLEGE: MICHIGAN BORN: 8/3/77

REGULAR SEASON PASSING STATISTICS

Year	Team	G/S	Att	Cmp	Yds	Yds/Att	Pct	TD	TD %	Int	Int %	Lg	Sacks	Rating
2000	Patriots	1/0	3	1	6	2.00	33.3	0	0.0	0	0.0	6	0/0	42.4
2001	Patriots	15/14	413	264	2,843	6.88	63.9	18	4.4	12	2.9	91t	41/216	86.5
2002	Patriots	16/16	601	373	3,764	6.26	62.1	28	4.7	14	2.3	49t	31/190	85.7
2003	Patriots	16/16	527	317	3,620	6.87	60.2	23	4.4	12	2.3	82t	32/219	85.9
2004	Patriots	16/16	474	288	3,692	7.79	60.8	28	5.9	14	3.0	50	26/162	92.6
2005	Patriots	16/16	530	334	4,110	7.75	63.0	26	4.9	14	2.6	71	26/188	92.3
2006	Patriots	16/16	516	319	3,529	6.84	61.8	24	4.7	12	2.3	62t	26/175	87.9
2007	Patriots	16/16	578	398	4,806	8.31	68.9	50	8.7	8	1.4	69t	21/128	117.2
2008	Patriots	1/1	11	7	76	6.91	63.6	0	0.0	0	0.0	26	0/0	83.9
2009	Patriots	16/16	565	371	4,398	7.78	65.7	28	5.0	13	2.3	81t	16/86	96.2
2010	Patriots	16/16	492	324	3,900	7.93	65.9	36	7.3	4	0.8	79t	25/175	111.0
2011	Patriots	16/16	611	401	5,235	8.57	65.6	39	6.4	12	1.9	99t	32/173	105.6
2012	Patriots	16/16	637	401	4,827	7.58	63.0	34	5.3	8	1.3	83t	27/182	98.7
2013	Patriots	16/16	628	380	4,343	6.92	60.5	25	4.0	11	1.8	81t	40/256	87.3
2014	Patriots	16/16	582	373	4,109	7.14	64.1	33	5.7	9	1.5	69t	21/134	97.4
2015	Patriots	16/16	624	402	4,770	7.64	64.4	36	5.8	7	1.1	76t	38/225	102.2
2016	Patriots	12/12	432	291	3,554	8.23	67.4	28	6.5	2	0.5	79t	15/87	112.2
2017	Patriots	16/16	581	385	4,577	7.88	66.3	32	5.5	8	1.4	64t	35/201	102.8
2018	Patriots	16/16	570	375	4,355	7.64	65.8	29	5.1	11	1.9	63t	21/147	97.7
Totals	19 Years	269/267	9,375	6,004	70,514	7.52	64.0	517	5.5	171	1.8	99t	473/2,944	97.6

POSTSEASON PASSING STATISTICS

Year	Team	G/S	Att	Cmp	Yds	Yds/Att	Pct	TD	TD %	Int	Int %	Lg	Sacks	Rating
2001	Patriots	3/3	97	60	572	5.90	61.9	1	1.0	1	1.0	29	5/36	77.3
2003	Patriots	3/3	126	75	792	6.29	59.5	5	4.0	2	1.6	52t	0/0	84.5
2004	Patriots	3/3	81	55	587	7.25	67.9	5	6.2	0	0.0	60t	7/57	109.4
2005	Patriots	2/2	63	35	542	8.60	55.6	4	6.3	2	3.2	73t	4/12	92.2
2006	Patriots	3/3	119	70	724	6.08	58.8	5	4.2	4	3.4	49	4/22	76.5
2007	Patriots	3/3	109	77	737	6.76	70.6	6	5.5	3	2.8	53	8/52	96.0
2009	Patriots	1/1	42	23	154	3.67	54.8	2	4.8	3	7.1	24	3/22	49.1
2010	Patriots	1/1	45	29	299	6.64	64.4	2	4.4	1	2.2	37	5/40	89.0
2011	Patriots	3/3	111	75	878	7.91	67.6	8	7.2	4	3.6	61t	3/15	100.4
2012	Patriots	2/2	94	54	664	7.06	57.4	4	4.3	2	2.1	47	1/9	84.7
2013	Patriots	2/2	63	37	475	7.54	58.7	1	1.6	0	0.0	53	4/34	87.7
2014	Patriots	3/3	135	93	921	6.82	68.9	10	7.4	4	3.0	46	4/24	100.3
2015	Patriots	2/2	98	55	612	6.24	56.1	3	3.1	2	2.0	42	4/18	76.6
2016	Patriots	3/3	142	93	1,137	8.00	65.5	7	4.9	3	2.1	48	9/42	97.7
2017	Patriots	3/3	139	89	1,132	8.14	64.0	8	5.8	0	0.0	50	4/17	108.6
2018	Patriots	3/3	125	85	953	7.60	68.0	2	1.6	3	2.4	35	1/89	85.9
Totals	16 Years	40/40	1,589	1,005	11,179	7.00	63.2	73	4.6	34	2.1	73t	66/409	90.5

RUSHING STATISTICS

REGULAR SEASON					POSTSEASON												
Year	Team	No	Yds	Avg	Lg	TD	No	Lost	Year	Team	No	Yds	Avg	Lg	TD	No	Lost
2000	Patriots	0	0	0.0	0	0	0	0	2001	Patriots	8	22	2.8	6t	1	1	0
2001	Patriots	36	43	1.2	12	0	12	3	2003	Patriots	12	18	1.5	12	0	0	0
2002	Patriots	42	110	2.6	15	1	11	5	2004	Patriots	7	3	0.4	3	1	1	1
2003	Patriots	42	63	1.5	11	1	13	5	2005	Patriots	3	8	2.7	7	0	2	0
2004	Patriots	43	28	0.7	10	0	7	5	2006	Patriots	8	18	2.3	12	0	2	0
2005	Patriots	27	89	3.3	15	1	4	3	2007	Patriots	4	-1	-0.3	2	0	1	1
2006	Patriots	49	102	2.1	22	0	12	4	2009	Patriots	0	0	0.0	0	0	1	1
2007	Patriots	37	98	2.6	19	2	6	4	2010	Patriots	2	2	1.0	3	0	1	0
2008	Patriots	0	0	0.0	0	0	0	0	2011	Patriots	9	10	1.1	4	1	0	0
2009	Patriots	29	44	1.5	9	1	4	2	2012	Patriots	3	4	1.3	3	0	0	0
2010	Patriots	31	30	1.0	9	1	3	1	2013	Patriots	3	6	2.0	5t	1	1	0
2011	Patriots	43	109	2.5	13	3	6	2	2014	Patriots	11	10	0.9	9	1	0	0
2012	Patriots	23	32	1.4	7	4	2	0	2015	Patriots	9	19	2.1	11	1	0	0
2013	Patriots	32	18	0.6	11	0	9	3	2016	Patriots	9	13	1.4	15	0	0	0
2014	Patriots	36	57	1.6	17	0	6	3	2017	Patriots	7	8	1.1	6	0	0	0
2014	Patriots	36	57	1.6	17	0	6	3	2018	Patriots	5	-4	-0.8	0	0	1	0
2015	Patriots	34	53	1.6	13	3	6	2	Totals - 16 Years	100	136	1.4	22	19	12	4	
2016	Patriots	28	64	2.3	15	0	5	0									
2017	Patriots	25	28	1.1	7	0	7										
2018	Patriots	23	35	1.5	10	2	4										
Totals - 19 Years		580	1,003	1.7	22	19	116										

ADDITIONAL STATISTICS: **Receiving** — 2001: 1 for 23 yards (12/22/01 vs. Miami); 2015: 1 for 36 yards (12/6/15 vs. Philadelphia); 2018: 1 for 62 yards (11/11/18 at Tennessee). **Punting** — 2003: 1 for 36 yards, downed at 1-yard line (12/7/03 vs. Miami); 2011: 1 for 48 yards, downed at 10-yard line (1/14/12 vs. Denver); 2013: 1 for 32 yards, fair caught at 22-yard line (12/29/13 vs. Buffalo).

BRADY'S CAREER GAME-BY-GAME

2000	OPPONENT	P/S	ATT	CMP	PASSING					LG	INT	S	YDS	RATING	RUSHING				
					YDS	PCT	TD	LG	INT						S	YDS	RUSH	YDS	LG
11/23	at Detroit	p	3	1	6	33.3	0	6	0	0	0	0	42.4	-	-	-	-	L	9-34
2000 Totals			1/0	3	1	6	33.3	0	6	0	0	0	42.2	0	0	0	0		0-0
2001	OPPONENT	P/S	ATT	CMP	PASSING					LG	INT	S	YDS	RATING	RUSHING				
					YDS	PCT	TD	LG	INT						S	YDS	RUSH	YDS	LG
09/09	at Cincinnati																	L	17-23
09/23	N.Y. Jets	p	10	5	46	50.0	0	21	0	0	0	62.9	1	9	9	0	L	3-10	
09/30	Indianapolis	S	23	13	168	56.5	0	38	0	1	9	79.6	1	2	2	0	W	44-13	
10/07	at Miami	S	24	12	86	50.0	0	15	0	4	17	58.7	2	9	9	0	L	10-30	
10/14	San Diego	S	54	33	364	61.1	2	26	0	3	19	93.4	1	0	0	0	W	29-26 ot	
10/21	at Indianapolis	S	20	16	202	80.0	3	91t	0	0	0	148.3	2	-2	-1	0	W	38-17	
10/28	Denver	S	38	25	203	65.8	2	30t	4	2	20	57.1	2	-1	0	0	L	20-31	
11/04	at Atlanta	S	31	21	250	67.7	3	44t	0	3	14	124.4	3	0	1	0	W	24-10	
11/11	Buffalo	S	21	15	107	71.4	1	26	1	7	36	78.9	4	-1	2	0	W	21-11	
11/18	St. Louis	S	27	19	185	70.4	1	27	2	2	6	70.8	2	6	7	0	L	24-17	
11/25	New Orleans	S	26	19	258	73.1	4	41t	0	4	17	143.9	4	14	11	0	W	34-17	
12/02	at N.Y. Jets	S	28	20	213	71.4	0	46	0	3	22	93.3	3	0	2	0	W	17-16	
12/09	Cleveland	S	28	19	218	67.9	0	23	2	3	9	61.3	4	-3	0	0	W	27-16	
12/16	at Buffalo	S	35	19	237	54.3	0	40	1	5	31	63.6	3	13	12	0	W	12-9 ot	
12/22	Miami	S	19	11	108	57.9	1	23t	0	3	14	91.6	3	-5	-1	0	W	20-13	
01/06	at Carolina	S	29	17	198	58.6	1	31	2	1	2	62.1	1	2	2	0	W	38-6	
2001 Totals			15/14	413	264	2843	63.9	18	91t	12	41	216	86.5	36	43	12	0		11-3
01/19	Oakland	S	52	32	312	61.5	0	29	1	2	15	70.4	5	16	6t	1	W	16-13 ot	
01/27	at Pittsburgh	S	18	12	115	66.7	0	28	0	2	14	84.3	2	3	2	0	W	24-17	
02/03	St. Louis	S	27	16	145	59.3	1	23	0	1	7	86.2	1	3	3	0	W	20-17	
2001 Postseason			3/3	97	60	572	61.9	1	29	1	5	36	77.3	8	22	6t	1		3-0
2002	OPPONENT	P/S	ATT	CMP	PASSING					LG	INT	S	YDS	RATING	RUSHING				
					YDS	PCT	TD	LG	INT						S	YDS	RUSH	YDS	LG
09/09	Pittsburgh	S	43	29	294	67.4	3	40t	0	2	14	110.0	-	-	-	-	W	30-14	
09/15	at N.Y. Jets	S	35	25	269	71.4	2	49t	1	0	0	100.8	2	5	4	0	W	44-7	
09/22	Kansas City	S	54	39	410	72.2	4	38t	1	4	11	110.9	1	2	2	0	W	41-38 ot	
09/29	at San Diego	S	53	36	353	67.9	2	26	2	0	0	83.3	1	3	3	0	L	14-21	
10/05	at Miami	S	31	17	240	54.8	2	34t	2	3	32	74.7	1	0	0	0	L	13-26	
10/13	Green Bay	S	44	24	183	54.5	1	18	3	2	17	44.0	5	26	12	0	L	10-28	
10/27	Denver	S	29	15	130	51.7	1	17	0	5	20	75.4	2	5	4	0	L	16-24	
11/03	at Buffalo	S	26	22	265	84.6	3	31	0	1	2	147.6	1	-1	-1	0	W	38-7	
11/10	at Chicago	S	55	36	328	65.5	3	36t	1	2	13	92.1	3	16	13	0	W	33-30	
11/17	at Oakland	S	30	18	172	60.0	0	33	0	4	25	76.0	1	1	1	0	L	20-27	
11/24	Minnesota	S	34	21	239	61.8	3	27	0	2	20	112.3	6	4	5	0	W	24-17	
11/28	at Detroit	S	30	18	210	60.0	0	28	1	0	0	67.4	4	-12	8	0	W	20-12	
12/08	Buffalo	S	27	15	183	55.6	2	41	0	0	0	101.3	5	-5	0	0	W	27-17	
12/16	at Tennessee	S	29	14	134	48.3	0	35	1	3	17	47.2	2	10	10t	1	L	7-24	
12/22	N.Y. Jets	S	37	19	133	51.4	1	15	1	2	14	57.6	4	24	15	0	L	17-30	
12/29	Miami	S	44	25	221	56.8	1	23	1	1	5	68.5	4	8	4	0	W	27-24 ot	
2002 Totals			16/16	601	373	3764	62.1	28	49t	14	31	190	85.7	42	110	15	1		9-7
2003	OPPONENT	P/S	ATT	CMP	PASSING					LG	INT	S	YDS	RATING	RUSHING				
					YDS	PCT	TD	LG	INT						S	YDS	RUSH	YDS	LG
09/07	at Buffalo	S	28	14	123	50.0	0	42	4	2	20	22.5	-	-	-	-	L	0-31	
09/14	at Philadelphia	S	44	30	255	68.2	3	27	0	2	8	105.8	6	7	4	0	W	31-10	
09/21	N.Y. Jets	S	25	15	181	60.0	0	31	0	5	34	82.3	3	-1	1	1	W	23-16	
09/28	at Washington	S	38	25	289	65.8	2	29	3	1	8	73.2	1	2	2	0	L	17-20	
10/05	Tennessee	S	31	17	219	54.8	1	58	0	3	26	88.0	3	2	4	0	W	38-30	
10/12	N.Y. Giants	S	21	8	112	38.1	0	39	0	2	21	56.1	3	0	2	0	W	17-6	
10/19	at Miami	S	34	24	283	70.6	2	82	0	1	10	115.2	3	10	5	0	W	19-13 ot	
10/26	Cleveland	S	33	20	259	60.6	0	45	0	1	6	85.3	2	-2	-1	0	W	9-3	
11/03	at Denver	S	35	20	350	57.1	3	66	1	0	0	108.0	2	-1	0	0	W	30-26	
11/16	Dallas	S	45	15	212	44.1	0	57	0	2	9	64.8	1	3	3	0	W	12-0	
11/23	at Houston	S	47	29	368	61.7	2	33	2	4	24	82.6	6	15	6	0	W	23-20 ot	
11/30	Indianapolis	S	35	26	236	74.3	2	31	2	2	10	87.3	2	-1	0	0	W	38-34	
12/07	Miami	S	31	16	163	51.6	0	25	0	3	13	67.0	2	-2	-1	0	W	12-0	
12/14	Jacksonville	S	34	22	228	64.7	2	32	0	2	16	103.6	1	7	7	0	W	27-13	

PLAYERS

BRADY'S CAREER GAME-BY-GAME (CONT.)

PLAYERS

12/20	at N.Y. Jets	S	25	15	138	60.0	2	35	0	0	0	101.8	2	1	2	0	W	21-16
12/27	Buffalo	S	32	21	204	65.6	4	30	0	2	14	122.9	5	23	11	0	W	31-0
2003 Totals			16/16	527	317	3620	60.2	23	82t	12	32	219	85.9	42	63	11	1	14-2
01/10	Tennessee	S	41	21	201	51.2	1	41	0	0	0	73.3	5	5	5	0	W	17-14
01/18	Indianapolis	S	37	22	237	59.5	1	28	1	0	0	76.1	5	1	2	0	W	24-14
02/01	Carolina	S	48	32	354	66.7	3	52	1	0	0	100.5	2	12	12	0	W	32-29
2003 Postseason			3/3	126	75	792	59.5	5	52	2	0	0	84.5	12	18	12	0	3-0

PASSING													RUSHING					
2004	OPPONENT	P/S	ATT	CMP	YDS	PCT	TD	LG	INT	S	YDS	RATING	RUSH	YDS	LG	TD	W/L	SCORE
9/09	Indianapolis	S	38	26	335	68.4	3	29	1	2	15	111.2	1	-1	-1	0	W	27-24
09/19	at Arizona	S	26	15	219	57.7	2	27	2	2	12	78.8	5	3	3	0	W	23-12
10/03	at Buffalo	S	30	17	298	56.7	2	44	0	0	0	112.9	2	2	3	0	W	31-17
10/10	Miami	S	19	7	76	36.8	2	28	1	1	7	62.6	4	-1	-2	0	W	24-10
10/17	Seattle	S	30	19	231	63.3	1	48	1	1	7	84.2	3	7	6	0	W	30-20
10/24	N.Y. Jets	S	29	20	230	69.0	1	42	0	3	20	104.1	3	-3	-1	0	W	13-7
10/31	at Pittsburgh	S	43	25	271	58.1	2	23	2	4	28	72.9	-	-	-	-	L	20-34
11/07	at St. Louis	S	31	18	234	58.1	2	50	0	2	9	103.4	3	1	3	0	W	40-22
11/14	Buffalo	S	35	19	233	54.3	2	47	1	2	13	82.2	1	2	2	0	W	29-6
11/22	at Kansas City	S	26	17	315	65.4	1	48	0	1	6	119.9	5	-1	3	0	W	27-19
11/28	Baltimore	S	30	15	172	50.0	0	37	0	1	2	67.6	3	3	4	0	W	24-3
12/05	at Cleveland	S	20	11	157	55.0	1	44	1	2	14	76.5	1	10	10	0	W	42-15
12/12	Cincinnati	S	26	18	260	69.2	2	48	0	1	3	127.1	5	2	3	0	W	35-28
12/20	at Miami	S	29	18	171	62.1	3	31t	4	2	15	73.3	2	-2	-1	0	L	28-29
12/26	at N.Y. Jets	S	32	21	264	65.6	2	35	0	1	6	112.0	4	3	5	0	W	23-7
01/02	San Francisco	S	30	22	226	73.3	2	25	1	1	5	102.9	1	3	3	0	W	21-7
2004 Totals			16/16	474	288	3692	60.8	28	50	14	26	162	92.6	43	28	10	0	14-2
01/16	Indianapolis	S	27	18	144	66.7	1	17	0	3	29	92.2	4	6	3	1	W	20-3
01/23	at Pittsburgh	S	21	14	207	66.7	2	60t	0	2	11	130.5	2	-2	-1	0	W	41-27
02/06	Philadelphia	S	33	23	236	69.7	2	27	0	2	17	110.2	1	-1	-1	0	W	24-21
2004 Postseason			3/3	81	55	587	67.9	5	60t	0	7	57	109.4	7	3	3	1	3-0

PASSING													RUSHING					
2005	OPPONENT	P/S	ATT	CMP	YDS	PCT	TD	LG	INT	S	YDS	RATING	RUSH	YDS	LG	TD	W/L	SCORE
09/08	Oakland	S	38	24	306	63.2	2	35	0	0	0	105.8	3	-1	0	0	W	30-20
09/18	at Carolina	S	44	23	270	52.3	1	71	1	2	21	69.3	-	-	-	-	L	17-27
09/25	at Pittsburgh	S	41	31	372	75.6	0	30	1	3	26	92.7	-	-	-	-	W	23-20
10/02	San Diego	S	32	19	224	59.4	1	30t	1	1	8	78.1	2	4	4	0	L	17-41
10/09	at Atlanta	S	27	22	350	81.5	3	55	1	1	8	140.4	1	1	1	0	W	31-28
10/16	at Denver	S	46	24	299	52.2	1	49	0	0	0	79.9	1	12	12	0	L	20-28
10/30	Buffalo	S	21	14	199	66.7	1	37	0	3	19	113.0	1	4	4	0	W	21-16
11/07	Indianapolis	S	33	22	265	66.7	3	35	0	1	18	121.4	1	-1	-1	0	L	21-40
11/13	at Miami	S	36	21	275	58.3	2	59	2	2	1	77.9	1	-1	-1	0	W	23-16
11/20	New Orleans	S	29	15	222	51.7	3	60t	0	3	28	111.6	1	5	5	0	W	24-27
11/27	at Kansas City	S	40	22	248	55.0	1	25	4	3	16	42.5	1	15	15	0	L	16-26
12/04	N.Y. Jets	S	37	27	271	73.0	0	25	0	2	20	93.4	4	19	7	0	W	16-3
12/11	at Buffalo	S	38	29	329	76.3	2	40	2	1	1	97.4	4	17	9	1	W	35-7
12/17	Tampa Bay	S	31	20	258	64.5	3	37	0	1	5	122.8	3	6	3	0	W	28-0
12/26	at N.Y. Jets	S	29	18	185	62.1	2	23	1	3	17	89.0	3	7	3	0	W	31-21
01/01	Miami	S	8	3	37	37.5	1	18	1	0	0	52.6	1	2	2	0	L	26-28
2005 Totals			16/16	530	334	4110	63.0	26	71	14	26	188	92.3	27	89	15	1	10-6
01/07	Jacksonville	S	27	15	201	55.6	3	63t	0	4	12	116.4	2	9	7	0	W	28-3
01/14	at Denver	S	36	20	341	55.6	1	73	2	0	0	74.0	1	-1	-1	0	L	13-27
2005 Postseason			2/2	63	35	542	55.6	4	63t	2	4	12	92.2	3	8	7	0	1-1

PASSING													RUSHING					
2006	OPPONENT	P/S	ATT	CMP	YDS	PCT	TD	LG	INT	S	YDS	RATING	RUSH	YDS	LG	TD	W/L	SCORE
09/10	Buffalo	S	23	11	163	47.8	2	34	1	3	27	82.3	5	3	3	0	W	19-17
09/17	at N.Y. Jets	S	29	15	220	51.7	1	29	1	1	9	73.9	1	-1	-1	0	W	24-17
09/24	Denver	S	55	31	320	56.4	1	31	0	0	0	79.4	2	7	5	0	L	7-17
10/01	at Cincinnati	S	26	15	188	57.7	2	35	1	0	0	89.9	2	21	22	0	W	38-13
10/08	Miami	S	29	16	140	55.2	2	15	0	1	6	91.2	4	-3	0	0	W	20-10
10/22	at Buffalo	S	27	18	195	66.7	2	35t	0	4	24	112.4	2	2	3	0	W	28-6
10/30	at Minnesota	S	43	29	372	67.4	4	45	1	3	27	115.6	1	1	1	0	W	31-7

BRADY'S CAREER GAME-BY-GAME (CONT.)

11/05	Indianapolis	S	35	20	201	57.1	0	39	4	0	0	34.0	3	13	9	0	L	20-27
11/12	N.Y. Jets	S	36	24	253	66.7	1	33	1	4	21	84.6	-	-	-	-	L	14-17
11/19	at Green Bay	S	31	20	244	64.5	4	54t	0	1	4	128.2	4	6	8	0	W	35-0
11/26	Chicago	S	33	22	267	66.7	1	40	2	0	0	76.2	6	12	11	0	W	17-13
12/03	Detroit	S	38	27	305	71.1	0	28	1	2	21	83.8	6	9	4	0	W	28-21
12/10	at Miami	S	25	12	78	48.0	0	21	0	4	20	55.1	-	-	-	-	L	0-21
12/17	Houston	S	23	16	109	69.6	2	43t	0	1	4	108.8	2	2	3	0	W	40-7
12/24	at Jacksonville	S	39	28	249	71.8	1	36	0	1	7	97.1	10	31	9	0	W	24-21
12/31	at Tennessee	S	24	15	225	62.5	1	62t	0	1	5	107.1	1	-1	-1	0	W	40-23
2006 Totals	16/16	516	319	3529	61.8	24	62t	12	26	175	87.9	49	102	22	0			12-4
01/07	N.Y. Jets	S	34	22	212	64.7	2	31	0	1	12	101.6	2	14	12	0	W	37-16
01/14	at San Diego	S	51	27	280	52.9	2	49	3	2	4	57.6	2	3	4	0	W	24-21
01/21	at Indianapolis	S	34	21	232	61.8	1	27	1	1	6	79.5	4	1	2	0	L	34-38
2006 Postseason	3/3	119	70	724	58.8	5	49	4	4	22	76.5	8	18	12	0			2-1

PASSING													RUSHING					
			ATT	CMP	YDS	PCT	TD	LG	INT	S	YDS	RATING	RUSH	YDS	LG	TD	W/L	SCORE
09/09	at N.Y. Jets	S	28	22	297	78.6	3	51t	0	0	0	146.6	1	4	4	0	W	38-14
09/16	San Diego	S	31	25	279	80.6	3	34	1	2	16	123.0	1	2	2	0	W	38-14
09/23	Buffalo	S	29	23	311	79.3	4	45t	0	1	3	150.9	1	2	2	0	W	38-7
10/01	at Cincinnati	S	32	25	231	78.1	3	23	1	0	0	115.0	2	-2	-1	0	W	34-13
10/07	Cleveland	S	38	22	265	57.9	3	35	0	0	0	105.7	-	-	-	-	W	34-17
10/14	at Dallas	S	46	31	388	67.4	5	69t	0	3	15	129.6	3	5	3	0	W	48-27
10/21	at Miami	S	25	21	354	84.0	6	50t	0	1	10	158.3	-	-	-	-	W	49-28
10/28	Washington	S	38	29	306	76.3	3	35	0	1	0	125.5	4	14	7	2	W	52-7
11/04	at Indianapolis	S	32	21	255	65.6	3	55	2	2	18	95.2	5	14	19	0	W	24-20
11/18	at Buffalo	S	39	31	373	79.5	5	43	0	0	0	146.1	2	9	5	0	W	56-10
11/25	Philadelphia	S	54	34	380	63.0	1	42	0	3	18	90.0	3	16	12	0	W	31-28
12/03	at Baltimore	S	38	18	257	47.4	2	43	1	3	21	76.3	2	14	12	0	W	27-24
12/09	Pittsburgh	S	46	32	399	69.6	4	63t	0	0	0	125.2	1	4	4	0	W	34-13
12/16	N.Y. Jets	S	27	14	140	51.9	0	46	1	1	6	51.5	4	9	4	0	W	20-10
12/23	Miami	S	33	18	215	54.5	3	48	2	3	11	79.7	4	11	10	0	W	28-7
12/29	at N.Y. Giants	S	42	32	356	76.2	2	65t	0	1	10	116.8	4	-4	-1	0	W	38-35
2007 Totals	16/16	578	398	4806	68.9	50	69t	8	21	128	117.2	37	98	19	2			16-0
01/12	Jacksonville	S	28	26	262	92.9	3	53	0	1	4	141.4	2	1	2	0	W	31-20
01/20	San Diego	S	33	22	209	66.7	2	18	3	2	11	66.4	2	-2	-1	0	W	21-12
02/03	N.Y. Giants	S	48	29	266	60.4	1	19	0	5	37	82.5	-	-	-	-	L	14-17
2007 Postseason	3/3	109	77	737	70.6	6	53	3	8	52	96.0	4	-1	2	0			2-1

PASSING													RUSHING					
			ATT	CMP	YDS	PCT	TD	LG	INT	S	YDS	RATING	RUSH	YDS	LG	TD	W/L	SCORE
09/07	Kansas City	S	11	7	76	63.6	0	26	0	0	0	83.9	-	-	-	-	W	17-10
09/14	at N.Y. Jets	Placed on injured reserve 9/9																
2008 Totals	1/1	11	7	76	63.6	0	26	0	0	0	83.9	0	0	0	0			11-5

PASSING													RUSHING					
			ATT	CMP	YDS	PCT	TD	LG	INT	S	YDS	RATING	RUSH	YDS	LG	TD	W/L	SCORE
09/14	Buffalo	S	53	39	378	73.6	2	31	1	1	10	97.8	1	9	9	0	W	25-24
09/20	at N.Y. Jets	S	47	23	216	48.9	0	29	1	0	0	53.1	1	2	2	0	L	9-16
09/27	Atlanta	S	42	25	277	59.5	1	36t	0	0	0	87.1	3	0	2	0	W	26-10
10/04	Baltimore	S	32	21	258	65.6	1	34	0	3	24	100.8	5	11	7	1	W	27-21
10/11	at Denver	S	33	19	215	57.6	2	36	0	1	6	97.4	1	-1	-1	0	L	17-20 ot
10/18	Tennessee	S	34	29	380	85.3	6	48	0	2	6	152.8	-	-	-	-	W	59-0
10/25	at Tampa Bay	S	32	23	308	71.9	3	54t	2	1	1	107.3	1	5	5	0	W	35-7
11/08	Miami	S	37	25	332	67.6	1	71t	1	2	9	93.5	1	5	5	0	W	27-17
11/15	at Indianapolis	S	42	29	375	69.0	3	63t	1	2	11	110.7	3	3	3	0	L	34-35
11/22	N.Y. Jets	S	41	28	310	68.3	1	43	0	2	11	98.6	4	9	7	0	W	31-14
11/30	at New Orleans	S	36	21	237	58.3	0	47	2	1	4	55.0	1	2	2	0	L	17-38
12/06	at Miami	S	29	19	352	65.5	2	81t	2	0	0	101.5	-	-	-	-	L	21-22
12/13	Carolina	S	32	19	192	59.4	1	23	1	0	0	74.0	2	-2	-1	0	W	20-10
12/20	at Buffalo	S	23	11	115	47.8	1	16	1	0	0	59.1	4	-3	0	0	W	17-10
12/27	Jacksonville	S	26	23	267	88.5	4	29	0	0	0	149.0	2	4	2	0	W	35-7
01/03	at Houston	S	26	17	186	65.4	0	41	1	1	4	70.4	-	-	-	-	L	27-34
2009 Totals	16/16	565	371	4398	65.7	28	81t	13	16	86	96.2	29	44	9	1			10-6

BRADY'S CAREER GAME-BY-GAME (CONT.)

PLAYERS

01/10	Baltimore	S	42	23	154	54.7	2	24	3	3	22	49.1	-	-	-	-	L	14-33
2009 Postseason		1/1	42	23	154	54.7	2	24	3	3	22	49.1	0	0	0	0		0-1
PASSING																		
2010	OPPONENT	P/S	ATT	CMP	YDS	PCT	TD	LG	INT	S	YDS	RATING	RUSHING					
													RUSH	YDS	LG	TD	W/L	SCORE
09/12	Cincinnati	S	35	25	258	71.4	3	45	0	0	0	120.9	-	-	-	-	W	38-24
09/19	at N.Y. Jets	S	36	20	248	55.6	2	46	2	1	9	72.5	-	-	-	-	L	14-28
09/26	Buffalo	S	27	21	252	77.8	3	35t	0	1	7	142.6	4	6	9	0	W	38-30
10/04	at Miami	S	24	19	153	79.2	1	17	0	3	7	107.1	5	6	5	0	W	41-14
10/17	Baltimore	S	44	27	292	61.4	1	30	2	3	25	69.5	2	1	2	0	W	23-20
10/24	at San Diego	S	32	19	159	59.4	1	24	0	4	31	82.7	2	1	2	0	W	23-20
10/31	Minnesota	S	27	16	240	59.3	1	65t	0	0	0	100.8	4	-3	0	0	W	28-18
11/07	at Cleveland	S	36	19	224	52.8	2	26	0	1	9	90.5	1	1	1	0	L	14-34
11/14	at Pittsburgh	S	43	30	350	69.8	3	45	0	0	0	117.4	1	3	3	1	W	39-26
11/21	Indianapolis	S	25	19	186	76.0	2	25	0	1	8	123.1	4	-2	0	0	W	31-28
11/25	at Detroit	S	27	21	341	77.8	4	79t	0	1	3	158.3	4	1	3	0	W	45-24
12/06	N.Y. Jets	S	29	21	326	72.4	4	50	0	3	22	148.9	1	3	3	0	W	45-3
12/12	at Chicago	S	40	27	369	67.5	2	59t	0	3	18	113.4	-	-	-	-	W	36-7
12/19	Green Bay	S	24	15	163	62.5	2	35	0	3	27	110.2	-	-	-	-	W	31-27
12/26	at Buffalo	S	27	15	140	55.6	3	23	0	1	9	107.0	3	13	7	0	W	34-3
01/02	Miami	S	16	10	199	62.5	2	40	0	0	0	145.6	-	-	-	-	W	38-7
2010 Totals		16/16	492	324	3900	65.9	36	79t	4	25	175	111.0	31	30	9	1		14-2
01/16	N.Y. Jets	S	45	29	299	64.4	2	37	1	5	40	89.0	2	2	3	0	L	21-28
2010 Postseason		1/1	45	29	299	64.4	2	37	1	5	40	89.0	2	2	3	0		0-1
PASSING																		
2011	OPPONENT	P/S	ATT	CMP	YDS	PCT	TD	LG	INT	S	YDS	RATING	RUSHING					
													RUSH	YDS	LG	TD	W/L	SCORE
09/12	at Miami	S	48	32	517	66.7	4	99t	1	1	1	121.6	1	3	3	0	W	38-24
09/18	San Diego	S	40	31	423	77.5	3	33	0	2	13	135.7	2	3	4	0	W	35-21
09/25	at Buffalo	S	45	30	387	66.7	4	33	4	0	0	86.1	1	5	5	0	L	31-34
10/02	at Oakland	S	30	16	226	53.3	2	32	0	1	0	100.1	1	-1	-1	0	W	31-19
10/09	N.Y. Jets	S	33	24	321	72.7	1	73	1	4	27	100.7	1	3	3	0	W	30-21
10/16	Dallas	S	41	27	289	65.9	2	45	2	3	19	82.3	4	17	5	0	W	20-16
10/30	at Pittsburgh	S	35	24	198	68.6	2	23	0	3	28	101.8	-	-	-	-	L	17-25
11/06	N.Y. Giants	S	49	28	342	57.1	2	28	2	2	10	75.4	1	5	5	0	L	20-24
11/13	at N.Y. Jets	S	39	26	329	66.7	3	53	0	0	0	118.4	3	2	3	0	W	37-16
11/21	Kansas City	S	27	15	234	55.6	2	52t	0	3	11	109.2	2	10	8	0	W	34-3
11/27	at Philadelphia	S	34	24	361	70.6	3	63	0	1	8	134.6	5	28	13	0	W	38-20
12/04	Indianapolis	S	38	29	289	76.3	2	23	0	1	0	114.9	3	7	5	0	W	31-24
12/11	at Washington	S	37	22	357	59.5	3	50	1	1	5	107.6	4	8	5	0	W	34-27
12/18	at Denver	S	34	23	320	67.6	2	46	0	2	10	117.3	6	2	2	1	W	41-23
12/24	Miami	S	46	27	304	58.7	1	42	0	4	23	85.8	9	17	5	2	W	27-24
01/01	Buffalo	S	35	23	338	65.7	3	53	1	4	18	113.8	-	-	-	-	W	49-21
2011 Totals		16/16	611	401	5235	65.6	39	99t	12	32	173	105.6	43	109	13	1		13-3
01/14	Denver	S	34	26	363	76.5	6	61t	1	0	0	137.6	3	8	4	0	W	45-10
01/22	Baltimore	S	36	22	239	61.1	0	23	2	1	5	57.5	6	2	4	0	W	23-20
02/05	N.Y. Giants	S	41	27	276	65.9	2	21	1	2	10	91.1	-	-	-	-	L	17-21
2011 Postseason		3/3	111	75	878	67.6	8	61t	4	3	15	100.4	9	10	8	0		2-1
PASSING																		
2012	OPPONENT	P/S	ATT	CMP	YDS	PCT	TD	LG	INT	S	YDS	RATING	RUSHING					
													RUSH	YDS	LG	TD	W/L	SCORE
09/09	at Tennessee	S	31	23	236	74.2	2	28	0	1	8	117.1	2	1	2	0	W	34-13
09/16	Arizona	S	46	28	316	60.9	1	36	1	4	19	79.6	1	-1	-1	0	L	18-20
09/23	at Baltimore	S	41	28	335	68.3	1	59	0	2	16	101.2	2	7	7	0	L	30-31
09/30	at Buffalo	S	36	22	340	61.1	3	41	0	1	7	120.1	1	4	4t	1	W	52-28
10/07	Denver	S	31	23	223	74.2	1	25	0	4	30	116.2	4	-2	1t	1	W	31-21
10/14	at Seattle	S	58	36	395	62.1	2	46t	2	1	7	79.3	-	-	-	-	L	23-24
10/21	N.Y. Jets	S	42	26	259	61.9	2	21	0	1	9	95.2	-	-	-	-	W	29-26 ot
10/28	at St. Louis	S	35	23	304	65.7	4	32	0	0	0	131.1	1	3	3	0	W	45-7
11/11	Buffalo	S	38	23	237	60.5	2	24	0	1	7	96.1	1	-1	-1	0	W	37-31
11/18	Indianapolis	S	35	24	331	68.6	3	36	0	0	0	127.2	-	-	-	-	W	59-24
11/22	at N.Y. Jets	S	27	18	323	66.7	3	83t	0	0	0	144.5	3	5	2	1	W	49-19
12/02	at Miami	S	40	24	238	60.0	1	31	1	4	25	74.8	4	-1	2	0	W	23-16
12/10	Houston	S	35	21	296	60.0	4	63t	0	1	7	125.4	1	6	6	0	W	42-14

BRADY'S CAREER GAME-BY-GAME (CONT.)

12/16	San Francisco	S	65	36	443	55.4	1	53	2	3	18	68.9	3	11	5	1	L	34-41
12/23	at Jacksonville	S	41	24	267	58.5	2	32	2	3	21	73.9	-	-	-	-	W	23-16
12/30	Miami	S	36	22	284	61.1	2	25	0	1	8	104.4	-	-	-	-	W	28-0
2012 Totals	16/16		637	401	4827	63.0	34	83t	8	27	182	98.7	23	32	7	4	12-4	
01/13	Houston	S	40	25	344	62.5	3	47	0	1	9	115.0	1	-1	-1	0	W	41-28
01/20	Baltimore	S	54	29	320	53.7	1	36	2	0	1	62.3	2	5	3	0	L	13-28
2012 Postseason	2/2		94	54	664	57.4	4	47	2	1	9	84.7	3	4	3	0		1-1

2013	OPPONENT	P/S	PASSING										RUSHING					
			ATT	CMP	YDS	PCT	TD	LG	INT	S	YDS	RATING	RUSH	YDS	LG	TD	W/L	SCORE
09/08	at Buffalo	S	52	29	288	55.8	2	35	1	3	15	76.4	4	-4	-1	0	W	23-21
09/12	N.Y. Jets	S	39	19	185	48.7	1	39t	0	1	7	71.0	2	-2	-1	0	W	13-10
09/22	Tampa Bay	S	36	25	225	69.4	2	20	1	3	23	92.9	5	5	5	0	W	22-3
09/29	at Atlanta	S	31	20	316	64.5	2	49	0	0	0	119.8	5	-2	-1	0	W	30-23
10/06	at Cincinnati	S	38	18	197	47.4	0	53	1	4	31	52.2	-	-	-	-	L	6-13
10/13	New Orleans	S	43	25	269	58.1	1	23	1	5	34	74.7	2	16	11	0	W	30-27
10/20	at N.Y. Jets	S	46	22	228	47.8	0	30	1	4	23	53.5	-	-	-	-	L	27-30t
10/27	Miami	S	22	13	116	59.1	1	26	1	3	16	69.5	4	5	8	0	W	27-17
11/03	Pittsburgh	S	33	23	432	69.7	4	81t	0	3	19	151.8	1	-1	-1	0	W	55-31
11/18	at Carolina	S	40	29	296	72.5	1	37	1	2	13	91.2	1	3	3	0	L	20-24
11/24	Denver	S	50	34	344	68.0	3	43	0	3	20	107.4	2	0	1	0	W	34-31ot
12/01	at Houston	S	41	29	371	70.7	2	50	1	1	6	104.8	-	-	-	-	W	34-31
12/08	Cleveland	S	52	32	418	61.5	2	50	1	4	21	91.7	2	1	2	0	W	27-26
12/15	at Miami	S	55	34	364	61.8	2	30	1	1	7	85.7	-	-	-	-	L	20-24
12/22	at Baltimore	S	26	14	172	53.8	1	34	0	2	14	87.3	-	-	-	-	W	41-7
12/29	Buffalo	S	24	14	122	58.3	1	22	1	1	7	68.4	4	-3	0	0	W	34-20
2013 Totals	16/16		628	380	4343	60.5	25	81t	11	40	256	87.3	32	18	11	0		12-4
01/11	Indianapolis	S	25	13	198	52.0	0	53	0	2	13	78.4	1	-1	-1	0	W	43-22
01/19	at Denver	S	38	24	277	63.2	1	27	0	2	21	93.9	2	7	5t	1	L	16-26
2013 Postseason	2/2		63	37	475	58.7	1	53	0	4	34	87.7	3	6	5t	1		1-1

2014	OPPONENT	P/S	PASSING										RUSHING					
			ATT	CMP	YDS	PCT	TD	LG	INT	S	YDS	RATING	RUSH	YDS	LG	TD	W/L	SCORE
09/07	at Miami	S	56	29	249	51.8	1	44	0	4	23	69.7	1	3	3	0	L	20-33
09/14	at Minnesota	S	21	14	149	66.7	1	44	0	1	7	102.3	1	0	0	0	W	30-7
09/21	Oakland	S	37	24	234	64.9	1	22	0	2	13	91.5	3	-7	-2	0	W	16-9
09/29	at Kansas City	S	23	14	159	60.9	1	44t	2	2	8	59.9	-	-	-	-	L	14-41
10/05	Cincinnati	S	35	23	292	65.7	2	30	0	1	7	110.7	4	13	6	0	W	43-17
10/12	at Buffalo	S	37	27	361	73.0	4	56t	0	2	15	139.6	3	4	4	0	W	37-22
10/16	N.Y. Jets	S	37	20	261	54.1	3	49t	0	1	1	103.5	-	-	-	-	W	27-25
10/26	Chicago	S	35	30	354	85.7	5	46t	0	0	0	148.4	2	0	0	0	W	51-23
11/02	Denver	S	53	33	333	62.3	4	26	1	1	1	97.4	2	4	4	0	W	43-21
11/16	at Indianapolis	S	30	19	257	63.3	2	39	2	0	0	85.0	2	-2	-1	0	W	42-20
11/23	Detroit	S	53	38	349	71.7	2	24	1	0	0	94.0	0	0	0	0	W	34-9
11/30	at Green Bay	S	35	22	245	62.9	2	29	0	1	9	102.7	1	-1	-1	0	L	21-26
12/07	at San Diego	S	44	28	317	63.6	2	69t	1	1	7	90.8	4	7	5	0	W	23-14
12/14	Miami	S	35	21	287	60.0	2	35	1	0	0	93.4	3	18	17	0	W	41-13
12/21	at N.Y. Jets	S	35	23	182	65.7	1	14	1	4	36	76.1	7	10	11	0	W	17-16
12/28	Buffalo	S	16	8	80	50.0	0	27	0	1	7	73.2	2	9	7	0	L	9-17
2014 Totals	16/16		582	373	4109	64.1	33	69t	9	21	134	97.4	36	57	17	0		12-4
01/10	Baltimore	S	50	33	367	66.0	3	46	1	2	10	99.3	6	0	4t	1	W	35-31
01/18	Indianapolis	S	35	23	226	65.7	3	30	1	1	6	100.4	3	13	9	0	W	45-7
02/01	Seattle	S	50	37	328	74.0	4	23	2	1	8	101.1	2	-3	-1	0	W	28-24
2014 Postseason	3/3		135	93	921	68.9	10	46	4	4	24	100.3	11	10	9	1		3-0

2015	OPPONENT	P/S	PASSING										RUSHING					
			ATT	CMP	YDS	PCT	TD	LG	INT	S	YDS	RATING	RUSH	YDS	LG	TD	W/L	SCORE
09/10	Pittsburgh	S	32	25	288	78.1	4	52	0	2	7	143.8	3	1	2	0	W	28-21
09/20	at Buffalo	S	59	38	466	64.4	3	40	0	2	15	105.6	3	-4	-1	0	W	40-32
09/27	Jacksonville	S	42	33	358	78.6	2	43	0	2	12	118.1	2	4	2	0	W	51-17
10/11	at Dallas	S	27	20	275	74.1	2	59t	0	5	28	130.9	2	3	2	1	W	30-6
10/18	at Indianapolis	S	37	23	312	62.2	3	39	1	2	11	104.8	4	0	2	0	W	34-27
10/25	N.Y. Jets	S	54	34	355	63.0	2	27	0	3	18	94.3	4	15	11	1	W	30-23
10/29	Miami	S	38	26	356	68.4	4	47t	0	2	14	133.2	1	1	1	0	W	36-7

PLAYERS

BRADY'S CAREER GAME-BY-GAME (CONT.)

PLAYERS

11/08	Washington	S	39	26	299	66.7	2	48	1	0	0	96.0	1	-1	-1	0	W	27-10
11/15	at N.Y. Giants	S	42	26	334	61.9	2	76t	1	3	5	92.8	2	9	1	0	W	27-26
11/23	Buffalo	S	39	20	277	51.3	1	41	1	1	6	72.3	-	-	-	-	W	20-13
11/29	at Denver	S	42	23	280	54.8	3	63t	0	3	18	99.3	-	-	-	-	L	24-30 ot
12/06	Philadelphia	S	56	29	312	51.8	3	30	2	4	24	71.4	6	17	12	1	L	28-35
12/13	at Houston	S	30	22	226	73.3	2	45	0	3	29	116.8	4	10	13	0	W	27-6
12/20	Tennessee	S	35	23	267	65.7	2	31	0	2	14	107.7	-	-	-	-	W	33-16
12/27	at N.Y. Jets	S	31	22	231	71.0	1	30	1	2	10	89.6	1	-1	-1	0	L	20-26 ot
01/03	at Miami	S	21	12	134	57.1	0	68	0	2	14	76.3	1	-1	-1	0	L	10-20
2015 Totals	16/16		624	402	4770	64.4	36	76t	7	38	225	102.2	34	53	13	3	12-4	
01/16	Kansas City	S	42	28	302	66.7	2	42	0	0	0	103.5	6	6	10	1	W	27-20
01/24	at Denver	S	56	27	310	48.2	1	40	2	4	18	56.4	3	13	11	0	L	18-20
2015 Postseason	2/2		98	55	612	56.1	3	42	2	4	18	76.6	9	19	11	1	1-1	

2016	OPPONENT	P/S	PASSING										RUSHING					
			ATT	CMP	YDS	PCT	TD	LG	INT	S	YDS	RATING	RUSH	YDS	LG	TD	W/L	SCORE
09/11	at Arizona		Did Not Play															
09/18	Miami		Did Not Play															
09/22	Houston		Did Not Play															
10/02	Buffalo		Did Not Play															
10/09	at Cleveland	S	40	28	406	70.0	3	63	0	1	3	127.7	2	14	10	0	W	33-13
10/16	Cincinnati	S	35	29	376	82.9	3	39	0	3	18	140.0	2	2	2	0	W	35-17
10/23	at Pittsburgh	S	26	19	222	73.1	2	37	0	0	0	124.2	5	13	5	0	W	27-16
10/30	at Buffalo	S	33	22	315	66.7	4	53t	0	4	22	137.0	1	15	15	0	W	41-25
11/13	Seattle	S	32	23	316	71.9	0	36	1	2	12	90.1	5	7	3	0	L	24-31
11/20	at San Francisco	S	40	24	280	60.0	4	56t	0	1	7	114.6	4	12	7	0	W	30-17
11/27	at N.Y. Jets	S	50	30	286	60.0	2	25	0	0	0	89.2	3	-4	-1	0	W	22-17
12/04	Los Angeles	S	46	33	269	71.7	1	32	0	0	0	93.5	3	1	3	0	W	26-10
12/12	Baltimore	S	38	25	406	65.8	3	79t	1	1	5	116.8	1	-1	-1	0	W	30-23
12/18	at Denver	S	32	16	188	50.0	0	34	0	2	11	68.2	1	-1	-1	0	W	16-3
12/24	N.Y. Jets	S	27	17	214	63.0	3	35	0	1	9	124.6	0	0	0	0	W	41-3
01/01	at Miami	S	33	25	276	75.8	3	77t	0	0	0	130.4	1	6	6	0	W	35-14
2016 Totals	12/12		432	291	3354	67.4	28	79t	2	15	87	112.2	28	64	15	0	11-1	
01/14	Houston	S	38	18	287	47.4	2	48	2	2	8	68.6	4	-1	2	0	W	34-16
01/22	Pittsburgh	S	42	32	384	76.2	3	41	0	2	10	127.5	4	-1	2	0	W	36-17
02/05	Atlanta	S	62	43	466	69.4	2	28	1	5	24	95.2	1	15	15	0	W	34-28 ot
2016 Postseason	3/3		142	93	1137	65.5	7	48	3	9	42	97.7	9	13	15	0	3-0	

2017	OPPONENT	P/S	PASSING										RUSHING					
			ATT	CMP	YDS	PCT	TD	LG	INT	S	YDS	RATING	RUSH	YDS	LG	TD	W/L	SCORE
09/07	Kansas City	S	36	16	267	44.4	0	54	0	3	20	70.0	2	0	1	0	L	27-42
09/17	at New Orleans	S	39	30	447	76.9	3	53t	0	2	11	139.6	2	9	7	0	W	36-20
09/24	Houston	S	35	25	378	71.4	5	57t	0	5	41	146.2	1	6	6	0	W	36-33
10/01	Carolina	S	45	32	307	71.1	2	43	0	3	14	104.6	1	2	2	0	L	30-33
10/05	at Tampa Bay	S	40	30	303	75.0	1	34	1	3	14	94.1	2	5	4	0	W	19-14
10/15	at N.Y. Jets	S	38	20	257	52.6	2	42	1	0	0	80.7	1	-1	-1	0	W	24-17
10/22	Atlanta	S	29	21	249	72.4	2	30	0	2	8	121.2	5	5	6	0	W	23-7
10/29	L.A. Chargers	S	47	32	333	68.1	1	27	0	3	16	95.4	1	2	2	0	W	21-13
11/12	at Denver	S	34	25	266	73.5	3	27	0	1	6	125.4	1	0	0	0	W	41-16
11/19	at Oakland	S	37	30	340	81.1	3	64t	0	1	8	131.9	-	-	-	-	W	33-8
11/26	Miami	S	28	18	227	64.3	4	39	1	1	6	114.1	5	-4	0	0	W	35-17
12/03	at Buffalo	S	30	21	258	70.0	0	30	1	3	14	82.4	-	-	-	-	W	23-3
12/11	at Miami	S	43	24	233	55.8	1	38	2	2	10	59.5	-	-	-	-	L	20-27
12/17	at Pittsburgh	S	35	22	298	62.9	1	43	1	2	15	87.6	2	-2	-1	0	W	27-24
12/24	Buffalo	S	28	21	224	75.0	2	24	1	2	6	106.8	2	6	4	0	W	37-16
12/31	N.Y. Jets	S	37	18	190	48.6	2	37	0	2	12	82.0	-	-	-	-	W	26-6
2017 Totals	16/16		581	385	4577	66.3	32	64t	8	35	201	102.8	25	28	7	0	13-3	
01/13	Tennessee	S	53	35	337	66.0	3	31	0	0	0	102.5	1	2	2	0	W	35-14
01/21	Jacksonville	S	38	26	290	68.4	2	31	0	3	12	108.4	5	0	2	0	W	24-20
02/04	Philadelphia	S	48	28	505	58.3	3	50	0	1	5	115.4	1	6	6	0	L	33-41
2017 Postseason	3/3		139	89	1132	58.3	8	50	0	4	17	108.6	7	8	6	0	2-1	

BRADY'S CAREER GAME-BY-GAME (CONT.)

2018	OPPONENT	P/S	PASSING										RUSHING					
			ATT	CMP	YDS	PCT	TD	LG	INT	S	YDS	RATING	RUSH	YDS	LG	TD	W/L	SCORE
09/09	Houston	S	39	26	277	66.7	3	30	1	2	10	102.2	1	2	2	0	W	27-20
09/16	at Jacksonville	S	35	24	234	68.6	2	29t	0	2	14	106.1	3	10	10	0	L	20-31
09/23	at Detroit	S	26	14	133	53.8	1	19	1	2	13	65.1	1	2	2	0	L	10-26
09/30	Miami	S	35	23	274	65.7	3	55t	2	0	0	94.2	0	0	0	0	W	38-7
10/04	Indianapolis	S	44	34	341	77.3	3	34t	2	0	0	102.6	3	-1	1t	1	W	38-24
10/14	Kansas City	S	35	24	340	68.6	1	42	0	2	13	109.2	3	2	4	1	W	43-40
10/21	at Chicago	S	36	25	277	69.4	3	55	1	1	4	108.2	1	6	6	0	W	38-31
10/29	at Buffalo	S	45	29	324	64.4	0	29	0	2	13	85.8	1	8	8	0	W	25-6
11/04	Green Bay	S	35	22	294	62.9	1	55t	0	2	21	99.0	5	-1	2	0	W	31-17
11/11	at Tennessee	S	41	21	254	51.2	0	44	0	3	23	70.6	1	0	0	0	L	10-34
11/25	at N.Y. Jets	S	31	20	283	64.5	2	36	0	0	0	115.4	1	-1	-1	0	W	27-13
12/02	Minnesota	S	32	24	311	75.0	1	42	1	0	0	102.5	2	5	5	0	W	24-10
12/09	at Miami	S	43	27	358	62.8	3	37t	0	2	14	112.4	1	3	3	0	L	33-34
12/16	at Pittsburgh	S	36	25	279	69.4	1	63t	1	1	7	89.9	0	0	0	0	L	10-17
12/23	Buffalo	S	24	13	126	54.2	1	32t	2	1	9	48.3	0	0	0	0	W	24-12
12/30	N.Y. Jets	S	33	24	250	72.7	4	20	0	1	6	133.8	0	0	0	0	W	38-3
2018 Totals			16/16	570	375	4355	65.8	29	63t	11	21	147	97.7	23	35	10	2	11-5
01/13	L.A. Chargers	S	44	34	343	77.3	1	35	0	0	0	106.5	2	-1	0	0	W	41-28
01/20	at Kansas City	S	46	30	348	65.2	1	30	2	0	0	77.1	1	-1	-1	0	W	37-31 ot
02/03	L.A. Rams	S	35	21	262	60.0	0	29	1	1	9	71.4	2	-2	-1	0	W	13-3
2018 Postseason			3/3	125	85	953	68.0	2	35	3	1	9	85.9	5	-4	0	0	3-0

PLAYERS



TERRENCE BROOKS



25 | DEFENSIVE BACK

HT: 5-11 | **WT:** 205 | **Born:** 3/2/1992 | **Exp. (NFL/Patriots):** 6/1
GP/GS (Playoffs): 65/1 (0/0) | **Acq:** UFA-NYJ (19)
College: Florida State | **Hometown:** Dunnellon, Fla.

CAREER TRANSACTIONS

Terrence Brooks was signed by the New England Patriots as an unrestricted free agent from N.Y. Jets on March 15, 2019 ... Originally drafted by Baltimore in the third round (79th overall) of the 2014 NFL Draft ... Released by Baltimore (9/3/16) ... Claimed off waivers and awarded to Philadelphia (9/4/16) ... Traded by Philadelphia to N.Y. Jets in exchange for CB Dexter McDougle (8/27/17) ... Re-signed by N.Y. Jets (3/18/18).

SEASONAL REVIEWS

2018 (16/0 - N.Y. JETS)

- Appeared in all 16 games as a reserve, playing primarily on special teams. Posted four tackles on defense, recovered one fumble and defended one pass. Also had six special teams tackles.

2017 (15/1 - N.Y. JETS)

- Went to training camp with Philadelphia and was traded to N.Y. Jets prior to the start of the regular season.
- Appeared in 15 regular-season games with one start and finished with seven tackles, two interceptions and three passes defended. Also contributed heavily on special teams with six tackles.
- Earned AFC Defensive Player of the Week honors following his Week 3 performance vs. Miami (9/24), where he logged two interceptions, three passes defended and made one tackle.

HONORS & AWARDS

2017: AFC Defensive Player of the Week (Week 3)

2016 (11/0 - PHILADELPHIA)

- Went to training camp with Baltimore and was released prior to the start of the regular season. Was claimed by and awarded to the Eagles on Sept. 4.
- Played in 11 games as a reserve and had one interception on defense, one pass defended and made five special teams tackles. Played mainly on special teams, logging five tackles.
- Was inactive for five contests.

- Tallied his first career interception he returned for six yards vs. N.Y. Giants (12/22).

2015 (12/0 - BALTIMORE)

- Played in 12 games as a reserve, appearing mostly on special teams. Made seven tackles and one pass defended. Also posted one special teams tackle.
- Was inactive for four contests.

2014 (11/0, 0/0 - BALTIMORE)

- Appeared in 11 games as a rookie and posted a career-high 19 tackles on defense. Also had two passes defended and

one fumble recovery.

- Was placed on injured reserve on Dec. 17 and missed the final two regular-season games and both postseason contests.
- Recorded a single-game career-high six tackles vs. Atlanta (10/19).

COLLEGE

- Played in 48 games with 27 starts at Florida State, helping lead the Seminoles to the 2013 BCS National Championship title as a senior.

- Finished his career with 127 tackles, one sack, 15 passes defended, five interceptions, three forced fumbles and one fumble recovery.
- Started all 13 games as a senior and posted 56 tackles and two interceptions en route to earning first-team All-American honors as part of a Florida State pass defense that ranked No. 1 in the nation.

PERSONAL

- Majored in sociology and psychology at Florida State.

TERRENCE BROOKS STATISTICS

POS: DB HT: 5-11 WT: 205 LBS YEAR: 6TH ACQ: UFA (NYJ)-19 COLLEGE: FLORIDA STATE BORN: 3/2/92

REGULAR SEASON DEFENSIVE STATISTICS

Year	Team	G/S	TT	TACKLES			YDS	NO	YDS	INTERCEPTIONS				MISCELLANEOUS				
				UT	A	S				YDS	AVG	LG	TD	PD	FF	FR	YDS	TD
2014	Ravens	11/0	19	16	3	0.0	0.0	0	0	0.0	0	0	2	0	1	0	0	0
2015	Ravens	12/0	7	6	1	0.0	0.0	0	0.0	0	0	1	0	0	0	0	1	
2016	Eagles	11/0	0	0	0	0.0	0.0	1	6.0	6	0	1	2	0	0	0	5	
2017	Jets	15/1	7	5	2	0.0	0.0	2	13	6.5	13	0	3	0	0	0	7	
2018	Jets	16/0	4	4	0	0.0	0.0	0	0.0	0	0	1	0	1	0	0	6	
Totals - 5 Years		65/1	37	31	6	0.0	0.0	3	19	6.3	13	0	8	2	2	0	19	

POSTSEASON DEFENSIVE STATISTICS

Year	Team	G/S	TT	TACKLES			YDS	NO	YDS	INTERCEPTIONS				MISCELLANEOUS				
				UT	A	S				YDS	AVG	LG	TD	PD	FF	FR	YDS	TD
2014	Ravens																	
Totals - 1 Year		0/0	0	0	0	0.0	0.0	0	0	0.0	0	0	0	0	0	0	0	0



REX BURKHEAD

 **34** | **RUNNING BACK**

HT: 5-10 | **WT:** 215 | **Born:** 7/2/1990 | **Exp. (NFL/Patriots):** 7/3

GP/GS (Playoffs): 60/8 (7/2) | **Acq:** UFA (CIN)-19

College: Nebraska | **Hometown:** Plano, Texas

 **SUPER BOWLS:** 18

CAREER TRANSACTIONS

Rex Burkhead was re-signed by the New England Patriots as an unrestricted free agent on March 15, 2018 ... Originally drafted by Cincinnati in the sixth round (190th overall) of the 2013 NFL Draft ... Signed by New England as an unrestricted free agent from Cincinnati (3/14/17).

SEASONAL REVIEWS

2018 (8/4, 3/1)

- Played in eight regular-season games with four starts and totaled 57 rushing attempts for 186 yards (3.3 avg.) and 14 receptions for 131 yards and one touchdown. Added two special teams tackles.
- Appeared in all three postseason contests with one start and posted 23 rushing attempts for 96 yards (4.2 avg) and three touchdowns and seven receptions for 45 yards. Also made one special teams tackle.
- Made the start at running back in the season-opening victory vs. Houston (9/9), finishing with a team-high 18 carries for 64 yards on the ground, while adding one reception for 5 yards.
- Suffered an injury at Detroit (9/23) and was placed on injured reserve on Sept. 26. Was activated back to the 53-man roster on Nov. 26.
- Started and rushed four times for 25 yards while adding three receptions for 18 yards at Pittsburgh (12/16). Also contributed on special teams with one tackle while also helping to down a punt at the 1-yard line with an acrobatic leap into the end zone to prevent a touchback in the second quarter.
- Scored his first touchdown of the season on his lone reception of the game as the result of an 18-yard touchdown strike from QB Tom Brady early in the second quarter of the win vs. the New York Jets (12/30). Also rushed five times for 14 yards and made one special teams tackle.
- Started at running back and contributed in limited offensive snaps in the AFC Divisional Playoff win vs. L.A. Chargers (1/13). Rushed four times for 12 yards, including a 6-yard touchdown run in the second quarter, and added one reception for 7 yards.
- Contributed in a reserve role out of the backfield, making

four catches for 23 yards and rushing 12 times for 41 yards, including a go-ahead touchdown run late in the fourth quarter on a 4-yard run and the game-winning 2-yard touchdown rush in overtime of the AFC Championship victory at Kansas City (1/20).

- Rushed seven times for 43 yards, including a 26-yard run in the fourth quarter with under three minutes to play that helped put the Patriots in field goal range where they ultimately were able to gain a two-score advantage late in the Super Bowl LIII victory vs. the L.A. Rams (2/3). Also added two receptions for 15 yards.

2017 (10/3, 2/0)

- Appeared in 10 regular-season games with three starts and registered 64 rushing attempts for 264 yards (4.1 avg.) and five rushing touchdowns and caught 30 passes for 254 yards and three touchdowns. Also returned one kickoff for 17 yards, tallied four special teams tackles and blocked a punt.
- Played in two playoff games as a reserve and totaled four rushing attempts for 23 yards (5.8 avg.) and caught one pass for 46 yards.
- Was inactive for six regular-season contests and the AFC Divisional Playoff win vs. Tennessee (1/13) due to injury.
- Started at running back in the win at New Orleans (9/17) and caught three passes for 41 yards, including a 19-yard touchdown, while picking up 3 yards on two rushing attempts before leaving the game due to injury.
- Returned to action vs. Atlanta (10/22) after missing four games due to injury and rushed six times for 31 yards as part of a rushing attack that totaled a season-high 162 yards on the ground. Also caught one pass for 11 yards and contributed on special teams with two tackles.
- Led the team in receptions, catching all seven of his targets for 68 yards, while rushing four times for 15 yards and adding a tackle on special teams in the victory over L.A. Chargers (10/29). The seven receptions for 68 yards are both career highs.
- Appeared as a reserve in the win at Denver (11/12) and contributed with 10 rushing attempts for 36 yards and three receptions for 27 yards, including a 14-yard touchdown reception. Also contributed on special teams with the first blocked punt of his career that led to a Patriots field goal. It was the first blocked punt for the Patriots since 2014.
- Rushed 13 times for 50 yards and scored his first rushing touchdown as a Patriot on a 2-yard run in the first quarter, while also adding two catches for 3 yards, including a

SINGLE-GAME CAREER HIGHS

REGULAR SEASON:

Rushing Attempts:	27	vs. Baltimore (1/1/17)
Rushing Yards:	119	vs. Baltimore (1/1/17)
Rushing TDs:	2	vs. Baltimore (1/1/17) at Buffalo (12/3/17)
Long:	31	at Buffalo (12/3/17)
Receptions:	7	vs. L.A. Chargers (10/29/17)
Receiving Yards:	68	vs. L.A. Chargers (10/29/17)
Receiving TDs:	1	1 Five Times. Most Recent: vs. N.Y. Jets (12/30/18)
Long:	27	vs. Kansas City (10/4/15)

EXTRA POINTS

- As a junior at the University of Nebraska, Rex formed a close bond with a 5-year old fan of his, Jack Hoffman, who had been diagnosed with brain cancer. During that 2011 season, Rex wore a wristband with the phrase "Team Jack," which helped bring pediatric brain cancer into the national spotlight. Burkhead hosted Hoffman for a lunch, provided a personal tour of Memorial Stadium and has since joined the board of directors of the "Team Jack Foundation," which has raised more than \$4 million dollars to fight pediatric brain cancer since 2013. Rex recently hosted a fund raiser this past offseason at his high school alma mater that raised roughly \$45,000. In 2013, Jack Hoffman's touchdown run during Nebraska's spring football scrimmage went viral and earned him an ESPY award.
- Burkhead is named after 1980s University of Kentucky basketball star Rex Chapman. Rex was born in Kentucky and his father had played in high school against Chapman, who went on to a 13-year career in the NBA.

1-yard touchdown reception in the second quarter of the win vs. Miami (11/26).

- Scored two touchdowns for the second straight week in the win at Buffalo (12/3), crossing the goal line with touchdown runs of 1 and 14 yards in the third quarter while also adding a career-long 31-yard run in the second quarter. Totaled 103 yards on offense with 78 yards on 12 carries and caught three passes for 25 yards. Also added one tackle on special teams and returned one kickoff for 17 yards.
- Started and scored a touchdown for the third straight game on a 3-yard run in the second quarter at Miami (12/11), finishing with five rushes for 8 yards and adding five catches for 45 yards.
- Scored in his fourth straight game on a 1-yard run in the first quarter and finished with four carries for 12 yards and added one catch for 5 yards before exiting the game due to injury in the victory at Pittsburgh (12/17).
- Returned after missing three games due to injury but saw limited snaps on offense, rushing once for 5 yards in the AFC Championship victory vs. Jacksonville (1/21).
- Appeared in a reserve role at running back and rushed three times for 18 yards, while also adding a career-long reception on a 46-yard screen pass in Super Bowl LII vs. Philadelphia (2/4).

2016 (16/1 – CINCINNATI)

- Played in all 16 games with one start and accrued 74 rushing attempts for 344 yards (4.6 avg.) and two touchdowns. Also posted 17 receptions for 145 yards (8.5 avg.) and made 12 tackles on special teams.
- Made his first career regular-season start at running back in the regular-season finale vs. Baltimore (1/1) and had career highs with 27 rushing attempts for 119 yards and two touchdowns.

2015 (16/0, 1/0 – CINCINNATI)

- Played in all 16 regular-season games as a reserve and registered four rushing attempts for 4 yards (1.0 avg.) and 10 receptions for 94 yards (9.4 avg.) and one touchdown. Also posted 11 special teams tackles.

- Appeared as a reserve in the Wild Card game vs. Pittsburgh (1/9) and rushed once for 4 yards, caught one pass for 5 yards and made one special teams tackle.
- Had one reception for a career-long 27 yards vs. Kansas City (10/4).
- Tallied one reception for 5 yards and his first career regular-season touchdown vs. Pittsburgh (12/13).

2014 (9/0, 1/1 – CINCINNATI)

- Played in nine regular-season games as a reserve and registered nine rushing attempts for 27 yards (3.0 avg.) and a touchdown and seven receptions for 49 yards (7.0 avg.). Also made four special teams tackles.
- Was inactive for seven games.
- Made his first career start in the Wild Card Playoff at Indianapolis (1/4) and had one rushing attempt for 23 yards and three receptions for 34 yards (11.3 avg.).
- Tallied three rushing attempts for 14 yards and his first career touchdown in the win at Cleveland (12/14).

2013 (1/0, 0/0 – CINCINNATI)

- Played in one game as a rookie, seeing action on special teams at Baltimore (11/10). Did not accrue any statistics.
- Was inactive for 15 regular-season games and for the Wild Card Playoff vs. San Diego (1/5).

COLLEGE

- Played four seasons (2009-12) at Nebraska, with 44 games played and 22 starts, and amassed 3,329 career rushing yards and 30 touchdowns, including 14 games of 100 or more yards. Also scored five receiving touchdowns.
- Earned first-team All-Big Ten honors in 2011.
- Injury affected him for a number of games as a senior in 2012, but he recorded a 6.9-yard average on his 98 rushes and completed one of the most successful all-around careers in program history.

PERSONAL

- Attended Plano (Texas) High School, earning first-team Class 5A All-State Associated Press honors as a senior, when he rushed for 1,762 yards and 28 touchdowns and had 42 catches for 594 yards and five scores.
- Was named Ford Texas Class 5A Player of the Year in 2009 after rushing for 1,768 yards and 29 touchdowns as senior.
- Earned first-team all-district honors in basketball as a junior and senior and was part of the Class 5A state championship basketball team as a freshman.
- Earned repeated scholar-athlete awards throughout his career, including first-team CoSIDA Academic All-American in 2011 and '12, and recognition as one of 15 National Football Foundation Scholar Athletes in '12.
- Graduated from Nebraska in three and a half years with a history degree.
- Serves as a board member for Team Jack Foundation, a charity that funds research for pediatric brain cancer.
- Rex and wife, Danielle, have a son, Jett.

REX BURKHEAD STATISTICS

POS: RB HT: 5-10 WT: 215 LBS YEAR: 7TH ACQ: UFA (CIN)-17 COLLEGE: NEBRASKA BORN: 7/2/90

REGULAR SEASON OFFENSIVE STATISTICS

Year	Team	G/S	RUSHING					RECEIVING				
			NO	YDS	AVG	LG	TD	NO	YDS	AVG	LG	TD
2013	Bengals	1/0	0	0	0.0	0	0	0	0	0.0	0	0
2014	Bengals	9/0	9	27	3.0	10t	1	7	49	7.0	15	0
2015	Bengals	16/0	4	4	1.0	2	0	10	94	9.4	27	1
2016	Bengals	16/1	74	344	4.6	17	2	17	145	8.5	18	0
2017	Patriots	10/3	64	264	4.1	31	5	30	254	8.5	23	3
2018	Patriots	8/4	57	186	3.3	12	0	14	131	9.4	25	1
Totals – 6 Years		60/8	208	825	3.9	31	8	78	673	8.6	27	5

Additional Statistics: Special Teams Tackles (33): 2014 (4); 2015 (11); 2016 (12); 2017 (4); 2018 (2). 1 Blocked Punt at Denver (11/12/17); 1 Kickoff Return for 17 yards at Buffalo (12/3/17).

POSTSEASON OFFENSIVE STATISTICS

Year	Team	G/S	RUSHING					RECEIVING				
			NO	YDS	AVG	LG	TD	NO	YDS	AVG	LG	TD
2013	Bengals	0/0			Inactive							
2014	Bengals	1/1	1	23	23.0	23	0	3	34	11.3	26	0
2015	Bengals	1/0	1	4	4.0	4	0	1	5	5.0	5	0
2017	Patriots	2/0	4	23	5.8	9	0	1	46	46.0	46	0
2018	Patriots	3/1	23	96	4.2	26	3	7	45	6.4	8	0
Totals – 5 Years		7/2	29	146	5.0	26	3	12	130	10.8	46	0

Additional Statistics: Special Teams Tackles (2): 1 Special Teams Tackles vs. Pittsburgh (1/9/16); 1 Special Teams Tackle vs. L.A. Chargers (1/13/19).

BURKHEAD'S CAREER GAME-BY-GAME

PLAYERS

2013	OPPONENT	RUSHING					RECEIVING						
		P/S	NO	YDS	AVG	LG	TD	NO	YDS	AVG	LG	TD	
09/08	at Chicago		Inactive										
09/15	Pittsburgh		Inactive										
09/22	Green Bay		Inactive										
09/29	at Cleveland		Inactive										
10/06	New England		Inactive										
10/13	at Buffalo		Inactive										
10/20	at Detroit		Inactive										
10/27	N.Y. Jets		Inactive										
10/31	at Miami		Inactive										
11/10	at Baltimore	p	-	-	-	-	-	-	-	-	-	-	-
11/18	Cleveland		Inactive										
12/01	at San Diego		Inactive										
12/08	Indianapolis		Inactive										
12/15	at Pittsburgh		Inactive										
12/22	Minnesota		Inactive										
12/29	Baltimore		Inactive										
2013 Totals		1/0	0	0	0.0	0	0	0	0	0.0	0	0	0
01/05	San Diego		Inactive										
2013 Postseason		0/0	0	0	0.0	0	0	0	0	0.0	0	0	0

2014	OPPONENT	RUSHING					RECEIVING						
		P/S	NO	YDS	AVG	LG	TD	NO	YDS	AVG	LG	TD	
09/07	at Baltimore		Inactive										
09/14	Atlanta		Inactive										
09/21	Tennessee		Inactive										
10/05	at New England		Inactive										
10/12	Carolina	p	-	-	-	-	-	-	-	-	-	-	-
10/19	at Indianapolis	p	-	-	-	-	-	-	-	-	-	-	-
10/26	Baltimore		Inactive										
11/02	Jacksonville	p	-	-	-	-	-	-	-	-	-	-	-
11/06	Cleveland	p	4	12	3.0	7	0	2	3	1.5	8	0	0
11/16	at New Orleans	p	2	1	0.5	1	0	3	36	12.0	15	0	0
11/23	at Houston		Inactive										
11/30	at Tampa Bay		Inactive										
12/07	Pittsburgh	p	-	-	-	-	-	-	-	-	-	-	-
12/14	at Cleveland	p	3	14	4.7	10t	1	-	-	-	-	-	-
12/22	Denver	p	-	-	-	-	-	-	-	-	-	-	-
12/28	at Pittsburgh	p	-	-	-	-	-	-	-	-	-	-	-
2014 Totals		9/0	9	27	3.0	10t	1	7	49	7.0	15	0	0
01/04	at Indianapolis	S	1	23	23.0	23	0	3	34	11.3	26	0	0
2014 Postseason		1/1	1	23	23.0	23	0	3	34	11.3	26	0	0

2015	OPPONENT	RUSHING					RECEIVING						
		P/S	NO	YDS	AVG	LG	TD	NO	YDS	AVG	LG	TD	
09/13	at Oakland	p	-	-	-	-	-	1	24	24.0	24	0	0
09/20	San Diego	p	-	-	-	-	-	1	8	8.0	8	0	0
09/27	at Baltimore	p	-	-	-	-	-	-	-	-	-	-	-
10/04	Kansas City	p	-	-	-	-	-	1	27	27.0	27	0	0
10/11	Seattle	p	1	-2	-2.0	-2	0	-	-	-	-	-	-
10/18	at Buffalo	p	-	-	-	-	-	-	-	-	-	-	-
11/01	at Pittsburgh	p	-	-	-	-	-	-	-	-	-	-	-
11/05	Cleveland	p	-	-	-	-	-	1	7	7.0	7	0	0
11/16	Houston	p	-	-	-	-	-	-	-	-	-	-	-
11/22	at Arizona	p	-	-	-	-	-	1	7	7.0	7	0	0
11/29	St. Louis	p	2	4	2.0	2	0	2	4	2.0	3	0	0
12/06	at Cleveland	p	1	2	2.0	2	0	1	4	4.0	4	0	0
12/13	Pittsburgh	p	-	-	-	-	-	1	5	5.0	5	1	1
12/20	at San Francisco	p	-	-	-	-	-	-	-	-	-	-	-
12/28	at Denver	p	-	-	-	-	-	1	8	8.0	8	0	0
01/03	Baltimore	p	-	-	-	-	-	-	-	-	-	-	-
2015 Totals		16/0	4	4	1.0	2	0	10	94	9.4	27	1	1
01/09	Pittsburgh	p	1	4	4.0	4	0	1	5	5.0	5	0	0
2015 Postseason		1/0	1	4	4.0	4	0	1	5	5.0	5	0	0

2016	OPPONENT	RUSHING					RECEIVING						
		P/S	NO	YDS	AVG	LG	TD	NO	YDS	AVG	LG	TD	
09/11	at N.Y. Jets	p	-	-	-	-	-	-	-	-	-	-	-
09/18	at Pittsburgh	p	-	-	-	-	-	-	-	-	-	-	-
09/25	Denver	p	-	-	-	-	-	-	-	-	-	-	-
09/29	Miami	p	-	-	-	-	-	-	-	-	-	-	-
10/09	at Dallas	p	-	-	-	-	-	-	-	-	-	-	-
10/16	at New England	p	2	16	8.0	12	0	-	-	-	-	-	-
10/23	Cleveland	p	4	23	5.8	11	0	1	10	10.0	10	0	0
10/30	Washington	p	-	-	-	-	-	-	-	-	-	-	-
11/14	at N.Y. Giants	p	-	-	-	-	-	-	-	-	-	-	-
11/20	Buffalo	p	-	-	-	-	-	1	14	14.0	14	0	0
11/27	at Baltimore	p	5	29	5.8	17	0	2	19	9.5	17	0	0
12/04	Philadelphia	p	8	38	4.8	16	0	4	28	7.0	10	0	0
12/11	at Cleveland	p	9	45	5.0	11	0	1	6	6.0	6	0	0
12/18	Pittsburgh	p	7	32	4.6	10	0	2	18	9.0	18	0	0
12/24	at Houston	p	12	42	3.5	9	0	4	25	6.3	11	0	0
01/01	Baltimore	S	27	119	4.4	17	2	2	25	12.5	13	0	0
2016 Totals		16/1	74	344	4.6	17	2	17	145	8.5	27	0	0

2017	OPPONENT	RUSHING					RECEIVING						
		P/S	NO	YDS	AVG	LG	TD	NO	YDS	AVG	LG	TD	
09/07	Kansas City	S	3	15	5.0	14	0	1	8	8.0	8	0	0
09/17	at New Orleans	S	2	3	1.5	2	0	3	41	13.7	19t	1	1
09/24	Houston		Inactive										
10/01	Carolina		Inactive										
10/05	at Tampa Bay		Inactive										
10/15	at N.Y. Jets		Inactive										
10/22	Atlanta	p	6	31	5.2	9	0	1	11	11.0	11	0	0
10/29	L.A. Chargers	p	4	15	3.8	7	0	7	68	9.7	14	0	0
11/12	at Denver	p	10	36	3.6	8	0	3	27	9.0	14t	1	1
11/19	at Oakland	p	5	16	3.2	4	0	4	21	5.3	10	0	0
11/26	Miami	p	13	50	3.8	22	1	2	3	1.5	2	1	1
12/03	at Buffalo	p	12	78	6.5	31	2	3	25	8.3	11	0	0
12/11	at Miami	S	5	8	1.6	3t	1	5	45	9.0	23	0	0
12/17	at Pittsburgh	p	4	12	3.0	6	1	1	5	5.0	5	0	0
12/24	Buffalo		Inactive										
12/31	N.Y. Jets		Inactive										
2017 Totals		10/3	64	264	4.1	31	5	30	254	8.5	23	3	3
01/13	Tennessee		Inactive										
01/21	Jacksonville	p	1	5	5.0	5	0	-	-	-	-	-	-
02/04	Philadelphia	p	3	18	6.0	9	0	1	46	46.0	46	0	0
2017 Postseason		2/0	4	23	5.8	9	0	1	46	46.0	46	0	0

2018	OPPONENT	RUSHING					RECEIVING						
		P/S	NO	YDS	AVG	LG	TD	NO	YDS	AVG	LG	TD	
09/09	Houston	S	18	64	3.6	12	0	1	5	5.0	5	0	0
09/16	at Jacksonville	S	6	22	3.7	12	0	-	-	-	-	-	-
09/23	at Detroit	p	-	-	-	-	-	2	26	13	19	-	-
09/30	Miami		Placed on injured reserve (9/26)										
11/25	at N.Y. Jets		Activated to 53-man roster (11/26)										
12/02	Minnesota	p	7	20	2.9	10	0	2	21	10.5	15	0	0
12/09	at Miami	p	4	2	0.5	3	0	1	3	3.0	3	0	0
12/16	at Pittsburgh	S	4	25	6.3	10	0	3	18	6.0	8	0	0
12/23	Buffalo	S	13	39	3.0	10	0	4	40	10.0	25	0	0
12/30	N.Y. Jets	p	5	14	2.8	8	0	1	18	18.0	18t	1	1
2018 Totals		8/4	57	186	3.3	12	0	14	131	9.4	25	1	1
01/13	L.A. Chargers	S	4	12	3.0	6	1	1	7	7.0	7	0	0
01/20	at Kansas City	p	12	41	3.4	14	2	4	23	5.8	6	0	0
02/03	L.A. Rams	p	7	43	6.1	26	0	2	15	7.5	8	0	0
2018 Postseason		3/1	23	96	4.2	26	3	7	45	6.4	8	0	0



ADAM BUTLER



70 | DEFENSIVE LINE

HT: 6-5 | **WT:** 300 | **Born:** 4/12/1994 | **Exp. (NFL/Patriots):** 3/3
GP/GS (Playoffs): 32/6 (6/0) | **Acq:** FA-17
College: Vanderbilt | **Hometown:** Duncanville, Texas

SUPER BOWLS: 18

CAREER TRANSACTIONS

Adam Butler was signed by the New England Patriots as a rookie free agent on May 5, 2017.

SEASONAL REVIEWS

2018 (16/0, 3/0)

- Played in all 16 regular-season games as a reserve and posted 17 tackles, three sacks, one forced fumble and two passes defended.
- Appeared as a reserve in all three postseason contests, including the Super Bowl LIII win over the L.A. Rams (2/3) and contributed with one tackle.
- Appeared as a reserve defensive lineman and posted a season-high five tackles in the season-opening victory vs. Houston (9/9).
- Contributed as a reserve defensive lineman and part of a defensive unit that held the Dolphins to just 172 total yards of offense in the victory vs. Miami (9/30). Finished with two tackles and a pass defended, while adding a 9-yard sack of QB Ryan Tannehill.
- Saw limited snaps defensively and contributed with a sack of QB Kirk Cousins for an 8-yard loss during the win vs. Minnesota (12/2).
- Contributed on defense with one tackle and made a key sack of QB Sam Darnold for a 5-yard loss, while also forcing a fumble on the play that was picked up by LB Kyle Van Noy and returned 46 yards for a New England touchdown in the win vs. the New York Jets (12/30).

2017 (16/6, 3/0)

- Played in all 16 regular-season games with six starts and totaled 19 tackles and two sacks.
- Appeared as a reserve in all three postseason contests and posted three tackles and two sacks.
- Made his first career start at defensive tackle in the win at New Orleans (9/17). Did not accrue any statistics.
- Appeared in a reserve role along the defensive line vs. Atlanta (10/22) and contributed with three total tackles, while also adding the first sack of his career for a 10-yard loss on a second-down play to set up a third-and-long.
- Appeared in a reserve role on the defensive line and finished with two tackles and one sack for a 10-yard loss on a third-quarter third down to force a punt at Miami (12/11).
- Contributed as a reserve defensive lineman and made one tackle and notched his first-career postseason sack for a

EXTRA POINTS

- Adam Butler arrived at Vanderbilt as an accomplished high school offensive lineman and spent his freshman season redshirting as a backup at center and guard. During his first offseason, Butler entered a rib eating contest, which judges ruled his team had lost. Butler disagreed and began arguing with the judges. Then Commodore defensive coordinator Bob Shoop was in attendance and witnessed Butler's demeanor and was impressed with his competitive attitude. Shoop convinced then-head coach James Franklin to ask Butler to transition to defense. "Coach Franklin brought me into his office and he asked me what I wanted, and I wanted whatever was best for the team," said Butler. "Because we were so short on defensive linemen at that time, that's how it happened."

5-yard loss to force a punt in the third quarter of the Divisional Playoff victory vs. Tennessee (1/13).

- Appeared as a reserve defensive lineman and recorded one tackle and his second sack of the postseason to force a second-quarter punt in the AFC Championship victory vs. Jacksonville (1/21).

COLLEGE

- Played in 49 games with 36 starts and registered 109 tackles, 9½ sacks, one forced fumble, one fumble recovery and five passes defended.
- Also blocked two extra points while playing special teams.
- Led the Commodore defense with four sacks as a senior in 2016.
- Began collegiate career as an offensive lineman before switching to defensive tackle as a redshirt freshman in 2013.

PERSONAL

- Was a two-time first team 5A All-District selection and two-time captain as a junior and senior at Duncanville (Texas) High School.
- Earned team MVP honors as a senior.
- Also earned letters as a thrower in track & field.
- Majored in earth and environmental sciences at Vanderbilt.
- Descendant of Texas children's rights campaigner Edna Gladney, subject of the 1940's film "Blossoms in the Dust."

ADAM BUTLER STATISTICS

POS: DL HT: 6-5 WT: 300 LBS YEAR: 3RD ACQ: FA-17 COLLEGE: VANDERBILT BORN: 4/12/94

REGULAR SEASON DEFENSIVE STATISTICS

Year	Team	G/S	TACKLES					INTERCEPTIONS					MISCELLANEOUS					
			TT	UT	A	S	YDS	NO	YDS	AVG	LG	TD	PD	FF	FR	YDS	TD	SPT
2017	Patriots	16/6	19	11	8	2.0	20.0	0	0	0.0	0	0	0	0	0	0	0	0
2018	Patriots	16/0	17	8	9	3.0	22.0	0	0	0.0	0	0	1	1	0	0	0	
Totals – 2 Years		32/6	36	19	17	5.0	42.0	0	0	0.0	0	0	1	1	0	0	0	

POSTSEASON DEFENSIVE STATISTICS

Year	Team	G/S	TACKLES					INTERCEPTIONS					MISCELLANEOUS				
			TT	UT	A	S	YDS	NO	YDS	AVG	LG	TD	PD	FF	FR	YDS	TD
2017	Patriots	3/0	3	3	0	2.0	11.0	0	0	0.0	0	0	0	0	0	0	0
2018	Patriots	3/0	1	0	1	0.0	0.0	0	0	0.0	0	0	0	0	0	0	0
Totals – 2 Years		6/0	4	3	1	2.0	11.0	0	0	0.0	0	0	0	0	0	0	0

BUTLER'S CAREER GAME-BY-GAME

2017	OPPONENT	P/S	TT	UT	A	S	YDS	INT	YDS	PD	FF	FR	SPT	2018	OPPONENT	P/S	TT	UT	A	S	YDS	INT	YDS	PD	FF	FR	SPT
09/07	Kansas City	p	1	1	0	-	-	-	-	-	-	-	-	09/09	Houston	p	5	1	4	-	-	-	-	-	-	-	-
09/17	at New Orleans	S	0	0	-	-	-	-	-	-	-	-	-	09/16	at Jacksonville	p	1	1	0	-	-	-	-	-	-	-	-
09/24	Houston	S	3	1	2	-	-	-	-	-	-	-	-	09/23	at Detroit	p	0	0	0	-	-	-	-	-	-	-	-
10/01	Carolina	S	0	0	0	-	-	-	-	-	-	-	-	09/30	Miami	p	2	2	0	1.0	9.0	-	-	1	-	-	
10/05	at Tampa Bay	S	2	1	1	-	-	-	-	-	-	-	-	10/04	Indianapolis	p	1	1	0	-	-	-	-	1	-	-	
10/15	at N.Y. Jets	p	1	1	0	-	-	-	-	-	-	-	-	10/14	Kansas City	p	0	0	0	-	-	-	-	-	-	-	
10/22	Atlanta	p	3	2	1	1.0	10.0	-	-	-	-	-	-	10/21	at Chicago	p	0	0	0	-	-	-	-	-	-	-	
10/29	L.A. Chargers	S	2	1	1	-	-	-	-	-	-	-	-	10/29	at Buffalo	p	0	0	0	-	-	-	-	-	-	-	
11/12	at Denver	S	3	2	1	-	-	-	-	-	-	-	-	11/04	Green Bay	p	3	0	3	-	-	-	-	-	-	-	
11/19	at Oakland	p	0	0	0	-	-	-	-	-	-	-	-	11/11	at Tennessee	p	1	0	1	-	-	-	-	-	-	-	
11/26	Miami	p	0	0	0	-	-	-	-	-	-	-	-	11/25	at N.Y. Jets	p	0	0	0	-	-	-	-	-	-	-	
12/03	at Buffalo	p	2	1	1	-	-	-	-	-	-	-	-	12/02	Minnesota	p	1	1	0	1.0	8.0	-	-	-	-	-	
12/11	at Miami	p	2	1	1	1.0	10.0	-	-	-	-	-	-	12/09	at Miami	p	1	1	0	-	-	-	-	-	-	-	
12/17	at Pittsburgh	p	0	0	0	-	-	-	-	-	-	-	-	12/16	at Pittsburgh	p	1	0	1	-	-	-	-	-	-	-	
12/24	Buffalo	p	0	0	0	-	-	-	-	-	-	-	-	12/23	Buffalo	p	1	0	1	-	-	-	-	-	-	-	
12/31	N.Y. Jets	p	0	0	0	-	-	-	-	-	-	-	-	12/30	N.Y. Jets	p	1	1	0	1.0	5.0	-	-	-	1	-	
2017 Totals		16/6	19	11	8	2.0	20.0	0	0	0	0	0	0	2018 Totals		16/0	17	8	9	3.0	22.0	0	0	2	1	0	
01/13	Tennessee	p	1	1	0	1.0	5.0	-	-	-	-	-	-	01/13	L.A. Chargers	p	1	0	1	-	-	-	-	-	-	-	
01/21	Jacksonville	p	1	1	0	1.0	6.0	-	-	-	-	-	-	01/20	at Kansas City	p	0	0	0	-	-	-	-	-	-	-	
02/04	Philadelphia	p	1	1	0	-	-	-	-	-	-	-	-	02/03	L.A. Rams	p	0	0	0	-	-	-	-	-	-	-	
2017 Postseason		3/0	3	3	0	2.0	11.0	0	0	0	0	0	0	2018 Postseason		3/0	1	0	1	0.0	0.0	0	0	0	0	0	

PLAYERS



SHILIQUE CALHOUN

 **74** | LINEBACKER

HT: 6-4 | **WT:** 260 | **Born:** 3/20/1992 | **Exp. (NFL/Patriots):** 4/1
GP/GS (Playoffs): 26/0 (0/0) | **Acq:** FA-19
College: Michigan State | **Hometown:** Middletown, N.J.

PRONOUNCED sha-LEEK cal-HOON CAREER TRANSACTIONS

Shilique Calhoun was signed by the New England Patriots as a free agent on May 2, 2019 ... Originally drafted by the Oakland Raiders in the third round (75th overall) of the 2016 NFL Draft ... Released by Oakland (9/2/17) ... Signed by Oakland to the practice squad (9/3/17) ... Signed by Oakland to the 53-man roster from the practice squad (10/14/17) ... Released by Oakland (9/13/18) ... Signed by Oakland to the practice squad (9/14/18) ... Signed by Oakland to the 53-man roster from the practice squad (9/18/18).

SEASONAL REVIEWS 2018 (7/0 – OAKLAND)

- Appeared in seven games as a reserve after beginning the season on the practice squad and made 12 tackles before being placed on injured reserve on Dec. 5.

2017 (9/0 – OAKLAND)

- Appeared in nine games, mostly on special teams, after being activated from the practice squad on Oct. 14, and totaled six tackles and two special teams stops.

2016 (10/0, 0/0 – OAKLAND)

- Appeared in 10 games as a rookie as a rotational linebacker, making six tackles, a half-sack and one pass defended. Also added three tackles on special teams before being placed on injured reserve on Dec. 23.
- Made his first NFL appearance as a reserve linebacker at New Orleans (9/11) and contributed mostly on special teams.

COLLEGE

- Started 41 of the 54 games he appeared in over four seasons, totaling 131 tackles, 27 sacks, four forced fumbles, five fumble recoveries, one interception and five passes defended.

- Finished his career at Michigan State ranked second on the school's all-time sack list with 27.
- Was a three-time second-team All-American and three-time first-team All-Big Ten honoree (2013-15).
- Started all 14 games as a senior and helped lead the Spartans to a Big Ten title and a berth in the College Football Playoff, adding a career-high and team-leading 10½ sacks.

PERSONAL

- Played both defensive end and tight end for Middletown (N.J.) High School North, registering 45 tackles and four sacks defensively and adding 28 receptions for 450 yards with four touchdowns offensively as a senior.
- Selected to the Coaches' All-Division Team (Class A North) as a tight end following his senior season.

SHILIQUE CALHOUN STATISTICS

POS: LB HT: 6-4 WT: 260 LBS YEAR: 4TH ACQ: FA-19 COLLEGE: MICHIGAN STATE BORN: 3/20/92

REGULAR SEASON DEFENSIVE STATISTICS

Year	Team	G/S	TACKLES					YDS	NO	INTERCEPTIONS					MISCELLANEOUS					
			TT	UT	A	S	YDS			YDS	AVG	LG	TD	PD	FF	FR	YDS	TD	SPT	
2016	Raiders	10/0	6	5	1	0.5	1.0	0	0	0.0	0	0	1	0	0	0	0	0	0	3
2017	Patriots	9/0	6	4	2	0.0	0.0	0	0	0.0	0	0	0	0	0	0	0	0	0	
2018	Raiders	7/0	12	6	6	0.0	0.0	0	0	0.0	0	0	0	0	0	0	0	0	0	
Totals – 3 Years		26/0	24	15	9	0.5	1.0	0	0	0.0	0	0	1	0	0	0	0	0	3	

POSTSEASON DEFENSIVE STATISTICS

Year	Team	G/S	TACKLES					YDS	NO	INTERCEPTIONS					MISCELLANEOUS					
			TT	UT	A	S	YDS			YDS	AVG	LG	TD	PD	FF	FR	YDS	TD	SPT	
2016	Raiders	3/0																		
Totals – 1 Year		0/0	0	0	0	0.0	0.0	0	0	0.0	0	0	0	0	0	0	0	0	0	0

**MARCUS CANNON**

 **61 | OFFENSIVE LINE**

HT: 6-5 | **WT:** 335 | **Born:** 5/6/1988 | **Exp. (NFL/Patriots):** 9/9

GP/GS (Playoffs): 100/54 (18/10) | **Acq:** D5a-11 (138th)

College: Texas Christian | **Hometown:** Odessa, Texas

 **SUPER BOWLS:** 14, 16, 18

CAREER TRANSACTIONS

Marcus Cannon was drafted by the New England Patriots in the fifth round (138th overall) of the 2011 NFL Draft.

CAREER HIGHLIGHTS

- Three-time Super Bowl winner along an offensive line that has finished with a top-10 offense in the NFL in seven of his first eight seasons.

SEASONAL REVIEWS**2018 (13/13, 3/3)**

- Started all 13 regular-season games he appeared in and all three playoff contests at right tackle for the NFL's fifth-ranked offense.
- Was inactive at Jacksonville (9/16), at Chicago and at Buffalo (10/29) due to injury.

2017 (7/7, 0/0)

- Started at right tackle in seven of first eight games of the season, missing the win vs. Houston (9/24) due to injury.
- Started at right tackle in the win vs. L.A. Chargers (10/29) but left the game in the second quarter due to injury and did not return.
- Was inactive due to injury at Denver (11/12), at Oakland (11/19), vs. Miami (11/26), at Buffalo (12/3) and at Miami (12/11) before being placed on injured reserve on December 13.

2016 (15/15, 3/3)

- Started 15 regular-season games and all three playoff games at right tackle for the fourth-ranked offense overall.
- Was inactive at Cleveland (10/9) due to injury.

- Returned from injury after being inactive the previous week and started at right tackle in the win vs. Cincinnati (10/16).

2015 (12/8, 2/2)

- Appeared in 12 regular-season games with eight starts - two at left tackle and the final six games of the regular season at right tackle.
- Became the starting right tackle after Nate Solder went on injured reserve and Sebastian Vollmer moved from right to left tackle following a return to action after missing four games due to injury, starting at Denver (11/29). Also saw action at guard early in the season.
- Started both playoff contests at right tackle.
- Was inactive for four games due to injury.
- Rotated in at right and left tackle in the first half at Dallas (10/11), and replaced an injured Nate Solder at left tackle in the second half.
- Started at left tackle in the win at Indianapolis (10/18), but suffered a toe injury in the first series and was forced to leave the game and did not return. Missed the next four games due to injury.
- Returned to action after missing four games due to injury and started at left tackle in the win vs. Buffalo (11/23).
- Started at right tackle, playing every offensive snap in the AFC Championship at Denver (1/24).

2014 (16/3, 3/0)

- Played in all 16 regular-season games with four starts - three at left guard and one at right tackle.
- Played as a reserve on special teams in all three playoff games.
- Started the first three games of the season at left guard.
- Saw action as an eligible tight end and on special teams at Green Bay (11/30) and at San Diego (12/7).
- Rotated in at left tackle when starter Nate Solder flexed out as a tackle-eligible tight end, and also contributed on special teams in the win vs. Miami (12/14).
- Made his first start of the season at right tackle in place of an injured Sebastian Vollmer vs. Buffalo (12/28).

2013 (14/6, 2/2)

- Played in 14 regular-season games with six starts at right tackle after Sebastian Vollmer's season ended with an injury.
- Missed two games due to injury.
- Started both playoff games at right tackle.
- Came on in relief of Sebastian Vollmer at right tackle vs. Tampa Bay (9/22) after Vollmer left the game with a foot injury and did not return.
- Came on in relief of Dan Connolly at right guard vs. New Orleans (10/13) after Connolly left the game with a foot injury and did not return.
- Replaced Sebastian Vollmer at right tackle vs. Miami

EXTRA POINTS

- On April 20, 2011, just days before Texas Christian offensive line prospect Marcus Cannon was to enter the NFL Draft, he was diagnosed with non-Hodgkin's lymphoma, a treatable form of cancer found in lymph tissue. A little more than one week later, the Patriots selected Cannon in the fifth round (138th overall) of the draft with the knowledge of his illness. The Patriots placed Cannon on the Reserve/Non-Football Injury list to start the 2011 season while he received treatment and recovered. Cannon was activated to the 53-man roster later that year and is now in his ninth season with the team. Cannon made a full recovery and was named the Patriots 2011 Ed Block Courage Award winner - an annual award presented to select players in the National Football League who are voted by their teammates as role models of inspiration, sportsmanship and courage.

(10/27) after Vollmer left with a leg injury and did not return.

- Started the second game of his career vs. Pittsburgh (11/3), replacing Sebastian Vollmer as part of an offensive line that helped score 55 points and rack up 610 yards against the Steelers.
- Started at right tackle vs. Denver (11/24) but left in the first quarter with an injury and did not return.
- Missed the following two games at Houston (12/1) and vs. Cleveland (12/8) due to injury. Will Svitek started those two contests in his place.
- Made his first career playoff start vs. Indianapolis (1/11).

2012 (16/1, 2/0)

- Appeared in all 16 regular-season games and made one start at right tackle. Also appeared regularly on field goals and extra points.
- Made his first career start at right tackle in place of an injured Sebastian Vollmer at N.Y. Jets (11/22).
- Played in sub packages along the offensive line, including tackle-eligible tight end in the win at St. Louis (10/28).

2011 (7/0, 3/0)

- Was activated off the Reserve/Non-Injury list on Nov. 15, and played in seven games on the offensive line and special teams.
- 2011 Ed Block Courage Award winner.
- Saw significant time at right tackle when fellow rookie Nate Solder shifted to tackle-eligible tight end and by rule, would have to exit the game for a play before returning to play tackle.
- Saw his most extensive playing time of the season vs. Miami (12/24) when he entered the game in the second quarter at right tackle with Matt Light and Logan Mankins out with injuries.
- Saw action as a reserve on special teams in Super Bowl XLVI vs. N.Y. Giants (2/5), the AFC Championship vs. Baltimore (1/22), and the Divisional Playoff game vs. Denver (1/14).

HONORS & AWARDS

2016: Associated Press All-Pro: Second Team

COLLEGE

- Cannon appeared in 49 games at Texas Christian, starting the final 36 contests that he appeared in – 24 at right tackle and 12 on the left side.
- Honors and Awards (2010): third-team All-American honors from both NFL Draft Report and Rivals.com, honorable mention from Sports Illustrated; first-team All-Mountain West Conference accolades.
- Moved to left tackle during spring drills of his senior season and produced one of the finest seasons ever recorded by a TCU blocker.
- Did not allow any sacks in 2009 and 2010, despite never playing the left tackle position prior to his senior year.
- Cannon helped the squad set school season-records in 2010 for points scored (541) and touchdowns recorded (70).
- Honors and Awards (2009): All-American honorable mention by NFL Draft Report; first-team All-Mountain West Conference honors; "Top 10 Workout Warrior" by ESPN for the second year in a row.
- Honors and Awards (2008): Honorable mention All-Mountain West Conference selection in his first year in the starting lineup; "Top-10 Workout Warrior" by ESPN.
- Redshirted as a freshman.

PERSONAL

- Born Marcus Darell Cannon on May 6, 1988, in Roswell, N.M.
- Attended Odessa (Texas) High School.
- All-District honorable mention as a junior, earning All-District first-team and Class 5A All-State honors during his senior season.
- Also lettered in basketball, track and field and power-lifting.
- Threw the discus 175 feet, 4 inches to finish fourth overall at the Texas Class 5A State meet in 2006.
- Posted a personal-best toss of 60 feet, 8 inches in the shot put and 176 feet, 8 inches in the discus.
- Standout for the Horned Frogs' indoor and outdoor track and field teams from 2009-10, often shuttling between football spring camp and track events.
- Majored in communications at Texas Christian.
- Uncle, Allen Cannon, played at Vanderbilt (1981-82).
- Marcus and his wife, Alyssa, have two daughters, Madison and Mia, and a son, Marcus Jr.



JOE CARDONA

49 | LONG SNAPPER

HT: 6-3 | **WT:** 245 | **Born:** 4/16/1992 | **Exp. (NFL/Patriots):** 5/5
GP/GS (Playoffs): 64/0 (11/0) | **Acq:** D5-15 (166th)
College: Navy | **Hometown:** El Cajon, Calif.

 **SUPER BOWLS:** 16, 18

PRONOUNCED *car-DOAN-ah*

Joe Cardona was drafted by the New England Patriots in the fifth round (166th overall) of the 2015 NFL Draft.

SEASONAL REVIEWS**2018 (16/0, 3/0)**

- Handled long-snapping duties for all Patriots punts, field goals and extra points through all Patriots regular and postseason contests, including the Super Bowl LIII win vs. L.A. Rams (2/3). Posted one tackle on special teams.
- Handled long-snapping duties and made one special teams tackle at Detroit (9/23).

2017 (16/0, 3/0)

- Handled long-snapping duties for all Patriots punts, field goals and extra points through all Patriots regular and postseason contests, including the Super Bowl LII vs. Philadelphia (2/4). Totaled a career-high four special teams tackle

2016 (16/0, 3/0)

- Handled long-snapping duties for all Patriots punts, field goals and extra points through all Patriots regular and postseason contests, including the Super Bowl LI victory

EXTRA POINTS

- Cardona graduated from the Naval Academy in 2015, where Bill Belichick's father, Steve, served as an assistant football coach for 34 years.
- Cardona is the third Navy alum drafted by the Patriots, joining Heisman Trophy winner and Winchester native Joe Bellino (1961) and Max Lane (1994).
- Prior to the Oct. 22, 2017 home game vs. Atlanta, Cardona organized an effort amongst fellow Patriots players and coaches to donate 200 game tickets to military members.
- In the 2018 offseason, Cardona went on a two-week training mission to South Korea with the United States Navy Reserves.

vs. Atlanta (2/5). Posted three special teams tackles.

- Recorded one special teams tackle in the win vs. Cincinnati (10/16).
- Totaled one special teams tackle vs. Seattle (11/13).
- Recorded one special teams tackle in the win vs. Los Angeles (12/4).

2015 (16/0, 2/0)

- Handled long-snapping duties for all punts and field goals through all 16 games of the regular season and both post-season contests.
- Made his NFL debut in the win vs. Pittsburgh (9/10).
- Recorded three special teams tackles at Denver (11/29).

COLLEGE

- Four-year player at long snapper and regarded as one of the top long snappers in the country.
- Became only the second freshman to start at long snapper in program history.
- Earned four letters.

**PATRICK CHUNG**

23 | SAFETY

HT: 5-11 | **WT:** 215 | **Born:** 8/19/1987 | **Exp. (NFL/Patriots):** 11/10
GP/GS (Playoffs): 140/110 (22/10) | **Acq:** FA-14
College: Oregon | **Hometown:** Rancho Cucamonga, Calif.

 **SUPER BOWLS:** 14, 16, 18

CAREER TRANSACTIONS

Patrick Chung was signed by the New England Patriots as a free agent on April 3, 2014 ... Originally drafted by New England in the second round (34th overall) of the 2009 NFL Draft ... Signed by Philadelphia as an unrestricted free agent from New England (3/12/13) ... Released by Philadelphia (3/11/14).

SEASONAL REVIEWS**2018 (15/14, 3/3)**

- Named a co-captain for the first time in his career.
- Played in 15 regular-season games with 14 starts and totaled 81 tackles, a half-sack, one interception, three passes defended, one fumble recovery and three special teams tackles.
- Started all three playoff contests and posted 11 tackles, one pass defended and two special teams tackles.
- Was inactive at Detroit (9/23) due to injury.
- Made the start at safety and totaled three tackles in the first half at Jacksonville (9/16) before being ruled out for the entire second half due to injury.
- Returned from injury after missing the one game and started at safety, finishing with four total tackles as part of a secondary that held QB Ryan Tannehill to just 100 yards passing in the victory vs. Miami (9/30).
- Started at safety and was a key contributor on defense, finishing with 11 tackles, a half-sack of QB Andrew Luck and a second-quarter interception that led to a New England field goal to add to the lead before halftime of the victory vs. Indianapolis (10/4).
- Made the start at safety and finished with five tackles and a pass defended, while also recovering a third-quarter fumble by QB Derek Anderson that led to a Patriots field goal on the ensuing possession during the win at Buffalo (10/29).

PERSONAL

- Son of Patrick and Margaret Cardona.
- Two sport athlete who lettered twice in football and four years in lacrosse.
- Named conference MVP as a midfielder for lacrosse team his senior year.
- Commissioned as a Lieutenant in the Naval Reserves.
- Majored in economics at Navy.

EXTRA POINTS

- Patrick's mother, Sophia George, was a recording artist in Jamaica. Her hit single, 'Girlie, Girlie' – a traditional reggae song, topped the charts in 1985.
- Patrick cites his Jamaican ancestry as the inspiration for his love of cooking. "I come from a Jamaican background. Food is huge," said Chung, who in 2018 helped prepare a favorite recipe of his at Davio's Northern Italian Steakhouse.
- Started at safety and finished with a season-high 13 tackles during the victory at the New York Jets (11/25).
- Made the start at safety and finished with six tackles while adding another on special teams in the AFC Divisional Playoff win vs. L.A. Chargers (1/13).
- Started at safety and made three tackles, had one pass defended and added a special teams tackle before exiting the game due to injury early in the third quarter of the Super Bowl LIII victory vs. the Los Angeles Rams (2/3).

2017 (16/11, 3/3)

- Played all 16 regular-season games with 11 starts and finished second on the team with 78 tackles. Also tallied one interception, nine passes defended, two fumble recoveries and six special teams tackles. Added one punt return for zero yards and returned one kickoff for 4 yards.
- Started all three postseason contests and led the team with 20 tackles. Also totaled two tackles on special teams.
- Started at safety and tied for the team lead with eight tackles while adding a pass defended in the victory at New Orleans (9/17). Also performed punt return duties with two fair catches and one punt returned for zero yards.
- Posted four tackles, an interception he returned 30 yards and a pass defended in the fourth quarter of the victory at Denver (11/12).

- Started and led the team with nine tackles, while also adding a key fumble recovery late in the second quarter with the Raiders driving inside the red zone that allowed the Patriots to regain possession and add a field goal before the end of the first half to extend their lead in the 33-8 victory at Oakland (11/19) in Mexico City.
- Started at safety and finished tied for the team lead with nine tackles, while adding a fumble recovery in the victory vs. Miami (11/26). Also added a special teams tackle.
- Started at safety and finished with a team-high nine tackles, while also contributing on special teams with one tackle in Super Bowl LII vs. Philadelphia (2/4).

2016 (16/16, 3/3)

- Started all 16 regular-season games at safety and tallied 87 tackles, one sack, one interception returned for 4 yards, three passes defended and four special teams tackles.
- Started all three playoff games and totaled 14 tackles, two passes defended and four special teams tackles.
- Picked off QB Charlie Whitehurst in the third quarter of the win at Cleveland (10/9) for his first interception of the season and his first since 2014. Also added six tackles.
- Led the team with a season-high 10 tackles in the win at Pittsburgh (10/23), to mark his eighth career game with 10-plus tackles. Also added two passes defended and a tackle on special teams.
- Led the team with eight tackles in the win at San Francisco (11/20). Registered his first sack of the season and first since 2011 when he sacked quarterback Colin Kaepernick for a 12-yard loss in the first quarter.
- Posted a team-high nine tackles in the win vs. Baltimore (12/12) and recovered an onside kick with just over two minutes remaining in the game to help the Patriots run out the clock and secure the win.
- Totaled four defensive tackles and two special teams tackles in the Divisional Playoff victory vs. Houston (1/14).
- Registered five total defensive tackles, two passes de-

MULTIPLE BLOCKED KICKS

Patrick Chung is one of only 12 players since 2000 to block multiple kicks in the same game.

MULTIPLE BLOCKED KICKS IN SAME GAME

Since 2000

Player, Team	Opp. Date	Tot.	FG	Punt	XPA
C. Eaton, NE	@ BUF (12/17/00)	2	2	0	0
M. Wells, CHI	@ TB (9/10/00)	2	2	0	0
S. Rogers, DET	@ SF (11/4/01)	2	2	0	0
S. Burton, CAR	vs. ATL (11/24/02)	2	1	0	1
K. Jenkins, CAR	@ TB (9/14/03)	2	1	0	1
R. Walker, HOU	vs. NE (11/23/03)	2	1	1	0
O. Umenyiora, NYG	vs. CAR (12/28/03)	2	0	2	0
S. Rogers, CLE	vs. CIN (10/4/09)	2	1	0	1
P. Chung, NE	@ MIA (10/4/10)	2	1	1	0
R. Bryant, SEA	@ CLE (10/23/11)	2	2	0	0
R. Bryant, SEA	vs. WAS (11/27/11)	2	1	0	1
R. Seymour, OAK	@ KC (12/24/11)	2	2	0	0
T. McDonald, STL	@ TB (9/14/14)	2	1	1	0

SUPER BOWL STARTER

With his start at safety in Super Bowl LIII vs. the Los Angeles Rams, Patrick Chung joined six other players in NFL history to start at least five Super Bowls.

MOST STARTS IN A SUPER BOWL

Player	SB Starts
Tom Brady	9
Patrick Chung	5
Devin McCourty	5
Matt Light	5
Cornelius Bennett	5
John Elway	5
Charles Haley	5

and one special teams tackle in the Super Bowl LI victory vs. Atlanta (2/5).

2015 (15/14, 2/2)

- Played in 15 regular-season games with 14 starts and recorded 82 tackles, nine passes defended, one forced fumble and three special teams tackles. Also returned one kickoff for 17 yards and one punt for 4 yards.
- Started both playoff games and totaled 14 tackles.
- Was inactive at N.Y. Jets (12/27) due to injury and played but did not start at Houston (12/13), while working back from injury.
- Started at safety and recorded a season-high 10 tackles on defense and two special teams tackles in the win at N.Y. Giants (11/15).
- Started at safety and recorded five tackles and one pass defended at Denver (11/29). Also contributed on special teams, returning the first punt of his NFL career for four yards in the third quarter.
- Recorded seven tackles before leaving the game in the fourth quarter with a hip injury vs. Tennessee (12/20).
- Recorded a single-game playoff career-high nine tackles in the Divisional playoff victory vs. Kansas City (1/18).

2014 (16/15, 3/3)

- Appeared in all 16 regular-season games with 15 starts and was third on the team with 89 tackles. Also had one interception and seven passes defended and returned seven kickoffs for 140 yards.
- Started all three postseason contests and made 10 tackles.
- Did not start vs. Miami (12/14), when the defense opened in a special nickel package.
- Registered a season-high nine tackles vs. Kansas City (9/19).
- Recovered his first career fumble in the regular season vs. Detroit (12/8).
- Started at safety in the season opener at Miami (9/7) and recorded eight tackles. Also lined up to return kicks for the first time in his NFL career and returned his first kickoff 30 yards.
- Started at safety and led the team with nine tackles, including two for losses, in the win at Buffalo (10/12). Also returned two kickoffs for 29 yards.
- Started at safety and finished second on the team with a season-high 11 tackles at Green Bay (11/30).
- Recorded his first interception of the season when he picked off a Ryan Tannehill pass and returned it to the Dolphins 27-yard line in the win vs. Miami (12/14). Tom Brady

threw a touchdown pass on the very next play. Also led the team with 10 tackles and two passes defended.

- Posted a then single-game career playoff high seven tackles in the Divisional Playoff win vs. Baltimore (1/10).

2013 (12/10, 1/1 – PHILADELPHIA)

- Appeared in 12 regular-season games with 10 starts and compiled 56 tackles, seven passes defended and one fumble recovery.
- Played in one postseason game vs. New Orleans (1/4) and posted four tackles.
- Was inactive due to injury at Denver (9/29), at N.Y. Giants (10/6), vs. Dallas (10/20) and vs. N.Y. Giants (10/27).

2012 (12/8, 2/0)

- Played in 12 games with eight starts, finishing the season with 56 tackles, two interceptions, five passes defended and two special teams tackles.
- Began the season starting at safety due to injuries and the addition of Aqib Talib and finished the year in a reserve role.
- Played in a reserve role in both playoff games but did not record any statistics.
- Was inactive due to injury vs. Indianapolis (11/18), vs. Buffalo (11/11), at St. Louis (10/28) and vs. N.Y. Jets (10/21).
- Compiled a season-high eight tackles and one pass defended in the win at Buffalo (9/30).
- Started at safety in the win vs. Miami (12/30) and at Jacksonville (12/23) after an injury to Aqib Talib forced Devin McCourty to shift to left cornerback.
- Tallied a single game career-high two interceptions, both coming in the fourth quarter and the second as time expired to seal the win at Jacksonville (12/23). Also posted seven tackles.

2011 (8/8, 3/3)

- Played in eight games and finished the season with 67 tackles, one sack, one interception and four passes defended.
- Started all three playoff games including Super Bowl XLVI and made 15 tackles and defended one pass.
- Missed eight games due to injury.
- Intercepted a pass in the end zone to end a Raiders drive and lead to a Stephen Gostkowski field goal to end the first half at Oakland (10/2).
- Led the team in tackles for the third straight week with a career high 15 at Pittsburgh (10/30), adding one pass de-

fensed and a special teams tackle.

- Tallied six tackles and a pass defended in Super Bowl XLVI vs. N.Y. Giants (2/5).

2010 (14/13, 1/1)

- Played in 14 games with 13 starts and finished the season with a career-high three interceptions - one of which he returned for a touchdown - and career-best 89 tackles (second on the team) and nine passes defended.
- Was inactive vs. Minnesota (10/13) and at Cleveland (11/7) due to injury.
- Made his first career playoff start vs. N.Y. Jets (1/16).
- Led the team with 14 tackles at N.Y. Jets (9/19).
- In his third start of the season vs. Buffalo (9/26), intercepted a Ryan Fitzpatrick pass in the end zone and returned it 26 yards.
- Recorded his first blocked punt and blocked field goal at Miami (10/4), and became the first player to block a punt and field goal in the same game since Houston's Ramon Walker vs. New England (11/23/03). Blocked a second half punt to give the Patriots a first down at the Miami 15-yard line to set up a 12-yard TD run by BenJarvus Green-Ellis. He also blocked a 53-yard field goal attempt in the fourth quarter that was recovered and returned for a touchdown by Kyle Arrington.
- Recorded his first interception return for a touchdown when he picked off a Chad Henne pass in the fourth quarter and returned it 51 yards for a TD at Miami (10/4). He registered seven tackles and one special teams tackle in the game.
- Was dominant in his return to action after missing two games with an injury, leading the team with 10 tackles and one special teams tackle and recording one pass defended in a 39-26 win at Pittsburgh (11/14).

- Recorded his career-high third interception of the season in the second quarter at Buffalo (12/26), which he returned 19 yards to help set up a touchdown for a 24-3 halftime lead in a 34-3 win.

2009 (16/1, 1/0)

- Played in 16 games with one start and finished the season with 26 total tackles, two sacks, one interception, one pass defended and 13 special teams tackles.
- Recorded his first career interception in the Patriots 59-0 victory vs. Tennessee (10/18), picking off a Vince Young pass in the fourth quarter.
- Registered his first career sack at Tampa Bay (10/25) in the Patriots 35-7 win at London's Wembley Stadium, dropping Josh Johnson for a 5-yard loss in the second quarter.

- Made his first start at Indianapolis (11/15), in a nickel defense.

COLLEGE

- Started in all 51 games in which he appeared at Oregon and finished his career as the program's fourth-best tackler (384), which ranks first in school annals among non-linebackers.
- Registered nine career interceptions for 107 yards and one touchdown.
- Twice named Oregon's special teams player of the year and a first-team All-Pac 10 special teams honoree.
- Participated in more than 100 plays in a game on four occasions.

JOURNEY TO THE NFL

Long before Patrick Chung picked up flag football as a teen, his mother, Jamaican recording artist Sophia George, had preached about being a tough man in a song. Her hit single, "Girlie Girlie" – a traditional reggae song about poking fun at a boy who was not man enough – topped the charts in 1985. Chung is aware that despite his many talents, singing is not one of them. Chung, who possesses a great sense of pride in his unique heritage – his mother is Jamaican and his father is half Jamaican and half Chinese - was born in Jamaica and moved to California at age 12, where he started to play football as a freshman in high school. Chung went on to star at Oregon, where he holds the distinction of starting more games than any other defensive player in school history with 51 starts. He thought about turning pro as a junior, but ultimately decided to return for his senior season.

- Finished his senior campaign as the team's third-leading tackler (92) and recorded one interception, which he returned 31 yards for a touchdown.
- Recorded a team-leading 117 tackles, the highest total by an Oregon defensive back in 13 seasons, and was named a second-team All-America honoree as a junior.
- As a sophomore, he helped stabilize a young secondary that completed the regular season ranked 10th in the country in pass defense.
- Earned first-team freshman All-America honors by The Sporting News and Rivals.com, and was also picked as the Pac 10's defensive freshman of the year by Sporting News.
- Following his freshman season, was the recipient of the school's Len Casanova Award as the program's top newcomer.
- Redshirted as a freshman after arriving on campus at the age of 16.

PERSONAL

- Patrick Christopher Chung was born on Aug. 19, 1987, in Kingston, Jamaica to Sophia George-Chung and Ronald Chung and has seven siblings.
- Attended Rancho Cucamonga High School and excelled at wide receiver and free safety.
- Chung possesses a great sense of pride in his unique heritage. His mother is Jamaican and his father is half Jamaican and half Chinese. Patrick was born in Jamaica and moved to California at age 12 and started playing football as a freshman in high school.
- Has a son, Taj James Chung, born Sept. 18, 2010.
- Majored in political science at Oregon.

PATRICK CHUNG STATISTICS

POS: S HT: 5-11 WT: 215 LBS YEAR: 11TH ACQ: FA-14 COLLEGE: OREGON BORN: 8/19/87

REGULAR SEASON DEFENSIVE STATISTICS

Year	Team	G/S	TACKLES					INTERCEPTIONS					MISCELLANEOUS					
			TT	UT	A	S	YDS	NO	YDS	AVG	LG	TD	PD	FF	FR	YDS	TD	SPT
2009	Patriots	16/1	26	19	7	2.0	13.0	1	2	2.0	2	0	1	0	0	0	0	13
2010	Patriots	14/13	89	67	22	0.0	0.0	3	96	32.0	51t	1	9	0	0	0	0	8
2011	Patriots	8/8	67	39	28	1.0	3.0	1	0	0.0	0	0	4	0	0	0	0	2
2012	Patriots	12/8	53	32	21	0.0	0.0	2	27	0.0	0	0	5	0	0	0	0	1
2013	Eagles	12/10	56	36	20	0.0	0.0	0	0	0.0	0	0	3	0	1	0	0	2
2014	Patriots	16/15	89	54	35	0.0	0.0	1	10	10.0	10	0	8	0	0	0	0	0
2015	Patriots	15/14	82	50	32	0.0	0.0	0	0	0.0	0	0	9	1	0	0	0	3
2016	Patriots	16/16	87	48	39	1.0	12.0	1	4	4.0	0	0	3	0	1	0	0	4
2017	Patriots	16/11	78	67	11	0.0	0.0	1	30	30.0	30	0	9	0	2	0	0	6
2018	Patriots	15/14	81	51	30	0.5	5.0	1	2	0.0	0	0	3	0	1	0	0	3
Totals – 10 Years	140/110	708	463	245	4.5	33.0	11	171	16.9	51t	1	54	1	5	0	0	42	

Additional Statistics: 2010: 1 Blocked FG Attempt at Miami (10/4/10), 1 Blocked Punt at Miami (10/4/10); 2014: 7 Kickoff Returns for 140 Yards; 2015: 1 Kickoff Return for 17 Yards vs. Miami (10/29/15), 1 Punt Return for 4 Yards at Denver (11/29/15); 2016: 1 Punt Return for 7 Yards vs. Baltimore (12/12/16), 1 Special Teams Fumble Recovery vs. L.A. Rams (12/4/16); 2017: 1 Kickoff Return for 4 Yards vs. N.Y. Jets (12/31/17).

POSTSEASON DEFENSIVE STATISTICS

Year	Team	G/S	TACKLES					INTERCEPTIONS					MISCELLANEOUS					
			TT	UT	A	S	YDS	NO	YDS	AVG	LG	TD	PD	FF	FR	YDS	TD	SPT
2009	Patriots	1/0	0	0	0	0.0	0.0	0	0	0.0	0	0	0	0	0	0	0	0
2010	Patriots	1/1	4	4	0	0.0	0.0	0	0	0.0	0	0	0	0	1	0	0	0
2011	Patriots	3/3	15	5	10	0.0	0.0	0	0	0.0	0	0	1	0	0	0	0	0
2012	Patriots	2/0	0	0	0	0.0	0.0	0	0	0.0	0	0	0	0	0	0	0	0
2013	Eagles	1/1	4	4	0	0.0	0.0	0	0	0.0	0	0	0	0	0	0	0	0
2014	Patriots	3/3	10	8	2	0.0	0.0	0	0	0.0	0	0	0	0	0	0	0	0
2015	Patriots	2/2	14	8	6	0.0	0.0	0	0	0.0	0	0	0	0	0	0	0	0
2016	Patriots	3/3	14	6	8	0.0	0.0	0	0	0.0	0	0	2	0	0	0	0	4
2017	Patriots	3/3	20	13	7	0.0	0.0	0	0	0.0	0	0	0	0	0	0	0	2
2018	Patriots	3/3	11	6	5	0.0	0.0	0	0	0.0	0	0	1	0	0	0	0	2
Totals – 10 Years	22/19	92	54	38	0.0	0.0	0	0	0.0	0	0	4	0	1	0	0	0	8

Additional Statistics: 1 Rush for 0 Yards on a Fake Punt vs. N.Y. Jets (1/16/11); 1 Punt Return for -1 Yards vs. Atlanta (2/5/17).

CHUNG'S CAREER GAME-BY-GAME

PLAYERS

2009	OPPONENT	P/S	TT	UT	A	S YDS	INT YDS	PD	FF	FR	SPT			
09/14	Buffalo	p	-	-	-	-	-	-	-	-	2			
09/20	at N.Y. Jets	p	-	-	-	-	-	-	-	-	1			
09/27	Atlanta	p	-	-	-	-	-	-	-	-	3			
10/04	Baltimore	p	-	-	-	-	-	-	-	-	-			
10/11	at Denver	p	-	-	-	-	-	-	-	-	-			
10/18	Tennessee	p	4	3	1	-	1	2	1	-	1			
10/25	at Tampa Bay	p	6	5	1	1.0	5.0	-	-	-	-			
11/08	Miami	p	5	3	2	1.0	8.0	-	-	-	-			
11/15	at Indianapolis	S	4	4	0	-	-	-	-	-	1			
11/22	N.Y. Jets	p	1	0	1	-	-	-	-	-	-			
11/30	at New Orleans	S	1	0	1	-	-	-	-	-	1			
12/06	at Miami	p	3	3	0	-	-	-	-	-	-			
12/13	Carolina	p	2	1	1	-	-	-	-	-	-			
12/20	at Buffalo	p	-	-	-	-	-	-	-	-	-			
12/27	Jacksonville	p	-	-	-	-	-	-	-	-	2			
01/03	at Houston	p	-	-	-	-	-	-	-	-	2			
2009 Totals			16/1	26	19	7	2.0	13.0	1	2	1	0	0	13
01/10	Baltimore	p	-	-	-	-	-	-	-	-	-			
2009 Postseason			1/0	0	0	0	0.0	0.0	0	0	0	0	0	0

2010	OPPONENT	P/S	TT	UT	A	S YDS	INT YDS	PD	FF	FR	SPT			
09/12	Cincinnati	S	9	5	4	-	-	-	-	-	-			
09/19	at N.Y. Jets	S	14	9	5	-	-	-	-	-	1			
09/26	Buffalo	S	6	6	0	-	1	26	1	-	-			
10/04	at Miami	S	7	5	2	-	1	51	1	-	1			
10/17	Baltimore	S	8	6	2	-	-	-	-	-	-			
10/24	at San Diego	S	1	1	0	-	-	-	-	-	-			
10/31	Minnesota					Inactive								
11/07	at Cleveland					Inactive								
11/14	at Pittsburgh	S	10	8	2	-	-	-	1	-	-			
11/21	Indianapolis	S	5	4	1	-	-	-	1	-	1			
11/25	at Detroit	S	7	6	1	-	-	-	2	-	-			
12/06	N.Y. Jets	p	2	2	0	-	-	-	-	-	-			
12/12	at Chicago	S	6	4	2	-	-	-	-	-	-			
12/19	Green Bay	S	7	4	3	-	-	-	-	-	2			
12/26	at Buffalo	S	6	6	0	-	1	19	2	-	1			
01/02	Miami	S	1	1	0	-	-	-	1	-	2			
2010 Totals			14/13	89	67	22	0.0	0.0	3	96	9	0	0	8
01/16	N.Y. Jets	p	1/1	4	4	0	0.0	0.0	0	0	0	0	0	
2010 Postseason			1/1	4	4	0	0.0	0.0	0	0	0	0	0	

2011	OPPONENT	P/S	TT	UT	A	S YDS	INT YDS	PD	FF	FR	SPT			
09/12	at Miami	S	9	9	0	1.0	3.0	-	1	-	1			
09/18	San Diego	S	5	4	1	-	-	-	-	-	-			
09/25	at Buffalo					Inactive								
10/02	at Oakland	S	3	1	2	-	1	0	1	-	-			
10/09	N.Y. Jets	S	9	3	6	-	-	-	-	-	-			
10/16	Dallas	S	12	6	6	-	-	-	-	-	-			
10/30	at Pittsburgh	S	15	10	5	-	-	-	1	-	1			
11/06	N.Y. Giants	S	7	5	2	-	-	-	1	-	-			
11/13	at N.Y. Jets					Inactive								
11/21	Kansas City					Inactive								
11/27	at Philadelphia					Inactive								
12/04	Indianapolis					Inactive								
12/11	at Washington					Inactive								
12/18	at Denver					Inactive								
12/24	Miami					Inactive								
01/02	Buffalo	S	7	1	6	-	-	-	-	-	-			
2011 Totals			8/8	67	39	28	1.0	3.0	1	0	4	0	0	2
01/14	Denver	S	4	1	3	-	-	-	-	-	-			
01/22	Baltimore	S	5	2	3	-	-	-	-	-	-			
02/05	N.Y. Giants	S	6	2	4	-	-	-	1	-	-			
2011 Postseason			3/3	15	5	10	0.0	0.0	0	0	1	0	0	

2012	OPPONENT	P/S	TT	UT	A	S YDS	INT YDS	PD	FF	FR	SPT
09/09	at Tennessee	S	5	4	1	-	-	-	-	-	-
09/16	Arizona	S	6	3	3	-	-	-	1	-	-
09/23	at Baltimore	S	5	3	2	-	-	-	-	-	1
09/30	at Buffalo	S	8	3	5	-	-	-	1	-	-
10/07	Denver	S	7	3	4	-	-	-	-	-	-
10/14	at Seattle	S	4	3	1	-	-	-	-	-	-
10/21	N.Y. Jets					Inactive					

10/28	at St. Louis					Inactive								
11/11	Buffalo					Inactive								
11/18	Indianapolis					Inactive								
11/22	at N.Y. Jets	p	4	3	1	-	-	-	-	-	-			
12/02	at Miami	p	0	0	0	-	-	-	-	-	-			
12/10	Houston	p	2	1	1	-	-	-	-	-	-			
12/16	San Francisco	p	2	1	1	-	-	-	-	-	1			
12/23	at Jacksonville	S	7	5	2	-	-	2	27	2	-			
12/30	Miami	S	3	3	0	-	-	-	-	1	-			
2012 Totals			12/8	53	32	21	0.0	0.0	2	27	5	0	0	2
01/13	Houston	p	0	0	0	-	-	-	-	-	-			
01/20	Baltimore	p	0	0	0	-	-	-	-	-	-			
2012 Postseason			2/0	0	0	0	0.0	0.0	0	0	0	0	0	0

2013	OPPONENT	P/S	TT	UT	A	S YDS	INT YDS	PD	FF	FR	SPT			
09/09	at Washington	S	7	3	4	-	-	-	-	-	-			
09/15	San Diego	S	7	5	2	-	-	-	-	-	-			
09/19	Kansas City	S	9	4	5	-	-	-	-	-	-			
09/29	at Denver					Inactive								
10/06	at N.Y. Giants					Inactive								
10/13	at Tampa Bay	S	3	2	1	-	-	-	1	-	-			
10/20	Dallas					Inactive								
10/27	N.Y. Giants					Inactive								
11/03	at Oakland	p	3	2	1	-	-	-	1	-	-			
11/10	at Green Bay	p	3	2	1	-	-	-	2	-	-			
11/17	Washington	S	8	5	3	-	-	-	-	-	-			
12/01	Arizona	S	1	0	1	-	-	-	1	-	-			
12/08	Detroit	S	4	3	1	-	-	-	-	-	1			
12/15	at Minnesota	S	6	5	1	-	-	-	-	-	-			
12/22	Chicago	S	2	2	0	-	-	-	1	-	-			
12/29	at Dallas	S	5	4	1	-	-	-	1	-	-			
2013 Totals			12/10	56	36	20	0.0	0.0	0	0	7	0	1	0
01/20	New Orleans	S	4	3	1	-	-	-	-	-	-			
2013 Postseason			2/0	4	3	1	0.0	0.0	0	0	0	0	0	

2014	OPPONENT	P/S	TT	UT	A	S YDS	INT YDS	PD	FF	FR	SPT			
09/07	at Miami	S	8	4	4	-	-	-	-	-	-			
09/14	at Minnesota	S	3	2	1	-	-	-	-	-	-			
09/21	Oakland	S	2	1	1	-	-	-	1	-	-			
09/29	at Kansas City	S	2	2	0	-	-	-	-	-	-			
10/05	Cincinnati	S	6	4	2	-	-	-	-	-	-			
10/12	at Buffalo	S	9	5	4	-	-	-	-	-	-			
10/16	N.Y. Jets	S	8	4	4	-	-	-	-	-	-			
10/26	Chicago	S	6	3	3	-	-	-	-	-	-			
11/02	Denver	S	8	6	2	-	-	-	3	-	-			
11/16	at Indianapolis	S	2	1	1	-	-	-	-	-	-			
11/23	Detroit	S	6	4	2	-	-	-	1	-	-			
11/30	at Green Bay	S	11	8	3	-	-	-	-	-	-			
12/07	at San Diego	S	1	1	0	-	-	-	-	-	-			
12/14	Miami	p	10	5	5	-	1	10	2	-	-			
12/21	at N.Y. Jets	S	5	3	2	-	-	-	-	-	-			
12/28	Buffalo	S	2	1	1	-	-	-	-	-	-			
2014 Totals			16/16	89	54	35	0.0	0.0	1	10	7	0	0	0
01/10	Baltimore	S	7	5	2	-	-	-	-	-	-			
01/18	Indianapolis	S	2	2	0	-	-	-	-	-	-			
02/01	Seattle	S	1	1	0	-	-	-	-	-	-			
2014 Postseason			3/3	10 </										

CHUNG'S CAREER GAME-BY-GAME (CONT.)

01/03	at Miami	S	6	4	2	-	-	-	-	-	-	-	-	-	-	-	-	-	-
2015 Totals			15/14	82	50	32	0.0	0.0	0	0	9	0	0	3					

2016	OPPOSITION	P/S	TT	UT	A	S	YDS	INT	YDS	PD	FF	FR	SPT
09/11	at Arizona	S	5	2	3	-	-	-	-	-	-	-	1
09/18	Miami	S	6	6	0	-	-	-	-	-	-	-	-
09/22	Houston	S	4	3	1	-	-	-	-	-	-	-	-
10/02	Buffalo	S	5	1	4	-	-	-	-	-	-	-	-
10/09	at Cleveland	S	6	4	2	-	-	1	4	1	-	-	1
10/16	Cincinnati	S	5	2	3	-	-	-	-	-	-	-	-
10/23	at Pittsburgh	S	10	6	4	-	-	-	-	2	-	-	1
10/30	at Buffalo	S	5	4	1	-	-	-	-	-	-	-	-
11/13	Seattle	S	6	5	1	-	-	-	-	-	-	-	-
11/20	at San Francisco	S	8	6	2	1.0	12.0	-	-	-	-	-	1
11/27	at N.Y. Jets	S	5	1	4	-	-	-	-	-	-	-	-
12/04	Los Angeles	S	4	0	4	-	-	-	-	-	-	-	-
12/12	Baltimore	S	9	4	5	-	-	-	-	-	-	-	-
12/18	at Denver	S	2	2	0	-	-	-	-	-	-	-	-
12/24	N.Y. Jets	S	4	1	3	-	-	-	-	-	-	-	-
01/01	at Miami	S	3	1	2	-	-	-	-	-	-	-	-
2016 Totals			16/16	87	48	39	1.0	12.0	1	4	3	0	4

2016	OPPOSITION	P/S	TT	UT	A	S	YDS	INT	YDS	PD	FF	FR	SPT
01/14	Houston	S	4	1	3	-	-	-	-	-	-	-	2
01/22	Pittsburgh	S	5	1	4	-	-	-	-	-	-	-	1
02/05	Atlanta	S	5	4	1	-	-	-	-	2	-	-	1
2016 Postseason			3/3	14	6	8	0.0	0.0	0	0	2	0	4

2017	OPPOSITION	P/S	TT	UT	A	S	YDS	INT	YDS	PD	FF	FR	SPT
09/07	Kansas City	S	2	2	0	-	-	-	-	-	-	-	1
09/17	at New Orleans	S	8	7	1	-	-	-	-	1	-	-	-
09/24	Houston	p	2	2	0	-	-	-	-	-	-	-	-
10/01	Carolina	S	6	5	1	-	-	-	-	-	-	-	1
10/05	at Tampa Bay	S	3	2	1	-	-	-	-	3	-	-	-
10/15	at N.Y. Jets	p	5	4	1	-	-	-	-	-	-	-	1
10/22	Atlanta	p	5	4	1	-	-	-	-	-	-	-	1

10/29	L.A. Chargers	p	2	1	1	-	-	-	-	-	-	-	-
11/12	at Denver	p	4	4	0	-	-	1	30	1	-	-	-
11/19	at Oakland	S	9	8	1	-	-	-	-	-	-	1	-
11/26	Miami	S	9	8	1	-	-	-	-	-	-	1	1
12/03	at Buffalo	S	4	4	0	-	-	-	-	-	-	-	-
12/11	at Miami	S	7	6	1	-	-	-	-	1	-	-	-
12/17	at Pittsburgh	S	4	4	0	-	-	-	-	1	-	-	1
12/24	Buffalo	S	6	4	2	-	-	-	-	2	-	-	-
12/31	N.Y. Jets	S	2	2	0	-	-	-	-	-	-	-	-

2017 Totals			16/11	78	67	11	0.0	0.0	1	30	9	0	2	6
01/13	Tennessee	S	4	2	2	-	-	-	-	-	-	-	1	
01/21	Jacksonville	S	7	5	2	-	-	-	-	-	-	-	-	
02/04	Philadelphia	S	9	6	3	-	-	-	-	-	-	-	1	
2017 Postseason			3/3	20	13	7	0.0	0.0	0	0	0	0	2	

2018	OPPOSITION	P/S	TT	UT	A	S	YDS	INT	YDS	PD	FF	FR	SPT	
09/09	Houston	S	4	3	1	-	-	-	-	-	-	-	-	
09/16	at Jacksonville	S	3	3	0	-	-	-	-	-	-	-	-	
09/23	at Detroit						Inactive							
09/30	Miami	S	4	1	3	-	-	-	-	-	-	-	-	
10/04	Indianapolis	S	11	3	8	0.5	5.0	1	2	1	-	-	-	
10/14	Kansas City	S	2	2	0	-	-	-	-	-	-	-	2	
10/21	at Chicago	S	7	7	0	-	-	-	-	1	-	-	-	
10/29	at Buffalo	S	5	5	0	-	-	-	-	1	-	-	1	
11/04	Green Bay	S	6	3	3	-	-	-	-	-	-	-	-	
11/11	at Tennessee	S	4	2	2	-	-	-	-	-	-	-	-	
11/25	at N.Y. Jets	S	13	7	6	-	-	-	-	-	-	-	-	
12/02	Minnesota	S	3	2	1	-	-	-	-	-	-	-	-	
12/09	at Miami	p	4	2	2	-	-	-	-	-	-	-	-	
12/16	at Pittsburgh	S	6	5	1	-	-	-	-	-	-	-	-	
12/23	Buffalo	S	7	5	2	-	-	-	-	-	-	-	-	
12/30	N.Y. Jets	S	2	1	1	-	-	-	-	-	-	-	1	
2018 Totals			15/14	81	51	30	0.5	5.0	1	2	3	0	1	3

01/13	L.A. Chargers	S	6	4	2	-	-	-	-	-	-	-	1
01/20	at Kansas City	S	2	1	1	-	-	-	-	-	-	-	-
02/03	L.A. Rams	S	3	1	2	-	-	-	-	1	-	-	1
2018 Postseason			3/3	11	6	5	0.0	0.0	0	0	1	0	2

PLAYERS



JAMIE COLLINS SR.

LINEBACKER

HT: 6-3 | **WT:** 255 | **Born:** 10/20/1989 | **Exp. (NFL/Patriots):** 7/5

GP/GS (Playoffs): 80/71 (7/7) | **Acq:** FA-19

College: Southern Mississippi | **Hometown:** McCall Creek, Miss.

PRO BOWLS: 15

SUPER BOWLS: 14

CAREER TRANSACTIONS

Jamie Collins Sr. was signed by the New England Patriots as a free agent on May 16, 2019 ... Originally drafted by New England in the second round (52nd overall) of the 2013 NFL Draft ... Traded by New England to Cleveland in exchange for a 2017 third-round draft pick (10/31/16) ... Released by Cleveland (3/6/19).

SEASONAL REVIEWS

2018 (16/16 – CLEVELAND)

- Started all 16 games and totaled 104 tackles, four sacks, one forced fumble, one fumble recovery, one interception and four passes defended.
- Posted a season-high 12 tackles and made one sack vs. Baltimore (10/7).
- Tallied his second double-digit tackle performance of the

season and forced one fumble at Pittsburgh (10/28).

2017 (6/6 – CLEVELAND)

- Started all six games he played in and finished with 31 tackles, one sack, one forced fumble, one interception and one pass defended before being placed on injured reserve on Nov. 13.
- Was inactive due to injury at Indianapolis (9/24), vs. Cincinnati (10/1) and vs. N.Y. Jets (10/8).
- Made a season-high eight tackles at Houston (10/15).

2016 (8/8 – CLEVELAND)

- Started all eight games with the Browns and totaled 69 tackles, two sacks and one forced fumble.
- Tallied a single-game career-high 15 tackles and made one sack vs. Cincinnati (12/11).

EXTRA POINTS

- The road to the NFL was anything but easy for linebacker and 2013 second-round draft pick Jamie Collins. The youngest of five siblings growing up in Quentin, Miss., Collins lost both of his parents when he was six years old and was raised by one of his sisters. Collins turned to football as an outlet to help him through the tough times.

"It means a lot. It's my living," Collins told the *Boston Herald*. "It kept me on track." Collins' resiliency in dealing with adversity has made a lasting impact on fellow Mississippi native and former Patriots teammate Stevan Ridley, who grew up 30 miles west of Meadville in Natchez, Miss., and got to know Collins through a family friend.

"What I've known about him, he really has been a strong person," Ridley told the *Herald*. "Anybody that's gone through the things that he's gone through and still finds a way to be successful on the football field, you have to be mentally tough. That's what he's kind of done as a teammate here. He's come in here and accepted his role and done a pretty good job as a rookie."

2016 (7/6 – NEW ENGLAND)

- Appeared in seven games with New England with six starts and logged 43 tackles, two interceptions, one sack and one forced fumble before being traded to Cleveland on Oct. 31.
- Posted 14 tackles, one interception returned for 18 yards and one pass defended vs. Houston (9/27).
- Was inactive due to injury vs. Cincinnati (10/16).

2015 (12/12, 2/2)

- Earned his first career Pro Bowl selection and was named to the Associated Press All-Pro: Second Team.
- Started all 12 regular-season games he played and led the defense with 90 tackles. Set career highs with 5½ sacks and five forced fumbles, which tied for the team's single-season record. Also had an interception, returned a fumble for his first career touchdown and blocked an extra point.
- Started both playoff games and collected 14 tackles and two sacks.
- Missed four games due to illness.
- Recorded a single-game career high 2½ sacks and forced a fumble in the win at Buffalo (9/20). In addition to his sacks, totaled a season-high tying 11 tackles and one forced fumble.
- Recorded six tackles and one pass defended in the win at Indianapolis (10/18). Also contributed on special teams, leaping over Colts snapper Matt Overton and guard Todd Herremans to block an extra point on the last Indianapolis drive of the game. The play marks the second blocked kick of Collins' career and the first Patriots blocked extra point attempt since Vince Wilfork blocked a PAT at Oakland (12/14/08).
- Led the team with 11 tackles and added a 12-yard sack vs. N.Y. Jets (10/25).
- Returned to action after missing four games vs. Philadel-

phia (12/6) and recorded 11 tackles, broke up one pass and forced an Eagles fumble.

- Recorded eight tackles, one pass defended, sacked Marcus Mariota and picked off Zach Mettenberger and returned it for 51 yards vs. Tennessee (12/20). The turnover led to a Patriots field goal.
- Recorded eight tackles and recovered a Jets fumble and returned it 14 yards for the first touchdown of his career at N.Y. Jets (12/27). Also forced his fifth fumble of the season.
- Recorded eight tackles and sacked Peyton Manning twice for a total of 25 yards in the AFC Championship at Denver (1/24).

2014 (15/15, 3/3)

- Started all 15 regular-season games he played in and finished with a team-high 109 tackles, four sacks, two interceptions, three passes defended, four forced fumbles, two fumble recoveries and one special teams tackle.
- Started all three playoff games and led the defense with 23 tackles, one interception and three passes defended.
- Was inactive at Minnesota (9/14) due to injury.
- Led the team with four double-digit tackle performances in the regular season.
- Started at linebacker in the season opener at Miami (9/7), recording eight tackles and one pass defended. Also forced a first-quarter fumble in Dolphins territory that was recovered by Jerod Mayo and led to a Patriots field goal.
- Started at linebacker and posted three tackles vs. Cincinnati (10/5). Recovered a fumble forced by Darrelle Revis in the second quarter, leading to a Patriots field goal.
- Recorded his first career regular-season interception at Buffalo (10/12), which led to a Patriots touchdown. Also made four tackles.
- Tied for the team high with 13 tackles in the win vs. N.Y. Jets (10/16).
- Led the defense with 10 tackles in the win vs. Chicago (10/26).
- Played every defensive snap in the win vs. Denver (11/2), leading the team with 10 tackles.
- Played every defensive snap at Green Bay (11/30), finishing with a game-high 13 tackles and his first career regular-season sack, forcing a fumble recovered by the Packers.
- Played every defensive snap and wore the green dot communication device for the first time in his NFL career in place of injured Dont'a Hightower in the win at San Diego (12/7), finishing with a game-high nine tackles and two sacks. It was his first career two-sack game.
- Blocked a Caleb Sturgis 41-yard field goal attempt that was returned 62 yards for a touchdown by Kyle Arrington in the win vs. Miami (12/14). Also played every defensive snap, finishing with five tackles.
- Played every defensive snap, posted eight tackles and recorded his second career regular-season interception when he picked off Geno Smith in the third quarter of the

HONORS & AWARDS

2015: Pro Bowl, Associated Press All-Pro: Second Team

- win at N.Y. Jets (12/21).
- Posted five tackles and forced and recovered a fumble on a 6-yard sack vs. Buffalo (12/28).
- Led the team with 11 tackles in the AFC Divisional win vs. Baltimore (1/10) and defended two passes.
- Led the team with four tackles in the AFC Championship win vs. Indianapolis (1/18) and intercepted Andrew Luck and returned it 25 yards. It was his second career postseason pick, both of which came off Luck.
- Started at linebacker and played every defensive snap in the Super Bowl XLIX win vs. Seattle (2/1), finishing with a team-high eight tackles.

2013 (16/8, 2/2)

- Appeared in all 16 regular-season games, starting eight and finished with 38 tackles, four passes defended, one fumble recovery on special teams and 11 special teams tackles.
- Started both playoff contests and compiled 13 tackles, one sack, one interception and defended two passes.
- Moved into starting linebacker role after Jerod Mayo was placed on injured reserve midseason.
- Played in his first NFL game, appearing mostly on special teams, at Buffalo (9/8).
- Made two special teams tackles and recovered his first career fumble vs. New Orleans (10/13). Collins jumped on the loose ball during the kickoff on the final play of the game to seal the win for the Patriots.
- Made his first career start at linebacker at N.Y. Jets (10/20) and registered five tackles on defense and one special teams tackle.

- Started at linebacker and registered a career-high nine tackles vs. Denver (11/24).
- Started in his first playoff game vs. Indianapolis (1/11) and registered six tackles, his first career sack and a his first career interception and returned it 20 yards to set up a Patriots touchdown.

COLLEGE

- His 21 career sacks are the fifth-best total in school history.
- Collins appeared in 52 games for Southern Mississippi, starting 34 contests.
- Recorded 314 tackles (196 solos) with 21 sacks for minus 150 yards, 45 stops for losses totaling 226 yards and 15 quarterback pressures.
- Forced seven fumbles and recovered three others, as he returned two for a total of 29 yards, including a 16-yard touchdown.
- Registered three interceptions, returning two for touchdowns and had 18 passes defended.
- Began his collegiate career playing 13 games at safety as a freshman, before converting to linebacker.

PERSONAL

- Attended Franklin County (Miss.) High School, where he first played as a quarterback, receiver and safety before concluding his career as a quarterback and outside linebacker.
- Majored in interdisciplinary studies, with an emphasis in industrial engineering technology.
- Has a son, Jamie Collins, Jr.

JAMIE COLLINS SR. STATISTICS

POS: LB HT: 6-3 WT: 255 LBS YEAR: 7TH ACQ: FA-19 COLLEGE: SOUTHERN MISSISSIPPI BORN: 10/20/89

REGULAR SEASON DEFENSIVE STATISTICS

Year	Team	G/S	TT	TACKLES				INTERCEPTIONS					MISCELLANEOUS					
				UT	A	S	YDS	NO	YDS	AVG	LG	TD	PD	FF	FR	YDS	TD	SPT
2013	Patriots	16/8	38	22	16	0.0	0.0	0	0	0.0	0	0	4	0	1	0	0	11
2014	Patriots	15/15	115	74	41	4.0	30.0	2	0	0.0	0	0	3	4	2	3	0	1
2015	Patriots	12/12	89	51	38	5.5	32.5	1	51	51.0	51	0	6	5	1	14t	1	0
2016	Patriots	6/6	43	31	12	1.0	8.0	2	31	15.5	18	0	3	1	0	0	0	0
2016	Browns	7/6	69	48	21	2.0	17.0	0	0	0.0	0	0	0	1	0	0	0	0
2017	Browns	6/6	31	21	10	1.0	7.0	1	0	0.0	0	0	3	1	0	0	0	0
2018	Browns	16/16	104	73	31	4.0	17.0	1	0	0.0	0	0	4	1	1	0	0	0
Totals – 6 Years		80/71	489	320	169	17.5	111.5	7	82	11.7	51	0	23	13	5	17	1	12

Additional Statistics: 1 Special Teams Fumble Recovery vs. New Orleans (10/13/13); 1 Blocked FG Attempt vs. Miami (12/14/14); 1 Blocked PAT at Indianapolis (10/18/15).

POSTSEASON DEFENSIVE STATISTICS

Year	Team	G/S	TT	TACKLES				INTERCEPTIONS					MISCELLANEOUS					
				UT	A	S	YDS	NO	YDS	AVG	LG	TD	PD	FF	FR	YDS	TD	SPT
2013	Patriots	2/2	13	9	4	1.0	8.0	1	20	20.0	20	0	2	0	0	0	0	0
2014	Patriots	3/3	23	17	6	0.0	0.0	1	25	25.0	25	0	3	0	0	0	0	0
2015	Patriots	2/2	14	8	6	2.0	25.0	0	0	0.0	0	0	0	0	0	0	0	0
Totals – 3 Years		7/7	50	34	16	3.0	33.0	2	45	22.5	25	0	5	0	0	0	0	0



KEION CROSSEN

 **35** | DEFENSIVE BACK

HT: 5-10 | **WT:** 185 | **Born:** 4/17/1996 | **Exp. (NFL/Patriots):** 2/2
GP/GS (Playoffs): 11/0 (3/0) | **Acq:** D7b-18 (243rd)
College: Western Carolina | **Hometown:** Garysburg, N.C.

 **SUPER BOWLS:** 18

CAREER TRANSACTIONS

Keion Crossen was drafted by the New England Patriots in the seventh round (243rd overall) of the 2018 NFL Draft.

SEASONAL REVIEWS

2018 (11/0, 3/0)

- Played in 11 regular-season games as a reserve, contributing mostly on special teams. Totaled seven tackles on defense and seven on special teams.
- Played as a reserve in all three playoff games and made one tackle on defense and two on special teams.
- Was inactive for the five regular-season contests
- Made his first NFL appearance in a reserve role at Detroit (9/23) and made one tackle while seeing limited snaps on defense.
- Saw limited snaps on defense but finished with a season-high three tackles while adding another tackle on special teams in the win vs. the New York Jets (12/30).
- Made one tackle and added another on special teams in the AFC Championship victory at Kansas City (1/20).

COLLEGE

- Played in 46 career games with 23 starts and accrued 165 tackles, one sack, five tackles for loss, three interceptions, 19 passes defended, one forced fumble and two fumble recoveries.

- Played in 12 games with 11 starts at cornerback as a senior and recorded his single-season career-best with 67 tackles, one sack, two tackles for loss, seven passes defended, one forced fumble and one fumble recovery.
- As a junior, started 10 of the 11 games in which he saw action, missing the start against Chattanooga. Finished with 61 tackles, three tackles for loss, one interception he returned for 65 yards, seven passes defenses and one fumble recovery.
- Saw action in all 11 games as a sophomore, each as a defensive reserve and on special teams. Credited with 20 tackles, two interceptions he returned for 15 yards and one pass defended. On special teams, returned two kickoffs for a total of 35 yards.
- Played in all 12 games on special teams and as a defensive substitution as a freshman and totaled 17 tackles and four passes defended.

PERSONAL

- Son of Winnie Moses and Thomas Crossen.
- Has an older sister, Tanisha Crossen, and an older brother, Travis Williams.
- Raised in Garysburg, N.C.

KEION CROSSEN STATISTICS

POS: DB HT: 5-10 WT: 185 LBS YEAR: 2ND ACQ: D7b-18 (243RD) COLLEGE: WESTERN CAROLINA BORN: 4/17/96

REGULAR SEASON DEFENSIVE STATISTICS

Year	Team	G/S	TACKLES					INTERCEPTIONS					MISCELLANEOUS						
			TT	UT	A	S	YDS	NO	YDS	AVG	LG	TD	PD	FF	FR	YDS	TD	SPT	
2018	Patriots	11/0	7	7	0	0.0	0.0	0	0	0.0	0	0	0	0	0	0	0	0	7
Totals - 1 Year		11/0	7	7	0	0.0	0.0	0	0	0.0	0	0	0	0	0	0	0	0	7

POSTSEASON DEFENSIVE STATISTICS

Year	Team	G/S	TACKLES					INTERCEPTIONS					MISCELLANEOUS						
			TT	UT	A	S	YDS	NO	YDS	AVG	LG	TD	PD	FF	FR	YDS	TD	SPT	
2018	Patriots	3/0	1	1	0	0.0	0.0	0	0	0.0	0	0	0	0	0	0	0	0	2
Totals - 1 Year		3/0	1	1	0	0.0	0.0	0	0	0.0	0	0	0	0	0	0	0	0	2

CROSSEN'S CAREER GAME-BY-GAME

2018	OPPONENT	P/S	TT	UT	A	S	YDS	INT	YDS	PD	FF	FR	SPT
09/09	Houston				Inactive								
09/16	at Jacksonville				Inactive								
09/23	at Detroit	p	1	1	0								
09/30	Miami	p	0	0	0								1
10/04	Indianapolis	p	0	0	0								
10/14	Kansas City	p	0	0	0								
10/21	at Chicago	p	1	1	0								1
10/29	at Buffalo	p	0	0	0								
11/04	Green Bay	p	0	0	0								
11/11	at Tennessee				Inactive								

11/25	at N.Y. Jets	p	1	1	0									1
12/02	Minnesota				Inactive									
12/09	at Miami				Inactive									
12/16	at Pittsburgh	p	0	0	0									
12/23	Buffalo	p	2	2	0									3
12/30	N.Y. Jets	p	3	3	0									1
2018 Totals			11/0	7	7	0	0.0	0.0	0	0	0	0	0	7
01/13	L.A. Chargers	p	0	0	0									1
01/20	at Kansas City	p	1	1	0									1
02/03	L.A. Rams	p	0	0	0									
2018 Postseason			3/0	1	1	0	0.0	0.0	0	0	0	0	0	2

PLAYERS



COLE CROSTON

 **74** | OFFENSIVE LINE

HT: 6-5 | **WT:** 310 | **Born:** 12/25/1993 | **Exp. (NFL/Patriots):** 3/3
GP/GS (Playoffs): 5/0 (1/0) | **Acq:** FA-17
College: Iowa | **Hometown:** Sergeant Bluff, Iowa

 **SUPER BOWLS:** 18

PRONOUNCED CROSS-ton CAREER TRANSACTIONS

Cole Croston was signed by the New England Patriots to the practice squad on Nov. 8, 2018 ... Originally signed by New England as a rookie free agent (5/5/17) ... Released by New England (9/1/18) ... Signed by New England to the practice squad (9/2/17) ... Signed by New England to the 53-man roster from the practice squad (9/15/18) ... Released by New England (11/6/18).

SEASONAL REVIEWS

2018 (2/0, 0/0)

- Went to training camp with New England and began the season on the Patriots practice squad before being added to the 53-man roster on Sept. 15.
- Appeared in two games as a reserve, was a healthy scratch for five games and was active but did not play at Jacksonville (9/16) before being released on Nov. 6.
- Signed to the New England practice squad on Nov. 8, where he remained for the rest of the season.
- Was inactive at Detroit (9/23), vs. Miami (9/30) vs. Indianapolis (10/4), vs. Kansas City (10/14) and vs. Green Bay (11/4).
- Made his first appearance of 2018 in a goal line situation on the offensive line during the victory at Chicago (10/21).

2017 (3/0, 1/0)

- Was one of four rookie free agents along with DL Adam Butler, TE Jacob Hollister and LB Harvey Langi to make the 53-man roster coming out of training camp.

- Saw limited action as a reserve in three regular-season games and one postseason contest.
- Was a healthy scratch for 13 games during the regular season, the Divisional Playoff victory vs. Tennessee (1/13) and Super Bowl LII vs. Philadelphia (2/4).
- Was inactive through the first nine games of the season.
- Was active for the first time in his career and saw limited snaps at left guard late in the fourth quarter of the 33-8 victory at Oakland (11/19) in Mexico City.
- Also saw playing time as a reserve vs. Miami (11/26) and at Buffalo (12/3).
- Made his postseason debut and saw limited snaps on special teams in the AFC Championship victory vs. Jacksonville (1/21).

COLLEGE

- Combined for 18 starts at right and left tackle over his final two seasons at Iowa. Named honorable mention All-Big Ten as a senior despite missing four games with an injury.
- Originally joined the program as a walk-on and redshirted his freshman season in 2012.

PERSONAL

- Earned first team all-conference honors as a lineman and punter at Sergeant Bluff-Luton (Iowa) High School.
- Father, Dave, was a three-year letterman at Iowa (1984-86).
- Majored in finance with a psychology minor at Iowa.



KEIONTA DAVIS

58 | DEFENSIVE LINE

HT: 6-4 | **WT:** 280 | **Born:** 3/1/1994 | **Exp. (NFL/Patriots):** 3/3

GP/GS (Playoffs): 6/3 (0/0) | **Acq:** FA-17

College: Tennessee-Chattanooga | **Hometown:** Chattanooga, Tenn.

SUPER BOWLS: 18

PRONOUNCED KEY-on-tay

CAREER TRANSACTIONS

Keionta Davis was signed by the New England Patriots as a rookie free agent on Aug. 11, 2017.

SEASONAL REVIEWS

2018 (6/3, 0/0)

- Appeared in six regular-season games with three starts and made six tackles.
- Was a healthy scratch for 10 regular-season games and all three postseason contests.
- Made his first career appearance in the NFL as a reserve defensive lineman in the season-opening victory vs. Houston (9/9).
- Made his first career start at defensive end and finished with three tackles at Jacksonville (9/16).

2017 (0/0, 0/0)

- Placed on the non-football injury/reserve list prior to the start of the season on Sept. 2, 2017.

COLLEGE

- Played in 50 career games at Tennessee-Chattanooga and registered 132 tackles, 31 sacks, 19 passes defended, eight forced fumbles and four fumble recoveries.
- Was a two-time All-American as a junior and senior.
- His 31 sacks are second all-time in program history behind David Tull's 39½.

PERSONAL

- Son of Audrey Eddins and Tony Davis.
- Has three younger brothers and a younger sister.
- Majored in business at UTC.

KEIONTA DAVIS STATISTICS

POS: DL HT: 6-4 WT: 280 LBS YEAR: 3RD ACQ: FA-17 COLLEGE: TENNESSEE-CHATTANOOGA BORN: 3/1/94

REGULAR SEASON DEFENSIVE STATISTICS

Year	Team	G/S	TACKLES					NO	INTERCEPTIONS					MISCELLANEOUS					
			TT	UT	A	S	YDS		YDS	AVG	LG	TD	PD	FF	FR	YDS	TD	SPT	
2017	Patriots	0/0	Injured Reserve																
2018	Patriots	6/3	6	5	1	0.0	0.0	0	0	0.0	0	0	0	0	0	0	0	0	0
Totals – 2 Years		6/3	6	5	1	0.0	0.0	0	0	0.0	0	0	0	0	0	0	0	0	

POSTSEASON DEFENSIVE STATISTICS

Year	Team	G/S	TACKLES					NO	INTERCEPTIONS					MISCELLANEOUS					
			TT	UT	A	S	YDS		YDS	AVG	LG	TD	PD	FF	FR	YDS	TD	SPT	
2017	Patriots	0/0	Injured Reserve																
2018	Patriots	0/0	0	0	0	0.0	0.0	0	0	0.0	0	0	0	0	0	0	0	0	0
Totals – 2 Years		0/0	0	0	0	0.0	0.0	0	0	0.0	0	0	0	0	0	0	0	0	

DAVIS' CAREER GAME-BY-GAME

2017 Season: Injured Reserve

2018	OPPONENT	P/S	TT	UT	A	S	YDS	INT	YDS	PD	FF	FR	SPT
09/09	Houston	p	0	0	0	-	-	-	-	-	-	-	-
09/16	at Jacksonville	S	3	3	0	-	-	-	-	-	-	-	-
09/23	at Detroit	p	0	0	0	-	-	-	-	-	-	-	-
09/30	Miami					Inactive							
10/04	Indianapolis					Inactive							
10/14	Kansas City					Inactive							
10/21	at Chicago					Inactive							
10/29	at Buffalo	p	2	2	0	-	-	-	-	-	-	-	-
11/04	Green Bay	S	0	0	0	-	-	-	-	-	-	-	-

11/11	at Tennessee	S	1	0	1	-	-	-	-	-	-	-	-
11/25	at N.Y. Jets					Inactive							
12/02	Minnesota					Inactive							
12/09	at Miami					Inactive							
12/16	at Pittsburgh					Inactive							
12/23	Buffalo					Inactive							
12/30	N.Y. Jets					Inactive							
2018 Totals			6/3	6	5	1	0.0	0.0	0	0	0	0	0
01/13	L.A. Chargers					Inactive							
01/20	at Kansas City					Inactive							
02/03	L.A. Rams					Inactive							
2018 Postseason			0/0	0	0	0	0.0	0.0	0	0	0	0	0



DUKE DAWSON JR.



29 | DEFENSIVE BACK

HT: 5-10 | **WT:** 198 | **Born:** 10/13/1995 | **Exp. (NFL/Patriots):** 2/2
GP/GS (Playoffs): 0/0 (0/0) | **Acq:** D2-18 (56th)
College: Florida | **Hometown:** Cross City, Fla.

SUPER BOWLS: 18

CAREER TRANSACTIONS

Duke Dawson was drafted by the New England Patriots in the second round (56th overall) of the 2018 NFL Draft.

SEASONAL REVIEWS

2018 (0/0, 0/0)

- Was placed on injured reserve prior to the start of the regular season.
- Activated to the 53-man roster from injured reserve on Nov. 13 and was inactive for the final six regular season games and all three postseason games.

COLLEGE

- Played in 48 career games and posted 82 tackles, six interceptions, three interception returns for touchdowns and 23 passes defended.
- Earned Second Team All-SEC accolades from the Associated Press as a senior in 2017.
- Earned Honorable Mention All-American honors by SB Nation, garnered First Team All-SEC honors by the league's Coaches and Second Team All-SEC accolades by the Associated Press and Phil Steele as a senior in 2017.

- Started all 11 games as a senior and totaled 34 tackles, four interceptions, one interception returned for a touchdown and nine passes defended.
- Played 12 games with seven starts as a junior, missing the SEC Championship Game due to injury. Was Florida's nickel cornerback throughout the season where he recorded 24 tackles, 3½ tackles-for-loss, one forced fumble, one interception (returned for a touchdown) and a team-high seven passes defended.
- Played in all 14 games as a sophomore and totaled 10 tackles and recorded a forced fumble against East Carolina.
- Played in 11 games as a freshman and made one start at safety. Totaled 14 tackles and had one interception returned for a touchdown.

PERSONAL

- Finished his high school career with 122 total tackles, and seven interceptions.
- Named to the Florida Class 1A First-Team All-State defense as a senior. Helped Dixie County to a 10-1 record during his senior season. Was nominated to play in the 2014 Semper Fidelis All-American Bowl.

DUKE DAWSON JR. STATISTICS

POS: DB HT: 5-10 WT: 198 LBS YEAR: 2ND ACQ: D2-18 (56TH) COLLEGE: FLORIDA BORN: 10/13/95

REGULAR SEASON DEFENSIVE STATISTICS

Year	Team	G/S	TACKLES						INTERCEPTIONS						MISCELLANEOUS					
			TT	UT	A	S	YDS	NO	YDS	AVG	LG	TD	PD	FF	FR	YDS	TD	SPT		
2018	Patriots	0/0	0	0	0	0.0	0.0	0	0	0.0	0	0	0	0	0	0	0	0		
Totals – 1 Year		0/0	0	0	0	0.0	0.0	0	0	0.0	0	0	0	0	0	0	0	0		

POSTSEASON DEFENSIVE STATISTICS

Year	Team	G/S	TACKLES						INTERCEPTIONS						MISCELLANEOUS					
			TT	UT	A	S	YDS	NO	YDS	AVG	LG	TD	PD	FF	FR	YDS	TD	SPT		
2018	Patriots	0/0	0	0	0	0.0	0.0	0	0	0.0	0	0	0	0	0	0	0	0		
Totals – 1 Year		0/0	0	0	0	0.0	0.0	0	0	0.0	0	0	0	0	0	0	0	0		



JAMES DEVELIN



46 | FULLBACK

HT: 6-3 | **WT:** 255 | **Born:** 7/23/1988 | **Exp. (NFL/Patriots):** 7/7
GP/GS (Playoffs): 81/29 (14/6) | **Acq:** FA-11
College: Brown | **Hometown:** Gilbertsville, Pa.



PRO BOWLS: 17



SUPER BOWLS: 14, 16, 18

CAREER TRANSACTIONS

James Develin was signed by the New England Patriots as a free agent on Sept. 6, 2013 ... Originally signed by Cincinnati to the practice squad (11/30/10) ... Released by Cincinnati (9/3/11) ... Signed by Cincinnati to the practice squad (9/4/11) ... Released by Cincinnati (8/31/12) ... Signed by New England to the practice squad (9/1/12) ... Signed by New England to the 53-man roster from the practice squad (11/28/12) ... Released by New England (12/24/12) ... Signed by New England to the practice squad (12/26/12) ... Released by New England (9/2/13).

CAREER HIGHLIGHTS

- Played his entire college career as a defensive lineman before converting to offense while playing arena football.
- Began his professional career with the Florida Tuskers of the UFL and helped Florida reach the league championship game under head coach Jay Gruden, who is now the head coach for the Washington Redskins.
- Spent part of 2010 and all of 2011 on the Cincinnati practice squad and most of 2012 on New England practice squad.
- In 2017, became the first Patriots fullback since Sam Cunningham in 1978 to earn Pro Bowl honors.
- Three-time Super Bowl Champion with the New England Patriots

SEASONAL REVIEWS

2018 (16/8, 3/2)

- Played in all 16 regular-season games with eight starts at fullback and posted six rushing attempts for 8 yards and a career-high four touchdowns and caught a career-high 12 passes for 61 yards. Also contributed on special teams with one kickoff return for 15 yards and three special teams tackles.
- Appeared in all three postseason contests with two starts and rushed twice for 5 yards and caught one pass for 9 yards.
- Had a stretch of three straight rushing attempts resulting in a touchdown from Weeks 13-14 against Minnesota and Miami.
- Had his first rushing attempt since 2014 when he scored on a 1-yard touchdown run in the second quarter of the game at Tennessee (11/11), while also contributing on special teams with two tackles.
- Contributed with lead-blocking duties at fullback as part of a rushing attack that finished with 215 yards on the ground in the win at the New York Jets (11/25). It was the first 200-yard effort from the Patriots since 2014. Also returned one kickoff for 15 yards.

EXTRA POINTS

- An Ivy League defensive lineman standout at Brown, James Develin graduated in 2010 with a degree in chemical engineering and began lining up interviews with companies he felt might be best suited for his technical skills. However, Develin wanted to give football one last shot and play in the NFL.

"Football is something that is not around your entire life," Develin told The Boston Globe. "I knew if I didn't give it my best shot to play football as a career, that I'd always regret it." Develin made the most of his opportunity by switching positions to fullback. Following stints in the Arena Football League and the defunct United Football League, Develin caught on with the Cincinnati Bengals practice squad and eventually worked his way to the Patriots 53-man roster full-time in 2013.

- Started and had his first-career two-touchdown game, scoring on a 1-yard run in the first quarter and adding a second score on a 2-yard rush in the fourth quarter of the victory vs. Minnesota (12/2). Also caught one pass for 9 yards.
- Rushed once for 2 yards, scoring a touchdown on his lone carry, while also contributing with lead-blocking duties at Miami (12/9).
- Started at fullback in the overtime AFC Championship win at Kansas City (1/20) and caught one pass for 9 yards, while also acting as lead blocker throughout the contest, including Rex Burkhead's game-winning rushing touchdown in overtime, helping propel the Patriots to a Super Bowl berth.
- Started at fullback and contributed with lead-blocking duties, including during the lone touchdown of the game, paving the way for Sony Michel's fourth-quarter go-ahead touchdown in the Super Bowl LIII victory vs. L.A. Rams (2/3).

2017 (16/7, 3/2)

- Earned his first career Pro Bowl invitation.
- Played in all 16 regular-season games with seven starts at fullback, used primarily as a lead blocker in running situations. Also contributed heavily on special teams. Tallied six receptions for 38 yards and made one special teams tackle.
- Appeared in all three postseason contests. Started at fullback and contributed on special teams in the AFC Championship victory vs. Jacksonville (1/21) and in Super Bowl LII vs. Philadelphia (2/4).
- Appeared as a reserve at fullback and caught his first pass of the season for 6 yards in the victory at New Orleans (9/17).

HONORS & AWARDS

2017: AFC Pro Bowl

- Caught two passes for 14 yards while also contributing on special teams with one special teams tackle vs. Carolina (10/1).
- Made his first start of the season at fullback and added special teams contributions in the victory at Tampa Bay (10/5).
- Started at fullback and contributed with lead-blocking duties, while also catching two passes for 16 yards in the victory at Denver (11/12).
- Appeared in a reserve role at fullback and caught one pass for 2 yards at Miami (12/11).

2016 (16/4, 3/0)

- Made a successful return to the field in 2016 after missing the 2015 season with a leg injury.
- Played in all 16 regular-season games with four starts at fullback; used primarily as a blocker in running situations. Posted three receptions for 18 yards. Also saw significant action on special teams, returning three kickoffs for 35 yards and making one special teams tackle.
- Appeared in all three playoff games as a reserve and had two catches for 13 yards.
- Recorded one special teams tackle while seeing action on offense and on special teams in the win at Cleveland (10/9).
- Recorded one reception for five yards in the win at N.Y. Jets (11/27).
- Started at fullback and made one catch for 13 yards in the win at Denver (12/18).
- Caught a 13-yard pass from Tom Brady on a first-and-10 Patriots third-quarter scoring drive that eventually led to a one-yard touchdown run by LeGarrette Blount in the AFC Championship win vs. Pittsburgh (1/22).

2015 (0/0, 0/0)

- Suffered a leg injury during the preseason game at Carolina (8/28) and was placed on season-ending injured reserve on Sept. 1.

2014 (16/4, 3/0)

- Played in all 16 regular-season games with four starts and rushed three times for five yards. Also caught six passes for 43 yards.
- Appeared as a reserve in all three playoff contests and caught two passes for seven yards and a touchdown.
- Played a season-high 30 snaps in the win at Indianapolis (11/16), helping pave the way for 246 rushing yards.
- Scored his second NFL touchdown and his first-ever post-season touchdown on a one-yard pass from Tom Brady in the AFC Championship Game win vs. Indianapolis (1/18). The score also marked Develin's first career TD reception - regular or postseason.
- Posted one reception for six yards in the Super Bowl XLIX win vs. Seattle (2/1). Also had his first career kickoff return for 5 yards.

2013 (16/6, 2/2)

- Played all 16 regular-season games and made six starts. Compiled four rushes for 10 yards and a touchdown and caught four passes for 62 yards.
- Started both playoff games and rushed once for no gain.
- Made the 53-man roster out of training camp, was released before the regular season started and was re-signed prior to the season opener.
- Started the first game of his career at Buffalo (9/8).
- Started at fullback and caught his first career pass, a 4-yard reception vs. N.Y. Jets (9/12).
- Compiled the first two rushes of his career for 4 yards and the first touchdown of his NFL career at Houston (12/1). Develin plunged into the end zone on a multiple-effort carry on the goal line in the third quarter. Also caught one pass for 12 yards.
- Hauled in a career-long 31-yard reception vs. Cleveland (12/8).
- Made his first career playoff start vs. Indianapolis (1/11) and had one carry for 0 yards.

2012 (1/0, 0/0)

- Spent the majority of the season on the practice squad and four weeks on the 53-man roster.
- Appeared in his first NFL game on special teams in the loss vs. San Francisco (12/16).
- Was inactive at Jacksonville (12/23), vs. Houston (12/10) and at Miami (12/2).

2011 (0/0, 0/0 – CINCINNATI)

- Spent the regular and postseason as a member of the practice squad.

2010 (0/0 – CINCINNATI)

- Joined the practice squad for the final five games of the season after playing for the Florida Tuskers in the United Football League and the Oklahoma City Yard Dawgz of the Arena Football League.

COLLEGE

- Played four seasons on the defensive line at Brown.
- Recorded 53 total tackles, one interception, two fumble recoveries and led the team with five sacks and 16 tackles for loss as a senior.
- As a junior, posted 34 tackles, three sacks and 9½ tackles for loss.

PERSONAL

- Attended Boyertown Area Senior High School (Gilbertsville, Pa.), where he lettered in football and lacrosse.
- Named a football team captain and team MVP.
- Named first-team all-area and all-county.
- Majored in engineering at Brown.
- James and his wife, Jennifer, have two sons, James III and William, and a daughter, Adrienne.

JAMES DEVELIN STATISTICS

POS: FB HT: 6-3 WT: 255 LBS YEAR: 7TH ACQ: FA-12 COLLEGE: BROWN BORN: 7/23/88

REGULAR SEASON OFFENSIVE STATISTICS

Year	Team	G/S	NO	RUSHING				NO	RECEIVING			TD
				YDS	AVG	LG	TD		YDS	AVG	LG	
2010	Bengals			Practice Squad								
2011	Bengals			Practice Squad								
2012	Patriots	1/0	0	0	0.0	0	0	0	0.0	0	0	
2013	Patriots	16/6	4	10	2.5	4	1	4	62	15.5	31	
2014	Patriots	16/4	3	5	1.7	5	0	6	43	7.2	13	
2015	Patriots			Injured Reserve								
2016	Patriots	16/4	0	0	0	0	0	3	18	9.0	13	
2017	Patriots	16/7	0	0	0.0	0	0	6	38	6.3	10	
2018	Patriots	16/8	6	8	1.3	2t	4	12	61	5.1	11	
Totals – 6 Years		81/29	13	23	1.7	5	5	31	222	7.1	31	

Additional Statistics: 4 Kickoff Returns for 50 Yards - 3 Kickoff Returns for 35 Yards in 2016; 1 Kickoff Return for 15 yards at N.Y. Jets (11/25/18); 5 Special Teams Tackles (1-2016; 1-2017; 3-2018).

POSTSEASON OFFENSIVE STATISTICS

Year	Team	G/S	NO	RUSHING				NO	RECEIVING			TD
				YDS	AVG	LG	TD		YDS	AVG	LG	
2013	Patriots	2/2	1	0	0.0	0	0	0	0	0.0	0	
2014	Patriots	3/0	0	0	0.0	0	0	2	7	3.5	6	
2015	Patriots			Injured Reserve								
2016	Patriots	3/0	0	0	0.0	0	0	2	13	6.5	13	
2017	Patriots	3/2	0	0	0.0	0	0	0	0	0.0	0	
2018	Patriots	3/2	2	5	2.5	3	0	1	9	9.0	9	
Totals – 6 Years		14/6	3	5	1.7	3	0	5	29	5.8	13	

Additional Statistics: 3 Kickoff Returns for 7 Yards - 1 Kickoff Return for 5 yards vs. Seattle (2/1/15), 1 Kickoff Return for 0 yards vs. L.A. Chargers (1/13/19), 1 Kickoff Return for 2 yards at Kansas City (1/20/19).

DEVELIN'S CAREER GAME-BY-GAME

2012	OPPONENT	P/S	RUSHING				RECEIVING				LG	TD
			NO	YDS	AVG	LG	NO	YDS	AVG	LG		
12/2	at Miami											
12/10	Houston		Inactive									
12/16	San Francisco	p										
12/23	at Jacksonville		Released (12/24)									
12/30	Miami		Signed to practice squad (12/26)									
2012 Totals		1/0	0	0	0.0	0	0	0	0	0	0	0
2013	OPPONENT	P/S	RUSHING				RECEIVING				LG	TD
			NO	YDS	AVG	LG	NO	YDS	AVG	LG		
09/08	at Buffalo	S										
09/12	N.Y. Jets	S				1	4	4.0	4	0		
09/22	Tampa Bay	p										
09/29	at Atlanta	S				1	15	15.0	15	0		
10/06	at Cincinnati	S										
10/13	New Orleans	p										
10/20	at N.Y. Jets	p										
10/27	Miami	p										
11/03	Pittsburgh	p										
11/18	at Carolina	p										
11/24	Denver	p										
12/01	at Houston	p	2	4	2.0	3	1	12	12.0	12	0	
12/08	Cleveland	p										
12/15	at Miami	S	1	2	2.0	2	0					
12/22	at Baltimore	p										
12/29	Buffalo	S	1	4	4.0	4	0					
2013 Totals		16/6	4	10	2.5	4	1	4	62	15.5	31	0
01/11	Indianapolis	S	1	0	0.0	0	0					
01/19	at Denver	S										
2013 Postseason		2/2	1	0	0.0	0	0	0	0	0	0	0
2014	OPPONENT	P/S	RUSHING				RECEIVING				LG	TD
			NO	YDS	AVG	LG	NO	YDS	AVG	LG		
09/07	at Miami	S										
09/14	at Minnesota	p							2	17	8.5	13
09/21	Oakland	S										
09/29	at Kansas City	p										
10/05	Cincinnati	S	2	5	2.5	5	0	1	11	11.0	11	0
10/12	at Buffalo	p	1	0	0.0	0	0	1	2	2.0	2	0
10/16	N.Y. Jets	S										
10/26	Chicago	p							2	13	6.5	10
11/02	Denver	p										
11/16	at Indianapolis	p										
11/23	Detroit	p										
11/30	at Green Bay	p										
12/07	at San Diego	p										
12/14	Miami	p										
12/21	at N.Y. Jets	p										
12/28	Buffalo	p										
2014 Totals		16/4	3	5	1.7	5	0	6	43	7.2	13	0
01/10	Baltimore	p										
01/18	Indianapolis	p							1	1	1.0	1t
02/01	Seattle	p							1	6	6.0	6
2014 Postseason		3/0	0	0	0.0	0	0	2	7	3.5	6	1

2015 Season: Injured Reserve


DEVELIN'S CAREER GAME-BY-GAME (CONT.)

	2016 OPPONENT	P/S	RUSHING				RECEIVING						
			NO	YDS	AVG	LG	TD	NO	YDS	AVG	LG	TD	
09/11	at Arizona	p	-	-	-	-	-	-	-	-	-	-	-
09/18	Miami	p	-	-	-	-	-	-	-	-	-	-	-
09/22	Houston	p	-	-	-	-	-	-	-	-	-	-	-
10/02	Buffalo	p	-	-	-	-	-	-	-	-	-	-	-
10/09	at Cleveland	p	-	-	-	-	-	-	-	-	-	-	-
10/16	Cincinnati	p	-	-	-	-	-	-	-	-	-	-	-
10/23	at Pittsburgh	p	-	-	-	-	-	-	-	-	-	-	-
10/30	at Buffalo	p	-	-	-	-	-	-	-	-	-	-	-
11/13	Seattle	p	-	-	-	-	-	-	-	-	-	-	-
11/20	at San Francisco	S	-	-	-	-	-	-	-	-	-	-	-
11/27	at N.Y. Jets	p	-	-	-	-	1	5	5.0	5	0	-	-
12/04	L.A. Rams	p	-	-	-	-	-	-	-	-	-	-	-
12/12	Baltimore	S	-	-	-	-	-	-	-	-	-	-	-
12/18	at Denver	S	-	-	-	-	1	13	13.0	13	0	-	-
12/24	N.Y. Jets	S	-	-	-	-	1	0	0.0	0	0	-	-
01/01	at Miami	p	-	-	-	-	-	-	-	-	-	-	-
2016 Totals			16/4	0	0	0.0	0	0	3	18	6.0	13	0
01/14	Houston	p	-	-	-	-	1	0	0.0	0	0	-	-
01/22	Pittsburgh	p	-	-	-	-	1	13	13.0	0	0	-	-
02/05	Atlanta	p	-	-	-	-	-	-	-	-	-	-	-
2016 Postseason			3/0	0	0	0.0	0	0	2	13	6.5	13	0

	2017 OPPONENT	P/S	RUSHING				RECEIVING						
			NO	YDS	AVG	LG	TD	NO	YDS	AVG	LG	TD	
09/07	Kansas City	p	-	-	-	-	-	-	-	-	-	-	-
09/17	at New Orleans	p	-	-	-	-	1	6	6.0	6	0	-	-
09/24	Houston	p	-	-	-	-	-	-	-	-	-	-	-
10/01	Carolina	p	-	-	-	-	2	14	7.0	8	0	-	-
10/05	at Tampa Bay	S	-	-	-	-	-	-	-	-	-	-	-
10/15	at N.Y. Jets	p	-	-	-	-	-	-	-	-	-	-	-
10/22	Atlanta	S	-	-	-	-	-	-	-	-	-	-	-
10/29	L.A. Chargers	p	-	-	-	-	-	-	-	-	-	-	-

11/12	at Denver	S	-	-	-	-	-	-	2	16	8.0	10	0
11/19	at Oakland	S	-	-	-	-	-	-	-	-	-	-	-
11/26	Miami	p	-	-	-	-	-	-	-	-	-	-	-
12/03	at Buffalo	p	-	-	-	-	-	-	-	-	-	-	-
12/11	at Miami	p	-	-	-	-	-	-	1	2	2.0	2	0
12/17	at Pittsburgh	S	-	-	-	-	-	-	-	-	-	-	-
12/24	Buffalo	S	-	-	-	-	-	-	-	-	-	-	-
12/31	N.Y. Jets	S	-	-	-	-	-	-	-	-	-	-	-
2017 Totals			16/7	0	0	0.0	0	0	6	38	6.3	10	0
01/13	Tennessee	p	-	-	-	-	-	-	-	-	-	-	-
01/21	Jacksonville	S	-	-	-	-	-	-	-	-	-	-	-
02/04	Philadelphia	S	-	-	-	-	-	-	-	-	-	-	-
2017 Postseason			3/2	0	0	0.0	0	0	0	0	0.0	0	0

	2018 OPPONENT	P/S	RUSHING				RECEIVING						
			NO	YDS	AVG	LG	TD	NO	YDS	AVG	LG	TD	
09/09	Houston	S	-	-	-	-	-	-	4	22	5.5	10	0
09/16	at Jacksonville	p	-	-	-	-	-	-	-	-	-	-	-
09/23	at Detroit	S	-	-	-	-	-	-	-	-	-	-	-
09/30	Miami	S	-	-	-	-	-	-	-	-	-	-	-
10/04	Indianapolis	p	-	-	-	-	-	-	-	-	-	-	-
10/14	Kansas City	p	-	-	-	-	-	-	2	3	1.5	4	0
10/21	at Chicago	p	-	-	-	-	-	-	-	-	-	-	-
10/29	at Buffalo	S	-	-	-	-	-	-	1	7	7.0	7	0
11/04	Green Bay	p	-	-	-	-	-	-	1	0	0.0	0	0
11/11	at Tennessee	p	1	1	1.0	1t	1	-	-	-	-	-	-
11/25	at N.Y. Jets	p	-	-	-	-	-	-	-	-	-	-	-
12/02	Minnesota	S	4	5	1.3	2t	2	1	9	9.0	9	0	-
12/09	at Miami	p	1	2	2.0	2t	1	-	-	-	-	-	-
12/16	at Pittsburgh	S	-	-	-	-	-	-	2	18	9.0	11	0
12/23	Buffalo	S	-	-	-	-	-	-	-	-	-	-	-
12/30	N.Y. Jets	S	-	-	-	-	-	-	1	2	2.0	2	0
2018 Totals			16/8	6	8	1.3	2t	4	12	61	5.1	11	0



PHILLIP DORSETT

13 | WIDE RECEIVER

HT: 5-10 | **WT:** 192 | **Born:** 1/5/1993 | **Exp. (NFL/Patriots):** 5/3
GP/GS (Playoffs): 57/11 (5/0) | **Acq:** TR (IND)-17
College: Miami (Fla.) | **Hometown:** Ft. Lauderdale, Fla.

SUPER BOWLS: 18

PRONOUNCED door-SET CAREER TRANSACTIONS

Phillip Dorsett was re-signed by the New England Patriots as an unrestricted free agent on March 19, 2019 ... Originally drafted by Indianapolis in the first round (29th overall) of the 2015 NFL Draft ... Acquired by New England from Indianapolis in a trade in exchange for QB Jacoby Brissett (9/2/17).

SEASONAL REVIEWS

2018 (16/2, 3/0)

- Played in all 16 regular-season games with two starts and totaled 32 receptions for 290 yards and three touchdowns. Also tallied four rushing attempts for 29 yards.
- Appeared in all three postseason contests as a reserve and caught five passes for 70 yards and two touchdowns.
- Saw significant time at wide receiver and caught a career-high seven passes for 66 yards in the season-opening victory vs. Houston (9/9). On the Patriots final drive of the first half, Dorsett hauled in three passes, including his

SINGLE-GAME CAREER HIGHS

REGULAR SEASON:

Receptions:	7	vs. Houston (9/8/18)
Receiving Yards:	94	vs. Detroit (9/11/16)
Receiving TDs:	1	Six Times. Most Recent: vs. N.Y. Jets (12/30/18)
Long:	64t	at Jacksonville (10/2/16)

first-career touchdown reception as a Patriot on a 4-yard reception with 19 seconds remaining in the half to push the Patriots lead to three scores going into the break.

- Caught four passes for 55 yards, including a diving 9-yard touchdown reception with 18 seconds left in the first half that helped put the game out of reach in the victory vs. Miami (9/30).
- Caught five passes for 34 yards, including a 9-yard touchdown reception in the win vs. the N.Y. Jets (12/30). Also

rushed twice for 16 yards.

- Contributed in a reserve role with four catches for 41 yards, including a 15-yard touchdown reception in the second quarter that gave the Patriots a two-score lead that they would never relinquish in the AFC Divisional Playoff win vs. L.A. Chargers (1/13).
- Caught a 29-yard touchdown reception falling backward in the end zone in tight coverage during the second quarter of the AFC Championship victory at Kansas City (1/20).

2017 (15/2, 2/0)

- Went to training camp with Indianapolis and was traded to New England prior to the start of the regular season.
- Played in 15 regular-season games with two starts at wide receiver and totaled 12 receptions for 194 yards. Also had one rushing attempt for 7 yards.
- Appeared in two postseason contests as a reserve and caught two passes for 50 yards.
- Was active but did not play at Miami (12/11) and for the Divisional Playoff win vs. Tennessee (1/13).
- Appeared in a reserve role as one of only three active wide receivers, contributing with three catches for 68 yards and added one rush for 7 yards in the win at New Orleans (9/17). Made a 23-yard reception to put the Patriots into the red zone on a first-quarter touchdown drive and added a 38-yard catch in the third quarter to put New England at the 3-yard line to help set up a field goal.
- Made his second start as a Patriot and contributed with two catches for 16 yards in the win at Denver (11/12).
- Caught one pass for 39 yards on the opening drive of the game that led to the Patriots first touchdown in the victory vs. Miami (11/26).
- Made his postseason debut as a reserve wide receiver and saw limited snaps but hauled in one pass for 31 yards in the AFC Championship victory vs. Jacksonville (1/21).
- Saw extended time at receiver following an injury to WR Brandin Cooks and made one reception for 19 yards in Super Bowl LII vs. Philadelphia (2/4).

2016 (15/7 – INDIANAPOLIS)

- Appeared in all 15 regular-season games with seven starts and caught 33 passes for 528 yards and two touchdowns. Also posted two rushing attempts for 10 yards.
- Was inactive at Tennessee (10/23) due to injury.
- Led the team with 94 receiving yards on four receptions vs. Detroit (9/11).

- Made his first career start vs. San Diego (9/25) and totaled three receptions for 27 yards.
- Caught one pass for a 64-yard touchdown at Jacksonville (10/2).
- Totaled a career high five receptions for 33 yards vs. Kansas City (10/30).
- Started and made one reception for a 50-yard touchdown at Minnesota (12/18).

2016 (15/7 – INDIANAPOLIS)

- Appeared in 11 regular-season games as a rookie and totaled 18 receptions for 225 yards and one touchdown. Also rushed three times for 17 yards.
- Was inactive for five games due to injury.
- Caught two passes for 43 yards including a 35-yard reception for his first career touchdown at Jacksonville (10/2).
- Logged a season-high four receptions for 28 yards vs. Tennessee (1/3).

COLLEGE

- Played in 45 games with 30 starts at Miami and tallied 121 receptions for 2,132 yards (17.6 avg.) and 17 touchdowns, with a long catch of 79 yards which went for a touchdown. His 23.3 yards per catch average in his final two collegiate seasons was the highest in the Football Bowl Subdivision.
- In 2014, his 24.2 yard per catch average ranked second in the nation while his 10 touchdowns led the conference.
- Started all 13 games for the Hurricanes at wide receiver in 2014, earning Second Team All-ACC honors after posting 36 catches for 871 yards (24.2 avg.) and 10 touchdowns. His 24.2 yards per catch average ranked second in the nation.
- Played in eight games with six starts as a junior and finished the year with 13 catches for 272 yards and two touchdowns. Also had two kick returns for 28 yards and nine punt returns for 57 yards.
- Competed in all 12 games at receiver and punt returner in 2012, making 10 starts. Received Third Team All-ACC honors from Phil Steele after leading the team with 842 receiving yards and four touchdowns on 58 catches. Also recorded 15 punt returns for 85 yards and 11 kick returns for 251 yards.
- Saw action in 12 games as a true freshman, making his first career start against South Florida. Finished the year with 14 catches for 147 yards.

PHILLIP DORSETT STATISTICS

POS: WR HT: 5-10 WT: 192 LBS YEAR: 5TH ACQ: TR (IND)-17 COLLEGE: MIAMI (FLA.) BORN: 1/5/93

REGULAR SEASON OFFENSIVE STATISTICS

Year	Team	G/S	RECEIVING						RUSHING			
			NO	YDS	AVG	LG	TD	NO	YDS	AVG	LG	TD
2015	Colts	11/0	18	225	12.5	35t	1	3	17	5.7	11	0
2016	Colts	15/7	33	528	16.0	64t	2	2	10	5.0	7	0
2017	Patriots	15/2	12	194	16.2	39	0	1	7	7.0	7	0
2018	Patriots	16/2	32	290	9.1	20	3	4	29	7.3	17	0
Totals – 4 Years		57/11	95	1,237	13.0	64t	6	10	63	6.3	17	0

Additional Statistics: 1 Kickoff Return for 12 yards vs. Jacksonville (10/4/15); 2 Punt Returns for 1 yard & 1 Fair Catch at Buffalo (9/13/15).

PHILLIP DORSETT STATISTICS (CONT.)

POSTSEASON OFFENSIVE STATISTICS

Year	Team	G/S	NO	RECEIVING				RUSHING				
				YDS	AVG	LG	TD	NO	YDS	AVG	LG	TD
2017	Patriots	2/0	2	50	25.0	31	0	0	0	0.0	0	0
2018	Patriots	3/0	5	70	14.0	29t	2	0	0	0.0	0	0
Totals – 2 Years		5/0	7	120	17.1	31	2	0	0	0.0	0	0

DORSETT'S CAREER GAME-BY-GAME

PLAYERS

2015	OPPONENT	P/S	NO	YDS	AVG	LG	TD										
09/13	at Buffalo	p	2	45	22.5	29	0	10/05	at Tampa Bay	p	-	-	-	-	-		
09/21	N.Y. Jets	p	1	25	25.0	25	0	10/15	at N.Y. Jets	p	-	-	-	-	-		
09/27	at Tennessee	p	2	43	21.5	35t	1	10/22	Atlanta	S	-	-	-	-	-		
10/04	Jacksonville	p	2	7	3.5	6	0	10/29	L.A. Chargers	p	-	-	-	-	-		
10/08	at Houston	p	1	9	9.0	9	0	11/12	at Denver	S	2	16	8.0	11	0		
10/18	New England	p	2	30	15.0	17	0	11/19	at Oakland	p	-	-	-	-	-		
10/25	New Orleans	p	1	8	8.0	8	0	11/26	Miami	p	1	39	39.0	39	0		
11/02	at Carolina		Inactive					12/03	at Buffalo	p	-	-	-	-	-		
11/08	Denver		Inactive					12/11	at Miami		Did Not Play						
11/22	at Atlanta		Inactive					12/17	at Pittsburgh	p	1	4	4.0	4	0		
11/29	Tampa Bay		Inactive					12/24	Buffalo	p	1	24	24.0	24	0		
12/06	at Pittsburgh		Inactive					13/31	N.Y. Jets	p	3	26	8.7	11	0		
12/13	at Jacksonville	p	-	-	-	-	-	2017 Totals				15/2	12	194	16.2	39	0
12/20	Houston	p	1	1	1.0	1	0	01/13	Tennessee		Inactive						
12/27	at Miami	p	2	29	14.5	22	0	01/21	Jacksonville	p	1	31	31.0	31	0		
01/03	Tennessee	p	4	28	7.0	11	0	02/04	Philadelphia	p	1	19	19.0	19	0		
2015 Totals		11/0	18	225	12.5	35t	1	2017 Postseason				2/0	2	50	25.0	31	0

2016	OPPONENT	P/S	NO	YDS	AVG	LG	TD	2018	OPPONENT	P/S	NO	YDS	AVG	LG	TD		
09/11	Detroit	p	4	94	23.5	51	0	09/09	Houston	p	7	66	9.4	14	1		
09/18	at Denver	p	1	30	30.0	30	0	09/16	at Jacksonville	S	5	44	8.8	19	0		
09/25	San Diego	S	3	27	9.0	18	0	09/23	at Detroit	S	0	0	0.0	0	0		
10/02	at Jacksonville	S	1	64	64.0	64t	1	09/30	Miami	p	4	55	13.8	20	1		
10/09	Chicago	S	2	26	13.0	21	0	10/04	at Indianapolis	p	3	25	8.3	16	0		
10/16	at Houston	S	2	12	6.0	6	0	10/14	Kansas City	p	0	0	0.0	0	0		
10/23	at Tennessee		Inactive					10/21	at Chicago	p	1	8	8.0	8	0		
10/30	Kansas City	p	5	33	6.6	13	0	10/29	at Buffalo	p	0	0	0.0	0	0		
11/06	at Green Bay	p	2	28	14.0	15	0	11/04	Green Bay	p	3	30	10.0	17	0		
11/20	Tennessee	p	1	50	50.0	50	0	11/11	at Tennessee	p	2	18	9.0	11	0		
11/24	Pittsburgh	S	3	31	10.3	16	0	11/25	at N.Y. Jets	p	2	10	5.0	7	0		
12/05	at N.Y. Jets	p	-	-	-	-	-	12/02	Minnesota	p	0	0	0.0	0	0		
12/11	Houston	p	3	19	6.3	8	0	12/09	at Miami	p	0	0	0.0	0	0		
12/18	at Minnesota	S	1	50	50.0	50t	1	12/16	at Pittsburgh	p	0	0	0.0	0	0		
12/24	at Oakland	p	1	8	8.0	8	0	12/23	Buffalo	p	0	0	0.0	0	0		
01/01	Jacksonville	S	4	56	14.0	21	0	12/30	N.Y. Jets	p	5	34	6.8	9t	1		
2016 Totals		15/7	33	528	16.0	64t	2	2018 Totals				16/2	32	290	9.1	20	3

2017	OPPONENT	P/S	NO	YDS	AVG	LG	TD										
09/07	Kansas City	p	-	-	-	-	-	01/13	L.A. Chargers	p	4	41	10.3	15t	1		
09/17	at New Orleans	p	3	68	22.7	38	0	01/20	at Kansas City	p	1	29	29.0	29t	1		
09/24	Houston	p	-	-	-	-	-	02/03	at L.A. Rams	p	0	0	0.0	0	0		
								Postseason Totals				3/0	5	70	14.0	29t	2



NATE EBNER



43 | DEFENSIVE BACK

HT: 6-0 | **WT:** 215 | **Born:** 12/14/1988 | **Exp. (NFL/Patriots):** 8/8
GP/GS (Playoffs): 97/0 (15/0) | **Acq:** D6-12 (197th)
College: Ohio State | **Hometown:** Dublin, Ohio

SUPER BOWLS: 14, 16, 18

CAREER TRANSACTIONS

Nate Ebner was re-signed by the New England Patriots as an unrestricted free agent on March 15, 2016 ... Originally drafted by New England in the sixth round (197th overall) of the 2012 NFL Draft.

CAREER HIGHLIGHTS

- Has totaled 10 or more special teams tackles in six of his first seven seasons. Was on track for double-digit special teams tackles again in 2017 before an injury forced him to finish with eight tackles in nine games.
- Three-time Super Bowl Champion as a member of the New England Patriots.

SEASONAL REVIEWS

2018 (15/0, 3/0)

- Appeared in 15 regular-season games as a reserve, contributing mostly on special teams and totaled a team-high 13 special teams tackles.
- Played in all three postseason games as a reserve and made two special teams tackles.
- Was inactive due to injury at N.Y. Jets (11/25).
- Posted two special teams tackles at Detroit (9/23).
- Notched two special teams tackles at Tennessee (11/11)
- Made one special teams tackle in the AFC Divisional Playoff win vs. L.A. Chargers (1/13).
- Made one special teams tackle in the AFC Championship victory at Kansas City (1/20).

2017 (9/0, 0/0)

- Appeared in nine regular-season games as a special teams contributor before suffering an injury in Week 12 vs. Miami (11/26) on a fake punt converted into a 14-yard rush for a first down. Totaled eight special teams tackles before being placed on injured reserve on Nov. 27.
- Was inactive due to injury vs. Kansas City (9/7) and in the victory at New Orleans (9/17).
- Returned to action from injury and contributed immediately on special teams with one special teams tackle while assisting on another in the victory vs. Houston (9/24).
- Contributed on special teams with two tackles vs. Carolina (10/1).
- Was a key contributor on special teams, leading the team with two special teams tackles in the victory at Tampa Bay (10/5).

HONORS & AWARDS

2016: Associated Press All-Pro: Second Team

EXTRA POINTS

- Nate Ebner did not play football in high school, but was a very talented rugby player growing up. He was a standout on the United States U19 and U20 national teams from 2006-08 and was MVP of the Rugby World Cup in 2008 as a member of the U20 team. One year later, he walked on to the football team at Ohio State and finished his collegiate career as a scholarship player.
- Ebner was selected to the 2016 U.S. Olympic rugby squad, becoming the first Patriots player to participate in the Olympics while a member of the team.

- Successfully converted a fake punt with a 14-yard run on the opening drive of the game that kept the drive alive and led to the Patriots first touchdown in the victory vs. Miami (11/26). Ebner was injured on the play and did not return.

2016 (16/0, 3/0)

- Played in all 16 regular-season games as a reserve, mainly on special teams. Led the club and tied Miami's Michael Thomas for an NFL-high 19 special teams tackles. Also forced one fumble on special teams.
- Appeared in all three postseason contests and tallied three special teams tackles.
- Forced a fumble on a kickoff that was recovered by Jordan Richards at the 21-yard line to set up a touchdown run by LeGarrette Blount in third quarter of the win vs. Houston (9/22). Added one special teams tackle.
- Notched a season-high three solo special teams tackles at Cleveland (10/9).
- Finished with one special teams tackle in the regular-season finale win at Miami (1/1) to tie the Dolphins' Michael Thomas for most special teams tackles (19) in the league.
- Played on special teams in the AFC Championship game vs. Pittsburgh (1/22) before leaving the game with an injury.
- Totaled one special teams tackle in the win over Atlanta in Super Bowl LI (2/5).

2015 (15/0, 2/0)

- Appeared in 15 regular-season games as a reserve, mainly on special teams, and compiled 11 special teams tackles.
- Played in both postseason contests and assisted on one special teams tackle.
- Was inactive at Buffalo (9/20) due to injury.
- Posted two special teams tackles in the win vs. Buffalo (11/23).
- Contributed on special teams, posting one special teams

SELECT COMPANY

Nate Ebner became the seventh player in NFL history and first since James Trapp to participate in the Olympics and also win a pro football championship. Ebner is the first player to participate in the Olympics and win an NFL championship in the same year.

<i>Player</i>	<i>Olympics</i>	<i>Event/ Results</i>	<i>Pro Football Championships</i>
Jim Thorpe	1912 Stockholm	Pentathlon, decathlon 2x Gold Medal	1916, 17 & 19 w/ Canton Bulldogs
Jack Torrance	1936 Berlin	Shot put. Placed 5th	1940 with Chicago
Clyde Scott	1948 London	110 hurdles, Silver Medal	1948 & 49 with Philadelphia
Bob Hayes	1964 Tokyo	100m, 4x100m relay 2x Gold Medal	1971 Super Bowl with Dallas
Michael Carter	1984 Los Angeles	Shot put, Silver Medal	1985, 89 & 90 Super Bowls w/49ers
James Trapp	1992 Barcelona	4x100, alternate	2000 Super Bowl w/ Baltimore
Nate Ebner	2016 Rio	U.S. Rugby team	2014, 16 & 18 SBs w/ New England

tackle vs. Philadelphia (12/6). Also kicked off twice in the game. The first was a drop-kick in the second quarter and the second was an attempted on-side kick in the fourth quarter.

2014 (12/0, 3/0)

- Appeared in 12 regular-season contests and was a key special teams contributor. Tallied four tackles on defense and 11 on special teams.
- Contributed on special teams in all three playoff games.
- Was inactive vs. Cincinnati (10/5), at Buffalo (10/12), vs. N.Y. Jets (10/16) and vs. Chicago (10/26) due to injury.
- Played on special teams and as a defensive back in the dime package in the win vs. Oakland (9/21), posting two tackles on defense.
- Returned from injury to play a significant role on special teams in the win vs. Denver (11/2).

2013 (15/0, 2/0)

- Played mainly special teams in 15 regular-season games. Registered 11 special teams tackles and two fumble recoveries on special teams.
- Saw action in both playoff games.
- Was inactive for the season opener at Buffalo (9/8) due to injury.
- Made his first two special teams tackles of the season at Cincinnati (10/13).
- Tied a career-high with four special teams tackles vs. Miami (10/27).
- Recovered his first career fumble on a muffed punt in overtime vs. Denver (11/24) deep in Broncos territory that led to the game-winning field goal. Also made one special teams tackle.
- Recovered his second fumble in four games after a botched field goal attempt at Miami (12/15). The turnover led to a Patriots touchdown.

2012 (15/0, 2/0)

- Played mainly on special teams in 15 regular-season games, finishing second on the team with 17 special teams tackles. Also saw limited action in the secondary.
- Appeared in both postseason contests, making one special teams tackle.
- Was inactive due to injury vs. Miami (12/30).
- Posted his first career tackle on defense in the win at St. Louis (10/28).
- Made his pro debut, making two special teams tackles and played in a reserve role on defense in the win at Tennessee (9/9).

COLLEGE

- A world-class rugby player who joined Ohio State as a walk-on in 2009.
- Finished his career at Ohio State on scholarship.
- Voted by his teammates as the team's most inspirational player and presented with the Bo-Rein Award at the end of the 2011 season. Also voted best special teams player for the 2011 season.

PERSONAL

- Son of Nancy Pritchett and the late Jeff Ebner.
- Majored in exercise science at Ohio State.
- 2009 Big Ten all-academic.
- A standout on the United States U19 and U20 national teams for rugby from 2006-08.
- MVP of the Junior Rugby World Cup in 2008 as a member of the U20 team.
- Did not play football at Hilliard Davidson High.
- Married wife, Chelsey, during the 2019 offseason.

NATE EBNER STATISTICS

POS: DB HT: 6-0 WT: 215 LBS YEAR: 8TH ACQ: D6-12 (197TH) COLLEGE: OHIO STATE BORN: 12/14/88

REGULAR SEASON DEFENSIVE STATISTICS

Year	Team	G/S	TACKLES					INTERCEPTIONS					MISCELLANEOUS					
			TT	UT	A	S	YDS	NO	YDS	AVG	LG	TD	PD	FF	FR	YDS	TD	SPT
2012	Patriots	15/0	1	1	0	0.0	0.0	0	0	0.0	0	0	0	0	0	0	0	17
2013	Patriots	15/0	0	0	0	0.0	0.0	0	0	0.0	0	0	0	0	0	0	11	
2014	Patriots	12/0	4	4	0	0.0	0.0	0	0	0.0	0	0	0	0	0	0	11	
2015	Patriots	15/0	0	0	0	0.0	0.0	0	0	0.0	0	0	0	0	0	0	11	
2016	Patriots	16/0	0	0	0	0.0	0.0	0	0	0.0	0	0	0	0	0	0	19	
2017	Patriots	9/0	0	0	0	0.0	0.0	0	0	0.0	0	0	0	0	0	0	8	
2018	Patriots	15/0	0	0	0	0.0	0.0	0	0	0.0	0	0	0	0	0	0	13	
Totals – 7 Years		97/0	5	5	0	0.0	0.0	0	0	0.0	0	0	0	0	0	0	90	

Additional Statistics: 2 Special Teams Fumble Recoveries vs. Denver (11/24/13), vs. Seattle (11/14/16); 1 Special Teams Forced Fumble vs. Houston (9/22/16); 2 Kickoffs vs. Philadelphia (12/6/15); 1 Rush for 14 yards on Fake Punt vs. Miami (11/26/17).

POSTSEASON DEFENSIVE STATISTICS

Year	Team	G/S	TACKLES					INTERCEPTIONS					MISCELLANEOUS					
			TT	UT	A	S	YDS	NO	YDS	AVG	LG	TD	PD	FF	FR	YDS	TD	SPT
2012	Patriots	2/0	0	0	0	0.0	0.0	0	0	0.0	0	0	0	0	0	0	0	1
2013	Patriots	2/0	0	0	0	0.0	0.0	0	0	0.0	0	0	0	0	0	0	0	
2014	Patriots	3/0	0	0	0	0.0	0.0	0	0	0.0	0	0	0	0	0	0	0	
2015	Patriots	2/0	0	0	0	0.0	0.0	0	0	0.0	0	0	0	0	0	0	1	
2016	Patriots	3/0	0	0	0	0.0	0.0	0	0	0.0	0	0	0	0	0	0	3	
2017	Patriots	0/0	Injured Reserve															
2018	Patriots	3/0	0	0	0	0.0	0.0	0	0	0.0	0	0	0	0	0	0	2	
Totals – 7 Years		15/0	0	0	0	0.0	0.0	0	0	0.0	0	0	0	0	0	0	7	

PLAYERS

EBNER'S CAREER GAME-BY-GAME

Year	Opponent	P/S	TT	UT	A	S	YDS	INT	YDS	PD	FF	FR	SPT	Year	Opponent	P/S	TT	UT	A	S	YDS	INT	YDS	PD	FF	FR	SPT			
2012	09/09 at Tennessee	p	0	0	0	-	-	-	-	-	-	-	2	11/24	Denver	p	0	0	0	-	-	-	-	-	-	1	1			
09/16	Arizona	p	0	0	0	-	-	-	-	-	-	-	-	12/01	at Houston	p	0	0	0	-	-	-	-	-	-	-	1			
09/23	at Baltimore	p	0	0	0	-	-	-	-	-	-	-	-	12/08	Cleveland	p	0	0	0	-	-	-	-	-	-	-	-	1		
09/30	at Buffalo	p	0	0	0	-	-	-	-	-	-	-	-	12/15	at Miami	p	0	0	0	-	-	-	-	-	-	-	-	1	-	
10/07	Denver	p	0	0	0	-	-	-	-	-	-	-	-	12/22	at Baltimore	p	0	0	0	-	-	-	-	-	-	-	-	-	-	
10/14	at Seattle	p	0	0	0	-	-	-	-	-	-	-	-	12/29	Buffalo	p	0	0	0	-	-	-	-	-	-	-	-	-	-	
10/21	N.Y. Jets	p	0	0	0	-	-	-	-	-	-	-	-	2013 Totals	15/0	0	0	0	0.0	0.0	0	0	0	0	0	0	2	11		
10/28	at St. Louis	p	1	1	0	-	-	-	-	-	-	-	-	01/11	Indianapolis	p	0	0	0	-	-	-	-	-	-	-	-	-	-	-
11/11	Buffalo	p	0	0	0	-	-	-	-	-	-	-	-	01/19	at Denver	p	0	0	0	-	-	-	-	-	-	-	-	-	-	-
11/18	Indianapolis	p	0	0	0	-	-	-	-	-	-	-	-	2013 Postseason	2/0	0	0	0	0.0	0.0	0	0	0	0	0	0	0	0	0	
11/22	at N.Y. Jets	p	0	0	0	-	-	-	-	-	-	-	-	2014	OPPOSITION	P/S	TT	UT	A	S	YDS	INT	YDS	PD	FF	FR	SPT			
12/02	at Miami	p	0	0	0	-	-	-	-	-	-	-	-	09/07	at Miami	p	0	0	0	-	-	-	-	-	-	-	-	2		
12/10	Houston	p	0	0	0	-	-	-	-	-	-	-	-	09/14	at Minnesota	p	0	0	0	-	-	-	-	-	-	-	-	2		
12/16	San Francisco	p	0	0	0	-	-	-	-	-	-	-	-	09/21	Oakland	p	2	2	0	-	-	-	-	-	-	-	-	1		
12/23	at Jacksonville	p	0	0	0	-	-	-	-	-	-	-	-	09/29	at Kansas City	p	0	0	0	-	-	-	-	-	-	-	-	2		
12/30	Miami		Inactive											10/05	Cincinnati		Inactive													
2012 Totals		15/0	1	1	0	0.0	0.0	0	0	0	0	0	0	10/12	at Buffalo		Inactive													
01/13	Houston	p	0	0	0	-	-	-	-	-	-	-	-	10/16	N.Y. Jets		Inactive													
01/20	Baltimore	p	0	0	0	-	-	-	-	-	-	-	-	10/26	Chicago		Inactive													
2012 Postseason		2/0	0	0	0	0.0	0.0	0	0	0	0	0	0	11/02	Denver	p	0	0	0	-	-	-	-	-	-	-	-	-	-	
2013	OPPOSITION	P/S	TT	UT	A	S	YDS	INT	YDS	PD	FF	FR	SPT	11/16	at Indianapolis	p	0	0	0	-	-	-	-	-	-	-	-	-	-	
09/08	at Buffalo		Inactive												11/23	Detroit	p	1	1	0	-	-	-	-	-	-	-	-	1	
09/12	N.Y. Jets	p	0	0	0	-	-	-	-	-	-	-	-	11/30	at Green Bay	p	0	0	0	-	-	-	-	-	-	-	-	-	1	
09/22	Tampa Bay	p	0	0	0	-	-	-	-	-	-	-	-	12/07	at San Diego	p	1	1	0	-	-	-	-	-	-	-	-	-	1	
09/29	at Atlanta	p	0	0	0	-	-	-	-	-	-	-	-	12/14	Miami	p	0	0	0	-	-	-	-	-	-	-	-	1		
10/06	at Cincinnati	p	0	0	0	-	-	-	-	-	-	-	-	12/21	at N.Y. Jets	p	0	0	0	-	-	-	-	-	-	-	-	-	-	
10/13	New Orleans	p	0	0	0	-	-	-	-	-	-	-	-	12/28	Buffalo	p	0	0	0	-	-	-	-	-	-	-	-	-	-	
10/20	at N.Y. Jets	p	0	0	0	-	-	-	-	-	-	-	-	2014 Season	12/0	4	4	0	0.0	0.0	0	0	1	0	0	0	11			
10/27	Miami	p	0	0	0	-	-	-	-	-	-	-	-	01/10	Baltimore	p	0	0	0	-	-	-	-	-	-	-	-	-	-	
11/03	Pittsburgh	p	0	0	0	-	-	-	-	-	-	-	-	01/18	Indianapolis	p	0	0	0	-	-	-	-	-	-	-	-	-	-	
11/18	at Carolina	p	0	0	0	-	-	-	-	-	-	-	-	02/01	Seattle	p	0	0	0	-	-	-	-	-	-	-	-	-	-	
														2014 Postseason	3/0	0	0	0	0.0	0.0	0	0	0	0	0	0	0	0		

EBNER'S CAREER GAME-BY-GAME (CONT.)

2015	OPPONENT	P/S	TT	UT	A	S	YDS	INT	YDS	PD	FF	FR	SPT
09/10	Pittsburgh	p	0	0	0	-	-	-	-	-	-	-	1
09/20	at Buffalo					Inactive							
09/27	Jacksonville	p	0	0	0	-	-	-	-	-	-	-	-
10/11	at Dallas	p	0	0	0	-	-	-	-	-	-	-	-
10/18	at Indianapolis	p	0	0	0	-	-	-	-	-	-	-	1
10/25	N.Y. Jets	p	0	0	0	-	-	-	-	-	-	-	-
10/29	Miami	p	0	0	0	-	-	-	-	-	-	-	1
11/08	Washington	p	0	0	0	-	-	-	-	-	-	-	2
11/15	at N.Y. Giants	p	0	0	0	-	-	-	-	-	-	-	-
11/23	Buffalo	p	0	0	0	-	-	-	-	-	-	-	2
11/29	at Denver	p	0	0	0	-	-	-	-	-	-	-	1
12/06	Philadelphia	p	0	0	0	-	-	-	-	-	-	-	1
12/13	at Houston	p	0	0	0	-	-	-	-	-	-	-	1
12/20	Tennessee	p	0	0	0	-	-	-	-	-	-	-	1
12/27	at N.Y. Jets	p	0	0	0	-	-	-	-	-	-	-	-
01/03	at Miami	p	0	0	0	-	-	-	-	-	-	-	-
2015 Totals			15/0	0	0	0.0	0.0	0	0	0	0	0	11
01/16	Kansas City	p	0	0	0	-	-	-	-	-	-	-	-
01/24	at Denver	p	0	0	0	-	-	-	-	-	-	-	1
2015 Postseason			2/0	0	0	0.0	0.0	0	0	0	0	0	1

2016	OPPONENT	P/S	TT	UT	A	S	YDS	INT	YDS	PD	FF	FR	SPT
09/11	at Arizona	p	0	0	0	-	-	-	-	-	-	-	1
09/18	Miami	p	0	0	0	-	-	-	-	-	-	-	-
09/22	Houston	p	0	0	0	-	-	-	-	-	-	-	1
10/02	Buffalo	p	0	0	0	-	-	-	-	-	-	-	1
10/09	at Cleveland	p	0	0	0	-	-	-	-	-	-	-	3
10/16	Cincinnati	p	0	0	0	-	-	-	-	-	-	-	2
10/23	at Pittsburgh	p	0	0	0	-	-	-	-	-	-	-	1
10/30	at Buffalo	p	0	0	0	-	-	-	-	-	-	-	1
11/13	Seattle	p	0	0	0	-	-	-	-	-	-	-	1
11/20	at San Francisco	p	0	0	0	-	-	-	-	-	-	-	1
11/27	at N.Y. Jets	p	0	0	0	-	-	-	-	-	-	-	-
12/04	Los Angeles	p	0	0	0	-	-	-	-	-	-	-	3
12/12	Baltimore	p	0	0	0	-	-	-	-	-	-	-	-
12/18	at Denver	p	0	0	0	-	-	-	-	-	-	-	1
12/24	N.Y. Jets	p	0	0	0	-	-	-	-	-	-	-	2
01/01	at Miami	p	0	0	0	-	-	-	-	-	-	-	1
2016 Totals			16/0	0	0	0	0	0	0	0	0	0	19
01/14	Houston	p	0	0	0	-	-	-	-	-	-	-	2
01/22	Pittsburgh	p	0	0	0	-	-	-	-	-	-	-	-
02/05	Atlanta	p	0	0	0	-	-	-	-	-	-	-	1
2016 Postseason			3/0	0	0	0	0	0	0	0	0	0	3

2017	OPPONENT	P/S	TT	UT	A	S	YDS	INT	YDS	PD	FF	FR	SPT
09/07	Kansas City					Inactive							
09/17	at New Orleans					Inactive							
09/24	Houston	p	-	-	-	-	-	-	-	-	-	-	2
10/01	Carolina	p	-	-	-	-	-	-	-	-	-	-	2
10/05	at Tampa Bay	p	-	-	-	-	-	-	-	-	-	-	2
10/15	at N.Y. Jets	p	-	-	-	-	-	-	-	-	-	-	-
10/22	Atlanta	p	-	-	-	-	-	-	-	-	-	-	1
10/29	L.A. Chargers	p	-	-	-	-	-	-	-	-	-	-	-
11/12	at Denver	p	-	-	-	-	-	-	-	-	-	-	1
11/19	at Oakland	p	-	-	-	-	-	-	-	-	-	-	-
11/26	Miami	p	-	-	-	-	-	-	-	-	-	-	-
12/03	at Buffalo					Placed on injured reserve (11/27)							
2017 Totals			9/0	0	0	0.0	0.0	0	0	0	0	0	8

2018	OPPONENT	P/S	TT	UT	A	S	YDS	INT	YDS	PD	FF	FR	SPT
09/09	Houston	p	-	-	-	-	-	-	-	-	-	-	1
09/16	at Jacksonville	p	-	-	-	-	-	-	-	-	-	-	1
09/23	at Detroit	p	-	-	-	-	-	-	-	-	-	-	2
09/30	Miami	p	-	-	-	-	-	-	-	-	-	-	1
10/04	Indianapolis	p	-	-	-	-	-	-	-	-	-	-	-
10/14	Kansas City	p	-	-	-	-	-	-	-	-	-	-	1
10/21	at Chicago	p	-	-	-	-	-	-	-	-	-	-	1
10/29	at Buffalo	p	-	-	-	-	-	-	-	-	-	-	-
11/04	Green Bay	p	-	-	-	-	-	-	-	-	-	-	1
11/11	at Tennessee	p	-	-	-	-	-	-	-	-	-	-	2
11/25	at N.Y. Jets					Inactive							
12/02	Minnesota	p	-	-	-	-	-	-	-	-	-	-	-
12/09	at Miami	p	-	-	-	-	-	-	-	-	-	-	1
12/16	at Pittsburgh	p	-	-	-	-	-	-	-	-	-	-	-
12/23	Buffalo	p	-	-	-	-	-	-	-	-	-	-	1
12/30	N.Y. Jets	p	-	-	-	-	-	-	-	-	-	-	1
2018 Totals			15/0	0	0	0.0	0.0	0	0	0	0	0	13
01/13	L.A. Chargers	p	-	-	-	-	-	-	-	-	-	-	1
01/20	at Kansas City	p	-	-	-	-	-	-	-	-	-	-	1
02/03	L.A. Rams	p	-	-	-	-	-	-	-	-	-	-	-
2018 Postseason			3/0	0	0	0.0	0.0	0	0	0	0	0	2



JULIAN EDELMAN

 **11** | WIDE RECEIVER

HT: 5-10 | **WT:** 198 | **Born:** 5/22/1986 | **Exp. (NFL/Patriots):** 11/11
GP/GS (Playoffs): 115/71 (18/14) | **Acq:** D7a-09 (232nd)
College: Kent State | **Hometown:** Redwood City, Calif.

 **PRO BOWLS:** 14

 **SUPER BOWLS:** 14, 16, 18

CAREER TRANSACTIONS

Julian Edelman was re-signed by the New England Patriots as an unrestricted free agent on March 18, 2014 ... Originally drafted by New England in the seventh round (232nd overall) of the 2009 NFL Draft ... Re-signed by New England as an unrestricted free agent (4/11/13).

CAREER HIGHLIGHTS

- In 2010, set a franchise record for the highest punt return average in a single-season with a 15.3-yard average, which led the AFC and finished second in the NFL behind Chicago's Devin Hester (17.1-yard return average). Also had a 15.5-yard return average in 2012 but was limited to 17 punt returns in nine games due to injury.
- Holds the franchise record for postseason receptions with 115, second-most in NFL history behind Jerry Rice (151).
- Set a new franchise record and moved into second place all-time for most postseason receiving yards (1,412) behind Jerry Rice (2,245).
- In 2018, surpassed Deion Branch and Rob Gronkowski for most 100-yard receiving games by a Patriot in the playoffs with six. Six 100-yard receiving performances in the playoffs are tied with Michael Irvin for second-most in NFL playoff history behind Jerry Rice (8).
- One of 14 players in NFL history with 1,000 yards receiving (1,412) in the postseason (2nd overall).
- Has totaled 177 punt returns for 1,986 yards during his career, an 11.2-yard average, which is third-best in Patriots history and 17th-highest in league annals.
- Currently holds the team record with four punt return touchdowns.
- Set a franchise record with a 94-yard punt return for a touchdown vs. Miami (1/2/11).
- Enters 2019 fifth in Patriots history with 499 receptions, seventh with 5,390 receiving yards and 10th with 30 touchdown receptions.
- Set career highs with 105 receptions for 1,056 yards and six touchdowns in 2013. Joined Wes Welker and Troy Brown as the only Patriots receivers with 100 receptions in a season and is one of 11 receivers in team history with 1,000 yards receiving in a single season.
- Had his second career 1,000-yard receiving season after setting a single-season best with 1,106 yards in 2016. Joined Wes Welker (5), Rob Gronkowski (4), Randy Moss (3), Stanley Morgan (3) and Terry Glenn (2) as the only Patriots players with at least two 1,000-yard seasons.
- Earned his first career Pro Bowl invitation in 2014 after finishing eighth in the NFL with 92 receptions.
- Joined Troy Brown and Wes Welker as the only Patriots with 90-plus receptions in consecutive seasons.

EXTRA POINTS

- Growing up as an undersized quarterback with a good arm and all kinds of athleticism, Julian Edelman had visions of being the next Doug Flutie.
- A quarterback at Kent State, he passed for 1,820 yards as a senior and added 1,551 rushing yards to break the school's single-season record for total offense set by Joshua Cribbs in 2003.
- Had an offer from the British Columbia Lions of the Canadian Football League to play quarterback but chose to switch to receiver and play in the NFL.
"It was hard for the fact that you never played the other position [receiver], so you have a huge road ahead of you to learn something at the highest level in the world to it. But the easy part was that you didn't grow up wanting to go to the CFL. I grew up wanting to go to the NFL, having that dream," he said.
- Ten years after being drafted by the Patriots, Edelman finished his classes and graduated from Kent State in the spring of 2019.

- Completed a 51-yard touchdown pass to Danny Amendola in the AFC Divisional Playoff win vs. Baltimore (1/10/15), setting an NFL playoff record for the longest pass completion and touchdown pass for a non-quarterback. It was his first career pass attempt and the first touchdown pass by a Patriots player other than a quarterback since 2004.
- Has compiled 48 rushing attempts for 364 yards in his career, most ever by a Patriots wide receiver.
- Posted the longest rush by a wide receiver in franchise history - a 47-yard run in a win vs. Indianapolis (11/18/12).
- Was forced into action as a defensive back due to injuries for eight games in 2011 and made 14 tackles.

SEASONAL REVIEWS

2018 (12/12, 3/3)

- Started all 12 regular-season games he appeared in and totaled 74 receptions for 850 yards and six touchdowns. Also tallied nine rushing attempts for 107 yards and completed the first two regular-season pass attempts of his career for 43 yards. Returned 20 punts for 154 yards on special teams.
- Started all three postseason contests and led the team with 26 receptions for 388 yards and rushed twice for 15 yards. Returned 10 punts for 77 yards on special teams.
- Missed the first four games of the season due to NFL suspension.
- Posted two 100-yard receiving performances in the regular season:

- Week 9 at Buffalo (104)
- Week 11 at Tennessee (104)
- Compiled two 100-yard receiving performances in the playoffs:
 - AFC Divisional Playoff vs. L.A. Chargers (151)
 - Super Bowl LIII vs. L.A. Rams (141)
- Started his first game back from a four-game suspension and contributed with seven receptions for 57 yards while also handling punt return duties, with two punts returned for 20 yards during the victory vs. Indianapolis (10/4).
- Started and caught four balls for 54 yards, including a 17-yard second quarter touchdown reception to give the Patriots a two score lead late in the first half of the victory vs. Kansas City (10/14).
- Started at receiver and finished with a game-high 104 yards on nine receptions, marking his first 100-yard effort of 2018 in the win at Buffalo (10/29).
- Started and caught six balls for 71 yards, while also rushing twice for 28 yards in the victory vs. Green Bay (11/4). Also completed his first regular-season pass to RB James White for a 37-yard gain. In the fourth quarter with the score tied at 17, that put the Patriots deep into Green Bay territory on the go-ahead touchdown drive.
- Started and caught a game-high nine passes for 104 yards, while also completing a pass that went for 6 yards to QB Tom Brady for the second straight week in the game at Tennessee (11/11).
- Started at receiver and caught four passes for 84 yards, including a 21-yard touchdown reception that broke a 13-13 tie in the third quarter of the win at the New York Jets (11/25).
- Started and caught a game-high nine passes for 86 yards at Miami (12/9), including a 2-yard touchdown reception in the second quarter that helped QB Tom Brady pass Peyton Manning for the most touchdown passes all-time (regular season and playoffs combined) in NFL history.
- Started and made six receptions for 70 yards, including a 32-yard touchdown reception on a catch-and-run effort on fourth down in the third quarter that gave the Patriots a two-score lead in the win vs. Buffalo (12/23). His six receptions moved him past Ben Coates and into fifth place all-time on Patriots receptions list. Also handled punt return duties with two returns for 37 yards.
- Caught nine passes for a postseason career-high 151 yards, setting a new Patriots mark with his fifth career

MULTIPLE 1,000-YARDS SEASONS

Edelman had his second career 1,000-yard receiving season in 2016 after setting a single-season best with 1,106 yards. He joins Wes Welker (5), Rob Gronkowski (4), Randy Moss (3), Stanley Morgan (3) and Terry Glenn (2) as the only Patriots players with at least two 1,000-yard seasons. Edelman had 1,056 yards receiving in 2013.

MOST 1,000 YARD SEASONS/PATRIOTS HISTORY

- 5 Wes Welker
- 4 Rob Gronkowski
- 3 Randy Moss
- 3 Stanley Morgan
- 2 Julian Edelman**
- 2 Terry Glenn

RECORD PLAYOFF PASSER

Edelman set an NFL postseason record when he completed a 51-yard touchdown pass to Danny Amendola in the 2014 Divisional Playoff win vs. Baltimore (1/10/15). It was the longest pass by a non-quarterback in playoff history.

LONGEST PASS COMPLETION IN NFL PLAYOFF HISTORY (Non-quarterbacks)

Player, Team	Pass Completion	Playoff Game
Julian Edelman, NE	51-yard TD pass	AFC Div. vs. BAL (1/10/15)
Brad Smith, NYJ	45-yard completion	AFC Champ. @ IND (1/24/10)
Antwan Randle El, PIT	43-yard TD pass	Super Bowl XL vs. SEA (2/5/06)

100-yard postseason receiving game in the AFC Divisional Playoff win vs. L.A. Chargers (1/13).

- Caught a game-high seven passes for 96 yards, including two clutch receptions on third down during the game-winning overtime drive in the AFC Championship victory at Kansas City (1/20).
- Became just the seventh wide receiver to be named Super Bowl MVP for his performance in Super Bowl LIII vs. the Los Angeles Rams (2/3), catching 10 passes for a total of 141 yards as the focal point of the offense in the franchise's sixth Super Bowl victory. Eight of his 10 receptions resulted in first downs. His 141-yard performance gave him 1,412 career postseason receiving yards and pushed him into second place all-time on the postseason receiving yards list, trailing only Jerry Rice (2,245). His sixth 100-yard receiving game in the postseason pushed him into a tie with Michael Irvin (6) for second-most in NFL postseason history, trailing only Jerry Rice (8).

2017 (0/0, 0/0)

- Suffered a knee injury in the preseason at Detroit (8/25) and was placed on injured reserve on Sept. 2.

2016 (16/13, 3/3)

- Appeared in all 16 regular-season games with 13 starts and led the team with 98 receptions for 1,106 yards and three touchdowns. Also rushed 12 times for 57 yards, returned 15 punts for 135 yards, three kickoffs for 44 yards and made one special teams tackle.
- Ranked fourth in the NFL with 98 receptions and posted seven or more receptions in a game nine times.
- Started all three postseason contests and led the team with 21 receptions for 342 yards and one touchdown. Also rushed twice for 14 yards, returned seven punts for 66 yards and attempted one pass that fell incomplete.
- Posted two 100-yard receiving performances in the regular season:
 - Week 13 vs. Los Angeles (101)
 - Week 17 at Miami (151)
- Compiled two 100-yard receiving performances in the playoffs:
 - AFC Divisional Playoff vs. Houston (137)
 - AFC Championship Game vs. Pittsburgh (118)
- Caught four passes for 37 yards, including a 12-yard touchdown reception from Tom Brady in the third quarter to mark his first score of the season in the win at Buffalo (10/30). His first quarter rushing attempt was the 36th of

STANDOUT COLLEGE QB TO NFL WR

Edelman began his college football career with a year at the College of San Mateo (Calif.) before transferring to Kent State where, as a senior, he completed 56 percent of his passes (153 of 275 passes for 1,820 yards) with 13 touchdowns. He was also the leading rusher, gaining 1,551 yards on 215 attempts (an average of 7.5 yards per carry) and scoring 13 touchdowns. His offensive numbers broke Kent State's single-season record for total offense set by Joshua Cribbs in 2003.

Said head coach Bill Belichick on the versatility of Edelman: "He played the quarterback position in college at Kent State and all the positions really that he's played in the NFL – covering kicks, returning kicks, slot receiver, outside receiver, slot defender – he didn't do any of those things in college. I think that really speaks to his versatility and how much he's grown as a player and how many things he's learned how to do that he really didn't have much experience with in college. I'd say that's pretty unusual, especially to be as competent in them as he is."

HONORS & AWARDS

- 2018:** Super Bowl LIII Most Valuable Player
- 2016:** AFC Offensive Player of the Week (Week 17)
- 2014:** AFC Pro Bowl, AFC Offensive Player of the Week (Week 9)
- 2011:** AFC Special Teams Player of the (Week 11)

his career, pushing him in front of Irving Fryar for the most rushing attempts by a Patriots receiver.

- Led the team with eight catches for 77 yards and a touchdown in the win at San Francisco (11/20).
- Led the team with eight receptions for 83 yards in the win at N.Y. Jets (11/27).
- Finished with a team-high eight receptions for 101 yards to mark his first 100-yard game of 2016 in the win vs. Los Angeles (12/4).
- Led the Patriots with five receptions for 89 yards in the win vs. N.Y. Jets (12/24) and also returned two punts for a total of 12 yards.

SUPER STAR

Edelman has turned in key performances at key moments in three Super Bowl victories:

- He was named Super Bowl MVP after finishing with 10 receptions for 141 yards and eight first downs in the Super Bowl LIII win over the L.A. Rams (2/3/19). Became the seventh wide receiver to win Super Bowl MVP honors and the second Patriots wide receiver to win the award. Deion Branch was named MVP for his performance in Super Bowl XXXIX.
- Finished with five receptions for 87 yards, including a miraculous 23-yard, diving finger-tip catch late in the fourth quarter of the Super Bowl LI overtime win over Atlanta (2/5/17). Edelman's catch kept a drive going that led to the game-tying touchdown.
- Caught the game-winning, 3-yard touchdown pass from Tom Brady with 2:06 left to play in the fourth quarter of the Patriots 28-24 Super Bowl XLIX win vs. Seattle (2/1/15).

PATS PUNT RETURN RECORDS

Edelman ranks third in career punt return average in Patriots history with an 11.2-yard average over ten seasons. He also set a franchise record for the best punt return average in a single season with a 15.3-yard average in 2010, which led the AFC and was second in the NFL.

PATRIOTS PUNT RETURN AVERAGE/CAREER

Player	Returns	Average
Mack Herron	74 - 888	12.0
Carl Garrett	43 - 487	11.3
Julian Edelman	177 - 1,986	11.2

PATRIOTS PUNT RETURN AVERAGE/SEASON

Player	Average	Year
Julian Edelman	15.3	2010
Mack Herron	14.8	1974
Troy Brown	14.2	2001

PATRIOTS PUNT RETURN TOUCHDOWNS/CAREER

Player	Years	Touchdowns
Julian Edelman	2009-2018	4
Troy Brown	1993-2007	3
Irving Fryar	1984-1992	3
Mike Haynes	1976-1982	2

LONGEST PATRIOTS PUNT RETURNS

Player	Yards	Year
Julian Edelman	94t	2010
Mike Haynes	89t	1976

- Set a career-long when he scored on a 77-yard touchdown in the third quarter of the win at Miami (1/1) to finish with eight total receptions for a career-best 151 yards. The performance marked Edelman's 11th career 100-yard game and also led him to finish with his second career 1,000-yard receiving season after setting a single-season best with 1,106 yards. Earned AFC Offensive Player of the Week honors for his performance.
- Set a franchise record for most postseason receptions

IN A RUSH

Edelman has 48 rushing attempts for 364 yards, the most rushing attempts and rushing yards by a Patriots wide receiver.

MOST RUSHING ATTEMPTS BY A PATRIOTS RECEIVER

Player	Rushes
Julian Edelman	48
Irving Fryar	35
Troy Brown	29
Darryl Stingley	28
Stanley Morgan	21

MOST RUSHING YARDS BY A PATRIOTS RECEIVER

Player	Rushing Yards
Julian Edelman	364
Darryl Stingley	244
Irving Fryar	188
Troy Brown	178

100-YARD PERFORMANCES

REGULAR SEASON 100-YARD GAMES (11)

DATE	OPPONENT	NO.	YDS	AVG.	LG	TD
1/3/10	at Houston	10	103	10.3	25	0
9/29/13	at Atlanta	7	118	16.9	44	0
11/24/13	vs. Denver	9	110	12.2	43	2
12/1/13	at Houston	9	101	11.2	25	0
12/15/13	at Miami	13	139	10.7	24t	1
12/7/14	at San Diego	8	141	17.6	69t	1
10/11/15	at Dallas	4	120	30.0	59t	1
12/4/16	vs. L.A. Rams	8	101	12.6	32	0
1/1/17	at Miami	8	151	18.9	77t	1
10/29/18	at Buffalo	9	104	11.6	26	0
11/11/18	at Tennessee	9	104	11.6	30	0

POSTSEASON 100-YARD GAMES (6)

DATE	OPPONENT	NO.	YDS	AVG.	LG	TD
2/1/15	vs. Seattle	9	109	12.1	23	1
1/16/16	vs. Kansas City	10	100	10.0	14	0
1/14/17	vs. Houston	8	137	17.1	48	0
1/22/17	vs. Pittsburgh	8	118	14.8	41	1
1/13/19	vs. L.A. Chargers	9	151	16.8	35	0
2/3/19	vs. L.A. Rams	10	141	14.1	27	0

10-RECEPTION PERFORMANCES

REGULAR SEASON 10-RECEPTION GAMES (7)

DATE	OPPONENT	NO.	YDS	AVG.	LG	TD
1/3/10	at Houston	10	103	10.3	25	0
9/12/13	vs. N.Y. Jets	13	78	6.0	10	0
12/15/13	at Miami	13	139	10.7	24t	1
9/21/14	vs. Oakland	10	84	8.4	15	0
11/23/14	vs. Detroit	11	89	8.1	16	0
9/10/15	vs. Pittsburgh	11	97	8.8	14	0
9/20/15	at Buffalo	11	97	8.8	22	0

POSTSEASON 10-RECEPTION GAMES (3)

DATE	OPPONENT	NO.	YDS	AVG.	LG	TD
1/19/14	at Denver	10	89	8.9	18	1
1/16/16	vs. Kansas City	10	100	10.0	14	0
2/3/19	vs. L.A. Rams	10	141	14.1	27	0

with 76 after turning in an eight-catch performance for 137 yards in the Divisional Round victory vs. Houston (1/14). Marked his third career 100-yard postseason game and also added one rush for 12 yards in the win.

- Hauled in nine catches in the Patriots AFC Championship victory vs. Pittsburgh (1/22). Moved past Deion Branch for the most receiving yards in Patriots postseason history. His 118 receiving yards in the game marked the fourth 100-yard game of his postseason career and his second straight 100-yard game of the 2016 postseason. The game also marked Edelman's ninth-straight postseason contest with six or more receptions which is the second-longest such streak in postseason history (Wes Welker, 10 - 2008-14).
- Started at wide receiver and hauled in five passes for 87 yards, including a miraculous bobbling 23-yard catch between three defenders on the game-tying drive at the

SINGLE-GAME CAREER HIGHS

REGULAR SEASON:

Receptions:	13	at Miami (12/15/13)
		vs. N.Y. Jets (9/12/13)
Receiving Yards:	151	at Miami (1/1/17)
Receiving TDs:	3	at Arizona (9/11/16)
		vs. Houston (9/22/16)
Longest Reception:	77t	at Miami (1/1/17)
Rushing Attempts:	3	at Arizona (9/11/16)
		vs. Houston (9/22/16)
Rushing Yards:	47	vs. Indianapolis (11/18/12)
Longest Rush:	47	vs. Indianapolis (11/18/12)
Kickoff Returns:	4	at Denver (10/11/09)
Kick Return Long:	37	at Miami (9/12/11)
Punt Returns:	6	vs. N.Y. Jets (9/12/13)
Punt Return Yards:	117	vs. Indianapolis (11/18/12)
Punt Return Long:	94t	vs. Miami (1/2/11)
Combined Ret. Yds:	124	at Miami (9/12/11)

end of regulation vs. Atlanta in Super Bowl LI (2/5). Also returned three punts for 40 yards. His five receptions gave him 89 career postseason catches, good for third all-time in NFL postseason history.

2015 (9/9, 2/2)

- Started all nine games he played in and finished the regular season with 61 receptions for 692 yards (11.3 avg.) and a career-high seven touchdowns. Also returned 10 punts for 81 yards (8.1 avg.) and rushed three times for 23 yards (7.7 avg.).
- Started both playoff games and led the team with 17 receptions for 153 yards (9.0 avg). Also returned one punt for 16 yards.
- Missed the final seven games of the regular season with a foot injury.
- Posted two 10-reception and one 100-yard receiving performances:
 - Week 1 vs. Pittsburgh (11 rec., 97 yds.)
 - Week 2 at Buffalo (11 rec., 97 yds.)
 - Week 5 at Dallas (4 rec., 120 yds.)
- Started at wide receiver and posted a game-high 11 receptions for 97 yards in the win vs. Pittsburgh (9/10).
- Led the team with 11 catches for 97 yards and added two touchdowns at Buffalo (9/20).
- Caught four passes for 120 yards and one touchdown in the win at Dallas (10/11).
- Posted seven receptions for 81 yards and two touchdowns vs. Miami (10/29).
- Caught four passes for 53 yards before leaving the game with a foot injury on the final play of the first quarter in the win at N.Y. Giants (11/15).
- Returned to action after missing seven games with a foot injury and tied his career postseason high with 10 catches for 100 yards in the Divisional Playoff victory vs. Kansas City (1/16).

2014 (14/13, 3/3)

- Earned his first career Pro Bowl invitation.
- Played in 14 regular-season games with 13 starts and led the team with 92 receptions for 972 yards and four touchdowns. Also the team's chief punt returner, Edelman returned 25 punts for 299 yards (12.0 avg.) and one touchdown. Also compiled 94 yards rushing on 10 attempts (9.4 avg.).
- Finished ranked in the NFL's top-10 in receptions (8th), receiving yards (10th) and punt return avg. (2nd) despite missing the final two games of the regular season due to injury.
- Started all three postseason contests and led the team with 26 receptions for 281 yards and one touchdown. Caught eight or more passes in all three games. Also returned nine punts for 143 yards and rushed twice for 19 yards. Edelman also attempted his first career pass - a 51-yard touchdown to Danny Amendola in the AFC Divisional Playoff vs. Baltimore (1/10).
- Was inactive at N.Y. Jets (12/21) and vs. Buffalo (12/28) due to injury.
- Eclipsed 100 yards receiving once:
 - Week 14 at San Diego (141)
- Posted 10 or more receptions twice:
 - Week 3 vs. Oakland (10)
 - Week 12 vs. Detroit (11)
- Compiled five or more receptions in 11 of 14 regular-season games.
- Started in the season opener at Miami (9/7) and led the team with six receptions for 95 yards, all in the first half. His 95 receiving yards were a personal best for a first half. Also had two rushes for 21 yards.
- Led the team with six receptions for 81 yards and one touchdown in the win at Minnesota (9/14), including a 44-yard catch for the second straight week.
- Led the team with 10 receptions for 84 yards in the win vs. Oakland (9/21), his fourth career game with 10 or more catches.
- Led the team with nine receptions for 91 yards and rushed once for 10 yards in the win at Buffalo (10/12).
- Posted nine catches for 89 yards and one touchdown in the win vs. Denver (11/2). Also earned AFC Special Teams Player of the Week honors after returning a punt 84 yards for a touchdown, setting a new franchise record for most punt return touchdowns (4).
- Led the team with a game-high 11 receptions for 89 yards in the win vs. Detroit (11/23). It was his fifth career game with 10 or more catches.
- Led all receivers with eight catches for a career-high 141 yards, including a career-long 69-yard touchdown in the fourth quarter to help seal a 23-14 win at San Diego (12/7). It was his sixth career 100-yard game and the first of 2014, while his 69-yard touchdown was the longest reception by any Patriots player that season.
- Led the team with seven receptions for 88 yards and one touchdown in the win vs. Miami (12/14).
- Started at wide receiver in the AFC Divisional Playoff win vs. Baltimore (1/10), leading the team with eight catches for 74 yards and returning three punts for 45 yards. Edelman also threw his first career NFL pass, catching a lateral from Tom Brady and then completing a 51-yard touchdown pass up the left sideline to Danny Amendola, the longest pass by a non-quarterback in NFL postseason history. It was also the Patriots' first touchdown pass by a non-quarterback since 2004 and the first by a wide receiver since 2001.
- Started at wide receiver in the AFC Championship Game win vs. Indianapolis (1/18), leading the team with nine catches for 98 yards. Also rushed once for 12 yards and returned three punts for 71 yards (23.7 avg.), with a long of 45.
- Caught the game-winning, 3-yard touchdown pass from Tom Brady with 2:06 left to play in the fourth quarter of the Patriots' 28-24 Super Bowl XLIX win vs. Seattle (2/1). Started the game at wide receiver and tallied nine catches for 109 yards and one touchdown. Also rushed once for seven yards and returned three punts for 27 yards. Hauled in two crucial third-down passes during a key fourth-quarter drive in the Super Bowl. He caught a 21-yard pass on third-and-14 and a 21-yard pass on third-and-8 on a drive that ended in a touchdown pass to bring the Patriots within three points at 24-21.

PLAYOFF PUSH

Julian Edelman is the Patriots all-time playoff leader with 115 receptions and 1,412 receiving yards. He ranks second all-time in postseason receiving yards and is one of 15 players with at least 1,000 postseason receiving yards.

MOST POSTSEASON RECEPTIONS IN NFL HISTORY

1. Jerry Rice	151
2. Julian Edelman	115
3. Reggie Wayne	93
4t. Hines Ward	88
4t. Wes Welker	88
6. Michael Irvin	87
7. Andre Reed	85
8. Rob Gronkowski	81
9. Thurman Thomas	76
10. Cliff Branch	73
11t. Fred Biletnikoff	70
11t. Anquan Boldin	70
13t. Art Monk	69

MOST POSTSEASON RECEPTIONS IN TEAM HISTORY

1. Julian Edelman	115
2. Rob Gronkowski	81
3. Wes Welker	69
4. Troy Brown	58
5. Danny Amendola	57

MOST POSTSEASON RECEIVING YARDS IN TEAM HISTORY

1. Julian Edelman	1,412
2. Rob Gronkowski	1,163
3. Deion Branch	852
4. Danny Amendola	709
5. Troy Brown	694

2013 (16/11, 2/1)

- Played in all 16 regular-season games with 11 starts and led the team with career-highs in receptions (105), receiving yards (1,056) and receiving touchdowns (6). Also returned 35 punts for 374 yards.
- Appeared in both postseason contests with one start and led the team with 16 receptions for 173 yards and a touchdown.
- Caught seven or more passes in 10 games.
- Eclipsed 100 yards receiving four times:
 - Week 4 at Atlanta (118)
 - Week 12 vs. Denver (110)
 - Week 13 at Houston (101)
 - Week 15 at Miami (139)
- Posted 10 or more receptions twice:
 - Week 2 vs. N.Y. Jets (13)
 - Week 15 at Miami (13)
- Scored two touchdowns twice:
 - Week 1 at Buffalo
 - Week 12 vs. Denver
- Caught seven passes for 79 yards and two touchdowns at Buffalo (9/8), marking his first regular-season contest with two TD catches.
- Caught a career-high 13 passes for 78 yards and rushed once for four yards vs. N.Y. Jets (9/12). Also returned six punts for 72 yards.
- Registered his second career 100-yard receiving performance at Atlanta (9/29) after finishing with seven receptions for 118 yards including a season-long 44-yard catch that helped set up a Patriots touchdown.
- Caught nine passes for 110 yards and two touchdowns vs. Denver (11/24), marking his third career 100-yard receiving game and second of the season. It was also his third career two-touchdown game and second of the season.
- Posted his second straight 100-yard receiving performance at Houston (12/1), catching nine passes for 101 yards.
- Caught six passes for 64 yards, a touchdown and a two-point conversion in the comeback win vs. Cleveland (12/8). Edelman's TD came with 1:01 remaining in the fourth quarter and drew New England to within one possession.
- Tied a career high with 13 receptions and set a career high with 139 receiving yards and a touchdown at Miami (12/15).
- Caught nine passes for 65 yards vs. Buffalo (12/29) and in the process, eclipsed the 100 reception and 1,000 yard receiving marks for the first time in his career. Joined Wes Welker and Troy Brown as the only Patriots receivers with 100 receptions in a season and became the 10th receiver in team history with 1,000 yards receiving in a single season.
- Totaled 10 receptions for 84 yards and a touchdown in the AFC Championship Game at Denver (1/19).

2012 (9/3, 0/0)

- Played in nine games with three starts and caught 21 passes for 235 yards (11.2 avg) and three touchdowns. Returned 17 punts for 263 yards (15.5 avg) and tied a team record with his third career punt return for a touchdown.
- Also rushed four times for 45 yards and returned three

kickoffs for 38 yards.

- Caught four passes for 28 yards and his second career regular-season touchdown reception at Baltimore (9/23). Also returned one punt for 11 yards.
- Was inactive due to injury at Seattle (10/14), vs. Denver (10/7) and at Buffalo (9/30).
- Scored on a 68-yard punt return in the second quarter and also had a 2-yard touchdown reception in the third quarter vs. Indianapolis (11/18) to become the first Patriots player to score on a return and have a touchdown reception in the same game since Irving Fryar vs. Indianapolis on Nov. 10, 1985. Had the longest run from scrimmage for a wide receiver in Patriots history with a 47-yard scamper in the fourth quarter. Also added a 49-yard punt return in the fourth quarter.
- Recorded his second straight game with two touchdowns - a 22-yard fumble return on a kickoff and a 56-yard touchdown reception in the win at N.Y. Jets (11/22). Also returned two punts for 32 yards (16.0 avg) and had one rush for three yards. Left the game in the third quarter with a head injury and did not return.
- Was placed on injured reserve with a foot injury on Dec. 4, after suffering the injury in the win at Miami (12/2).

2011 (13/0, 3/0)

- Appeared in 13 regular-season games and played offense, defense and special teams throughout the season.
- Appeared in all three postseason games and caught two passes for 19 yards and rushed once for -1 yards on offense. Combined for two tackles on defense. On special teams, returned four punts for 35 yards, three kickoffs for 73 yards and made one special teams tackle.
- Caught four passes for 34 yards and rushed four times for 30 yards on offense.
- Compiled 14 tackles during eight appearances at defensive back.
- On special teams, returned 28 punts for 296 yards and a touchdown, 12 kickoffs for 284 yards and made five tackles.
- Was inactive vs. N.Y. Jets (10/9) and Dallas (10/16) due to injury.
- Was a healthy scratch at Pittsburgh (10/30).
- Saw his first action on defense at N.Y. Jets (11/13).
- Earned AFC Special Teams Player of the Week (Wk. 11) after returning a punt 72 yards for a touchdown on Monday Night Football vs. Kansas City (11/21).
- Played as a reserve at wide receiver, return specialist and defensive back in the Divisional Playoff game vs. Denver (1/14). Caught one pass for 11 yards, made one defensive tackle and returned two punts for 28 yards (14.0 avg).
- Saw time in all three phases of the game in the AFC Championship vs. Baltimore (1/22). Caught an eight-yard pass, rushed once for a loss of a yard, made one tackle and returned two punts for 7 yards.
- Played in a reserve role at wide receiver and on special teams in Super Bowl XLVI vs. N.Y. Giants (2/5). Returned three kickoffs for 73 yards with a long return of 31 yards.

2010 (15/3, 1/1)

- Played in 15 games with three starts in three-wide receiver sets.
- Finished the season with 21 punt returns for 321 yards and set a franchise record for the highest punt return average in

a single-season with a 15.3-yard average. Led the AFC and finished second in the NFL behind Chicago's Devin Hester (17.1-yard return average) with the 15.3-yard average.

- Also had 14 rushing yards on two carries and 86 yards on seven receptions.
- Set a franchise record with a 94-yard punt return for a touchdown vs. Miami (1/2). Recorded a then-career-high 40-yard reception from Tom Brady in the first quarter against the Dolphins and a 13-yard rush. Finished with three catches for 72 yards, 13 rushing yards, four punt returns for 112 yards and a touchdown, and two fair catches against the Dolphins.
- Registered a then-career-long 42-yard punt return in the second quarter at Chicago (12/12). Also had a 71-yard punt return for a touchdown called back due to a penalty in the second quarter.
- Started at wide receiver in the postseason game vs. N.Y. Jets (1/16). Had one rush for 11 yards, one reception for 12 yards and returned two punts for 42 yards, including a 41-yard punt return.

2009 (11/7, 1/1)

- Played in 11 games with seven starts and finished the year with 37 receptions for 359 yards and one touchdown, 11 kickoff returns for 241 yards, six punt returns for 63 yards and two rushing attempts for five yards.
- Started in the postseason game vs. Baltimore (1/10) and led the team with six catches for 44 yards with two touchdown receptions. Also returned one punt for 28 yards. Became the first Patriots rookie to catch two touchdown passes in a postseason game when he scored on a 6-yard pass from Tom Brady in the second quarter and a 1-yard touchdown reception in the third quarter.
- Was inactive for the season-opener vs. Buffalo (9/14) and missed four games due to injury: at Tampa Bay (10/25), vs. Miami (11/8), at New Orleans (11/30) and at Miami (12/6).
- Made his NFL debut at the N.Y. Jets (9/20) when he started in place of an injured Wes Welker. Led the team with eight receptions for 98 yards.

- Hauled in his first career touchdown reception at Indianapolis (11/15) on a 9-yard pass from Tom Brady in the second quarter.
- Set then-career-highs with 10 catches for 103 yards in the regular-season finale at Houston (1/3), seeing increased action following a first-quarter injury to Wes Welker.

COLLEGE

- Played in 31 games to finish his career at Kent State with 4,997 yards passing and 2,664 yards rushing.
- Compiled a career high 3,190 yards of total offense in his senior season with the Golden Flashes and finished his career with 30 touchdown passes and 22 rushing scores.
- Was the Golden Flashes' starting quarterback as a senior in 2008, playing in 12 games and completing 153-of-275 passes for 1,820 yards and 13 touchdowns with 11 interceptions.
- Posted record-setting numbers as a redshirt freshman quarterback at the College of San Mateo in 2005 before transferring to Kent State.
- Named the Most Valuable Player in All-State Region I by the California Community College Football Coaches Association.
- Passed for 1,312 yards and 14 touchdowns and rushed for a school-record 1,253 yards and 17 scores.
- Helped lead San Mateo to an 8-3 record and second-place finish in the NorCal Conference.

PERSONAL

- Born May 22, 1986, to Angie and Francis Edelman.
- As senior at Woodside (Calif.) High School in 2004, led the Wildcats to a 13-0 record and Central Coast Section championship and was named first-team all-league and all-county.
- Totaled 2,237 passing yards and 29 touchdowns in his high school career and also rushed for 964 yards and 13 touchdowns.
- Majored in business management at Kent State.

JULIAN EDELMAN STATISTICS

POS: WR HT: 5-10 WT: 198 LBS YEAR: 11TH ACQ: D7a-09 (232ND) COLLEGE: KENT STATE BORN: 5/22/86

REGULAR SEASON OFFENSIVE STATISTICS

Year	Team	G/S	RECEIVING					RUSHING					KICK RETURNS					PUNT RETURNS					
			NO	YDS	AVG	LG	TD	NO	YDS	AVG	LG	TD	NO	YDS	AVG	LG	TD	NO	FC	YDS	AVG	LG	TD
2009	Patriots	11/7	37	359	9.7	29	1	2	5	2.5	5	0	11	241	21.9	32	0	6	1	63	10.5	35	0
2010	Patriots	15/3	7	86	12.3	40	0	2	14	7.0	13	0	0	0	0.0	0	0	21	6	321	15.3	94	1
2011	Patriots	13/0	4	34	8.5	11	0	4	8	2.0	6	0	12	284	23.7	37	0	28	7	296	10.6	72	1
2012	Patriots	9/3	21	235	11.2	56	3	4	45	11.3	47	0	3	38	12.7	32	0	17	1	263	15.5	68	1
2013	Patriots	16/11	105	1056	10.1	44	6	2	11	5.5	7	0	0	0	0.0	0	0	35	23	374	10.7	43	0
2014	Patriots	14/13	92	972	10.6	69	4	10	94	9.4	25	0	0	0	0.0	0	0	25	6	299	12.0	84	1
2015	Patriots	9/9	61	692	11.3	59	7	3	23	7.7	12	0	0	0	0.0	0	0	10	1	81	9.2	19	0
2016	Patriots	16/13	98	1106	11.3	77	3	12	57	4.8	9	0	3	44	14.7	19	0	15	7	135	9.0	23	0
2017	Patriots																						
2018	Patriots	12/12	74	850	11.5	34	6	9	107	11.9	20	0	0	0	0.0	0	0	20	11	154	7.7	25	0
Totals - 10 Years	115/71	499	5,390	10.8	77	30	48	364	7.6	47	0	29	607	20.9	37	0	177	63	1,986	11.2	94	4	

Additional Statistics: Defensive Tackles: 2011 (10); Special Teams Tackles: (7) 2011 (5), 2012 (1), 2016 (1); 22-yard Kickoff Fumble Return for TD at N.Y. Jets (11/22/12); 2 Pass Completions for 43 Yards: 1 Pass Completion for 37 yards vs. Green Bay (11/4/18), 1 Pass Completion for 6 yards at Tennessee (11/11/18).

JULIAN EDELMAN STATISTICS (CONT.)

POSTSEASON OFFENSIVE STATISTICS

Year	Team	G/S	RECEIVING					RUSHING					KICK RETURNS					PUNT RETURNS									
			NO	YDS	AVG	LG	TD	NO	YDS	AVG	LG	TD	NO	YDS	AVG	LG	TD	NO	FC	YDS	AVG	LG	TD				
2009	Patriots	1/1	6	44	7.3	24	2	0	0.0	0	0	0	0	0.0	0	0	0	0.0	0	0	1	1	28	28.0	28	0	
2010	Patriots	1/1	1	12	12.0	12	0	1	11	11.0	11	0	0	0	0.0	0	0	0	0.0	0	2	0	42	21.0	41	0	
2011	Patriots	3/0	2	19	9.5	11	0	1	-1	-1.0	-1	0	3	73	24.3	31	0	4	2	35	8.8	15	0				
2012	Patriots		Injured Reserve																								
2013	Patriots	2/1	16	173	10.8	27	1	0	0	0.0	0	0	0	0	0.0	0	0	0	0.0	0	5	0	36	7.2	15	0	
2014	Patriots	3/3	26	281	10.8	23	1	2	19	9.5	12	0	0	0	0.0	0	0	0	0.0	0	9	2	143	15.9	45	0	
2015	Patriots	2/2	17	153	9.0	19	0	1	11	11.0	11	0	0	0	0.0	0	0	0	0.0	0	1	0	16	16.0	16	0	
2016	Patriots	3/3	21	342	16.3	48	1	2	14	7.0	12	0	0	0	0.0	0	0	0	0.0	0	7	7	66	9.4	26	0	
2017	Patriots		Injured Reserve																								
2018	Patriots	3/3	26	388	14.9	35	0	2	15	7.5	8	0	0	0	0	0	0	0	0.0	0	10	3	77	7.7	16	0	
Totals - 10 Years		18/14	115	1,412	12.3	48	5	9	69	7.7	12	0	3	73	24.3	31	0	39	15	443	11.4	45	0				

Additional Statistics: Defensive Tackles: 2011 (2); Special Team Tackles: 2011 (1); 51-yard Touchdown Pass vs. Baltimore (1/10/15); 1 Pass Attempt vs. Atlanta (2/5/17).

EDELMAN'S CAREER GAME-BY-GAME

2009	OPPONENT	P/S	RECEIVING					RUSHING					KICK RETURNS					PUNT RETURNS									
			NO	YDS	AVG	LG	TD	NO	YDS	AVG	LG	TD	NO	YDS	AVG	LG	TD	NO	FC	YDS	AVG	LG	TD				
09/14	Buffalo		Inactive																								
09/20	at N.Y. Jets	S	8	98	12.3	29	0	-	-	-	-	-	2	39	19.5	22	0	1	0	2	2.0	2	0				
09/27	Atlanta	p	3	20	6.7	11	0	1	5	5.0	5	0	-	-	-	-	-	-	-	-	-	-	-	-	-		
10/04	Baltimore	p	1	12	12.0	12	0	-	-	-	-	-	-	-	-	-	-	-	-	-	-	-	-	-	-		
10/11	at Denver	p	3	15	5.0	6	0	-	-	-	-	-	4	93	23.3	32	0	2	0	22	11.0	16	0				
10/18	Tennessee	S	6	43	7.2	16	0	-	-	-	-	-	1	25	25.0	25	0	3	0	39	13.0	35	0				
10/25	at Tampa Bay		Inactive																								
11/08	Miami		Inactive																								
11/15	at Indianapolis	p	2	14	7.0	9t	1	-	-	-	-	-	-	-	-	-	-	-	-	-	-	-	-	-			
11/22	N.Y. Jets	S	3	26	8.7	11	0	1	0	0.0	0	0	3	68	22.7	28	0	-	-	-	-	-	-	-	-		
11/30	at New Orleans		Inactive																								
12/06	at Miami		Inactive																								
12/13	Carolina	S	-	-	-	-	-	-	-	-	-	-	-	-	-	-	-	-	-	-	-	-	-	-			
12/20	at Buffalo	S	-	-	-	-	-	-	-	-	-	-	-	-	-	-	-	-	-	-	-	-	-	-			
12/27	Jacksonville	S	1	28	28.0	28	0	-	-	-	-	-	1	16	16.0	16	0	-	-	-	-	-	-	-			
01/03	at Houston	S	10	103	10.3	25	0	-	-	-	-	-	-	-	-	-	-	0	1	0	0.0	0	0				
2009 Totals		11/7	37	359	9.7	29	1	2	5	2.5	5	0	11	241	21.9	32	0	6	1	63	10.5	35	0				
01/10	Baltimore	S	6	44	7.3	24	2	-	-	-	-	-	-	-	-	-	-	1	1	28	28.0	28	0				
2009 Postseason		1/1	6	44	7.3	24	2	0	0	0.0	0	0	0	0	0.0	0	0	1	1	28	28.0	28	0				

2010	OPPONENT	P/S	RECEIVING					RUSHING					KICK RETURNS					PUNT RETURNS									
			NO	YDS	AVG	LG	TD	NO	YDS	AVG	LG	TD	NO	YDS	AVG	LG	TD	NO	FC	YDS	AVG	LG	TD				
09/12	Cincinnati		Inactive																								
09/19	at N.Y. Jets	p	1	6	6.0	6	0	-	-	-	-	-	-	-	-	-	-	2	0	26	13.0	15	0				
09/26	Buffalo	S	3	8	2.7	6	0	1	1	1.0	1	0	-	-	-	-	-	-	-	-	-	-	-	-			
10/04	at Miami	p	-	-	-	-	-	-	-	-	-	-	-	-	-	-	-	-	-	-	-	-	-	-			
10/17	Baltimore	p	-	-	-	-	-	-	-	-	-	-	-	-	-	-	-	2	0	16	8.0	10	0				
10/24	at San Diego	p	-	-	-	-	-	-	-	-	-	-	-	-	-	-	-	2	0	37	18.5	34	0				
10/31	Minnesota	p	-	-	-	-	-	-	-	-	-	-	-	-	-	-	-	1	0	4	4.0	4	0				
11/07	at Cleveland	p	-	-	-	-	-	-	-	-	-	-	-	-	-	-	-	-	-	-	-	-	-				
11/14	at Pittsburgh	p	-	-	-	-	-	-	-	-	-	-	-	-	-	-	-	1	2	12	12.0	12	0				
11/21	Indianapolis	p	-	-	-	-	-	-	-	-	-	-	-	-	-	-	-	0	1	0	0.0	0	0				
11/25	at Detroit	p	-	-	-	-	-	-	-	-	-	-	-	-	-	-	-	3	0	47	15.7	28	0				
12/06	N.Y. Jets	p	-	-	-	-	-	-	-	-	-	-	-	-	-	-	-	1	0	13	13.0	13	0				
12/12	at Chicago	S	-	-	-	-	-	-	-	-	-	-	-	-	-	-	-	2	0	43	21.5	42	0				
12/19	Green Bay	p	-	-	-	-	-	-	-	-	-	-	-	-	-	-	-	3	0	11	3.7	7	0				
12/26	at Buffalo	p	-	-	-	-	-	-	-	-	-	-	-	-	-	-	-	0	1	0	0.0	0	0				
01/02	Miami	S	3	72	24.0	40	0	1	13	13.0	13	0	-	-	-	-	-	4	2	112	28.0	94t	1				
2010 Totals		15/3	7	86	12.3	40	2	14	7.0	13	0	0	0	0	0.0	0	0	21	6	321	15.3	94t	1				
01/16	N.Y. Jets	S	1	12	12.0	12	0	1	11	11.0	11	0	-	-	-	-	-	2	0	42	21.0	41	0				
2010 Postseason		1/1	7	56	8.0	24	2	1	11	11.0	11	0	0	0	0.0	0	0	2	0	42	21.0	41	0				

EDELMAN'S CAREER GAME-BY-GAME (CONT.)

11/02	Denver	S	9	89	9.9	26	1	-	-	-	-	-	-	-	-	-	-	-	-	1	0	84	84.0	84	1
11/16	at Indianapolis	S	5	50	10.0	14	0	2	31	15.5	25	0	-	-	-	-	-	-	-	0	0	0	0.0	0	0
11/23	Detroit	S	11	89	8.1	16	0	-	-	-	-	-	-	-	-	-	-	-	-	2	0	11	5.5	6	0
11/30	at Green Bay	S	7	48	6.9	17	0	-	-	-	-	-	-	-	-	-	-	-	-	-	-	-	-	-	-
12/07	at San Diego	P	8	141	17.6	69	1	1	4	4.0	4	0	-	-	-	-	-	-	-	3	0	20	6.7	16	0
12/14	Miami	S	7	88	12.6	31	1	1	6	6.0	6	0	-	-	-	-	-	-	-	2	1	17	8.5	12	0
12/21	at N.Y. Jets																								
12/28	Buffalo																								
2014 Totals			14/13	92	97.2	10.6	69	4	10	94	9.4	25	0	0	0.0	0	0	0	0	25	6	299	12.0	84	1
01/10	Baltimore	S	8	74	9.3	13	0	-	-	-	-	-	-	-	-	-	-	-	-	3	0	45	15.0	19	0
01/18	Indianapolis	S	9	98	10.9	23	0	1	12	12.0	12	0	-	-	-	-	-	-	-	3	0	71	23.7	45	0
02/01	Seattle	S	9	109	12.1	23	1	1	7	7.0	7	0	-	-	-	-	-	-	-	3	2	27	9.0	15	0
2014 Postseason			3/3	26	28.1	10.8	23	1	2	19	9.5	12	0	0	0.0	0	0	0	9	2	143	15.9	45	0	

PLAYERS

	OPPONENT	P/S	RECEIVING					RUSHING					KICK RETURNS					PUNT RETURNS							
			NO	YDS	AVG	LG	TD	NO	YDS	AVG	LG	TD	NO	YDS	AVG	LG	TD	NO	FC	YDS	AVG	LG	TD		
09/10	Pittsburgh	S	11	97	8.8	14	0	1	9	9.0	9	0	-	-	-	-	-	-	-	-	-	-	-	-	-
09/20	at Buffalo	S	11	97	8.8	14	2	1	12	12.0	12	0	-	-	-	-	-	-	1	0	2	2.0	2	0	0
09/27	Jacksonville	S	8	85	10.6	19	0	-	-	-	-	-	-	-	-	-	-	-	-	1	0	8	8.0	8	0
10/11	at Dallas	S	4	120	30.0	59	1	-	-	-	-	-	-	-	-	-	-	-	-	-	-	-	-	-	-
10/18	at Indianapolis	S	6	50	8.3	13	1	1	2	2.0	2	0	-	-	-	-	-	-	2	1	8	4.0	6	0	
10/25	N.Y. Jets	S	5	54	10.8	27	0	-	-	-	-	-	-	-	-	-	-	-	2	0	27	13.5	17	0	
10/29	Miami	S	7	81	11.6	20	2	-	-	-	-	-	-	-	-	-	-	-	3	0	38	12.7	19	0	
11/08	Washington	S	5	55	11.0	24	1	-	-	-	-	-	-	-	-	-	-	-	1	0	-2	-2.0	-2	0	
11/15	at N.Y. Giants	S	4	53	13.3	30	0	-	-	-	-	-	-	-	-	-	-	-	-	-	-	-	-	-	-
11/23	Buffalo																								
11/29	at Denver																								
12/06	Philadelphia																								
12/13	at Houston																								
12/20	Tennessee																								
12/27	at N.Y. Jets																								
01/03	at Miami																								
2015 Totals			9/9	61	69.2	11.3	59	7	3	23	7.7	12	0	0	0.0	0	0	0	10	1	81	8.1	19	0	
01/16	Kansas City	S	10	100	10.0	14	0	1	11	11.0	11	0	-	-	-	-	-	-	-	-	-	-	-	-	-
02/01	at Denver	S	7	53	7.6	19	0	-	-	-	-	-	-	-	-	-	-	-	1	0	16	16.0	16	0	
2015 Postseason			2/2	17	15.3	9.0	19	0	1	11	11.0	11	0	0	0.0	0	0	0	1	0	16	16.0	16	0	

	OPPONENT	P/S	RECEIVING					RUSHING					KICK RETURNS					PUNT RETURNS							
			NO	YDS	AVG	LG	TD	NO	YDS	AVG	LG	TD	NO	YDS	AVG	LG	TD	NO	FC	YDS	AVG	LG	TD		
09/11	at Arizona	S	7	66	9.4	19	0	3	16	5.3	9	0	-	-	-	-	-	-	-	-	-	-	-	-	-
09/18	Miami	S	7	76	10.9	19	0	-	-	-	-	-	-	-	-	-	-	-	-	-	-	-	-	-	-
09/22	Houston	S	4	38	9.5	23	0	3	14	4.7	8	0	-	-	-	-	-	-	-	-	-	-	-	-	-
10/02	Buffalo	S	1	16	16.0	16	0	1	1	1.0	1	0	-	-	-	-	-	-	-	-	-	-	-	-	-
10/09	at Cleveland	S	5	35	7.0	12	0	-	-	-	-	-	1	9	9.0	9	0	2	2	12	6.0	12	0	0	
10/16	Cincinnati	S	4	30	7.5	13	0	1	8	8.0	8	0	1	16	16.0	16	0	3	0	49	16.3	23	0	0	
10/23	at Pittsburgh	S	9	60	6.7	11	0	-	-	-	-	-	-	-	-	-	-	-	2	0	22	11.0	12	0	
10/30	at Buffalo	S	4	37	9.3	12	1	1	0	0.0	0	0	-	-	-	-	-	-	2	0	19	9.5	10	0	
11/13	Seattle	S	7	99	14.1	33	0	-	-	-	-	-	-	-	-	-	-	-	-	-	-	-	-	-	-
11/20	at San Francisco	S	8	77	9.6	21	1	2	12	6.0	7	0	-	-	-	-	-	-	-	-	-	-	-	-	-
11/27	at N.Y. Jets	S	8	83	10.4	24	0	-	-	-	-	-	-	-	-	-	-	-	-	-	-	-	-	-	-
12/04	Los Angeles	S	8	101	12.6	32	0	-	-	-	-	-	-	-	-	-	-	-	-	-	-	-	-	-	-
12/12	Baltimore	P	7	73	10.4	28	0	-	-	-	-	-	1	19	19.0	19	0	-	-	-	-	-	-	-	-
12/18	at Denver	P	6	75	12.5	17	0	-	-	-	-	-	-	-	-	-	-	-	3	3	21	7.0	16	0	
12/24	N.Y. Jets	P	5	89	17.8	35	0	-	-	-	-	-	-	-	-	-	-	-	2	0	12	6.0	8	0	
01/01	at Miami	S	8	151	18.9	77	1	1	6	6.0	6	0	-	-	-	-	-	-	1	2	0	0.0	0	0	0
2016 Totals			16/13	98	110.6	11.3	77	3	12	57	4.8	9	0	3	44	14.7	19	0	15	7	135	9.0	23	0	
01/14	Houston	S	8	137	17.1	48	0	1	12	12.0	12	0	-	-	-	-	-	-	4	3	25	6.5	14	0	0
01/22	Pittsburgh	S	8	118	14.8	41	1	-	-	-	-	-	-	-	-	-	-	-	0	2	0	0.0	0	0	0
02/05	Atlanta	S	5	87	17.4	27	0	1	2	2.0	2	0	-	-	-	-	-	-	3	2	40	13.3	26	0	0
2016 Postseason			3/3	21	34.2	16.3	48	1	2	14	7.0	12	0	0	0.0	0	0	0	7	7	66	9.5	26	0	

2017 Season: Injured Reserve

	OPPONENT	P/S	RECEIVING					RUSHING					KICK RETURNS					PUNT RETURNS							
			NO	YDS	AVG	LG	TD	NO	YDS	AVG	LG	TD	NO	YDS	AVG	LG	TD	NO	FC	YDS	AVG	LG	TD		
09/09	Houston																								
09/16	at Jacksonville																								
09/23	at Detroit																								
09/30	Miami																								
10/04	Indianapolis	S	7	57	8.1	13	0	-	-	-	-	-	-	-	-	-	-	-	2	0	20	10.0	15	0	
10/14	Kansas City	S	4	54	13.5	21	1	1	7	7.0	7	0	-	-	-	-	-	-	-	-	-	-	-	-	-
10/21	at Chicago	S	5	36	7.2	11	1	-	-	-	-	-	-	-	-	-	-	-	2	1	3	1.5	3	0	
10/29	at Buffalo	S	9	104	11.6	26	0	2	13	6.5	7	0	-	-	-	-	-	-	0	1	0	0.0	0	0	0

EDELMAN'S CAREER GAME-BY-GAME (CONT.)

11/04	Green Bay	S	6	71	11.8	33	0	2	28	14.0	17	0	-	-	-	-	-	1	4	0	0.0	0	0
11/11	at Tennessee	S	9	104	11.6	30	0	-	-	-	-	-	-	-	-	-	-	2	1	30	15.0	18	0
11/25	at N.Y. Jets	S	4	84	21.0	36	1	-	-	-	-	-	-	-	-	-	-	2	0	0	0.0	0	0
12/02	Minnesota	S	3	25	8.3	13	0	2	35	17.5	20	0	-	-	-	-	-	3	1	29	9.7	23	0
12/09	at Miami	S	9	86	9.6	20	1	-	-	-	-	-	-	-	-	-	-	2	0	7	3.5	5	0
12/16	at Pittsburgh	S	7	90	12.9	34	0	-	-	-	-	-	-	-	-	-	-	0	2	0	0.0	0	0
12/23	Buffalo	S	6	70	11.7	32t	1	-	-	-	-	-	-	-	-	-	-	2	0	37	18.5	25	0
12/30	N.Y. Jets	S	5	69	13.8	18	1	2	24	12.0	18	0	-	-	-	-	-	4	1	28	7.0	12	0
2018 Totals	12/12	74	850	11.5	42	7	9	107	11.9	20	0	0	0	0.0	0	0	0	20	11	154	7.7	25	0
01/13	L.A. Chargers	S	9	151	16.8	35	0	1	7	7.0	7	0	-	-	-	-	-	5	1	37	7.4	16	0
01/20	at Kansas City	S	7	96	13.7	20	0	-	-	-	-	-	-	-	-	-	-	3	1	38	12.7	14	0
02/03	L.A. Rams	S	10	141	14.1	27	0	1	8	8.0	8	0	-	-	-	-	-	2	1	2	1.0	7	0
2018 Postseason	3/3	26	388	14.9	35	0	2	15	7.5	8	0	0	0	0.0	0	0	0	10	3	77	7.7	16	0



DANNY ETLING

 **5** | QUARTERBACK

HT: 6-3 | **WT:** 220 | **Born:** 7/22/1994 | **Exp. (NFL/Patriots):** 1/1
GP/GS (Playoffs): 0/0 (0/0) | **Acq:** D7a-19 (219th)
College: Louisiana State | **Hometown:** Terre Haute, Ind.

 **SUPER BOWLS:** 18

CAREER TRANSACTIONS

Danny Etling was signed by the New England Patriots to the practice squad on Sept. 2, 2018 ... Originally drafted by New England in the seventh round (219th overall) of the 2018 NFL Draft ... Released by New England (9/1/18).

SEASONAL REVIEWS

2018 (0/0, 0/0)

- Went to training camp with New England and was released prior to the start of the regular season.
- Spent the 2018 season on the Patriots practice squad.

COLLEGE

- Named 2017 SEC Scholar Athlete of the Year for football.
- Served as a two-year starter for the Tigers after transferring from Purdue following the 2014 season. Played in 13 games

over two seasons and completed 238-of-429 pass attempts for 2,490 yards with 16 touchdowns and 12 interceptions.

- Started the final 23 games of his LSU career and posted a 16-7 mark. Passed for 4,586 yards and 27 touchdowns with a 59.7 completion percentage and seven interceptions.
- His 1:77.1 interception ratio ranks second in SEC history for quarterbacks with at least 500 career attempts, trailing only AJ McCarron of Alabama.

PERSONAL

- As a senior threw for 1,505 yards and 11 touchdowns for South Vigo (Ind.) High School.
- Full name is Daniel Patrick Etling.
- Graduated from LSU in May of 2017 with a degree in mass communication/business.



JAMES FERENTZ



66 | OFFENSIVE LINE

HT: 6-2 | **WT:** 300 | **Born:** 6-5-1989 | **Exp. (NFL/Patriots):** 4/3
GP/GS (Playoffs): 23/0 (1/0) | **Acq:** FA-17
College: Iowa | **Hometown:** Iowa City, Iowa

SUPER BOWLS: 15, 18

PRONOUNCED FAIR-ins

CAREER TRANSACTIONS

James Ferentz was signed by the New England Patriots to the 53-man roster from the practice squad on Nov. 3, 2018 ... Originally signed by Houston as a rookie free agent (5/16/14) ... Released by Houston (8/30/14) ... Signed by Houston to the practice squad (9/1/14) ... Released by Houston (9/5/15) ... Claimed off waivers and awarded to Denver from Houston (9/6/15) ... Signed by Denver as a free agent (4/10/17) ... Released by Denver (5/10/17) ... Signed by New England as a free agent (5/18/17) ... Released by New England (9/2/17) ... Signed by New England to the practice squad (9/3/17) ... Signed by New England to a futures contract (2/6/18) ... Released by New England (9/1/18) ... Signed by New England to the practice squad (9/2/18).

SEASONAL REVIEWS

2018 (2/0, 0/0)

- Went to training camp with the Patriots and was released prior to the start of the regular season.
- Started the season on the Patriots practice squad before being added to the 53-man roster on Nov. 3. Appeared in two regular season games as a reserve and was inactive for the final six games of the regular season and all three postseason contests.
- Made his Patriots debut with contributions on special teams in the win vs. Green Bay (11/4).

2017 (0/0, 0/0)

- Went to training camp with the Patriots and was released prior to the start of the regular season. Spent the season on the New England practice squad.

2016 (7/0 – DENVER)

- Appeared in seven games on offense and special teams as a reserve.
- Was active but did not play in nine games.

2015 (14/0, 1/0 – DENVER)

- Played in 14 regular-season games, seeing action on offense and special teams.
- Appeared in one postseason contest and was active but did not play in two others, including Super Bowl 50.
- Was active, but did not play at Detroit (9/27) and vs. New England (11/29).
- Made his postseason debut in the AFC Championship game vs. New England (1/24).
- Made his NFL debut vs. Baltimore (9/13).

2014 (0/0 – HOUSTON)

- Joined the Texans as a rookie free agent and spent his rookie season on the Houston practice squad.

COLLEGE

- Started 38-of-39 games played at the University of Iowa, including 38 consecutive games during his last three seasons (2010-12).
- Named to the Rimington Trophy (nation's top center) pre-season watch list prior to his junior and senior seasons.
- Chosen as a second team All-Big Ten Conference selection by league coaches following his senior campaign.
- Started all 13 games and was named honorable-mention All-Big Ten as a junior.

PERSONAL

- Named first-team all-state as a junior and senior at Iowa City (Iowa) High School, where he helped his team advance to the state playoffs three consecutive years.
- Lettered four times in wrestling.
- Father, Kirk, is the University of Iowa's head football coach and his brother, Brian, is the current offensive coordinator for the Hawkeyes and former member of the Patriots coaching staff.



STEPHON GILMORE

 **24** | CORNERBACK

HT: 6-1 | **WT:** 202 | **Born:** 9-19-1990 | **Exp. (NFL/Patriots):** 8/3
GP/GS (Playoffs): 97/95 (6/6) | **Acq:** UFA (BUF)-17
College: South Carolina | **Hometown:** Rock Hill, S.C.

 **PRO BOWLS:** 16, 18

 **SUPER BOWLS:** 18

PRONOUNCED *steph-AHN*

CAREER TRANSACTIONS

Stephon Gilmore was signed by the New England Patriots as an unrestricted free agent from Buffalo on March 10, 2017 ... Originally drafted by Buffalo in the first round (10th overall) of the 2012 NFL Draft.

SEASONAL REVIEWS

2018 (16/16, 3/3)

- Selected to his second career Pro Bowl.
- Earned Associated Press All-Pro: First Team honors.
- Started all 16 regular season games at cornerback and posted 45 tackles, his first career sack, two forced fumbles, one fumble recovery, two interceptions and a career-high 20 passes defended, which were second in the NFL behind Chicago's Kyle Fuller.
- Started all three postseason contests and totaled seven tackles, one forced fumble, two interceptions and five passes defended.
- Started at cornerback in the season-opening victory vs. Houston (9/9) and finished with a team-high eight tackles total while adding two passes defended and an interception in the end zone of QB Deshaun Watson.
- Started at cornerback and finished with three tackles while shadowing WR Davante Adams for most of the night, limiting him to six catches for just 40 yards in the victory vs. Green Bay (11/4). Also added a pass defended and a key fumble recovery early in the fourth quarter of a tie game that led to a Patriots go-ahead touchdown on the ensuing offensive possession.
- Made the start at cornerback and finished with four tackles while also making his first-career sack when he dropped QB Marcus Mariota for a 7-yard loss in the game at Tennessee (11/11).
- Started at cornerback and finished with one tackle and two passes defended, while also adding his second interception of the season when he picked off QB Josh McCown late in the second quarter of the win at the New York Jets (11/25).
- Started and was a key contributor on defense, making one tackle while adding two passes defended and an interception of QB Philip Rivers in the AFC Divisional Playoff win vs. L.A. Chargers (1/13).
- Started and made one tackle in the AFC Championship victory at Kansas City (1/20).
- Started at cornerback and finished with five tackles, three passes defended, a forced fumble and an interception with under five minutes to play in the game with the Rams deep in New England territory during the Super Bowl LIII victory vs. L.A. Rams (2/3). Gilmore's interception helped preserve

HONORS & AWARDS

2018: AFC Pro Bowl, Associated Press All-Pro First Team, PFWA All-NFL Team

2016: Pro Bowl

a one-score lead for the Patriots and returned possession to the offense, where they ultimately added a field goal to help put the game away. Gilmore played as part of a defense that held its opponent to a Super-Bowl record-tying low three points.

2017 (13/13, 3/3)

- Started all 13 regular-season games he appeared in and totaled 50 tackles, two interceptions and nine passes defended.
- Started all three playoff games and posted 10 tackles and led the defense with six passes defended, including the final fourth-down attempt by Jacksonville in the AFC Championship to secure a Super Bowl berth.
- Was inactive due to injury at N.Y. Jets (10/15), vs. Atlanta (10/22) and vs. L.A. Chargers (10/29).
- Started at cornerback in his Patriots debut and totaled four tackles and a pass defended in the season opener vs. Kansas City (9/7).
- Started at cornerback and totaled four tackles, a pass defended and made his first interception as a member of the Patriots that he returned 39 yards to the Texans 12-yard line to set up a Patriots touchdown in the win vs. Houston (9/24).
- Made his return to the starting lineup after missing three games due to injury and finished with three tackles and a pass defended in the victory at Denver (11/12).
- Started at cornerback and finished with one tackle and a pass defended to go along with his second interception of the season in the victory vs. Miami (11/26).
- Started at cornerback and led the team with eight tackles to go along with a pass defended in the victory at Pittsburgh (12/17).
- Started at corner and finished with five tackles and added two passes defended, including a pass breakup on Jacksonville's final fourth-down attempt of the game in New England territory in the 24-20 AFC Championship victory vs. the Jaguars (1/21).

2016 (15/15 – BUFFALO)

- Earned his first career Pro Bowl invitation.
- Started all 15 games he played in and recorded 48 tackles, a career-high five interceptions and 12 passes defended.
- Was inactive for the regular-season finale at N.Y. Jets (1/1).
- Made a season-high tying six tackles N.Y. Jets (9/15).

- Talled two interceptions - his first career multi-pick game - and added three tackles and four passes defended vs. Arizona (9/25).
- Recorded two interceptions at Cincinnati (11/20), becoming the first Bill since Jairus Byrd in 2009 with two multiple pick games in one season. Added a season-high tying six tackles and three passes defended.
- Recorded one tackle, one pass defended and his fifth interception of the season vs. Pittsburgh (12/11), marking the most interceptions by a Bill in a single season since Jairus Byrd in 2012.
- Posted four tackles and one pass defended vs. Miami (12/24), before leaving the game in overtime due to injury.

2015 (12/12 – BUFFALO)

- Started all 12 regular-season games he played in and produced 36 tackles, three interceptions and 18 passes defended.
- Missed the final four games of the season due to injury. Was inactive at Philadelphia (12/13) and placed on injured reserve on Dec. 16 due to a shoulder injury.
- Recorded a season-high six tackles and tied a career high with four passes defended in the season-opener vs. Indianapolis (9/13).
- Notched his first interception of the season and added two passes defended and two tackles vs. N.Y. Giants (10/4).
- Made one tackle and sealed the game with an interception in the final minute at Tennessee (10/11). Also produced a game-high and tied a career-high with four passes defended.
- Recorded his third interception of the season and made one tackle at New England (11/23).
- Made his 50th NFL start and posted five tackles with one pass defended at Kansas City (11/29).
- Produced two tackles before leaving the game with a shoulder injury vs. Houston (12/6).

2014 (14/14 – BUFFALO)

- Started all 14 regular-season games he appeared in, recording 46 tackles, three interceptions, six passes defended and one forced fumble
- Was inactive for the season opener at Chicago (9/7) and the season finale at New England (12/28).
- Recorded a season-high six solo tackles vs. San Diego (9/21).
- Recorded four tackles and his first interception of the season at Detroit (10/5). Also notched a pass defended.
- Registered five tackles, one pass defended and an interception at N.Y. Jets (10/26).
- Recorded three tackles, one pass defended and a forced fumble vs. Kansas City (11/9).
- Posted three tackles, one pass defended and an interception at Denver (12/7).
- Made one tackle before leaving the game due to injury at Oakland (12/21).

2013 (11/9 – BUFFALO)

- Played in 11 games and started nine after missing the first five with a wrist injury. Finished the season with 35 tackles, two interceptions and 10 passes defended.
- Made his 2013 season debut and posted three tackles vs. Cincinnati (10/13).

LOCK-DOWN DEFENDER

Gilmore finished second in the NFL with 20 passes defended in 2018, establishing a single-season career-high. His previous best was 18 passes defended in 2015 with Buffalo. He also became the sixth defensive back in team history to post 20 passes defended in a single season.

2018 NFL PASSES DEFENSED LEADERS

Player	Team	Passes Defended
Kyle Fuller	Chicago	21
Stephon Gilmore	New England	20
Kareem Jackson	Houston	17
Darius Slay	Detroit	16

MOST PASSES DEFENSED IN A SINGLE SEASON IN PATRIOTS HISTORY

Player	Passes Defended
Ty Law (1998)	27
Asante Samuel(2006)	24
Maurice Hurst (1994)	23
Ty Law (2003)	23
Tyrone Poole (2003)	21
Stephon Gilmore (2018)	20

- Made his first start of the season and recorded one tackle at New Orleans (10/27).
- Totaled a season-high seven tackles and added one pass defended vs. Kansas City (11/3).
- Totaled two tackles and one pass defended vs. N.Y. Jets (11/17). Helped pass defense yield a season-low 12 completions.
- Notched two tackles, his first interception of the season and two passes defended at Tampa Bay (12/8).
- Posted an interception in his second consecutive game at Jacksonville (12/15) and added two tackles and one pass defended.
- Posted three tackles and three passes defended vs. Miami (12/22). Defense yielded a season-low 89 passing yards.

2012 (16/16 – BUFFALO)

- Started all 16 games of his rookie season. Made 61 tackles, one interception and led the team with 16 passes defended.
- Became the first Bills rookie cornerback to start the season opener since Nate Odomes in 1987. Led Bills cornerbacks with five tackles and posted one forced fumble vs. N.Y. Jets (9/9).
- Tied for a team-high seven tackles and a team-high three passes defended vs. Kansas City (9/16).
- Had a game-high four passes defended and seven tackles vs. New England (9/30).
- Tied for the team-lead with six tackles at New England (11/11).
- Produced three tackles and a forced fumble vs. Miami (11/15). Turnover was converted into a field goal.
- Tied for the team-lead with six tackles at Indianapolis (11/25). Added two passes defended and a forced fumble.
- Made his first career interception vs. St. Louis (12/9). Added two tackles and two passes defended.

COLLEGE

- Started all 40 games he played in at South Carolina and posted 181 tackles with seven sacks, 15 stops for losses and five quarterback pressures. Also caused four fumbles and recovered four others. Had eight interceptions (one returned for TD) and 17 passes defended.
- Gained 206 yards on 28 punt returns, 47 yards on two kickoff returns, 37 yards on seven carries, 68 yards on two-of-three pass completions and a blocked kick.
- Was a 2011 All-American first-team selection by The NFL Draft Report as a junior. Added All-SEC first-team honors and was named to the Paul Hornung Award Watch List, an honor given annually to the most versatile player in major college football by the Louisville Sports Commission and football legend Paul Hornung. Also received SEC Commissioner's Academic Honor Roll recognition. Started all 13 games at right cornerback, recording 46 tackles, one sack, four interceptions and three quarterback pressures.
- Earned All-American second-team honors from the NFL Draft Report and third-team accolades from the Associated Press, as the league's coaches selected him All-SEC first-team as a sophomore in 2010. Started all 14 games at right cornerback and led the team with 79 tackles, three sacks, six stops behind the line of scrimmage, two QB pressures,

a forced fumble and a fumble recovery. Also posted three interceptions, returning one for a touchdown.

- Earned Freshman All-America honors by Phil Steele, CollegeFootballNews.com and Scout.com. Also named Freshman All-SEC by the league's coaches. Started all 13 games at right cornerback and ranked fifth on the team with 56 tackles. Also registered three sacks and six stops for losses. Posted one interception, eight passes defended and caused and recovered a pair of fumbles.

PERSONAL

- Earned SEC academic honors as a sophomore and junior.
- Graduated from South Pointe High School in Rock Hill, S.C., in December 2008. Earned first-team All-State honors as a senior
- Named "Mr. Football" for the state of South Carolina while helping his team to a perfect 15-0 record and the South Carolina AAAA Division II title as a senior. Rushed for 1,331 yards and 23 touchdowns and passed for 1,771 yards with 14 scores.
- Married to Gabrielle and they have a son, Sebastian, and a daughter, Gisele.
- Majored in sport and entertainment management at South Carolina.

STEPHON GILMORE STATISTICS

POS: CB HT: 6-1 WT: 202 LBS YEAR: 8TH ACQ: UFA (BUF)-17 COLLEGE: SOUTH CAROLINA BORN: 9/19/90

REGULAR SEASON DEFENSIVE STATISTICS

Year	Team	G/S	TACKLES					INTERCEPTIONS					MISCELLANEOUS					
			TT	UT	A	S	YDS	NO	YDS	AVG	LG	TD	PD	FF	FR	YDS	TD	SPT
2012	Bills	16/16	61	52	9	0.0	0.0	1	23	23.0	23	0	16	3	0	0	0	0
2013	Bills	11/9	35	30	5	0.0	0.0	2	0	0.0	0	0	10	0	1	0	0	0
2014	Bills	14/14	46	38	8	0.0	0.0	3	61	20.3	27	0	6	1	0	0	0	0
2015	Bills	12/12	36	36	0	0.0	0.0	3	33	11.0	29	0	18	0	0	0	0	0
2016	Bills	15/15	48	42	6	0.0	0.0	5	135	27.0	49	0	12	0	0	0	0	0
2017	Patriots	13/13	50	47	3	0.0	0.0	2	59	29.5	39	0	9	0	0	0	0	0
2018	Patriots	16/16	45	40	5	1.0	7.0	2	0	0.0	0	0	20	2	1	0	0	0
Totals – 7 Years		97/95	321	285	36	1.0	7.0	18	311	17.2	49	0	91	6	2	0	0	0

POSTSEASON DEFENSIVE STATISTICS

Year	Team	G/S	TACKLES					INTERCEPTIONS					MISCELLANEOUS					
			TT	UT	A	S	YDS	NO	YDS	AVG	LG	TD	PD	FF	FR	YDS	TD	SPT
2017	Patriots	3/3	10	9	1	0.0	0.0	0	0	0.0	0	0	6	0	0	0	0	0
2018	Patriots	3/3	7	7	0	0.0	0.0	2	0	0.0	0	0	5	1	0	0	0	0
Totals – 2 Years		6/6	17	16	1	0.0	0.0	2	0	0.0	0	0	11	1	0	0	0	0



STEPHEN GOSTKOWSKI



HT: 6-1 | **WT:** 215 | **Born:** 1-28-1984 | **Exp. (NFL/Patriots):** 14/14
GP/GS (Playoffs): 200/0 (28/0) | **Acq:** D4b-06 (118th)
College: Memphis | **Hometown:** Madison, Miss.

PRO BOWLS: 08, 13, 14, 15

SUPER BOWLS: 14, 16, 18

PRONOUNCED *gost-COW-ski* CAREER TRANSACTIONS

Stephen Gostkowski was re-signed by the New England Patriots as an unrestricted free agent on April 10, 2019 ... Originally drafted by the New England Patriots in the fourth round (118th overall) of the 2006 NFL Draft.

CAREER HIGHLIGHTS

- Currently the Patriots all-time leader with 1,743 career points and 367 field goals. Enters 2019 in 12th place on the NFL's all-time scoring list and 15th in field goals.
- Gostkowski has hit 367-of-420 career field goal attempts, and his 87.4 percent accuracy rate is the highest in Patriots history and is third-best in NFL history.
- Elected to the Pro Bowl four times (2008, 13-15), named Associated Press All-Pro First Team in 2008 and 2015 and AP All-Pro Second Team in 2014.
- With 151 points in 2015, Gostkowski became one of three players to lead the league in scoring for at least five seasons, and with 156 points in 2017, became the first player in NFL history with five separate 150-point seasons.
 - 153 in 2012
 - 158 in 2013
 - 156 in 2014
 - 151 in 2015
 - 156 in 2017
- Has eclipsed 30 made field goals five times in his career, tied with David Akers and John Carney for second behind Justin Tucker's six for most 30 field-goal seasons in NFL history.
- Finished the 2013 season with a career-high and NFL-leading 158 points, surpassing Gino Cappelletti's team record of 155 set in 1964. The 158 points tied for fifth-most in NFL history among kickers.
- Gostkowski broke his own Patriots single-season record and led the NFL with 38 successful field goals in 2013, tied

5-TIME LEAGUE LEADER

Gostkowski led the NFL in scoring for the fourth straight season in 2015 and fifth time in his career. He is one of three players to lead the league in scoring for five seasons along with Don Hutson and Gino Cappelletti.

NFL RECORD FOR MOST SEASONS LEADING THE LEAGUE IN SCORING

- 5 Stephen Gostkowski, Patriots (2008, 2012-15)
- 5 Don Hutson, Packers (1940-44)
- 5 Gino Cappelletti, Patriots (1961, 1963-66)
- 3 Earl Clark, Portsmouth Spartans (1932), Lions (1935-36)
- 3 Pat Herrer, Chicago Cardinals (1947-49)
- 3 Paul Hornung, Packers (1959-61)

EXTRA POINTS

- Coming out of high school, Gostkowski received an athletic scholarship to pitch for the University of Memphis baseball team. He also made the football team as a walk-on and finished his college career as the team's all-time leading scorer with 369 points.

for sixth-most in NFL history.

- Became the first player in NFL history to reach the 1,000-point plateau in under 120 games (119).
- Gostkowski was perfect in the 2006 playoffs, connecting on all eight of his field goals, including a game-winning, 31-yard boot with 1:10 remaining to seal the Patriots Divisional Playoff victory at San Diego (1/14/07).
- Gostkowski's 62-yard field goal at Oakland (11/19/17) in Mexico City was the longest field goal in his career and also the longest in franchise history.
- Gostkowski kicked the longest field goal in Patriots playoff history when he nailed a 50-yard attempt at San Diego (1/14/07).
- Gostkowski has made 25-of-35 from 50 yards or more and has the most 50-yard field goals in New England history. His 71.4% conversion rate is the fifth-highest in NFL history (min. 15 attempts) from that range.
- Owns a team record 142-game scoring streak.
- Gostkowski is 106-of-111 (95.4 pct.) on fourth-quarter field goal attempts.
- Converted 478 consecutive extra points in the regular season from 2006-16, an NFL record.
- Is tied for second all-time with 39 postseason field goals and second on the overall points list with 205.
- Set a team record between 2014-15 connecting on 31 consecutive field goals.

SEASONAL REVIEWS 2018 (16/0, 3/0)

- Played in all 16 regular-season games and converted 27-of-32 field goal attempts and 49-of-50 extra points, good for fifth in the NFL with 130 points.
- Appeared in all three playoff contests and successfully converted five-of-six field goals and all 10 extra point attempts.
- Earned AFC Special Teams Player of the Month for October after converting 11-of-12 field goal attempts, 15-of-15 extra points and booting 17 touchbacks over a four-game span during the month.
- Converted all five of his field goal attempts to tie a career-high, including a game-winning 28-yard attempt as time expired to give the Patriots the win vs. Kansas City (10/14). Also converted a 50-yard field goal with three minutes remaining to push the Patriots lead to seven before

EVEN STEPHEN

Since joining the Patriots as a fourth-round draft choice in 2006, Stephen Gostkowski has connected on 87.4 percent of his regular-season field goal attempts (367-of-420), achieving the best field goal percentage in Patriots history.

PATRIOTS ALL-TIME LEADERS / FIELD GOAL PCT.
(Minimum 50 Attempts)

Player	Years	FGM	FGA	Pct.
Stephen Gostkowski	2006-18	367	420	.874
Adam Vinatieri	1996-05	263	321	.819

PATRIOTS SINGLE-SEASON LEADERS / FGs MADE

Player	Year	FGM	FGA	Pct.
Stephen Gostkowski	2013	38	41	.927
Stephen Gostkowski	2017	37	40	.925
Stephen Gostkowski	2008	36	40	.900
Stephen Gostkowski	2014	35	37	.946
Stephen Gostkowski	2015	33	36	.917
Tony Franklin	1986	32	41	.780
Adam Vinatieri	1998	31	39	.795
Adam Vinatieri	2004	31	33	.939

PATRIOTS SINGLE-SEASON LEADERS / FIELD GOAL PCT.

(Minimum 30 Attempts)

Player	Year	FGM	FGA	Pct.
Stephen Gostkowski	2014	35	37	.946
Adam Vinatieri	2004	31	33	.939
Stephen Gostkowski	2013	38	41	.927
Stephen Gostkowski	2017	37	40	.925
Stephen Gostkowski	2015	33	36	.917
Stephen Gostkowski	2008	36	40	.900
Adam Vinatieri	2002	27	30	.900

PATRIOTS SINGLE-SEASON LEADERS / POINTS SCORED

Player	Year	TD	2-PT	FG	PAT	Pts.
Stephen Gostkowski	2013	0	0	38	44	158
Stephen Gostkowski	2017	0	0	37	45	156
Stephen Gostkowski	2014	0	0	35	51	156
Gino Cappelletti	1964	7	1	25	36	155
Stephen Gostkowski	2012	0	0	29	66	153
Stephen Gostkowski	2015	0	0	33	52	151
Stephen Gostkowski	2008	0	0	36	40	148
Gino Cappelletti	1961	8	0	17	48	147

Kansas City tied the game on the next possession, leading to the game-winning kick by Gostkowski on the ensuing possession. Also made all four of his extra point attempts. His 19 points tied a single-game career high.

- Converted field goal attempts of 34 and 32 yards and all three extra point attempts in the victory at the New York Jets (11/25).
- Converted his lone field goal attempt of 47 yards and made all four extra point attempts in the AFC Championship victory at Kansas City (1/20).
- Converted field goals of 42 and 41 yards, with the latter

HONORS & AWARDS

2018: AFC Special Teams Player of the Month (October)

2017: AFC Special Teams Player of the Week (Week 11)

2016: AFC Special Teams Player of the Week (Week 1), AFC Special Teams Player of the Week (Wk 13)

2016: Pro Bowl, Associated Press All-Pro First Team, *Sporting News* All-Pro Team, Pro Football Writers Association All-NFL Team, AFC Special Teams Player of the Week (Week 10), AFC Special Teams Player of the Week (Week 7, 9) AFC Special Teams Player of the Month (September)

2014: Pro Bowl, Associated Press All-Pro Second Team

2013: Pro Bowl, AFC Special Teams Player of the Month (October)

2009: AFC Special Teams Player of the Week (Week 9)

2008: Pro Bowl, Associated Press All-Pro First Team, *Pro Football Weekly*/PFWA All-NFL Team, ESPN.com All-Pro Team, SI.com All-Pro Team, *Sporting News* All-Pro Team, *Dallas Morning News* All-Pro Team, *Pro Football Weekly*/PFWA All-AFC Team, AFC Special Teams Player of the Month (October)

SINGLE-GAME CAREER HIGHS

REGULAR SEASON:

Extra Points Made: 8 vs. Indianapolis (11/18/12)
vs. Tennessee (10/18/09)
at Buffalo (11/18/07)

Extra Points Att: 8 vs. Indianapolis (11/18/12)
vs. Tennessee (10/18/09)
at Buffalo (11/18/07)

Field Goals Made: 5 vs. Kansas City (10/14/18)
vs. Cincinnati (10/5/14)

Field Goals Att.: 6 vs. L.A. Chargers (10/29/17)

Long: 62 at Oakland (11/19/17)

Points: 19 vs. Kansas City (10/14/18)
vs. Cincinnati (10/5/14)

effectively icing the game with under two minutes left to play by extending the New England lead to two scores in the Super Bowl LIII victory vs. the Los Angeles Rams (2/3). Also converted his lone extra point attempt.

2017 (16/0, 3/0)

- Played in all 16 regular-season games and converted 37-of-40 field goal attempts and 45-of-47 extra points, finishing second in the NFL in scoring with 156 points.
- Appeared in all three postseason contests and converted three-of-five field goals and 11-of-12 extra points.
- Named AFC Special Teams Player of the Week following his performance in the Week 11 win at Oakland (11/19) in Mexico City, in which Gostkowski set a new franchise record by converting a 62-yard field goal.
- Converted all four field goal attempts vs. Carolina (10/1), including a then-franchise record 58-yard field goal at the end of the first half that was the longest field goal ever made at Gillette Stadium. Also made both extra point attempts.
- Made four-of-six field goal attempts, including a 26-yarder with 1:08 left in the fourth quarter that gave the Patriots an eight-point lead in their victory over L.A. Chargers (10/29).

LEAGUE LEADER

Stephen Gostkowski led the NFL in 2013 with 158 total points, a single-season career-high, and tied for fifth-highest single-season total in league history by a kicker. Gostkowski's total also broke the previous team record of 155 points by Gino Cappelletti in 1964. He followed that performance with 156 points in 2014 and again in 2017, the ninth-highest total in NFL annals.

NFL RECORD FOR MOST POINTS BY A KICKER

166	David Akers (San Francisco) in 2011
164	Gary Anderson (Minnesota) in 1998
163	Jeff Wilkins (St. Louis) in 2003
161	Mark Moseley (Washington) in 1983
158	Stephen Gostkowski (New England) in 2013
158	Matt Bryant (Atlanta) in 2016
158	Greg Zuerlein (L.A. Rams) in 2017
157	Mike Vanderjagt (Indianapolis) in 2003
156	Stephen Gostkowski (New England) in 2017
156	Stephen Gostkowski (New England) in 2014

GOING LONG

Gostkowski is 25-of-35 from 50 yards or more, the fifth-highest conversion rate in NFL history and most conversions from that distance in team history.

HIGHEST FG PERCENTAGE FROM 50-PLUS YARDS

Player	Years	FGM	FGA	Pct.
Robbie Gould	2005-18	29	37	78.4
Matt Prater	2007-18	46	61	75.4
Jeff Wilkins	1994-07	26	36	72.2
Stephen Gostkowski	2006-18	25	35	71.4
Rob Bironas	2005-13	24	34	70.6

PATRIOTS RECORD FOR MOST 50-YARD FIELD GOALS

Player	Years	FGM	FGA	Pct.
Stephen Gostkowski	2006-18	25	35	71.4
Adam Vinatieri	1996-2005	8	17	47.1
Tony Franklin	1984-87	3	6	50.0

Also converted his lone extra point attempt.

- Converted all three extra point attempts and all four field goal attempts, including a franchise record and career-long 62-yard field goal at the end of the first half of the Patriots 33-8 victory at Oakland (11/19) in Mexico City. Also converted a 51-yard attempt, marking the third time in his career he has successfully converted two 50-yard attempts in a single game. His 15 total points moved him into the top-20 all-time in total points. He was named Week 11's AFC Special Teams Player of the Week for his efforts.

2016 (16/0, 3/0)

- Played in all 16 regular-season games and converted 27-of-32 field goals and 46-of-49 extra points.
- Appeared in all three postseason contests, converting all seven field goal attempts and seven-of-nine extra point attempts. His 28 points helped move him into third place on the all-time postseason scoring list with 160 points.
- Earned AFC Special Teams Player of the Week honors following his performances in a Week 1 victory at Arizona and

THIRD IN FG PERCENTAGE

Stephen Gostkowski's field goal percentage is third-highest among NFL kickers all-time.

BEST FIELD GOAL PERCENTAGE IN NFL HISTORY

Player	Years	FGM	FGA	Pct.
Justin Tucker	2012-18	237	263	90.1
Robbie Gould	2005-18	358	408	87.7
Stephen Gostkowski	2006-18	367	420	87.4
Dan Bailey	2011-18	207	239	86.6
Mike Vanderjagt	1998-06	230	266	86.5
Steven Hauschka	2008-18	242	280	86.4
Matt Bryant	2002-18	388	450	86.2
Nate Kaeding	2004-12	181	210	86.2

Week 13 win vs. Los Angeles.

- Converted all three field goal attempts, including a 47-yarder, a 53-yarder and the game-winning 32-yarder, and connected on both extra point attempts in the season-opener at Arizona (9/11). Earned AFC Special Teams Player of the Week honors for his Week 1 performance.
- Finished the game with two successful field goal attempts, including a 51-yard field goal in the win at Buffalo (10/30). Was perfect on extra point attempts, converting all five tries and kickoff execution limited Buffalo's starting field position throughout the game.
- Made good on three-of-four field goal attempts in the win at N.Y. Jets (11/27), including a 41-yarder in the fourth quarter to pull within one point of the Jets in a 22-17 comeback victory. Also was successful on his lone extra point try.
- Converted all four field goal attempts and both extra points vs. Los Angeles (12/4). Earned his second AFC Special Teams Player of the Week award of the season for his performance.
- Accounted for 10 of the Patriots 16 points in the win at Denver (12/18) after making good on three-of-three field goal attempts and succeeding on the game's lone extra point attempt.
- Became the 30th NFL player to reach 300 career field goals with a 29-yard field goal in the first quarter of the win vs. N.Y. Jets (12/24). Finished the day two-of-two on field goal attempts and made good on all five extra point attempts.
- Moved past Jerry Rice into sole possession of fourth place in most postseason points in NFL history after making good on two field goal attempts and four extra points to

GOSTKOWSKI'S GAME-WINNERS

Time Left	Distance	Final Score	Opp	Date
0:03, 4th	28	43-40	KC	10/14/18
3:44, 4th	32	23-21	ARZ	9/11/16
0:01, 4th	54	27-26	NYG	11/15/15
3:12, 4th	53	34-31	HOU	12/1/13
1:56, OT	31	34-31	DEN	11/24/13
0:05, 4th	35	23-21	BUF	9/8/13
11:02, OT	48	29-26	NYJ	10/21/12
1:56, OT	35	23-20	BAL	10/17/10
1:10, 4th	31	24-21	SD	1/14/07*

*Postseason game

CONSECUTIVE SCORING RECORD**PATRIOTS RECORD FOR MOST CONSECUTIVE GAMES SCORING**

142	Stephen Gostkowski (12/17/06 - 9/22/16)
101	Adam Vinatieri (11/24/96 - 12/29/02)
101	John Smith (9/28/75 - 10/2/80)

CONSECUTIVE EXTRA POINTS

Gostkowski is first in NFL history for most consecutive extra points made in the regular season.

MOST CONSECUTIVE KICKING POINTS AFTER TOUCHDOWN

478	Stephen Gostkowski, New England (2006-16)
422	Matt Stover, Baltimore (1996-2008), Indianapolis (2009)
371	Jason Elam, Denver (1993-2002)
371	Jeff Wilkins, St. Louis (1999-2007)
360	Jay Feely, Atlanta (2002-04), N.Y. Giants (2005-06), Miami (2007), N. Y. Jets (2008-09), Arizona (2010-13), Chicago (2014)

put up 10 total points in the Divisional Round victory vs. Houston (1/14). Also tied Adam Vinatieri with 26 field goals made in Patriots postseason history.

- Became the Patriots' all-time leader in postseason field goals after his 31-yard field goal in the first quarter of the AFC Championship game vs. Pittsburgh (1/22). Finished the day three-of-three on field goal attempts and three-of-four on extra point attempts.
- Successfully converted field goals of 41 and 33 yards in Super Bowl LI vs. Atlanta (2/5) and kickoff duty limited Atlanta's field position throughout the game, especially in the fourth quarter. Moved into fourth all-time in postseason field goals with 31, becoming one of only four players in NFL history with 30 postseason field goals.

2015 (16/0, 2/0)

- Selected to his fourth career Pro Bowl.
- Earned Associated Press All Pro: First Team honors, named to the Sporting News All-Pro team and to the Pro Football Writers Association All-NFL team.
- Earned AFC Special Teams Player of the Month honors for September and AFC Special Teams Player of the Week following his performances in Week 7 and Week 10.
- Played in all 16 regular-season games and led the NFL in scoring (151 points) for the fourth consecutive season and fifth time in his career. Became the first player in NFL history with four seasons of 150 or more points and entered 2016 with an NFL

ALL-TIME LEADING SCORER

Gostkowski became the Patriots all-time leading scorer when he converted a 35-yard field goal attempt in the win vs. Miami (12/14/14).

MOST POINTS/PATRIOTS HISTORY

Player	Points
Stephen Gostkowski (2006-present)	1,743
Adam Vinatieri (1996-05)	1,158
Gino Cappelletti (1960-70)	1,130

FEWEST GAMES TO 1,000 POINTS

Stephen Gostkowski reached the 1,000 point mark in only his 119th career game. He is the only kicker in NFL history to reach 1,000 points in less than 120 games played.

KICKERS TO REACH 1,000 POINTS IN FEWEST GAMES

Player	Points	Games
Stephen Gostkowski	1,009	119
Mike Vanderjagt	1,004	126
Jason Elam	1,003	132
Ryan Longwell	1,002	136
Jan Stenerud	1,002	136

record 463 consecutive extra points made.

- Moved past Adam Vinatieri (263) to become the Patriots all-time leader with 276 field goals and set a new team record by converting 31 consecutive field goals.
- Began the 2015 season by connecting on 22 straight field goal attempts, a career best. Ended when he missed a 54-yard attempt vs. Buffalo (11/23). Adam Vinatieri holds the club record with 25 consecutive made field goals.
- Appeared in both playoff games, converting three-of-four extra point attempts and all four field goal attempts.
- Converted all six extra points and all three field goals in the win vs. Jacksonville (9/27).
- Converted three-of-three field goals and all three extra point attempts in the win at Dallas (10/11), including a career-long 57-yarder that tied Adam Vinatieri's record for the longest field goal in team history.
- Converted two-of-two field goals and three-of-three extra points in the win at N.Y. Giants (11/15). Gostkowski's second field goal was from 54-yards with one second remaining in the game. The kick marked the seventh game-winning field goal of his career.
- Converted three-of-three extra points and a 47-yard field goal in the snow during the final seconds of the fourth quarter to send the game into overtime at Denver (11/29).
- Converted all four extra point attempts and executed a successful onside kick in the fourth quarter, marking the third successful onside kick of his career vs. Philadelphia (12/6).

SIXTH IN SEASON FG RECORD

Stephen Gostkowski's 38 field goals in 2013 are tied for sixth most ever in a single season.

MOST FIELD GOALS MADE IN A SEASON/NFL HISTORY

Player	Field Goals	Season
David Akers (SF)	44	2011
Neil Rackers (ARZ)	40	2005
Robbie Gould (SF)	39	2017
Olindo Mare (MIA)	39	1999
Jeff Wilkins (STL)	39	2003
Stephen Gostkowski (NE)	38	2013
Harrison Butker (KC)	38	2017
Justin Tucker (BAL)	38	2013, 16
Greg Zuerlein (LAR)	38	2017

POSTSEASON PROWESS

Gostkowski continues to climb the NFL's all-time playoff scoring and appearances lists.

MOST KICKING POINTS IN THE POSTSEASON

1. Adam Vinatieri	238
2. Stephen Gostkowski	205
3. David Akers	175
4. Gary Anderson	153
5. Mason Crosby	137
6. George Blanda	115
7. Matt Stover	106

MOST POINTS IN THE POSTSEASON

1. Adam Vinatieri	238
2. Stephen Gostkowski	205
3. David Akers	175
4. Gary Anderson	153
5. Mason Crosby	137
6. Jerry Rice	132
7t. Emmitt Smith	126
7t. Thurman Thomas	126
9. George Blanda	115
10. Matt Stover	106

PATRIOTS WITH 100 OR MORE POINTS IN THE POSTSEASON

Stephen Gostkowski - 205 points (39 Field Goals, 88 PATs)

Adam Vinatieri - 117 points (26 Field Goals, 39 PATs)

MOST POSTSEASON APPEARANCES

1. Tom Brady	40
2. Adam Vinatieri	32
3. Jerry Rice	29
4. Stephen Gostkowski	28
5t. D.D. Lewis	27
5t. Peyton Manning	27

2014 (16/0, 3/0)

- Named to his third career Pro Bowl and earned Associated Press All-Pro Second-Team honors after leading the league in points (156) and field goals made (35). Also set a team record with his 94.6 field goal percentage (35-of-37).
- Became the Patriots all-time leading scorer (1,165 points) after converting two-of-two field goals and five-of-five extra points in the win vs. Miami (12/14).
- Connected on a career high five-of-five field goals and tacked on four-of-four extra points for a career-high 19 points in the win vs. Cincinnati (10/5).
- Converted three-of-four field goals, including a season-long 53-yarder, and tacked on four extra points in the win at Buffalo (10/12).
- Passed Gino Cappelletti for second on the Patriots all-time scoring list after converting two-of-two field goals and tacking on four-of-four extra points in the win vs. Detroit (11/23).
- Converted five-of-five extra points in the AFC Divisional win vs. Baltimore (1/10), becoming just the seventh player in NFL history with at least 100 kicking points in the postseason.
- Made a 21-yard field goal and tacked on six-of-six extra

SUPER SCORING

Gostkowski played in his sixth Super Bowl in Super Bowl LIII, tying Mike Lodish (four with Buffalo and two with Denver) for the second-most Super Bowls played, behind the nine by Tom Brady. He pushed his scoring total to 33 points and seven field goals in six Super Bowl appearances.

MOST POINTS IN THE SUPER BOWL

1. Jerry Rice	48
2. Adam Vinatieri	34
3. Stephen Gostkowski	33
4. Emmitt Smith	30
5. James White	26

MOST FIELD GOALS IN THE SUPER BOWL

1t. Stephen Gostkowski	7
1t. Adam Vinatieri	7
3. Jeff Wilkins	4

points in the AFC Championship Game win vs. Indianapolis (1/18), becoming just the 11th player to make at least 20 career postseason field goals.

- Converted four-of-four extra points in the Super Bowl XLIX win vs. Seattle (2/1) to tie Adam Vinatieri (117) for most postseason kicking points in Patriots history and move into fourth place on the NFL's all-time postseason kicking points list.
 - Kicked touchbacks on all five kickoff attempts in the Super Bowl, becoming the first kicker in NFL history to prevent a kickoff return in a Super Bowl in NFL history.
- ## 2013 (16/0, 2/0)
- Earned Pro Bowl honors for the second time in his career.
 - Earned AFC Special Teams Player of the Month honors for October.
 - Reached the 1,000 point mark in his 119th career game, the only player in NFL history to reach that mark in fewer than 120 games.
 - Set a then career-high with 21 consecutive field goals made in 2013, falling just two games shy of Adam Vinatieri's franchise record.
 - Played in all 16 regular-season games and finished first in the NFL with 158 total points, a single-season career high and a Patriots team record, surpassing the 155 total points scored by Gino Cappelletti in 1964. Became one of six

30-PLUS FIELD GOAL SEASONS

Stephen Gostkowski is one of four players in NFL history to make 30 or more field goals in at least five different seasons after reaching 30 field goals for the fifth time in 2017.

Player	Team	Years	Seasons
Justin Tucker	BAL	2012-13, 15-18	6
S. Gostkowski	NE	2008, 2013-15, 17	5
J. Carney	NYG/NO/SD	1993-94, 99, 2002, 08	5
D. Akers	SF/PHI	2002, 2008-11	5
Adam Vinatieri	IND/NE	1998, 2004, 13-14	4
J. Feely	ARI/NYJ/NYG/ATL	2002, 05, 09, 13	4
M. Stover	BAL	2000-01, 03, 05	4

DISTANCE DOUBLE DOWN

Gostkowski is one of three players in NFL history to connect on a 50 and 60-yard field goal in the same game.

50 & 60-YARD FIELD GOALS IN THE SAME GAME

Player (Team)	Date (Opponent)	Distances
S. Gostkowski (NE)	11/19/17 (@ OAK*)	51 & 62
J. Tucker (BAL)	12/16/13 (@ DET)	53 & 61
G. Zuerlein (STL)	11/8/15 (@MIN)	53 & 61
G. Zuerlein (STL)	9/30/12 (vs. SEA)	58 & 60

*Mexico City

players in NFL history to lead the league in scoring in three separate seasons.

- Converted 38-of-41 field goals, setting the franchise record for most field goals in a season. His 92.7 conversion rate was second-highest in team history. The 38 field goals tied for fifth-most in a single season in NFL history.
- Played in both playoff games and converted all six extra points and the lone field goal he attempted.
- Converted a career-high three game-winning field goal attempts:
 - Week 1 at Buffalo
 - Week 12 vs. Denver (OT)
 - Week 13 at Houston
- Nailed a game-winning 35-yard field goal with :05 left to give the Patriots a 23-21 season-opening win at Buffalo (9/8).
- Connected on all three field goal attempts vs. New Orleans (10/13), including a then career-long 54-yarder in the third quarter.
- Successfully converted three PATs and two field goal attempts at N.Y. Jets (10/20), including a 44-yard try with 16 seconds left to tie the score and send the game into overtime.
- Hit his third career regular season game-winning field goal in overtime vs. Denver (11/24) to cap a Patriots 34-31 comeback win. Also set a new team record by scoring in his 102nd straight game.
- Connected on a game-winning field goal for the second straight game and fourth time in his regular-season career at Houston (12/1). Ended his then career-long streak of 21 straight conversions when he missed a 55-yard attempt in the second quarter. It was the second-longest streak in a single season in team history.
- Made his 200th career field goal vs. Cleveland (12/8) and reached 30 field goals in a season for the second time after setting the franchise record with 36 in 2008. Squibbed the first onside kick recovered by the Patriots since 1995, and first that led to a win since 1964, with 1:01 left that led to the game-winning touchdown. Gostkowski's 50-yard field goal in the fourth quarter was his 13th in 2013 of 40 or more yards to set a new team mark.
- Became the third player in team history to reach 1,000 points after two extra points in the first quarter at Baltimore (12/22), joining Adam Vinatieri (1,158) and Gino Capelletti (1,130).
- Set a franchise record after increasing his totals to 158 points vs. Buffalo (12/29).
- Converted all six extra point attempts in the Divisional Playoff vs. Indianapolis (1/11) and was forced into punting duties for the first time in his career after Ryan Allen left in the second quarter with a shoulder injury and did not return. Finished with five punts for 209 yards (41.8 avg), including two 50-plus yard kicks.

2012 (16/0, 2/0)

- Finished the 2012 regular season with an NFL-best and then-career-high 153 points, connecting on all 66 extra point attempts and 29-of-35 field goals.
- Converted two key field goals in the overtime win vs. N.Y. Jets (10/21). The first was a 43-yard field goal to tie the game as time expired in regulation; the second was a 48-yarder in overtime to give the Patriots a 29-26 lead and the eventual victory.
- Hit four-of-five field goal attempts vs. Arizona (9/16). Became the first player in Patriots history to connect on two 50-yard field goals in the same game when he drilled a 51-yarder in the third quarter and tied his career long with a 53-yarder in the fourth quarter.

2011 (16/0, 3/0)

- Played in all 16 games and finished the regular season 59-for-59 on extra points and 28-for-33 on field goal attempts, scoring 143 points, fourth most in team history.
- Added six special teams tackles.
- Appeared in all three playoff games, kicking 10 extra points and successfully converting five field goal attempts.
- Connected on field goals from 36, 37 and a season-long 50 yards, accounting for a season-high 13 points in the 37-16 win at the N.Y. Jets (11/13).
- Made two special teams tackles at the N.Y. Jets (11/13).
- Made a touchdown-saving special teams tackle during the third quarter of the Patriots 17-point come-from-behind win vs. Miami (12/24).
- Made all three field goal attempts from 29, 35 and 24 yards and both extra points in a three-point AFC Championship win vs. Baltimore (1/22).

2010 (8/0, 0/0)

- Played in the first eight games of the season, converting 10-of-13 field goal attempts and all 26 of his attempted extra points.
- Placed on injured reserve with a thigh injury on Nov. 10, 2010 after suffering the injury at Cleveland (11/7).
- Nailed a game-winning 35-yard field goal with 1:56 remaining in overtime vs. Baltimore (10/17), marking his first career game-winning overtime field goal in his first career opportunity. Gostkowski also made a 24-yard field goal to tie the game at 20 with 1:51 remaining in regulation against the Ravens and a 26-yard field goal in the first quarter.

2009 (16/0, 1/0)

- Kicked in all 16 games and connected on 26-of-31 field goals and 47-of-47 extra points for 125 total points.
- Named AFC Special Teams Player of the Week for Week 9 vs. Miami (11/8) after tying his then-career-high with four

CONSECUTIVE FG MADE RECORD

Gostkowski owns the franchise record with 31 consecutive made field goal attempts from 2014-15.

MOST CONSECUTIVE FIELD GOALS MADE IN PATRIOTS HISTORY

Player	Consec. FGs Made	Dates
S. Gostkowski	31	12/07/14-11/23/15
A. Vinatieri	25	11/24/96-11/09/97
A. Vinatieri	23	10/17/04-12/26/04
S. Gostkowski	21	09/22/13-11/24/13
S. Gostkowski	20	12/15/13-10/04/14

field goals (30, 38, 34 and 40) in the Patriots 27-17 victory.

- Went over 100 points on the season with two field goals and two extra points against Carolina (12/13) and finished the season with 125 total points.
- Passed Stanley Morgan (408 points) to move into fifth place on the Patriots all-time scoring list during the victory vs. Atlanta (9/27) and finished the season with 513 total points to move into fourth place. Tied his career-high with four field goals in the win over the Falcons.
- Set a then-career-long with a 53-yard field goal at Denver (10/11), besting a 52-yard field goal he had vs. Chicago (11/26/06).
- His 47-yard field goal vs. Carolina (12/13) was the 100th field goal of his career.
- Tied a team record with eight extra points vs. Tennessee (10/18).
- Recovered a key fumble in the fourth quarter of the season-opener vs. Buffalo (9/14), diving on a Leodis McKelvin fumble on a kickoff return that was forced by Pierre Woods, giving the Patriots possession at the 31-yard line to help set up the go-ahead touchdown in a come-from-behind 25-24 Patriots win.

2008 (16/0)

- Named to the Pro Bowl for the first time in his career.
- Named to the Associated Press All-Pro First Team.
- Also selected as an All-Pro by ESPN.com, SI.com, The Sporting News and Pro Football Weekly.
- Named AFC Special Teams Player of the Month for the month of October, when he made nine-of-10 field goal attempts.
- Set a Patriots single-season record and led the NFL with 36 field goals.
- Led the NFL with 148 points, the most by a Patriots player since the 1970 AFL-NFL merger and the second highest total in team history (Gino Cappelletti, 155 in 1964).
- Connected on 90 percent of his field goal tries (36-of-40), tying the third highest single-season field goal percentage in team history.
- Tied a single-game career high with four field goals attempted and made at N.Y. Jets (9/14) and equaled the mark in a snowstorm vs. Arizona (12/21).
- Set a then-single-game career high with 17 points (five extra point attempts and four field goals) vs. Arizona (12/21).

2007 (16/0, 3/0)

- Set a then-NFL record for extra point attempts while going a perfect 74-for-74.
- Finished with a then-career-high 137 points for the season while successfully making 21-of-24 field goal attempts in 2007.
- Set career-highs in extra points made and extra points attempted with eight in the Patriots' dominating 56-10 win at Buffalo (11/18).
- Tallied a season-high 12 points while going six-of-six on extra point attempts and two-of-two on field goal attempts at Dallas (10/14).
- Set career-highs in extra points made and attempted by going eight-of-eight in the Patriots rout at Buffalo (11/18).
- Tied a season-high with 12 points in the season finale at the N.Y. Giants (12/29), kicking a season high three field goals and knocking in three extra points to finish the season a perfect 74-for-74 in extra point attempts.
- Connected on all four extra point attempts while making one-of-two field goal tries in the Patriots win over Jacksonville in the AFC Divisional Playoff (1/12).

2006 (16/0, 3/0)

- Saw action in all 16 regular season contests and three postseason games.
- Made good on 20-of-26 field goals and 43-of-44 extra point opportunities in his rookie season.
- Made 18 of his last 21 field goal attempts in the regular season.
- Finished fifth in the AFC with 12 touchbacks.
- Connected on his first career NFL field goal from 32 yards out in the Patriots 19-17 victory over Buffalo (9/10).
- Connected on all eight of his field goal attempts in the 2006 postseason.
- Connected on all four field goal attempts and all of his extra point opportunities against Houston (12/17).
- Nailed a 48-yard field goal to give the Patriots a 3-0 lead in the second quarter at Jacksonville (12/24).
- Made good on all three field goal attempts and all four extra point opportunities in the Wild Card game vs. N.Y. Jets (1/7).
- Gave the Patriots a 3-0 lead with a 50-yard field goal in the first quarter of the Divisional Playoff game at San Diego (1/14). Then connected on his first career game-winning field goal from 31 yards out to give the Patriots a 24-21 lead with 1:10 remaining in the fourth quarter at San Diego (1/14).
- In the AFC Championship Game at Indianapolis (1/21), gave the Patriots a 31-28 lead with a 28-yard field goal in the fourth quarter. Nailed a 43-yard field goal with 3:49 left to play in the game, giving the Patriots a 34-31 lead.

COLLEGE

- Finished his collegiate career placing 13th in NCAA Division 1-A history with 369 points and 14th with 70 successful field goals.
- His 369 career points set a Memphis record, shattering the old mark of 263 points by Joe Allison (1990-93).
- Made 70-of-92 field goals during his career, good for a 76.1 percent accuracy rate.
- Over his final two seasons, made 85.7 percent of his field goal attempts (42-of-49).
- Held the top three spots on the Tigers' single-season record list for points scored by a kicker, totaling 101 points in 2003, 108 in 2004 and 101 in 2005.
- His 44 successful extra points in 2003 topped the old school single-season record of 42 by John Cobb (1949), and his 48 extra points in 2004 broke the previous record of 44, which he had established a year earlier.

PERSONAL

- Stephen Carroll Gostkowski was born the son of Larry and Cindy Gostkowski on Jan. 28, 1984.
- Attended Madison (Miss.) Central High School, where he lettered for four years in football and soccer and three years in baseball.
- Earned all-state honors in all three sports.
- Completed his prep baseball career with a 16-2 record and a 1.00 ERA, leading Madison Central to the 2002 Mississippi state championship.
- Also holds the school record for the longest field goal at 55 yards.
- Also played baseball at Memphis.
- Majored in exercise and sport science at Memphis.
- Stephen and his wife, Hallie, have two sons, Slayden Kyle and Gannon William, and a daughter, Lyla.

STEPHEN GOSTKOWSKI STATISTICS

POS: K HT: 6-1 WT: 215 LBS YEAR: 14TH ACQ: D4b-06 (118TH) COLLEGE: MEMPHIS BORN: 1/28/84

REGULAR SEASON STATISTICS

Year	Team	G	FIELD GOALS										PATs				
			1-29	Pct	30-39	Pct	40-49	Pct	50+	Pct.	Overall	Pct.	Lg	Made	Att	2-Pt	Pts.
2006	Patriots	16	10-11	90.9	7-10	70.0	2-4	50.0	1-1	100.0	20-26	76.9	52	43	44	0	103
2007	Patriots	16	10-10	100.0	8-9	88.9	3-5	60.0	0-0	---	21-24	87.5	45	74	74	0	137
2008	Patriots	16	10-12	83.3	16-16	100.0	9-11	81.8	1-1	100.0	36-40	90.0	50	40	40	0	148
2009	Patriots	16	7-7	100.0	12-13	92.3	5-8	62.5	2-3	66.7	26-31	83.9	53	47	47	0	125
2010	Patriots	8	2-2	100.0	6-7	85.7	2-3	66.7	0-1	0.0	10-13	76.9	43	26	26	0	56
2011	Patriots	16	13-14	92.9	5-6	83.3	9-11	81.8	1-2	50.0	28-33	84.8	50	59	59	0	143
2012	Patriots	16	8-8	100.0	10-12	83.3	9-13	69.2	2-2	100.0	29-35	82.9	53	66	66	0	153
2013	Patriots	16	9-9	100.0	13-13	100.0	11-13	84.6	5-6	83.3	38-41	92.7	54	44	44	0	158
2014	Patriots	16	12-12	100.0	10-11	90.0	12-13	92.3	1-1	100.0	35-37	94.6	53	51	51	0	156
2015	Patriots	16	6-6	100.0	11-11	100.0	12-14	85.9	4-5	80.0	33-36	91.7	57	52	52	0	151
2016	Patriots	16	9-9	100.0	7-9	77.8	9-10	90.0	2-4	50.0	27-32	84.4	53	46	49	0	127
2017	Patriots	16	16-16	100.0	9-9	100.0	8-11	72.7	4-4	100.0	37-40	92.5	62	45	47	0	156
2018	Patriots	16	11-11	100.0	10-10	100.0	4-6	66.7	2-5	40.0	27-32	84.4	52	49	50	0	130
Totals – 13 Years		200	123-127	96.8	124-136	91.1	95-122	77.8	25-35	71.4	367-420	87.4	62	642	649	0	1,743

Additional Statistics: 1 Special Teams Fumble Recovery vs. Buffalo (9/14/09); Special teams tackles – Career (27); 2006 (3), 2007 (3), 2008 (2), 2009 (6), 2010 (1), 2011 (6), 2012 (3), 2013 (1), 2014 (2).

POSTSEASON STATISTICS

Year	Team	G	FIELD GOALS										PATs				
			1-29	Pct	30-39	Pct	40-49	Pct	50+	Pct.	Overall	Pct.	Lg	Made	Att	2-Pt	Pts.
2006	Patriots	3	3-3	100.0	2-2	100.0	2-2	100.0	1-1	100.0	8-8	100.0	50	9	9	0	33
2007	Patriots	3	0-0	---	1-2	50.0	0-0	---	0-0	---	1-2	50.0	35	9	9	0	12
2009	Patriots	1	0-0	0.0	0-0	0.0	0-1	0.0	0-0	0.0	0-1	0.0	0	2	2	0	2
2010	Patriots	0	Injured Reserve														
2011	Patriots	3	4-4	100.0	1-1	100.0	0-0	0-0	0-0	0.0	5-5	100.0	35	10	10	0	25
2012	Patriots	2	1-1	---	3-3	100.0	0-0	---	0-0	---	4-4	100.0	38	6	6	0	18
2013	Patriots	2	0-0	---	0-0	---	1-1	---	0-0	---	1-1	100.0	47	6	6	0	9
2014	Patriots	3	1-1	100.0	0-0	---	0-0	---	0-0	---	1-1	100.0	21	15	15	0	18
2015	Patriots	2	0-0	---	2-2	100.0	2-2	100.0	0-0	---	4-4	100.0	46	3	4	0	15
2016	Patriots	3	2-2	100.0	2-2	100.0	3-3	100.0	0-0	---	7-7	100.0	47	7	9	0	28
2017	Patriots	3	1-2	50.0	1-1	100.0	1-1	100.0	0-1	0.0	3-5	60.0	45	11	12	0	20
2018	Patriots	3	1-1	100.0	1-1	100.0	3-4	75.0	0-0	0.0	5-6	100.0	47	10	10	0	25
Totals – 12 Years		28	13-14	92.8	13-14	92.8	12-14	85.7	1-2	50.0	39-44	88.6	50	88	92	0	205

Additional Statistics: 1 Special Teams Tackle vs. Houston (1/13/13); 1 Special Teams Tackle vs. Philadelphia (02/04/18). Punts – 5 for 209 YDS vs. Indianapolis (1/11/14), 41.8 AVG, 36.6 NET, 1 TB, 2 IN 20, 53 LG.

GOSTKOWSKI'S CAREER GAME-BY-GAME

PLAYERS

2006	OPPONENT	XP	%	FG	BLK	%	PTS	Fgs (Missed)
09/10	Buffalo	2-2	100%	1-1	0	100%	5	32
09/17	at N.Y. Jets	3-3	100%	1-2	1	50%	6	20,(29b)
09/24	Denver	1-1	100%	0-1	1	0%	1	(37b)
10/01	at Cincinnati	5-5	100%	1-2	0	50%	8	(48),24
10/08	Miami	2-2	100%	2-2	0	100%	8	31,31
10/22	at Buffalo	4-4	100%	0-0	0	--	4	--
10/30	at Minnesota	4-4	100%	1-1	0	100%	7	23
11/05	Indianapolis	2-2	100%	2-3	0	67%	8	49,(36),26
11/12	N.Y. Jets	0-0	--	2-2	0	100%	6	31,21
11/19	at Green Bay	5-5	100%	0-0	0	--	5	--
11/26	Chicago	2-2	100%	1-1	0	100%	5	52
12/03	Detroit	2-2	100%	2-2	0	100%	8	25,27
12/10	at Miami	0-0	--	0-0	0	--	0	--
12/17	at Houston	4-4	100%	4-4	0	100%	16	26,32,31,21
12/24	at Jacksonville	3-3	100%	1-2	0	50%	6	48,(49)
12/31	at Tennessee	4-5	80%	2-3	0	67%	10	28,26,(33)
2006 Totals		43-44	98%	20-26	2	76.9%	103	
01/07	N.Y. Jets	4-4	100%	3-3	2	76.9%	13	20,40,28
01/14	at San Diego	1-1	100%	3-3	0	100%	10	50,34,31
01/21	at Indianapolis	4-4	100%	2-2	0	100%	10	28,43
2006 Postseason		9-9	100%	8-8	0	100%	33	

2007	OPPONENT	XP	%	FG	BLK	%	PTS	Fgs (Missed)
09/09	at N.Y. Jets	5-5	100%	1-1	0	100%	8	22
09/16	San Diego	5-5	100%	1-2	0	50%	8	(41),24
09/23	Buffalo	5-5	100%	1-1	0	100%	8	24
10/01	at Cincinnati	4-4	100%	2-2	0	100%	10	31,36
10/07	Cleveland	4-4	100%	2-2	0	100%	10	20,25
10/14	at Dallas	6-6	100%	2-2	0	100%	12	45,22
10/21	at Miami	7-7	100%	0-0	0	--	7	--
10/28	Washington	7-7	100%	1-1	0	100%	10	36
11/04	at Indianapolis	3-3	100%	1-1	0	100%	6	34
11/18	at Buffalo	8-8	100%	0-0	0	--	8	--
11/25	Philadelphia	4-4	100%	1-2	0	50%	7	23,(32)
12/03	at Baltimore	3-3	100%	2-2	0	100%	9	21,38
12/09	Pittsburgh	4-4	100%	2-3	0	67%	10	(48),42,28
12/16	N.Y. Jets	2-2	100%	2-2	0	100%	8	26,34
12/23	Miami	4-4	100%	0-0	0	--	4	--
12/29	at N.Y. Giants	3-3	100%	3-3	0	100%	12	37,45,37
2007 Totals		74-74	100%	21-24	0	87.5%	137	
01/12	Jacksonville	4-4	100%	1-2	0	50%	7	(35),35
01/20	San Diego	3-3	100%	0-0	0	--	3	--
02/03	N.Y. Giants	2-2	100%	0-0	0	--	2	--
2007 Postseason		9-9	100%	1-2	0	50%	12	

2008	OPPONENT	XP	%	FG	BLK	%	PTS	Fgs (Missed)
09/07	Kansas City	2-2	100%	1-1	0	100%	5	37
09/14	at N.Y. Jets	1-1	100%	4-4	0	100%	13	21,37,28,27
09/21	Miami	1-1	100%	2-2	0	100%	7	37,44
10/05	at San Francisco	3-3	100%	3-3	0	100%	12	35,40,49
10/12	at San Diego	1-1	100%	1-2	0	50%	4	(48),47
10/20	Denver	5-5	100%	2-2	0	100%	11	31,40
10/26	St. Louis	2-2	100%	3-3	0	100%	11	30,27,41
11/02	at Indianapolis	0-0	--	3-3	0	100%	9	29,35,25
11/09	Buffalo	2-2	100%	2-3	0	67%	8	32,(49),37
11/13	N.Y. Jets	2-2	100%	3-3	0	100%	11	42,31,47
11/23	at Miami	6-6	100%	2-2	0	100%	12	30,30
11/30	Pittsburgh	1-1	100%	1-2	0	50%	4	29,(27)
12/07	at Seattle	1-1	100%	3-3	0	100%	10	50,42,27
12/14	at Oakland	7-7	100%	0-0	0	0%	7	--
12/21	Arizona	5-5	100%	4-4	0	100%	17	38,35,24,30
12/28	at Buffalo	1-1	100%	2-3	0	67%	7	33,(26),23
2008 Totals		40-40	100%	36-40	0	90.0%	148	

2009	OPPONENT	XP	%	FG	BLK	%	PTS	Fgs (Missed)
09/14	Buffalo	1-1	100%	2-3	0	67%	7	(41),20,28
09/20	at N.Y. Jets	0-0	--	3-3	0	100%	9	45,25,29
09/27	Atlanta	2-2	100%	4-4	0	100%	14	21,33,22,33
10/04	Baltimore	3-3	100%	2-2	0	100%	9	32,33
10/11	at Denver	2-2	100%	1-2	0	50%	5	53,(40)
10/18	Tennessee	8-8	100%	1-2	0	50%	11	(39),33
10/25	at Tampa Bay	5-5	100%	0-0	0	--	5	--

11/08	Miami	1-1	100%	4-4	0	100%	13	30,38,34,40
11/15	at Indianapolis	4-4	100%	2-2	0	100%	10	31,36
11/22	N.Y. Jets	4-4	100%	1-2	0	50%	7	26,(40)
11/30	at New Orleans	2-2	100%	1-2	0	50%	5	36,(50)
12/06	at Miami	3-3	100%	0-0	0	--	3	--
12/13	Carolina	2-2	100%	2-2	0	100%	8	48,47
12/20	at Buffalo	2-2	100%	1-1	0	100%	5	30
12/27	Jacksonville	3-3	100%	0-0	0	--	5	--
01/03	at Houston	5-5	100%	2-2	0	100%	9	51,43
2009 Totals		47-47	100%	26-31	0	83.9%	125	
01/10	Baltimore	2-2	100%	0-1	0	0%	2	(44)
2009 Postseason		2-2	100%	0-1	0	0%	2	

2010	OPPONENT	XP	%	FG	BLK	%	PTS	Fgs (Missed)
09/12	Cincinnati	5-5	100%	1-3	0	33%	8	32,(47),(56)
09/19	at N.Y. Jets	2-2	100%	0-1	0	0%	2	(37)
09/26	Buffalo	5-5	100%	1-1	0	100%	8	43
10/04	at Miami	5-5	100%	2-2	0	100%	11	23,30
10/17	Baltimore	2-2	100%	3-3	0	100%	11	38,24,35
10/24	at San Diego	2-2	100%	3-3	0	100%	11	40,35,35
10/31	Minnesota	4-4	100%	0-0	0	--	4	--
11/07	at Cleveland	1-1	100%	0-0	0	--	1	--
11/14	at Pittsburgh	Placed on injured reserve 11/10						
2010 Totals		26-26	100%	10-13	0	76.9%	56	

2011	OPPONENT	XP	%	FG	BLK	%	PTS	Fgs (Missed)
09/12	at Miami	5-5	100%	1-2	0	50%	8	(48),20
09/18	San Diego	3-3	100%	2-2	0	100%	9	22,47
09/25	at Buffalo	4-4	100%	1-1	0	100%	7	23
10/02	at Oakland	4-4	100%	1-1	0	100%	7	44
10/09	N.Y. Jets	3-3	100%	3-3	0	100%	12	44,24,28
10/16	Dallas	2-2	100%	2-2	0	100%	8	31,26
10/30	at Pittsburgh	2-2	100%	1-2	0	50%	5	46,(42)
11/06	N.Y. Giants	2-2	100%	2-3	0	67%	8	(27),32,45
11/13	at N.Y. Jets	4-4	100%	3-3	0	100%	13	50,36,27
11/21	Kansas City	4-4	100%	2-2	0	100%	10	21,19
11/27	at Philadelphia	5-5	100%	1-2	0	50%	8	(39),45
12/04	Indianapolis	4-4	100%	1-1	0	100%	7	39
12/11	at Washington	4-4	100%	2-2	0	100%	10	23,24
12/18	at Denver	5-5	100%	2-2	0	100%	11	21,34
12/24	Miami	3-3	100%	2-3	0	67%	9	(51),45,42
01/01	Buffalo	5-5	100%	2-2	0	100%	11	47,20
2011 Totals		59-59	100%	28-33	0	84.8%	143	
01/14	Denver	6-6	100%	1-1	0	100%	9	20
01/22	Baltimore	2-2	100%	3-3	0	100%	11	29,35,29
02/05	N.Y. Giants	2-2	100%	1-1	0	100%	5	29
2011 Postseason		10-10	100%	5-5	0	100%	25	

2012	OPPONENT	XP	%	FG	BLK	%	PTS	Fgs (Missed)
09/09	at Tennessee	4-4	100%	2-2	0	100%	10	25,31
09/16	Arizona	0-0	--	4-5	0	80%	12	46,34,51,53,(42)
09/23	at Baltimore	3-3	100%	3-3	0	100%	12	37,49,20
09/30	at Buffalo	7-7	100%	1-3	0	33%	10	(49),(42),30
10/07	Denver	4-4	100%	1-1	0	100%	7	23
10/14	at Seattle	2-2	100%	3-3	0	100%	11	25,35,35
10/21	N.Y. Jets	3-3	100%	2-2	0	100%	9	43,48
10/28	at St. Louis	6-6	100%	1-1	0	67%	9	26
11/11	Buffalo	4-4	100%	3-3	0	100%	13	43,48,27
11/18	Indianapolis	8-8	100%	1-2	0	50%	11	(36),31
11/22	at N.Y. Jets	7-7	100%	0-1	0	0%	7	(39)
12/02	at Miami	2-2	100%	3-4	0	75%	11	(49),(43),32,20
12/10	Houston	6-6	100%	0-0	0	--	6	--
12/16	San Francisco	4-4	100%	2-2	0	100%	10	32,41
12/23	at Jacksonville	2-2	100%	3-3	0	67%	11	25,49,38
12/30	Miami	4-4	100%	0-0	0	--	4	--
2012 Totals		66-66	100%	29-35	0	82.9%	153	
01/13	Houston	5-5	100%	2-2	0	100%	11	37,38
01/20	Baltimore	1-1	100%	2-2	0	100%	7	31,25
2012 Postseason		6-6	100%	4-4	0	100%	18	

GOSTKOWSKI'S CAREER GAME-BY-GAME (CONT.)

2013	OPONENT	XP	%	FG	BLK	%	PTS	Fgs (Missed)
09/08	at Buffalo	2-2	100%	3-3	0	100%	11	48,33,35
09/12	N.Y. Jets	1-1	100%	2-3	0	67%	7	21,30,(43)
09/22	Tampa Bay	2-2	100%	3-3	0	100%	11	53,46,33
09/29	at Atlanta	3-3	100%	3-3	0	100%	12	48,22,49
10/06	at Cincinnati	0-0	N/A	2-2	0	100%	6	42,19
10/13	New Orleans	3-3	100%	3-3	0	100%	12	35,54,23
10/20	at N.Y. Jets	3-3	100%	2-2	0	100%	9	39,44
10/27	Miami	3-3	100%	2-2	0	100%	9	34,48
11/03	Pittsburgh	7-7	100%	2-2	0	100%	13	20,32
11/18	at Carolina	2-2	100%	2-2	0	100%	8	42,26
11/24	Denver	4-4	100%	2-2	0	100%	10	31,31
12/01	at Houston	4-4	100%	2-3	0	67%	10	(55),53,53
12/08	Cleveland	1-1	100%	2-2	0	100%	7	33,50
12/15	at Miami	2-2	100%	2-3	0	67%	8	22,(48),23
12/22	at Baltimore	5-5	100%	2-2	0	100%	11	45,42
12/29	Buffalo	2-2	100%	4-4	0	100%	14	43,35,29,35
2013 Totals	44-44	100%	38-41	0	92.7	158	5	
01/11	Indianapolis	5-5	100%	0-0	0	N/A	5	--
01/19	at Denver	1-1	100%	1-1	0	100%	4	47
2013 Postseason	6-6	100%	1-1	0	100%	9	4	

2016	OPONENT	XP	%	FG	BLK	%	PTS	Fgs (Missed)
09/11	at Arizona	2-2	100%	3-3	0	100%	11	47,53,32
09/18	Miami	4-4	100%	1-2	0	50%	7	34,(39)
09/22	Houston	3-3	100%	2-2	0	100%	9	24,25
10/02	Buffalo	0-0	--	0-1	0	0%	0	(48)
10/09	at Cleveland	4-4	100%	1-2	0	50%	7	(50),31
10/16	Cincinnati	3-4	75%	2-2	0	100%	9	46,31
10/23	at Pittsburgh	3-4	75%	0-0	--	--	3	--
10/30	at Buffalo	5-5	100%	2-2	0	100%	11	51,32
11/13	Seattle	3-3	100%	1-1	0	100%	6	30
11/20	at San Francisco	3-4	75%	1-1	0	100%	6	38
11/27	at N.Y. Jets	1-1	100%	3-4	0	75%	10	28,(39),29,41
12/04	Los Angeles	2-2	100%	4-4	0	100%	14	28,48,45,45
12/12	Baltimore	4-4	100%	0-0	--	--	4	--
12/18	at Denver	1-1	100%	3-3	0	100%	10	45,40,21
12/24	N.Y. Jets	5-5	100%	2-2	0	100%	11	29,22
01/01	at Miami	3-3	100%	2-3	0	100%	9	40,26,(52)
2016 Totals	46-49	93.9%	27-32	0	84.4%	127	10	
01/14	Houston	4-4	100%	2-2	0	100%	10	19,43
01/22	Pittsburgh	3-4	75%	3-3	0	100%	12	31,47,26
02/05	Atlanta	0-1	0%	2-2	0	100%	6	41,33
2016 Postseason	7-9	77.8%	7-7	0	100%	28	3	

2014	OPONENT	XP	%	FG	BLK	%	PTS	Fgs (Missed)
09/07	at Miami	2-2	100%	2-2	0	100%	8	45,47
09/14	at Minnesota	3-3	100%	3-3	0	100%	12	48,47,27
09/21	Oakland	1-1	100%	3-3	0	100%	10	21,20,36
09/29	at Kansas City	2-2	100%	0-0	0	N/A	2	--
10/05	Cincinnati	4-4	100%	5-5	0	100%	19	48,19,23,47,35
10/12	at Buffalo	4-4	100%	3-4	0	75%	13	(36),42,53,40
10/16	N.Y. Jets	3-3	100%	2-2	0	100%	9	39,36
10/26	Chicago	6-6	100%	3-3	0	100%	15	23,27,39
11/02	Denver	4-4	100%	3-3	0	100%	13	49,29,45
11/16	at Indianapolis	6-6	100%	0-0	0	N/A	6	--
11/23	Detroit	4-4	100%	2-2	0	100%	10	35,43
11/30	at Green Bay	3-3	100%	0-1	0	0%	3	(47)
12/07	at San Diego	2-2	100%	3-3	0	100%	11	22,22,38
12/14	Miami	5-5	100%	2-2	0	100%	11	35,36
12/21	at N.Y. Jets	2-2	100%	1-1	0	100%	5	24
12/28	Buffalo	0-0	--	3-3	0	100%	9	24,44,35
2014 Totals	51-51	100%	35-37	0	94.6%	156	5	
01/10	Baltimore	5-5	100%	0-0	0	N/A	5	--
01/18	Indianapolis	6-6	100%	1-1	0	100%	9	21
02/01	Seattle	4-4	100%	0-0	0	N/A	4	--
2014 Postseason	15-15	100%	1-1	0	100.0%	18	1	

2017	OPONENT	XP	%	FG	BLK	%	PTS	Fgs (Missed)
09/07	Kansas City	3-3	100%	2-2	0	100%	9	25,32
09/17	at New Orleans	3-4	75%	3-3	0	100%	12	28,24,27
09/24	Houston	4-4	100%	0-0	0	--	4	--
10/01	Carolina	3-3	100%	3-3	0	100%	12	41,35,58
10/05	at Tampa Bay	1-1	100%	4-4	0	100%	13	27,23,45,48
10/15	at N.Y. Jets	3-3	100%	1-2	0	50%	6	(47),28
10/22	Atlanta	2-2	100%	3-3	0	100%	11	29,21,38
10/29	L.A. Chargers	1-1	100%	4-6	0	67%	13	25,36,(43),43,(43),6
11/12	at Denver	5-5	100%	2-2	0	100%	11	25,28
11/19	at Oakland	3-3	100%	4-4	0	100%	15	62,51,40,29
11/26	Miami	5-5	100%	0-0	--	--	5	--
12/03	at Buffalo	2-2	100%	3-3	0	100%	8	50,31,39
12/11	at Miami	2-2	100%	2-2	0	100%	8	46,33
12/17	at Pittsburgh	1-2	50%	2-2	0	100%	7	32,46
12/24	Buffalo	4-4	100%	3-3	0	100%	13	21,40,34
12/31	N.Y. Jets	3-3	100%	1-1	0	100%	6	21
2017 Totals	45-47	95.7	37-40	0	92.5	156	6	
01/13	Tennessee	5-5	100%	0-1	0	0%	5	(53)
01/21	Jacksonville	3-3	100%	1-1	0	100%	6	31
02/04	Philadelphia	3-4	75%	2-3	0	67%	9	26,(26),45
2017 Postseason	11-12	91.7	3-5	0	60%	20	3	

2015	OPONENT	XP	%	FG	BLK	%	PTS	Fgs (Missed)
09/10	Pittsburgh	4-4	100%	0-0	0	--	4	--
09/20	at Buffalo	4-4	100%	4-4	0	100%	16	46,21,50,25
09/27	Jacksonville	6-6	100%	3-3	0	100%	15	46,20,46
10/11	at Dallas	3-3	100%	3-3	0	100%	12	49,57,34
10/18	at Indianapolis	4-4	100%	2-2	0	100%	10	40,35
10/25	N.Y. Jets	3-3	100%	3-3	0	100%	12	38,46,24
10/29	Miami	4-4	100%	2-2	0	100%	10	52,36
11/08	Washington	3-3	100%	2-2	0	100%	9	21,21
11/15	at N.Y. Giants	3-3	100%	2-2	0	100%	9	31,54
11/23	Buffalo	2-2	100%	2-3	0	67%	8	35,(54),35
11/29	at Denver	3-3	100%	1-1	0	100%	6	47
12/06	Philadelphia	4-4	100%	0-0	--	--	4	--
12/13	at Houston	3-3	100%	2-2	0	100%	9	43,49
12/20	Tennessee	3-3	100%	4-5	0	80%	15	43,48
12/27	at N.Y. Jets	2-2	100%	2-2	0	100%	8	43,(48),38,42,32
01/03	at Miami	1-1	100%	1-2	0	50%	4	34,(46)
2015 Totals	52-52	100%	33-36	0	91.7%	151	1	
01/16	Kansas City	3-3	100%	2-2	0	100%	9	40,32
01/24	at Denver	0-1	0%	2-2	0	100%	6	46,38
2015 Postseason	3-4	75%	4-4	0	100%	15	1	

2018	OPONENT	XP	%	FG	BLK	%	PTS	Fgs (Missed)
09/09	Houston	3-3	100%	2-2	0	100%	9	39,35
09/16	at Jacksonville	2-2	100%	2-3	0	67%	8	(54),29,46
09/23	at Detroit	1-1	100%	1-1	0	100%	4	36
09/30	Miami	5-5	100%	1-1	0	100%	8	20
10/04	Indianapolis	5-5	100%	1-1	0	100%	8	45
10/14	Kansas City	4-4	100%	5-5	0	100%	19	48,24,39,50,28
10/21	at Chicago	5-5	100%	1-1	0	100%	8	29
10/29	at Buffalo	1-1	100%	4-5	0	80%	13	25,40,38,(50),25
11/04	Green Bay	4-4	100%	1-1	0	100%	7	28
11/11	at Tennessee	1-1	100%	1-2	0	50%	4	52,(52)
11/25	at N.Y. Jets	3-3	100%	2-2	0	100%	9	34,32
12/02	Minnesota	3-3	100%	1-2	0	50%	6	20,(48)
12/09	at Miami	3-4	75%	2-3	0	67%	9	(42),32,22
12/16	at Pittsburgh	1-1	100%	1-1	0	100%	4	33
12/23	Buffalo	3-3	100%	1-1	0	100%	6	24
12/30	N.Y. Jets	5-5	100%	1-1	0	100%	8	38
2018 Totals	49-50	98%	27-32	0	84.4%	130	11	
01/13	L.A. Chargers	5-5	100%	2-2	0	100%	11	28,30
01/20	at Kansas City	4-4	100%	1-1	0	100%	7	47
02/03	L.A. Rams	1-1	100%	2-3	0	67%	7	(46),42,41
2018 Postseason	10-10	100%	5-6	0	83.3%	25	3	



LAWRENCE GUY



93 | DEFENSIVE LINE

HT: 6-4 | **WT:** 315 | **Born:** 3/17/1990 | **Exp. (NFL/Patriots):** 9/3
GP/GS (Playoffs): 96/49 (11/7) | **Acq:** UFA-BAL (17)
College: Arizona State | **Hometown:** Las Vegas, Nev.



CAREER TRANSACTIONS

Lawrence Guy was signed by New England as an unrestricted free agent from Baltimore on March 13, 2017 ... Originally drafted by Green Bay in the seventh round (233rd overall) of the 2011 NFL Draft ... Released by Green Bay (8/31/12) ... Signed by Green Bay to the practice squad (9/3/12) ... Signed by Indianapolis to the 53-man roster from the Green Bay practice squad (10/17/12) ... Released by Indianapolis (8/31/13) ... Signed by Indianapolis as a free agent (9/24/13) ... Released by Indianapolis (10/7/13) ... Claimed off waivers and awarded to San Diego from Indianapolis (10/8/13) ... Released by San Diego (9/23/14) ... Claimed off waivers and awarded to Baltimore from San Diego (9/24/13) ... Re-signed by Baltimore as an unrestricted free agent (3/19/15).

SEASONAL REVIEWS

2018 (16/15, 3/3)

- Played in all 16 regular-season contests with 15 starts and led the Patriots defensive line with a career-high 59 tackles, one sack and one forced fumble.
- Started all three playoff games and posted six tackles and a half-sack.
- Tied a season-high with six tackles and had a key fourth quarter forced fumble of RB Aaron Jones with the game tied at 17, leading to a Patriots touchdown on the ensuing possession during the victory vs. Green Bay (11/4).
- Finished with six tackles total in a starting role on the defensive line in the game at Pittsburgh (12/16).
- Started at defensive tackle and finished with three tackles while also adding his first sack of the season when he dropped QB Sam Darnold for a 9-yard loss in the win vs. the New York Jets (12/30).
- Started and made three tackles, while also adding a half-sack of QB Patrick Mahomes in the AFC Championship victory at Kansas City (1/20).
- Started at defensive tackle and made two tackles as part of a defensive unit that surrendered only three points in the Super Bowl LIII victory vs. the Los Angeles Rams (2/3).

2017 (16/15, 3/3)

- Played in all 16 regular-season games with 15 starts and registered 58 tackles, one sack and one pass defended. Also blocked a field goal.
- Started all three postseason contests and totaled 14 tackles and his first career postseason sack.
- Totaled four tackles in a reserve role at defensive end while also contributing on special teams in the season opener vs. Kansas City (9/7).
- Made his first start as a Patriot on the defensive line and

EXTRA POINTS

- In 2016, Lawrence and his wife lost a baby to a miscarriage and sought comfort from Now I Lay Me Down to Sleep, an organization that helped him and his wife heal from the loss of their unborn child.

"It's one of those stigmas that you want to keep to yourself," said Guy. "You don't want to share and this organization helps you pretty much heal and gives you the resources throughout the process."

In 2017, Guy took the opportunity to provide public support for Now I Lay Me Down to Sleep by donning the organization's logo and colors on one cleat during the "My Cause, My Cleats" initiative in November.

In 2018, Guy participated in "My Cause, My Cleats" again by supporting My Life, My Choice, which fights against human trafficking and Show Your Soft Side, an organization dedicated to helping stop the abuse of cats and dogs.

- Lawrence has overcome learning challenges associated with dyslexia and dyscalculia, which went undiagnosed until he arrived on campus at Arizona State. In a sit-down feature with ESPN, Lawrence chronicled his journey through the toughest obstacles he's faced off the field.

contributed with three tackles in the victory at New Orleans (9/17).

- Contributed with three tackles in the victory vs. Houston (9/24). Assisted on the tackle of RB Lamar Miller on third-and-1 late in the fourth quarter that prevented a Houston first down, forcing them to settle for a field goal and allowed the Patriots to gain possession down one score on their final game-winning touchdown drive.
- Started on the defensive line and contributed with five tackles, while also being a key contributor on special teams with a blocked first quarter field goal attempt by Nick Novak in the victory vs. L.A. Chargers (10/29).
- Started and finished with a season-high seven tackles, while adding his first sack as a Patriot when he took down QB Ben Roethlisberger for a 3-yard loss in the win at Pittsburgh (12/17).
- Started at defensive tackle and finished with six tackles total and a 5-yard sack of QB Blake Bortles in the AFC Championship victory vs. Jacksonville (1/21).
- Made the start at defensive tackle and contributed with six tackles in Super Bowl LII vs. Philadelphia (2/4).

2016 (16/10 – BALTIMORE)

- Played in all 16 regular-season games with 10 starts and finished with 28 tackles, one sack, one forced fumble and one fumble recovery.
- Registered three tackles and a sack in the win at Jacksonville (9/25).
- Posted one tackle and a forced fumble vs. Oakland (10/2).
- Had a season-high five tackles at N.Y. Giants (10/16).
- Notched one tackle and a fumble recovery vs. Cincinnati (11/27).

2015 (16/10 – BALTIMORE)

- Posted 46 tackles and 4½ sacks for the NFL's eighth-ranked defense (337.4 ypg).
- Started and posted seven tackles for a defense that allowed 86 rushing yards vs. Cincinnati (9/27).
- Notched a career-high two sacks and six tackles vs. Cleveland (10/11).
- Posted five tackles and added one sack at San Francisco (10/18).
- Blocked an extra point, one of an NFL-high five blocked kicks by Baltimore in 2015 (tied, Oakland), and posted one tackle in the win vs. St. Louis (11/22).
- Registered five tackles and a game-high 1½ sacks at Cincinnati (1/3).

2014 (3/0 – SAN DIEGO)

- Saw action in three games for the Chargers and did not accrue any statistics before being released on Sept. 23.

2014 (11/1, 2/0 – BALTIMORE)

- Joined Baltimore after being claimed off waivers on Sept. 24 and appeared in 11 regular-season games with one start and notched 16 tackles, one pass defended and one fumble recovery.
- Saw action in both postseason contests, contributing one tackle.
- Saw his first action as a Raven and netted one tackle at Indianapolis. (10/5).
- Recorded one tackle and his first-career fumble recovery in the victory vs. Tennessee (11/9).
- Started and posted six tackles in the 20-10 victory in the regular-season finale vs. Cleveland (12/28).

2013 (2/0 – INDIANAPOLIS)

- Went to training camp with Indianapolis and was released prior to the start of the regular season. Was re-signed to the active roster prior to the Week 3 contest. Played in two games, netting three tackles and one pass defended before being released on Oct. 7. Made four tackles, defended one pass and blocked a field goal.

- Registered three tackles and one pass defended vs. Seattle (10/6). Also blocked a field goal attempt that was returned 61 yards for a touchdown by Delano Howell.

2013 (10/0, 2/0 – SAN DIEGO)

- Joined San Diego on Oct. 8 after being claimed off waivers and appeared in 10 regular-season games and totaled 16 tackles and three passes defended.
- Appeared in two postseason contests as a reserve and posted two tackles.
- Netted two tackles and one pass defended that led to a Chargers interception return for a touchdown at Washington (11/3). Also blocked a Redskins field goal attempt.

2012 (9/2, 1/1 – INDIANAPOLIS)

- Started the year on Green Bay's practice squad before being added to the Indianapolis 53-man roster on Oct. 17.
- Played in nine regular-season games with two starts and contributed 18 tackles and his first-career sack.
- Started and played in his first-career postseason contest and tallied four tackles in the Wild Card game at Baltimore (1/6).
- Started and collected two tackles, including his first career sack in the regular-season finale vs. Houston (12/30).
- Started his first career game and posted eight tackles at Kansas City (12/23).

2011 (0/0, 0/0 – GREEN BAY)

- Placed on injured reserve on Sept. 3 due to an injury suffered during the preseason.

SEASONAL REVIEWS

- Totaled 122 tackles, including 23 tackles for a loss and eight sacks, in 35 games (31 starts) at Arizona State, becoming a three-time honorable mention All-Pac-10 selection (2008-10).
- Earned first-team Freshman All-America honors and the Bill Kajikawa Sun Devil Award (most outstanding freshman).

PERSONAL

- Attended Las Vegas Western High School, where he recorded 238 tackles, 30½ sacks and three fumble recoveries in three years.
- Totaled 102 tackles, 15½ sacks and one fumble recovery as a senior in 2007.
- Majored in education and sociology at Arizona State.
- Lawrence and wife, Andrea, have a daughter, Adriana, and a son, Lawrence Thomas Guy II.

LAWRENCE GUY STATISTICS

POS: DL HT: 6-4 WT: 315 LBS YEAR: 9TH ACQ: UFA (BAL)-17 COLLEGE: ARIZONA STATE BORN: 3/17/90

REGULAR SEASON DEFENSIVE STATISTICS

Year	Team	G/S	TACKLES					INTERCEPTIONS					MISCELLANEOUS						
			TT	UT	A	S	YDS	NO	YDS	AVG	LG	TD	PD	FF	FR	YDS	TD	SPT	
2011	Packers		Injured Reserve																
2012	Colts	9/2	18	12	6	1.0	8.0	0	0	0.0	0	0	0	0	0	0	0	0	0
2013	Colts	2/0	4	3	1	0.0	0.0	0	0	0.0	0	0	1	0	0	0	0	0	
2013	Chargers	10/0	16	9	7	0.0	0.0	0	0	0.0	0	0	3	0	0	0	0	0	
2014	Chargers	3/0	0	0	0	0.0	0.0	0	0	0.0	0	0	0	0	0	0	0	0	
2014	Ravens	11/1	16	2	14	0.0	0.0	0	0	0.0	0	0	1	0	1	0	0	0	
2015	Ravens	16/6	46	29	17	4.5	20.5	0	0	0.0	0	0	1	0	0	0	0	0	
2016	Ravens	16/10	28	14	14	1.0	9.0	0	0	0.0	0	0	0	1	1	0	0	0	
2017	Patriots	16/15	58	35	23	1.0	3.0	0	0	0.0	0	0	1	0	0	0	0	0	
2018	Patriots	16/15	59	25	34	1.0	9.0	0	0	0.0	0	0	0	1	0	0	0	0	
Totals – 8 Years		96/49	245	129	116	8.5	49.5	0	0	0.0	0	0	7	2	2	0	0	0	

Additional Statistics: Blocked Field Goals: (3); 1 vs. Seattle (10/6/13); 1 at Washington (11/3/13); 1 vs. L.A. Chargers (10/29/17). 1 Blocked Extra Point vs. St. Louis (11/22/15).

POSTSEASON DEFENSIVE STATISTICS

Year	Team	G/S	TACKLES					INTERCEPTIONS					MISCELLANEOUS						
			TT	UT	A	S	YDS	NO	YDS	AVG	LG	TD	PD	FF	FR	YDS	TD	SPT	
2011	Packers		Injured Reserve																
2012	Colts	1/1	4	2	2	0.0	0.0	0	0	0.0	0	0	0	0	1	0	0	0	
2013	Chargers	2/0	2	1	1	0.0	0.0	0	0	0.0	0	0	0	0	0	0	0	0	
2014	Ravens	2/0	1	0	1	0.0	0.0	0	0	0.0	0	0	0	0	0	0	0	0	
2017	Patriots	3/3	14	9	5	1.0	5.0	0	0	0.0	0	0	0	0	0	0	0	0	
2018	Patriots	3/3	6	3	3	0.5	1.5	0	0	0.0	0	0	0	0	0	0	0	0	
Totals – 6 Years		11/7	27	15	12	1.5	6.5	0	0	0.0	0	0	0	0	1	0	0	0	



DURON HARMON

21 | DEFENSIVE BACK

HT: 6-1 | **WT:** 205 | **Born:** 1/24/1991 | **Exp. (NFL/Patriots):** 7/7
GP/GS (Playoffs): 95/21 (16/6) | **Acq:** D3b-13 (91st)
College: Rutgers | **Hometown:** Magnolia, Del.

SUPER BOWLS: 14, 16, 18

CAREER TRANSACTIONS

Duron Harmon re-signed with the New England Patriots as an unrestricted free agent on March 10, 2017 ... Originally drafted by New England in the third round (91st overall) of the 2013 NFL Draft.

SEASONAL REVIEWS

2018 (16/6, 3/0)

- Played in all 16 regular-season contests with six starts and tallied a career-high 38 tackles and led the defense for the second straight season with four interceptions. Also recovered one fumble and defended four passes.
- Appeared as a reserve in all three playoff games, including the Super Bowl LIII victory over the L.A. Rams (2/3). Did not accrue any statistics.
- Contributed at safety with two tackles and recovered a

fumble in the third quarter that led to a Patriots touchdown on the ensuing possession in the game at Jacksonville (9/16).

- Started at safety in place of an injured Patrick Chung and finished with a season-high eight tackles at Detroit (9/23).
- Contributed in the secondary with three tackles, a pass defended and an interception of QB Patrick Mahomes in the end zone at the end of the first half that helped preserve a two-score lead for the Patriots in the victory vs. Kansas City (10/14).
- Made one tackle and added an interception late in the fourth quarter of QB Kirk Cousins off of a tipped pass in the end zone that helped seal the game for the Patriots in the victory vs. Minnesota (12/2). Also added a pass defended.
- Started in the nickel defense and made one tackle, while also being a key contributor on defense with two intercep-

EXTRA POINTS

- The Patriots were trailing the Atlanta Falcons, 21-3, at halftime of Super Bowl LI in Houston. During the break, Harmon helped inspire his teammates in the locker room by convincing them that they were going to orchestrate the greatest comeback in Super Bowl history.

"I knew," Harmon said. "You've got Tom Brady, the Michael Jordan of football, and you've got the greatest defense this year, man. The team that – we gave up fifteen points (per game). It's a tale of two halves. But I'm trying to tell you, when this defense needed to lock in and get the ball back to the offense, we did it, and that's a championship defense."

tions of QB Ben Roethlisberger in the game at Pittsburgh (12/16). Has notched five interceptions in five career regular season games against the Steelers.

2017 (16/3, 3/1)

- Named a co-captain for the first time in his career.
- Played in all 16 regular-season games with three starts - two as a nickelback and one at safety. Totaled 23 tackles, led the team with a career-high four interceptions and defended seven passes.
- Appeared in all three playoff contests with one start and registered six tackles, one interception and one pass defended.
- Started at safety and totaled two tackles, a pass defended and an interception of QB Deshaun Watson in the end zone on the final play that sealed the 36-33 victory vs. Houston (9/24).
- Contributed at safety and finished with a season-high four tackles while adding a pass defended in the victory vs. Atlanta (10/22).
- Recorded his second interception of the season when he picked off a deep pass from QB Derek Carr that was deflected by DB Jonathan Jones in the 33-8 victory at Oakland (11/19) in Mexico City. Also added one tackle and a pass defended.
- Contributed in a reserve role at defensive back and finished with one tackle, while adding a pass defended and his third interception of the season with under two minutes to play to help seal the game in the 35-17 win vs. Miami (11/26).
- Intercepted QB Ben Roethlisberger in the end zone after a deflection by DB Eric Rowe with nine seconds left to play to seal the 27-24 victory at Pittsburgh (12/17). Also added one tackle and a pass defended.
- Started at safety in the nickel defense and finished with five tackles, a second-quarter interception deep in Patriots territory he returned for 8 yards, and a pass defended in Super Bowl LII vs. Philadelphia (2/4).

HONORS & AWARDS

2017: Team Captain

THE CLOSER

Throughout his six NFL seasons, Duron Harmon has shown a knack for notching late-game interceptions. Of his 18 career picks, 12 have come in the fourth quarter, with six of those occurring during the final two minutes of the second half.

4TH QUARTER INTERCEPTIONS

Date	Opponent	Result
10/27/13	vs. MIA	W, 27-17
11/3/13	vs. PIT	W, 55-31
1/10/15	vs. BAL	W, 35-31*
9/10/15	vs. PIT	W, 28-21
10/29/15	vs. MIA	W, 36-7
9/18/16	vs. MIA	W, 31-24
1/14/17	vs. HOU	W, 34-16*
9/24/17	vs. HOU	W, 36-33
11/26/17	vs. MIA	W, 35-17
12/17/17	at PIT	W, 27-24
12/2/18	vs. MIN	W, 24-10
12/16/18	at PIT	L, 10-17

INTERCEPTIONS IN THE FINAL 2 MINUTES

Date	Opponent	Time Remaining
10/27/13	vs. MIA	0:55
01/10/15	vs. BAL	1:46*
9/18/16	vs. MIA	0:09
9/24/17	vs. HOU	0:03
11/26/17	vs. MIA	1:54
12/17/17	at PIT	0:09

* Playoff Game

HARMON INTERCEPTION NOTES:

Ten of 11 occurred in the 4th quarter.

- (12 of 18 including postseason)

Five of 15 occurred in the final two minutes of a game.

- (Six of 18 including postseason)

Five of 15 occurred in the end zone.

- (Four of 14 including postseason)

Eight of 15 occurred inside the Patriots red zone.

- (11 of 18 including postseason)

Twelve of 15 occurred inside the Patriots 35-yard line.

- (15 of 18 including postseason)

Five of 15 have occurred against Miami.

- (Four of five against Ryan Tannehill)

Ten of 15 have occurred against either Miami or Pittsburgh.

Ten of 15 have occurred at Gillette Stadium.

- (12 of 18 including postseason)

2016 (16/4, 3/3)

- Played in all 16 regular-season games with four starts in a nickel defense and tallied 27 total tackles, one interception, two passes defended, one forced fumble, two special teams tackles and one fumble recovery on special teams.
- Started all three playoff games in a nickel defense and to-

taled six tackles, one interception and one pass defended.

- Picked off QB Ryan Tannehill in the end zone with nine seconds to play to secure the win vs. Miami (9/18). Also had one tackle and one pass defended.
- Recovered a fumble forced by Brandon Bolden on a kickoff that set up a touchdown run by Jacoby Brissett in the first quarter of the win vs. Houston (9/22).
- Finished tied for second-highest on the team with a season-high six tackles in the win at San Francisco (11/20). Also forced a fumble in the first quarter.
- Picked off quarterback Brock Osweiler for a 31-yard return in the Divisional Round victory vs. Houston (1/14). Added one tackle and a pass defended in the win.

2015 (16/5, 2/2)

- Played in all 16 regular-season contests with five starts - two games (vs. TEN 12/20 and at NYJ 12/27) at safety in place of an injured Devin McCourty and three in nickel defense. Recorded 19 tackles, a career-high three interceptions, five passes defended and one special teams tackle.
- Started both playoff games at defensive back and registered one pass breakup.
- Started at defensive back as part of the nickel defense and registered his first interception of the season when he picked off Ben Roethlisberger in the season-opening win vs. Pittsburgh (9/10).
- Played in nickel situations and on special teams at Buffalo (9/20) and tallied an interception in his second straight game.
- Nabbed his third interception of the season vs. Miami (10/29) and made one tackle.
- Started at safety and recorded a season-high five tackles at N.Y. Jets (12/27).
- Contributed on special teams and defense, posting one tackle in the win vs. N.Y. (10/25).

2014 (16/0, 3/0)

- Played in all 16 regular-season games as a reserve and posted 12 tackles, one interception, one pass defended, one fumble recovery and one special teams tackle.
- Appeared in all three playoff contests as a sub and made one tackle, one interception and defended one pass.
- Recovered a fumble forced by Kyle Arrington in the win vs. Cincinnati (10/5), setting up a Patriots field goal.

- Played as part of the dime package in the win at Buffalo (10/12), posting a season-high three tackles.
- Recorded his first interception of the season when he picked off Ryan Tannehill and returned it 60 yards to the Dolphins 8-yard line in the win vs. Miami (12/14).
- Intercepted a Joe Flacco pass in the end zone with 1:39 left to preserve the Patriots 35-31 lead and ultimately clinch the AFC Divisional win vs. Baltimore (1/10). It was his first career postseason interception.

2013 (15/3, 2/0)

- Played in 15 regular-season games and made three starts, registering 30 tackles, two interceptions and four passes defended.
- Appeared as a reserve in both playoff contests.
- Was inactive at Buffalo (9/8).
- Played in his first NFL game, appearing mainly on special teams vs. N.Y. Jets (9/12). Also registered his first career tackle on defense.
- Intercepted his first career pass vs. Miami (10/27) late in the fourth quarter to help seal the win for New England.
- Came on in relief of Steve Gregory at safety vs. Pittsburgh (11/3) after Gregory left in the third quarter with a thumb injury and did not return. Made four tackles and intercepted a pass for the second straight game, returning the pick 42 yards that led to a Patriots touchdown two plays later.
- Made his first career start in place of injured Steve Gregory at safety at Carolina (11/18).
- Started his second consecutive game at safety vs. Denver (11/24) and compiled a career-high 11 tackles.
- Started the regular-season finale vs. Buffalo (12/29) in place of injured Devin McCourty and made three tackles.

COLLEGE

- Earned All-Big-East First Team honors as a junior and senior.
- Started 27-of-50 games in his college career.

PERSONAL

- Born Jan. 24, 1991.
- 2008 Gatorade State Player of the Year in Delaware.
- Duron and wife, Christine, have three sons, Chris, Dallas and Captain.
- Majored in labor studies at Rutgers.

DURON HARMON STATISTICS

POS: DB HT: 6-1 WT: 205 LBS YEAR: 7TH ACQ: D3b-13 (91ST) COLLEGE: RUTGERS BORN: 1/24/91

REGULAR SEASON DEFENSIVE STATISTICS

Year	Team	G/S	TACKLES					INTERCEPTIONS					MISCELLANEOUS					
			TT	UT	A	S	YDS	NO	YDS	AVG	LG	TD	PD	FF	FR	YDS	TD	SPT
2013	Patriots	15/3	30	23	7	0.0	0.0	2	44	22.0	42	0	4	0	0	0	0	0
2014	Patriots	16/0	12	8	4	0.0	0.0	1	60	60.0	60	0	1	0	1	0	0	1
2015	Patriots	16/5	19	13	6	0.0	0.0	3	50	16.7	30	0	5	0	0	0	0	1
2016	Patriots	16/4	27	22	5	0.0	0.0	1	0	0.0	0	0	2	1	1	0	0	2
2017	Patriots	16/3	23	16	7	0.0	0.0	4	12	3.0	12	0	7	0	0	0	0	0
2018	Patriots	16/6	38	32	6	0.0	0.0	4	0	0.0	0	0	4	0	1	0	0	0
Totals – 6 Years		95/21	149	114	35	0.0	0.0	15	166	11.1	60	0	23	1	3	0	0	4

Additional Statistics: 1 Special Teams Fumble Recovery vs. Houston (9/22/16).

POSTSEASON DEFENSIVE STATISTICS

Year	Team	G/S	TACKLES					INTERCEPTIONS					MISCELLANEOUS						
			TT	UT	A	S	YDS	NO	YDS	AVG	LG	TD	PD	FF	FR	YDS	TD	SPT	
2013	Patriots	2/0	0	0	0	0.0	0.0	0	0	0.0	0	0	0	0	0	0	0	0	0
2014	Patriots	3/0	1	1	0	0.0	0.0	1	0	0.0	0	0	1	0	0	0	0	0	
2015	Patriots	2/2	0	0	0	0.0	0.0	0	0	0.0	0	0	1	0	0	0	0	0	
2016	Patriots	3/3	6	3	3	0.0	0.0	1	31	31.0	0	0	1	0	0	0	0	0	
2017	Patriots	3/0	6	4	2	0.0	0.0	1	8	8.0	8	0	1	0	0	0	0	0	
2018	Patriots	3/0	0	0	0	0.0	0.0	0	0	0.0	0	0	0	0	0	0	0	0	
Totals – 6 Years		16/6	13	8	5	0.0	0.0	3	39	13.0	8	0	4	0	0	0	0	0	

HARMON'S CAREER GAME-BY-GAME

Year	Opponent	P/S	TT	UT	A	S	YDS	INT	YDS	PD	FF	FR	SPT
2013	Buffalo	p	1	1	0	-	-	-	-	-	-	-	-
09/08	at Buffalo	p	1	0	1	-	-	-	-	-	-	-	-
09/12	N.Y. Jets	p	1	1	0	-	-	-	-	-	-	-	-
09/22	Tampa Bay	p	1	0	1	-	-	-	-	-	-	-	-
09/29	at Atlanta	p	0	0	0	-	-	-	-	-	-	-	-
10/06	at Cincinnati	p	1	0	1	-	-	-	-	-	-	-	-
10/13	New Orleans	p	1	1	0	-	-	-	-	-	-	-	-
10/20	N.Y. Jets	p	1	1	0	-	-	1	-	-	-	-	-
10/27	Miami	p	0	0	0	-	1	2	1	-	-	-	-
11/03	Pittsburgh	p	4	3	1	-	1	42	1	-	-	-	-
11/18	at Carolina	S	3	2	1	-	-	-	-	-	-	-	-
11/24	Denver	S	11	8	3	-	-	-	-	-	-	-	-
12/01	at Houston	p	2	2	0	-	-	-	-	-	-	-	-
12/08	Cleveland	p	0	0	0	-	-	-	-	-	-	-	-
12/15	at Miami	p	0	0	0	-	-	-	-	-	-	-	-
12/22	at Baltimore	p	2	2	0	-	-	-	1	-	-	-	-
12/29	Buffalo	S	3	3	0	-	-	-	-	-	-	-	-
2013 Totals		15/3	30	23	7	0.0	0.0	2	44	4	0	0	0
01/11	Indianapolis	p	0	0	0	-	-	-	-	-	-	-	-
01/19	at Denver	p	0	0	0	-	-	-	-	-	-	-	-
2013 Postseason		2/0	0	0	0	0.0	0.0	0	0	0	0	0	0
2014													
09/07	at Miami	p	1	0	1	-	-	-	-	-	-	-	-
09/14	at Minnesota	p	1	0	1	-	-	-	-	-	-	-	-
09/21	Oakland	p	0	0	0	-	-	-	-	-	-	-	-
09/29	at Kansas City	p	2	2	0	-	-	-	-	-	-	-	-
10/05	Cincinnati	p	0	0	0	-	-	-	-	-	-	1	1
10/12	at Buffalo	p	3	2	1	-	-	-	-	-	-	-	-
10/16	N.Y. Jets	p	1	1	0	-	-	-	-	-	-	-	-
10/26	Chicago	p	1	1	0	-	-	-	-	-	-	-	-
11/02	Denver	p	0	0	0	-	-	-	-	-	-	-	-
11/16	at Indianapolis	p	0	0	0	-	-	-	-	-	-	-	-
11/23	Detroit	p	0	0	0	-	-	-	-	-	-	-	-
11/30	at Green Bay	p	0	0	0	-	-	-	-	-	-	-	-
12/07	at San Diego	p	1	1	0	-	-	-	-	-	-	-	-
12/14	Miami	p	0	0	0	-	1	60	1	-	-	-	-
12/21	N.Y. Jets	p	1	1	0	-	-	-	-	-	-	-	-
12/28	Buffalo	p	1	0	1	-	-	-	-	-	-	-	-
2014 Season		16/0	12	8	4	0.0	0.0	1	60	1	0	0	1


01/10	Baltimore	p	1	1	0	-	-	1	0	1	-	-	-
01/18	Indianapolis	p	0	0	0	-	-	-	-	-	-	-	-
02/01	Seattle	p	0	0	0	-	-	-	-	-	-	-	-
2014 Postseason		3/0	1	1	0	0.0	0.0	1	0	1	0	0	0
2015													
09/10	Pittsburgh	S	3	2	1	-	-	1	0	1	-	-	-
09/20	at Buffalo	p	0	0	0	-	-	1	20	1	-	-	-
09/27	Jacksonville	p	1	1	0	-	-	-	-	-	-	-	-
10/11	at Dallas	p	0	0	0	-	-	-	-	1	-	-	-
10/18	at Indianapolis	S	2	2	0	-	-	-	-	-	-	-	-
10/25	N.Y. Jets	p	1	1	0	-	-	-	-	-	-	-	-
10/29	Miami	p	1	0	1	-	-	1	30	2	-	-	-
11/08	Washington	p	1	0	1	-	-	-	-	-	-	-	-
11/15	at N.Y. Giants	p	1	1	0	-	-	-	-	-	-	-	-
11/23	Buffalo	p	0	0	0	-	-	-	-	-	-	-	-
11/29	at Denver	p	0	0	0	-	-	-	-	-	-	-	-
12/06	Philadelphia	S	3	3	0	-	-	-	-	-	-	-	-
12/13	at Houston	p	0	0	0	-	-	-	-	-	-	-	-
12/20	Tennessee	S	0	0	0	-	-	-	-	-	-	-	-
12/27	N.Y. Jets	S	5	3	2	-	-	-	-	-	-	-	1
01/03	at Miami	p	1	0	1	-	-	-	-	-	-	-	-
2015 Totals		16/5	19	13	6	0.0	0.0	3	50	5	0	0	1
01/16	Kansas City	S	0	0	0	-	-	-	-	1	-	-	-
01/24	at Denver	S	0	0	0	-	-	-	-	-	-	-	-
2015 Postseason		2/2	0	0	0	0.0	0.0	0	0	1	0	0	0
2016													
09/11	at Arizona	p	1	1	0	-	-	-	-	-	-	-	-
09/18	Miami	p	1	1	0	-	-	1	0	1	-	-	-
09/22	Houston	S	1	1	0	-	-	-	-	-	-	-	1
10/02	Buffalo	p	0	0	0	-	-	-	-	-	-	-	-
10/09	at Cleveland	p	1	1	0	-	-	-	-	-	-	-	-
10/16	Cincinnati	S	3	3	0	-	-	-	-	-	-	-	-
10/23	at Pittsburgh	p	2	0	2	-	-	-	-	-	-	-	-
10/30	at Buffalo	p	1	1	0	-	-	-	-	-	-	-	-
11/13	Seattle	S	2	1	1	-	-	-	-	-	-	-	-
11/20	at San Francisco	p	6	6	0	-	-	-	-	-	-	-	1
11/27	N.Y. Jets	p	0	0	0	-	-	-	-	-	-	-	-
12/04	Los Angeles	p	2	1	1	-	-	-	-	-	-	-	-

12/12	Baltimore	p	3	2	1	-	-	-	-	-	-	-	1
12/18	at Denver	p	1	1	0	-	-	-	-	-	-	-	-
12/24	N.Y. Jets	S	3	3	0	-	-	-	-	-	-	-	-
01/01	at Miami	p	0	0	0	-	-	-	-	-	-	-	1
2016 Totals			16/8	27	22	5	0.0	0.0	1	0	1	1	2
01/14	Houston	S	1	0	1	-	-	1	31	1	-	-	-
01/22	Pittsburgh	S	2	0	2	-	-	-	-	-	-	-	-
02/05	Atlanta	S	3	3	0	-	-	-	-	-	-	-	-
2016 Postseason			3/3	6	3	3.0	0.0	0.0	1	31	1	0	0

2017	OPPONENT	P/S	TT	UT	A	S	YDS	INT	YDS	PD	FF	FR	SPT
09/07	Kansas City	S	0	0	0	-	-	-	-	-	-	-	-
09/17	at New Orleans	S	3	2	1	-	-	-	-	-	-	-	-
09/24	Houston	S	2	2	0	-	-	1	12	1	-	-	-
10/01	Carolina	p	2	2	0	-	-	-	-	-	-	-	-
10/05	at Tampa Bay	p	1	0	1	-	-	-	-	1	-	-	-
10/15	at N.Y. Jets	p	3	2	1	-	-	-	-	1	-	-	-
10/22	Atlanta	p	4	1	3	-	-	-	-	1	-	-	-
10/29	L.A. Chargers	p	0	0	0	-	-	-	-	-	-	-	-
11/12	at Denver	p	2	2	0	-	-	-	-	-	-	-	-
11/19	at Oakland	p	1	1	0	-	-	1	0	1	-	-	-
11/26	Miami	p	1	1	0	-	-	1	0	1	-	-	-
12/03	at Buffalo	p	0	0	0	-	-	-	-	-	-	-	-
12/11	at Miami	p	1	1	0	-	-	-	-	-	-	-	-
12/17	at Pittsburgh	p	1	1	0	-	-	1	0	1	-	-	-
12/24	Buffalo	p	2	1	1	-	-	-	-	-	-	-	-
12/31	N.Y. Jets	p	0	0	0	-	-	-	-	-	-	-	-
2017 Totals			16/3	23	16	7	0.0	0.0	4	12	7	0	0

01/13	Tennessee	p	0	0	0	-	-	-	-	-	-	-	-
01/21	Jacksonville	p	1	1	-	-	-	-	-	-	-	-	-
02/04	Philadelphia	S	5	3	2	-	-	-	1	8	1	-	-
2017 Postseason			3/1	6	4	2	0.0	0.0	1	8	1	0	0

2018	OPPONENT	P/S	TT	UT	A	S	YDS	INT	YDS	PD	FF	FR	SPT
09/09	Houston	p	3	2	1	-	-	-	-	-	-	-	-
09/16	at Jacksonville	p	2	2	0	-	-	-	-	-	-	1	-
09/23	at Detroit	S	8	7	1	-	-	-	-	-	-	-	-
09/30	Miami	p	0	0	0	-	-	-	-	-	-	-	-
10/04	Indianapolis	p	2	1	1	-	-	-	-	-	-	-	-
10/14	Kansas City	p	3	3	0	-	-	-	1	0	1	-	-
10/21	at Chicago	S	1	1	0	-	-	-	-	-	-	-	-
10/29	at Buffalo	p	0	0	0	-	-	-	-	-	-	-	-
11/04	Green Bay	p	3	2	1	-	-	-	-	-	-	-	-
11/11	at Tennessee	S	3	3	0	-	-	-	-	-	-	-	-
11/25	at N.Y. Jets	p	5	4	1	-	-	-	-	-	-	-	-
12/02	Minnesota	p	1	1	0	-	-	-	1	0	1	-	-
12/09	at Miami	S	2	2	0	-	-	-	-	-	-	-	-
12/16	at Pittsburgh	S	1	1	0	-	-	-	2	0	2	-	-
12/23	Buffalo	p	1	1	0	-	-	-	-	-	-	-	-
12/30	N.Y. Jets	S	3	2	1	-	-	-	-	-	-	-	-
2018 Totals			16/6	38	32	6	0.0	0.0	4	0	4	0	1
01/13	L.A. Chargers	p	0	0	0	-	-	-	-	-	-	-	-
01/20	at Kansas City	p	0	0	0	-	-	-	-	-	-	-	-
02/03	at L.A. Rams	p	0	0	0	-	-	-	-	-	-	-	-
2018 Postseason			0	0	0	0.0	0.0	0.0	0	0	0	0	0



MAURICE HARRIS



82 | WIDE RECEIVER

HT: 6-3 | **WT:** 205 | **Born:** 11/11/1992 | **Exp. (NFL/Patriots):** 4/1
GP/GS (Playoffs): 28/7 (0/0) | **Acq:** FA-19
College: California | **Hometown:** Greensboro, N.C.

CAREER TRANSACTIONS

Maurice Harris was signed by the New England Patriots as a free agent on March 15, 2019 ... Originally signed by Washington as a rookie free agent on May 4, 2016 ... Released by Washington (9/3/16) ... Signed by Washington to the practice squad (9/4/16) ... Signed by Washington to the 53-man roster from the practice squad (10/21/16) ... Released by Washington (9/2/17) ... Signed by Washington to the practice squad (9/3/17) ... Signed by Washington to the 53-man roster from the practice squad (11/11/17).

SEASONAL REVIEWS

2018 (12/7 – WASHINGTON)

- Played in 12 games with seven starts and totaled 28 receptions for 304 yards and two rushing attempts for 10 yards. Also returned three punts for 11 yards.
- Was inactive for four games due to injury.
- Made his first career start at New Orleans (10/8) and caught three passes for 47 yards.
- Posted career highs with 10 receptions and 124 yards vs. Atlanta (11/4).

2017 (6/0 – WASHINGTON)

- Began the season on the Redskins practice squad before being added to the 53-man roster on Nov. 11.
- Played in six games as a reserve and caught four passes for 62 yards and one touchdown. Also returned three kick-

SINGLE-GAME CAREER HIGHS

REGULAR SEASON:

Receptions:	10	vs. Atlanta (11/4/18)
Receiving Yards:	124	vs. Atlanta (11/4/18)
Receiving TDs:	1	vs. Minnesota (11/12/17)
Longest Reception:	42	at New Orleans (10/8/18)

offs for 71 yards and fair caught one punt.

- Was inactive at L.A. Chargers (12/10) and vs. Denver (12/24) due to injury.
- Caught two passes for 50 yards and his first career touchdown - a 36-yard score - in his season debut vs. Minnesota (11/12).

2016 (10/0 – WASHINGTON)

- Started the season on the Redskins practice squad before being signed to the 53-man roster on Oct. 21.
- Played in 10 games as a reserve and totaled eight receptions for 66 yards. Also returned three kickoffs for 47 yards.

COLLEGE

- Played collegiately at Cal from 2012-15, appearing in 46 career games with 14 starts. Totaled 81 receptions for 1,009 yards and 10 touchdowns.

- Posted 40 receptions for 558 yards and six touchdowns in 13 games with seven starts as a senior in 2015.
- Played in 12 games with six starts as a junior and totaled 25 receptions for 252 yards and two touchdowns.
- Tallied seven receptions for 100 yards in 10 games as a sophomore in 2013.
- Appeared in seven games as a redshirt freshman in 2012.

PERSONAL

- Attended Northern Guilford High School in Greensboro, N.C., where he played wide receiver and cornerback and led the 3-A Mid-State League with 54 receptions for 1,104 yards and 12 touchdowns and 10 interceptions as a senior. Earned Prepstar and SuperPrep all-region honors for his efforts.
- Cousin of L.A. Chargers wide receiver Keenan Allen.
- Majored in African American studies at Cal.

MAURICE HARRIS STATISTICS

POS: WR HT: 6-3 WT: 205 LBS YEAR: 4TH ACQ: FA-19 COLLEGE: CALIFORNIA BORN: 11/11/92

REGULAR SEASON OFFENSIVE STATISTICS

Year	Team	G/S	RECEIVING				RUSHING				KICK RETURNS				PUNT RETURNS								
			NO	YDS	AVG	LG	TD	NO	YDS	AVG	LG	TD	NO	YDS	AVG	LG	TD	NO	FC	YDS	AVG	LG	TD
2016	Redskins	10/0	8	66	8.3	15	0	0	0	0.0	0	0	3	47	15.7	26	0	0	0	0	0.0	0	0
2017	Redskins	6/0	4	62	15.5	36t	1	0	0	0.0	0	0	3	71	23.7	34	0	0	1	0	0.0	0	0
2018	Redskins	12/7	28	304	10.9	42	0	2	10	5.0	6	0	0	0	0.0	0	0	3	3	11	3.7	6	0
Totals – 3 Years		28/7	40	432	10.8	42	1	2	10	5.0	6	0	6	118	19.7	34	0	3	4	11	2.7	6	0

HARRIS' CAREER GAME-BY-GAME

2016	OPPONENT	P/S	RECEIVING				RUSHING				KICK RETURNS				PUNT RETURNS								
			NO	YDS	AVG	LG	TD	NO	YDS	AVG	LG	TD	NO	YDS	AVG	LG	TD	NO	FC	YDS	AVG	LG	TD
			Signed to 53-man roster (10/21)																				
10/23	at Denver	p	-	-	-	-	-	-	-	-	-	-	-	-	-	-	-	-	-	-	-	-	-
10/30	at Cincinnati	p	-	-	-	-	-	-	-	-	-	-	1	17	17.0	17	0	-	-	-	-	-	-
11/13	Minnesota	p	3	28	9.3	15	0	-	-	-	-	-	-	-	-	-	-	-	-	-	-	-	-
11/20	Green Bay	p	1	14	14.0	14	0	-	-	-	-	-	-	-	-	-	-	-	-	-	-	-	-
11/24	at Dallas	p	2	11	5.5	6	0	-	-	-	-	-	-	-	-	-	-	-	-	-	-	-	-
12/04	at Arizona	p	1	-2	-2.0	-2	0	-	-	-	-	-	2	30	15.0	26	0	-	-	-	-	-	-
12/11	at Philadelphia	p	-	-	-	-	-	-	-	-	-	-	-	-	-	-	-	-	-	-	-	-	-
12/19	Carolina	p	-	-	-	-	-	-	-	-	-	-	-	-	-	-	-	-	-	-	-	-	-
12/24	at Chicago	p	-	-	-	-	-	-	-	-	-	-	-	-	-	-	-	-	-	-	-	-	-
01/01	N.Y. Giants	p	1	15	15.0	15	0	-	-	-	-	-	-	-	-	-	-	-	-	-	-	-	-
2016 Totals			10/0	8	66	8.3	15	0	0	0.0	0	0	0	3	47	15.7	26	0	0	0	0	0.0	0

2017	OPPONENT	P/S	RECEIVING				RUSHING				KICK RETURNS				PUNT RETURNS								
			NO	YDS	AVG	LG	TD	NO	YDS	AVG	LG	TD	NO	YDS	AVG	LG	TD	NO	FC	YDS	AVG	LG	TD
			Signed to 53-man roster (11/11)																				
11/12	Minnesota	p	2	50	25.0	36t	1	-	-	-	-	-	1	24	24.0	24	0	-	-	-	-	-	-
11/19	at New Orleans	p	-	-	-	-	-	-	-	-	-	-	-	-	-	-	-	-	0	1	0	0.0	0
11/23	N.Y. Giants	p	2	12	6.0	7	0	-	-	-	-	-	-	-	-	-	-	-	-	-	-	-	-
11/30	at Dallas	p	-	-	-	-	-	-	-	-	-	-	1	13	13.0	13	0	-	-	-	-	-	-
12/07	at L.A. Chargers		Inactive																				
12/17	Arizona	p	-	-	-	-	-	-	-	-	-	-	1	34	34.0	34	0	-	-	-	-	-	-
12/24	Denver		Inactive																				
12/31	at N.Y. Giants	p	-	-	-	-	-	-	-	-	-	-	-	-	-	-	-	-	-	-	-	-	-
2017 Totals			6/0	4	62	15.5	36t	1	0	0.0	0	0	3	71	23.7	34	0	0	1	0	0.0	0	0

2018	OPPONENT	P/S	RECEIVING				RUSHING				KICK RETURNS				PUNT RETURNS									
			NO	YDS	AVG	LG	TD	NO	YDS	AVG	LG	TD	NO	YDS	AVG	LG	TD	NO	FC	YDS	AVG	LG	TD	
09/09	at Arizona		Inactive																					
09/16	Indianapolis		Inactive																					
09/23	Green Bay	p	-	-	-	-	-	-	-	-	-	-	-	-	-	-	-	-	-	-	-	-	-	
10/08	at New Orleans	S	3	47	15.7	42	0	-	-	-	-	-	-	-	-	-	-	-	-	-	-	-	-	
10/14	Carolina	p	3	13	4.3	13	0	1	6	6.0	6	0	-	-	-	-	-	-	-	-	-	-	-	
10/21	Dallas	p	3	22	7.3	10	0	-	-	-	-	-	-	-	-	-	-	-	-	-	-	-	-	
10/28	at N.Y. Giants	p	2	20	10.0	16	0	-	-	-	-	-	-	-	-	-	-	-	-	-	-	-	-	
11/04	Atlanta	S	10	124	12.4	33	0	-	-	-	-	-	-	-	-	-	-	-	-	-	-	-	-	
11/11	at Tampa Bay	p	5	52	10.4	20	0	1	4	4.0	4	0	-	-	-	-	-	-	-	-	-	-	-	
11/18	Houston	S	1	13	13.0	13	0	-	-	-	-	-	-	-	-	-	-	-	-	-	-	-	-	
11/22	at Dallas	S	-	-	-	-	-	-	-	-	-	-	-	-	-	-	-	-	-	-	-	-	-	
12/03	at Philadelphia	S	-	-	-	-	-	-	-	-	-	-	-	-	-	-	-	0	1	0	0.0	0	0	
12/09	N.Y. Giants	S	-	-	-	-	-	-	-	-	-	-	-	-	-	-	-	-	-	-	-	-	-	
12/16	at Jacksonville	S	1	13	13.0	13	0	-	-	-	-	-	-	-	-	-	-	3	2	11	3.7	6	0	
12/22	at Tennessee		Inactive																					
12/30	Philadelphia		Placed on injured reserve (12/28)																					
2018 Totals			12/7	28	304	10.8	42	0	2	10	5.0	6	0	0	0	0.0	0	0	3	3	11	3.7	6	0



TRENT HARRIS

 **45** | DEFENSIVE LINE

HT: 6-2 | **WT:** 255 | **Born:** 9/17/1995 | **Exp. (NFL/Patriots):** 1/2
GP/GS (Playoffs): 0/0 (0/0) | **Acq:** FA-18
College: Miami (Fla.) | **Hometown:** Winter Park, Fla.

 **SUPER BOWLS:** 18

CAREER TRANSACTIONS

Trent Harris was signed by the New England Patriots to the practice squad on Sept. 2, 2018 ... Originally signed by New England as a rookie free agent (5/11/18) ... Released by New England (9/1/18).

SEASONAL REVIEWS

2018 (0/0, 0/0)

- Went to training camp with New England and was released prior to the start of the regular season.
- Spent his rookie season on the Patriots practice squad.

COLLEGE

- Played in 44 games over four years at Miami and registered 126 tackles, 15 sacks, three passes defended, three

fumble recoveries and one forced fumble.

- Led the team with 8½ sacks and earned third-team All-ACC honors as a senior in 2017.
- Finished sixth on the team with a career-high 49 tackles as a sophomore in 2015.

PERSONAL

- Registered 69 tackles and 14 sacks as a senior at Winter Park (Fla.) High School in 2013.
- Posted 50 tackles and 11 sacks as junior in 2012.
- Harris was roommates with Patriots WR Braxton Berrios and OL Tyler Gauthier for a year while at Miami.
- Chose Miami over offers from Alabama, Florida, Florida State, Georgia, Ohio State, Tennessee and Wisconsin.



DONT'A HIGHTOWER

 **54** | LINEBACKER

HT: 6-3 | **WT:** 260 | **Born:** 3/12/1994 | **Exp. (NFL/Patriots):** 8/8
GP/GS (Playoffs): 87/84 (15/15) | **Acq:** D1b-12 (25th)
College: Alabama | **Hometown:** Lewisburg, Tenn.

 **PRO BOWLS:** 16

 **SUPER BOWLS:** 14, 16, 18

PRONOUNCED don-TAY

CAREER TRANSACTIONS

Dont'a Hightower was re-signed by the New England Patriots as an unrestricted free agent on March 16, 2017 ... Originally drafted by New England in the first round (25th overall) of the 2012 NFL Draft.

SEASONAL REVIEWS

2018 (15/15, 3/3)

- Started all 15 regular-season games he appeared in and totaled 48 tackles, one sack, one fumble recovery, one interception, one pass defended and blocked one punt.
- Started all three postseason contests and posted six tackles, two sacks and one pass defended en route to victory over the L.A. Rams (2/3) in Super LIII.
- Was inactive due to injury at Buffalo (10/29).
- Started at linebacker and contributed with two tackles as well as a fumble recovery on a mishandled handoff by QB Deshaun Watson on the Texans opening offensive drive that led to a Patriots touchdown on the ensuing possession of the season-opening victory vs. Houston (9/9).

- Started and finished with two tackles and a first-quarter interception of QB Patrick Mahomes that was returned 27 yards to the Chiefs 4-yard line in the victory vs. Kansas City (10/14). The Patriots scored a touchdown on the ensuing play to take the lead.

- Started at linebacker and was a key contributor with four tackles, while also making an impact on special teams where he blocked a third-quarter punt that was returned 29 yards for a touchdown by LB Kyle Van Noy in the victory at Chicago (10/21). It was the first blocked punt returned for a touchdown by the Patriots since 1996. He was named AFC Special Teams Player of the Week for his efforts.

- Made the start at linebacker and finished with two tackles, while also adding a first quarter sack of QB Ryan Tannehill for a 9-yard loss in the game at Miami (12/9).

- Started at linebacker and was a key contributor defensively as part of a unit that surrendered only three points in the Super Bowl LIII victory vs. the Los Angeles Rams (2/3). Finished with two tackles, two sacks of QB Jared Goff for a total of 15 yards lost and a pass defended in the win.

EXTRA POINTS

- Hightower first drew recognition his sophomore year of high school when the team's starting running back quit the team. In the last four games of the season, Hightower rushed for over 1,000 yards and seven touchdowns. After growing to 6'2" prior to his junior year, Hightower was moved to linebacker and tight end. He collected 98 tackles, two sacks, and seven forced fumbles at LB; at TE, he caught 18 passes for 253 yards and four touchdowns. Having grown to 6'3" as a senior, Hightower again switched positions, playing defensive end. After recording 168 tackles (14 for loss), five forced fumbles, five interceptions and four fumble recoveries, he was named 3A Mr. Football Lineman of the Year and Defensive Most Valuable Player in 2007.
- Hightower and Russell Maryland (two national championships at University of Miami and three Super Bowl Championships with Dallas) are the only two players in NFL history with multiple national championships and Super Bowl titles.

2017 (5/5, 0/0)

- Named a co-captain for the second-consecutive season.
- Started all five regular-season games he appeared in and totaled 14 tackles and two sacks before suffering a season-ending injury and being placed on injured reserve on Nov. 7.
- Was inactive at New Orleans (9/17), vs. Houston (9/24) and vs. L.A. Chargers (10/29) due to injury.
- Started at defensive end in the nickel defense and totaled two tackles before exiting the game in the third quarter due to injury vs. Kansas City (9/7).
- Started at linebacker and contributed with two tackles while adding a sack of QB Cam Newton for a 12-yard loss vs. Carolina (10/1).
- Made the start at linebacker and tied for the team lead with seven tackles while also adding a sack of QB Josh McCown for a 7-yard loss in the win at N.Y. Jets (10/15).
- Started at linebacker and finished with one tackle before exiting the game in the fourth quarter due to injury in the win vs. Atlanta (10/22).

2016 (13/13, 3/3)

- Named a co-captain for the first time.
- Selected to his first career Pro Bowl.
- Started all 13 regular-season games he played in and registered 65 tackles, 2½ sacks, two passes defended, a forced fumble and one safety.
- Started all three playoff contests and totaled 13 tackles, one sack and one forced fumble.

HONORS & AWARDS

2018: AFC Special Teams Player of the Week (Week 7)

2017: Team Captain, AFC Special Teams Player of the Week (Week 7)

2016: Team Captain, Pro Bowl, Associated Press All Pro Second Team, PFWA All-AFC Team, AFC Defensive Player of the Week (Week 6)

MR. FEBRUARY

Hightower has made two Super-Bowl altering plays during his career and was part of a record-setting performance in another.

- In Super Bowl XLIX vs. Seattle, Hightower made a crucial tackle on Seahawks RB Marshawn Lynch at the 1-yard line the play before CB Malcolm Butler intercepted Seattle QB Russell Wilson to seal the victory in the waning moments.
- New England trailed the Atlanta Falcons, 28-12, midway through the fourth quarter when Hightower strip-sacked Falcons QB Matt Ryan at the Atlanta 25-yard line. The fumble was recovered by the Patriots and the turnover led to a touchdown that helped spark the record comeback in Super Bowl LI.
- Led a defensive unit in the Super Bowl LIII win over the L.A. Rams (2/3/19). Hightower recorded two sacks and a pass defended as part of a stifling defense that became the second team in Super Bowl history to hold its opponent to just three points.

- Was inactive due to injury vs. Miami (9/18), vs. Houston (9/22) and vs. N.Y. Jets (12/24).
- Notched two double-digit tackle games in 2016:
 - Week 6 vs. Cincinnati (13)
 - Week 10 vs. Seattle (10)
- Sacked QB Andy Dalton in the end zone for an 8-yard loss and safety in the win vs. Cincinnati (10/16). Also led the team with 13 total tackles and was named AFC Defensive Player of the Week for his Week 6 performance.
- Finished with a team-leading 10 total tackles to mark his 15th career 10-plus tackle game vs. Seattle (11/13).
- Led the team with eight total tackles in the Divisional Round victory vs. Houston (1/14).
- Totaled two tackles and had a key third-down strip-sack of Atlanta quarterback Matt Ryan with less than 10 minutes to play in regulation of Super Bowl LI (2/5) that led to a Patriots scoring drive that cut the team's deficit to one possession and aided their 25-point comeback victory.

2015 (12/12, 2/2)

- Started all 12 regular-season games he played in and recorded 62 tackles, 3½ sacks, two passes defended and one fumble recovery.
- Started both postseason contests and registered 12 tackles, two passes defended and one fumble recovery.
- Was inactive for four games due to injury.
- Posted a season-high 13 tackles and a half-sack at Buffalo (9/20).
- Recorded four tackles and a nine-yard sack on Brandon Weeden in the win at Dallas (10/11) before leaving the game with an injury.
- Returned to action after missing the previous game due to injury and finished with 10 solo tackles and recovered a fumble after Chandler Jones strip-sacked Ryan Fitzpatrick in the first quarter of the win vs. the New York Jets (10/25).
- Recorded three tackles before leaving the game with a knee injury in the second quarter at Denver (11/29).

- Returned to action after missing two games with an injury and recorded two tackles and one pass defended, before leaving the game in the third quarter with a knee injury in the win vs. Tennessee (12/20).

2014 (12/12, 3/3)

- Started all 12 regular-season games he played in and finished second on the team with 92 tackles, a career-high six sacks, two passes defended and one forced fumble. Took over the defensive communication role after Jerod Mayo was lost for the season due to injury in October.
- Started all three playoff games and compiled 16 tackles.
- Was inactive vs. Cincinnati (10/5), at Buffalo (10/12), at San Diego (12/7) and vs. Buffalo (12/28) due to injury.
- Recorded his first career two-sack game in the win at Minnesota (9/14), taking down Matt Cassel twice for a total loss of 22 yards. Also posted eight tackles.
- Returned from injury to start at linebacker and played every defensive snap in the win vs. N.Y. Jets (10/16), finishing with a season-high 13 tackles and one sack.
- Posted 10 tackles, including three for losses, and one sack for a loss of 9 yards at Green Bay (11/30).
- Returned from injury to start at linebacker and played every defensive snap in the win vs. Miami (12/14), finishing with eight tackles, a half-sack and his first career forced fumble.
- Played every defensive snap and led the team with 11 tackles and one sack for a 10-yard loss in the win at N.Y. Jets (12/21).
- Posted eight tackles, including two for losses, in the AFC Divisional win vs. Baltimore (1/10).
- Started at linebacker and played every defensive snap in the Super Bowl XLIX win vs. Seattle (2/1), finishing with five tackles. Stopped Marshawn Lynch at the 1-yard line with one minute left to play in the game, preventing a go-ahead touchdown. Malcolm Butler intercepted Russell Wilson on the next play to seal the 28-24 win.

2013 (16/14, 2/2)

- Played in all 16 regular-season games with 14 starts and led the team with 137 tackles, one sack and three passes defended.
- Finished first on the team with seven double-digit tackle performances.
- Started both playoff games and compiled 16 tackles and his first career interception.
- Took over defensive play-calling duties after Jerod Mayo was placed on injured reserve.
- Registered a career-high 16 tackles at N.Y. Jets (10/20).
- Posted 10 stops vs. Miami (10/27). Also registered his first sack of the season, a 9-yard loss on third down that led to a missed field goal.

- Achieved double-digit tackle totals for the fifth time, with 14 tackles vs. Cleveland (12/8). Eclipsed 100 tackles on the season for the first time.
- Posted six tackles at Baltimore (12/22) and defended a first quarter pass that was intercepted by teammate Logan Ryan and led to a Patriots touchdown.

- Led the defense with eight tackles and made his first career interception in the Divisional Playoff victory vs. Indianapolis (1/1).

2012 (14/13, 2/2)

- Earned the starting linebacker job out of training camp and went on to appear in 14 games with 13 starts, compiling 75 tackles, four sacks, three passes defended and two fumble recoveries - one of which he returned for a touchdown in his first NFL game at Tennessee (9/9).
- Started both playoff games and accumulated six tackles.
- Was inactive due to injury at Seattle (10/14) and vs. Denver (10/7).
- Tallied a career-high 10 tackles and defended one pass vs. San Francisco (12/16).
- Compiled seven tackles and a key third-down sack in the fourth quarter of the win at Jacksonville (12/23).
- Finished with four tackles and a key third-quarter fumble recovery on the Patriots' goal line to preserve the shutout in the win vs. Miami (12/30).

COLLEGE

- Was one of two true freshmen to start for the Crimson Tide in 2008 and earned Freshman All-America honors, as he finished fourth on the team with 64 tackles (26 solos) with 2½ stops for loss, a pair of fumble recoveries and one forced fumble.
- Granted a medical redshirt in 2009 after being limited to just four games due to a knee injury.
- Started 42-of-44 games at Alabama - 26 at weak-side linebacker and 16 at middle linebacker.
- Recorded 234 tackles (101 solos), including five sacks for minus 30 yards, 21 stops for losses of 67 yards and 25 quarterback pressures. Also had a pair of forced fumbles, two fumble recoveries, seven pass deflections, a 29-yard interception return and a blocked kick.
- A finalist for the Chuck Bednarik, Butkus and Lombardi Awards, Hightower was a consensus All-America and unanimous All-SEC first-team selection in 2011.

PERSONAL

- Born Qualin Dont'a Hightower on March 12, 1990.
- Majored in general studies at Alabama.

DONT'A HIGHTOWER STATISTICS

POS: LB HT: 6-3 WT: 260 LBS YEAR: 8TH ACQ: D1b-12 (25TH) COLLEGE: ALABAMA BORN: 3/12/90

REGULAR SEASON DEFENSIVE STATISTICS

Year	Team	G/S	TACKLES					INTERCEPTIONS					MISCELLANEOUS					
			TT	UT	A	S	YDS	NO	YDS	AVG	LG	TD	PD	FF	FR	YDS	TD	SPT
2012	Patriots	14/13	75	51	24	4.0	21.0	0	0	0.0	0	0	3	0	2	6t	1	0
2013	Patriots	16/14	137	85	52	1.0	9.0	0	0	0.0	0	0	3	0	0	0	0	
2014	Patriots	12/12	92	69	23	6.0	50.5	0	0	0.0	0	0	2	1	0	0	0	
2015	Patriots	12/12	62	53	9	3.5	26.5	0	0	0.0	0	0	2	0	1	0	0	
2016	Patriots	13/13	65	31	34	2.5	21.5	0	0	0.0	0	0	2	1	0	0	0	
2017	Patriots	5/5	14	12	2	2.0	19.0	0	0	0.0	0	0	0	0	0	0	0	
2018	Patriots	15/15	48	24	24	1.0	9.0	1	27	27.0	27	0	1	0	1	0	0	
Totals – 7 Years		87/84	493	325	168	20.0	156.0	1	27	27.0	27	0	13	2	4	6	1	0

Additional Statistics: Safety vs. Cincinnati (10/16/16); 6-yard Fumble Return for TD at Tennessee (9/9/12). 1 Blocked Punt at Chicago (10/21/18).

POSTSEASON DEFENSIVE STATISTICS

Year	Team	G/S	TACKLES					INTERCEPTIONS					MISCELLANEOUS					
			TT	UT	A	S	YDS	NO	YDS	AVG	LG	TD	PD	FF	FR	YDS	TD	SPT
2012	Patriots	2/2	6	4	2	0.0	0.0	0	0	0.0	0	0	0	0	0	0	0	0
2013	Patriots	2/2	16	10	6	0.0	0.0	1	3	3.0	3	0	1	0	0	0	0	
2014	Patriots	3/3	16	10	6	0.0	0.0	0	0	0.0	0	0	0	0	0	0	0	
2015	Patriots	2/2	12	7	5	0.0	0.0	0	0	0.0	0	0	2	0	1	0	0	
2016	Patriots	3/3	13	9	4	1.0	11.0	0	0	0.0	0	0	1	0	0	0	0	
2017	Patriots	0/0	Injured Reserve															
2018	Patriots	3/3	6	5	1	2.0	15.0	0	0	0.0	0	0	1	0	0	0	0	
Totals – 7 Years		15/15	69	45	24	3.0	26.0	1	3	3.0	3	0	4	1	1	0	0	0

HIGHTOWER'S CAREER GAME-BY-GAME

Year	OPPONENT	P/S	TT	UT	A	S	YDS	INT	YDS	PD	FF	FR	SPT
2012	Tennessee	S	5	5	0	-	-	-	-	1	-	-	-
09/16	Arizona	S	8	5	3	-	-	-	-	-	-	-	-
09/23	Baltimore	S	6	5	1	-	-	-	-	-	-	-	-
09/30	Buffalo	S	2	2	0	1.0	0.0	-	-	-	-	-	-
10/07	Denver		Inactive										
10/14	Seattle		Inactive										
10/21	N.Y. Jets	p	9	6	3	1.0	10.0	-	-	-	-	-	-
10/28	St. Louis	S	4	1	3	-	-	-	-	-	-	-	-
11/11	Buffalo	S	5	3	2	-	-	-	-	-	-	-	-
11/18	Indianapolis	S	2	1	1	-	-	-	1	-	-	-	-
11/22	at N.Y. Jets	S	4	3	1	1.0	6.0	-	-	-	-	-	-
12/02	at Miami	S	2	1	1	-	-	-	-	-	-	-	-
12/10	Houston	S	7	5	2	-	-	-	-	-	-	-	-
12/16	San Francisco	S	10	7	3	-	-	-	1	-	-	-	-
12/23	at Jacksonville	S	7	5	2	1.0	5.0	-	1	-	-	-	-
12/30	Miami	S	4	2	2	-	-	-	-	1	-	-	-
2012 Totals		14/13	75	51	24	4.0	21.0	0	0	3	0	2	0
01/13	Houston	S	3	2	1	-	-	-	-	-	-	-	-
01/20	Baltimore	S	3	2	1	-	-	-	-	-	-	-	-
2012 Postseason		2/2	6	4	2	0.0	0.0	0	0	0	0	0	0

12/08	Cleveland	S	14	10	4	-	-	-	-	-	-	-	-
12/15	at Miami	S	13	9	4	-	-	-	-	-	-	-	-
12/22	at Baltimore	S	13	7	6	-	-	-	-	1	-	-	-
12/29	Buffalo	S	7	5	2	-	-	-	-	-	-	-	-
2013 Totals		16/14	137	85	52	1.0	9.0	0	0	3	0	0	0
01/11	Indianapolis	S	8	3	5	-	-	-	1	3	1	-	-
01/19	at Denver	S	8	7	1	-	-	-	-	-	-	-	-
2013 Postseason		2/2	16	10	6	0.0	0.0	1	3	1	0	0	0

Year	OPPONENT	P/S	TT	UT	A	S	YDS	INT	YDS	PD	FF	FR	SPT
2014	at Miami	S	2	1	1	-	-	-	-	-	-	-	-
09/07	at Miami	S	2	1	1	-	-	-	-	-	-	-	-
09/14	at Minnesota	S	8	8	0	2.0	22.0	-	1	-	-	-	-
09/21	Oakland	S	8	6	2	-	-	-	-	-	-	-	-
09/29	at Kansas City	S	4	4	0	-	-	-	-	-	-	-	-
10/05	Cincinnati		Inactive										
10/12	at Buffalo		Inactive										
10/16	N.Y. Jets	S	13	9	4	1.0	1.0	-	-	-	-	-	-
10/26	Chicago	S	8	6	2	0.5	3.0	-	-	-	-	-	-
11/02	Denver	S	6	6	0	-	-	-	-	-	-	-	-
11/16	at Indianapolis	S	5	5	0	-	-	-	1	-	-	-	-
11/23	Detroit	S	9	7	2	-	-	-	-	-	-	-	-
11/30	at Green Bay	S	10	4	6	1.0	9.0	-	-	-	-	-	-
12/07	at San Diego		Inactive										
12/14	Miami	S	8	4	4	0.5	5.5	-	-	1	-	-	-
12/21	at N.Y. Jets	S	11	9	2	1.0	10.0	-	-	-	-	-	-
12/28	Buffalo		Inactive										
2014 Totals		12/12	92	69	23	6.0	50.5	0	0	2	1	0	0
01/10	Baltimore	S	8	4	4	-	-	-	1	0	1	-	-
01/18	Indianapolis	S	3	3	0	-	-	-	-	-	-	-	-
02/01	Seattle	S	5	3	2	-	-	-	-	-	-	-	-
2014 Postseason		3/3	16	10	2	0.0	0.0	1	0	1	0	0	0

HIGHTOWER'S CAREER GAME-BY-GAME (CONT.)

PLAYERS

2015	OPPONENT	P/S	TT	UT	A	S	YDS	INT	YDS	PD	FF	FR	SPT	
09/10	Pittsburgh	S	8	7	1	1.0	6.0	-	-	-	-	-	-	
09/20	at Buffalo	S	13	9	4	0.5	3.5	-	-	-	-	-	-	
09/27	Jacksonville	S	1	1	0	-	-	-	-	-	-	-	-	
10/11	at Dallas	S	4	4	0	1.0	9.0	-	-	-	-	-	-	
10/18	at Indianapolis													
10/25	N.Y. Jets	S	11	10	1	-	-	-	-	-	1	-	-	
10/29	Miami	S	3	3	0	1.0	8.0	-	-	1	-	-	-	
11/08	Washington	S	1	1	0	-	-	-	-	-	-	-	-	
11/15	at N.Y. Giants	S	8	8	0	-	-	-	-	-	-	-	-	
11/23	Buffalo	S	3	3	0	-	-	-	-	-	-	-	-	
11/29	at Denver	S	3	2	1	-	-	-	-	-	-	-	-	
12/06	Philadelphia													
12/13	at Houston													
12/20	Tennessee	S	2	1	1	-	-	-	1	-	-	-	-	
12/27	at N.Y. Jets	S	5	4	1	-	-	-	-	-	-	-	-	
01/03	at Miami													
2015 Totals			12/12	62	53	9	3.5	26.5	6	0	2	0	1	0
01/16	Kansas City	S	6	2	4	-	-	-	1	-	1	-	-	-
01/24	at Denver	S	6	5	1	-	-	-	1	-	-	-	-	-
2015 Postseason			2/2	12	7	5	0.0	0.0	0	0	2	0	1	0

2016	OPPONENT	P/S	TT	UT	A	S	YDS	INT	YDS	PD	FF	FR	SPT	
09/11	at Arizona	S	1	1	0	-	-	-	-	-	-	-	-	
09/18	Miami													
09/22	Houston													
10/02	Buffalo	S	8	3	5	-	-	-	1	-	-	-	-	
10/09	at Cleveland	S	1	0	1	-	-	-	-	-	-	-	-	
10/16	Cincinnati	S	13	3	10	1.5	12.5	-	-	-	-	-	-	
10/23	at Pittsburgh	S	4	3	1	-	-	-	-	-	-	-	-	
10/30	at Buffalo	S	6	4	2	-	-	-	-	-	-	-	-	
11/13	Seattle	S	10	6	4	-	-	-	1	-	-	-	-	
11/20	at San Francisco	S	6	5	1	1.0	9.0	-	-	1	-	-	-	
11/27	at N.Y. Jets	S	3	2	1	-	-	-	-	-	-	-	-	
12/04	Los Angeles	S	2	1	1	-	-	-	-	-	-	-	-	
12/12	Baltimore	S	7	1	6	-	-	-	-	-	-	-	-	
12/18	at Denver	S	3	1	2	-	-	-	-	-	-	-	-	
12/24	N.Y. Jets													
01/01	at Miami	S	1	1	0	-	-	-	-	-	-	-	-	
2016 Totals			13/13	65	31	34	2.5	21.5	0	0	2	1	0	0
01/14	Houston	S	8	5	3	-	-	-	-	-	-	-	-	-
01/22	Pittsburgh	S	3	2	1	-	-	-	-	-	-	-	-	-
02/05	Atlanta	S	2	2	0	1.0	11.0	-	-	1	-	-	-	-
2016 Postseason			3/3	13	9	4	1.0	11.0	0	0	0	1	0	0

2017	OPPONENT	P/S	TT	UT	A	S	YDS	INT	YDS	PD	FF	FR	SPT	
09/07	Kansas City	S	2	1	1	-	-	-	-	-	-	-	-	
09/17	at New Orleans													
09/24	Houston													
10/01	Carolina	S	2	2	0	1.0	12.0	-	-	-	-	-	-	
10/05	at Tampa Bay	S	2	2	0	-	-	-	-	-	-	-	-	
10/15	at N.Y. Jets	S	7	6	1	1.0	7.0	-	-	-	-	-	-	
10/22	Atlanta	S	1	1	0	-	-	-	-	-	-	-	-	
10/29	L.A. Chargers													
11/12	at Denver													
2017 Totals			5/5	14	12	2	2.0	19.0	0	0	0	0	0	
2017 Postseason: Injured Reserve														

2018	OPPONENT	P/S	TT	UT	A	S	YDS	INT	YDS	PD	FF	FR	SPT	
09/09	Houston	S	2	0	2	-	-	-	-	-	1	-	-	
09/16	at Jacksonville	S	4	3	1	-	-	-	-	-	-	-	-	
09/23	at Detroit	S	5	3	2	-	-	-	-	-	-	-	-	
09/30	Miami	S	2	1	1	-	-	-	-	-	-	-	-	
10/04	Indianapolis	S	5	2	3	-	-	-	-	-	-	-	-	
10/14	Kansas City	S	2	0	2	-	-	1	27	1	-	-	-	
10/21	at Chicago	S	4	4	0	-	-	-	-	-	-	-	-	
10/29	at Buffalo													
11/04	Green Bay	S	4	2	2	-	-	-	-	-	-	-	-	
11/11	at Tennessee	S	4	3	1	-	-	-	-	-	-	-	-	
11/25	at N.Y. Jets	S	1	0	1	-	-	-	-	-	-	-	-	
12/02	Minnesota	S	5	2	3	-	-	-	-	-	-	-	-	
12/09	at Miami	S	2	2	0	1.0	9.0	-	-	-	-	-	-	
12/16	at Pittsburgh	S	3	2	1	-	-	-	-	-	-	-	-	
12/23	Buffalo	S	2	0	2	-	-	-	-	-	-	-	-	
12/30	N.Y. Jets	S	3	0	3	-	-	-	-	-	-	-	-	
2018 Totals			15/15	48	24	24	1.0	9.0	1	27	1	0	1	0
01/13	L.A. Chargers	S	2	2	0	-	-	-	-	-	-	-	-	-
01/20	at Kansas City	S	2	1	1	-	-	-	-	-	-	-	-	-
02/03	at L.A. Rams	S	2	2	0	2.0	15.0	-	-	1	-	-	-	-
2018 Postseason			3/3	6	5	1	2.0	15.0	0	0	1	0	0	0



A.J. HOWARD



39 | DEFENSIVE BACK

HT: 5-11 | **WT:** 203 | **Born:** 12/23/1995 | **Exp. (NFL/Patriots):** 1/2
GP/GS (Playoffs): 0/0 (0/0) | **Acq:** FA-18
College: Appalachian State | **Hometown:** Hamilton, Ga.

SUPER BOWLS: 18

CAREER TRANSACTIONS

A.J. Howard was signed by the New England Patriots to the practice squad on Jan. 8, 2019 ... Originally signed by Arizona as a rookie free agent (4/30/18) ... Released by Arizona (9/7/18) ... Signed by N.Y. Giants to the practice squad (10/25/18).

SEASONAL REVIEWS

2018 (0/0, 0/0)

- Joined the Patriots practice squad on Jan. 8 for the post-season.

2018 (0/0 – ARIZONA/N.Y. GIANTS)

- Spent training camp with Arizona before being released in final roster cut-downs.
- Signed with the Giants to the practice squad in October and spent the rest of the regular season on their practice squad.

COLLEGE

- Played in 51 games at Appalachian State with 38 starts from 2014-17.
- Notched 219 tackles, 11 tackles for loss, four interceptions, 18 passes defended and two forced fumbles in his college career.

PERSONAL

- Two-way player at Harris County where he made 162 tackles and eight interceptions on defense to go with 83 receptions for over 80 yards and four scores on offense.
- Also competed in basketball and track and field.
- Majored in pre-law at Appalachian State.

PLAYERS



BRIAN HOYER



2 | QUARTERBACK

HT: 6-2 | **WT:** 216 | **Born:** 10/13/1985 | **Exp. (NFL/Patriots):** 11/6
GP/GS (Playoffs): 65/37 (2/1) | **Acq:** FA-17
College: Michigan State | **Hometown:** North Olmsted, Ohio

SUPER BOWLS: 18

CAREER TRANSACTIONS

Brian Hoyer was acquired by the New England Patriots as a free agent on Nov. 1, 2017 ... Originally signed by New England as a rookie free agent (4/30/09) ... Signed by New England as a restricted free agent (3/23/12) ... Released by New England (8/31/12) ... Signed by Pittsburgh (11/20/12) ... Released by Pittsburgh (12/8/12) ... Claimed off waivers from Pittsburgh and awarded to Arizona (12/10/12) ... Signed by Arizona as a restricted free agent (4/1/13) ... Released by Arizona (5/13/13) ... Signed by Cleveland as a free agent (5/17/13) ... Signed by Houston as an unrestricted free agent from Cleveland (3/11/15) ... Released by Houston (4/18/16) ... Signed by Chicago as a free agent (5/2/16) ... Signed by San Francisco as an unrestricted free agent from Chicago (3/9/17) ... Released by San Francisco (10/30/17).

SEASONAL REVIEWS

2018 (5/0, 0/0)

- Was active for all 16 regular-season games and appeared in five as backup to QB Tom Brady and completed one pass on two attempts for 7 yards.

EXTRA POINTS

- Hoyer grew up a Cleveland Browns fan in North Olmsted, OH, and attended the final game at Cleveland Stadium on December 17, 1995, when Bill Belichick was head coach of the Browns and before the team moved to Baltimore. In 2013, Hoyer signed with his hometown team and became the first QB in Browns history to win his first three starts with the club.
- Was active but did not play in the postseason, including the Super Bowl LIII victory of the L.A. Rams (2/3).
- Came in for the final kneeldowns of victories vs. Miami (9/30), at Buffalo (10/29), and vs. N.Y. Jets (12/30).
- Appeared in relief of QB Tom Brady for the final two offensive series, completing one pass for 7 yards and rushing once for 2 yards in the game at Tennessee (11/11).
- Appeared in relief duty for the final three offensive series, attempting one pass and completing the final kneel-downs on his third and final drive during the win vs. Buffalo (12/23).

SINGLE-GAME CAREER HIGHS

REGULAR SEASON:

Attempts:	54	at Minnesota (9/22/13)
Completions:	33	at Indianapolis (10/9/16)
Long:	81t	at Carolina (12/21/14)
Yards:	397	at Indianapolis (10/9/16)
Pct. (min. 20 att.):	.778	vs. New Orleans (11/29/15) vs. Detroit (10/2/16)
Touchdowns:	3	Five times. Most Recent: at Buffalo (12/6/15)
Rating:	127.1	vs. Baltimore (9/27/14)

2017 (5/0, 1/0)

- Joined the Patriots as a free agent on Nov. 1 and made five regular-season appearances, totaling four completions on six pass attempts for 42 yards.
- Came in for the final kneel-downs of the Divisional Playoff victory vs. Tennessee (1/13).
- Was active but did not play in the AFC Championship victory vs. Jacksonville (1/21) and in Super Bowl LII vs. Philadelphia (2/4).
- Came in for the final drive of the fourth quarter and completed all three of his pass attempts for 37 yards to help run the clock out in the victory at Denver (11/12).
- Appeared on the final offensive series and completed one of his three pass attempts for 5 yards in the victory vs. N.Y. Jets (12/31).

2017 (6/6 – SAN FRANCISCO)

- Started the first six games of the season and completed 119-of-205 passes (58.0 pct.) for 1,245 yards with four touchdowns and four interceptions before being released on Oct. 31.
- Netted two 300-yard passing performances on the season:
 - Week 3 vs. L.A. Rams (332)
 - Week 5 at Indianapolis (353)

2016 (6/5 – CHICAGO)

- Appeared in six regular-season games with five starts and threw for 1,445 yards on 134-of-200 pass attempts with six touchdowns and no interceptions.
- Set the NFL record for the lowest interception percentage in a single season when he threw 200 passes and no interceptions.
- Placed on injured reserve on Oct. 24 with an arm injury and missed the remainder of the season.
- Became the first Bears QB in franchise history to throw for over 300 yards in four consecutive games with 317 at Dallas (9/25), 302 vs. Detroit (10/2), 397 at Indianapolis (10/9) and 302 vs. Jacksonville (10/16).
- Threw for a career-high 397 yards and two touchdowns at Indianapolis (10/9), as he completed 33-of-43 attempts.

2015 (11/9, 1/1 – HOUSTON)

- Played in 11 regular season games with nine starts and passed for 2,606 yards on 224-of-369 passes with a career high 19 touchdowns and seven interceptions.

- Started in the Wild Card loss vs. Kansas City (1/9) and completed 15 passes on 34 attempts for 136 yards and four interceptions.
- Became the first QB in Texans history to throw two or more touchdown passes in five consecutive games, with two at Atlanta (10/4), two vs. Indianapolis (10/8), three at Jacksonville (10/18), three at Miami (10/25) and two vs. Tennessee (11/1).

2014 (14/13 – CLEVELAND)

- Played in 14 games with 13 starts for the Browns and set career-highs in attempts (438), completions (242) and yards (3,326), while throwing 12 touchdowns and 13 interceptions.
- Ranked first in the NFL by averaging 13.7 yards per completion.

2013 (3/3 – CLEVELAND)

- Started three games for the Browns and completed 57-of-96 pass attempts for 615 yards with five touchdowns and three interceptions.
- Placed on injured reserve on Oct. 12 and missed the remainder of the season.
- Became the first QB in Browns history to win each of his first three starts with the team.
- Completed 30-of-54 attempts for a then-career-high 321 yards and a career-high three touchdowns at Minnesota (9/27). On the final drive of the game, completed 7-of-11 attempts for 55 yards, capped off by a game-winning 7-yard touchdown pass to TE Jordan Cameron with 51 seconds remaining.

2012 (2/1 – ARIZONA)

- Went to training camp with New England and was released prior to the start of the regular season.
- Signed with Pittsburgh on Nov. 20 and did not appear in a game before being released on Dec. 8.
- Claimed off waivers and awarded to Arizona on Dec. 10.
- Made his first career start at San Francisco (12/30) and completed 19 passes on 34 attempts for 225 yards and one touchdown.

2012 (0/0 – PITTSBURGH)

- Joined the Steelers on Nov. 20, for two games. Was active but did not play in both games before being released on Dec. 8.

RECORD SETTER

Brian Hoyer set an NFL record in 2016 with the Chicago Bears when he attempted 200 passes without throwing an interception.

NFL INTERCEPTION PERCENTAGE (Minimum 150 attempts)

Player	Team	Year	Att-Cmp	Int. Pct.
1. Brian Hoyer	CHI	2016	200-0	0.00
2. Aaron Rodgers	GB	2018	597-2	0.34
3. Damon Huard	KC	2006	244-1	0.41
4. Josh McCown	CHI	2013	224-1	0.45
5. Tom Brady	NE	2016	432-2	0.46

2011 (3/0, 0/0)

- Was active for all 16 games and saw time in three.
- Was active but did not play in the Super Bowl XLVI against the Giants (2/5), the AFC Championship against the Ravens (1/22), or the Divisional playoff game against the Broncos (1/14).
- Completed his only pass of the season against Buffalo (1/01), a 22-yard pass to Rob Gronkowski that gave him the NFL single season record for receiving yards by a tight end.
- Played briefly at the end of the game against the Colts (12/4), but did not attempt any passes.

2010 (5/0, 0/0)

- Spent the season as the backup quarterback, seeing action in five games.
- Finished the season with seven completions for 122 yards, including a 42-yard touchdown pass to Brandon Tate in the third quarter vs. Miami (1/2), Hoyer's first NFL passing touchdown.
- Was active but did not play in 11 games. Played briefly at the end of the game at Miami (10/4), at Cleveland (11/7), at Chicago (12/12) and at Buffalo (12/26).
- Saw significant playing time vs. Miami (1/2), taking the field briefly in the second quarter and then for the majority of the second half. Completed 7-of-13 passes for 122 yards, including a 42-yard touchdown pass to Tate in the third quarter.

2009 (5/0, 0/0)

- Earned the backup quarterback duties during training camp in a battle with Kevin O'Connell, Matt Gutierrez and Andrew Walter.
- Played in five games in reserve duty and completed 19 of his 27 pass attempts for 142 yards and had 10 carries for 25 yards with one touchdown.
- Played in his first game in the Patriots' 59-0 win vs. Tennessee (10/18), entering the game in the third quarter. Completed 9-of-11 pass attempts for 52 yards and scored on a one-yard touchdown run. Completed his first NFL pass to Julian Edelman for a 16-yard gain in the third quarter.
- Played as a reserve at Tampa Bay (10/25) in a 35-7 win at London's Wembley Stadium.
- Entered the game for the final series of the Patriots loss at New Orleans (11/30).
- Saw action in the fourth quarter of the Patriots 35-7 AFC East clinching game vs. Jacksonville (12/27).

- Saw his most extensive playing time of the season at Houston (1/3) in the regular-season finale, seeing action in the second quarter and fourth quarter and completing 8-of-12 passes for 71 yards.
- Dressed but did not play in the postseason game vs. Baltimore (1/10).

COLLEGE

- Appeared in 39 games in four seasons at Michigan State and completed 500-of-896 pass attempts (55.8 pct.) for 6,159 yards with 35 touchdowns and 23 interceptions.
- Became one of five Spartan QBs to throw for over 6,000 career yards (Connor Cook - 9,194 yds., Kirk Cousins - 9,131 yds, Jeff Smoker - 8,932 yds. & Drew Stanton - 6,524 yds.).
- As a senior, earned consensus All-Big Ten honors and was named one of four captains by his teammates. Played in 13 games and completed 180-of-353 attempts for 2,404 yards and nine touchdowns.
- As a junior in 2007, earned honorable mention All-Big Ten honors. Played in 13 games and completed 223-of-376 attempts for 2,725 yards and 20 scores.
- As a sophomore, saw action in eight games and completed 82-of-144 attempts for 863 yards and four touchdowns.
- As a redshirt freshman in 2005, played in five games and completed 15-of-23 attempts for 167 yards and two touchdowns.
- Redshirted in 2004.

PERSONAL

- Born the son of Julie and Axel Hoyer on Oct. 13, 1985.
- Was a two-year starter for Coach Chuck Kyle at St. Ignatius High School in Cleveland.
- Associated Press Division I honorable mention all-state selection as a senior while completing 158-of-281 throws for 2,570 yards, 21 touchdowns in 2003.
- Connected on 131-of-263 passes for 2,130 yards, 18 touchdowns in 2002.
- Also competed in baseball as a pitcher, infielder and outfielder.
- Compiled an 8-1 record with a 1.99 ERA as a sophomore while leading St. Ignatius to the 2002 Division I state championship.
- Earned a bachelor's degree in interdisciplinary studies in social science – community relations from Michigan State.
- Married to wife, Lauren with a son, Garrett, and daughter, Cameron.

BRIAN HOYER STATISTICS

POS: QB HT: 6-2 WT: 216 LBS YEAR: 11TH ACQ: FA-17 COLLEGE: MICHIGAN STATE BORN: 10/13/85

REGULAR SEASON PASSING STATISTICS

Year	Team	G/S	Att	Cmp	Yds	Yds/Att	Pct	TD	TD %	Int	Int %	Lg	Sacks	Rating
2009	Patriots	5/0	27	19	142	5.3	70.4	0	0.0	0	0.0	17	2/18	82.6
2010	Patriots	5/0	15	7	122	8.1	46.7	1	6.7	1	6.7	42t	0/0	69.3
2011	Patriots	3/0	1	1	22	22.0	100.0	0	0.0	0	0.0	22	0/0	118.8
2012	Cardinals	2/1	53	30	330	6.2	56.6	1	1.9	2	3.8	53	4/30	65.8
2012	Steelers	0/0	0	0	0	0.0	0.0	0	0.0	0	0.0	0	0/0	0.0
2013	Browns	3/3	96	57	615	6.4	59.4	5	5.2	3	3.1	47t	6/48	82.6
2014	Browns	14/13	438	242	3,326	7.6	55.3	12	2.7	13	3.0	81t	24/160	76.5
2015	Texans	11/9	369	224	2,606	7.1	60.7	19	5.1	7	1.9	49	25/185	91.4
2016	Bears	6/5	200	134	1,445	7.2	67.0	6	3.0	0	0.0	64	4/18	98.0
2017	49ers	6/6	205	119	1,245	6.1	58.0	4	2.0	4	2.0	59	16/112	74.1
2017	Patriots	5/0	6	4	42	7.0	66.7	0	0.0	0	0.0	27	0/0	86.8
2018	Patriots	5/0	2	1	7	7.0	50.0	0	0.0	0	0.0	7	0/0	95.8
Totals – 10 Years		65/37	1,412	838	9,902	7.0	59.3	48	3.4	30	2.1	81t	81/571	83.3

Additional Statistics: 97 Rushing Attempts for 113 Yards; 2009: 10 Rushing Attempts for 25 Yards; 2010: 10 Rushing Attempts for -8 Yards; 2011: 4 Rushing Attempts for -3 Yards; 2012: 1 Rushing Attempt for 6 Yards; 2013: 6 Rushing Attempts for 16 Yards; 2014: 24 Rushing Attempts for 39 Yards; 2015: 15 Rushing Attempts for 44 Yards; 2016: 7 Rushing Attempts for -2 Yards; 2017: 9 Rushing Attempts for 4 Yards; 2018: 11 Rushing Attempts for -8 yards.

POSTSEASON PASSING STATISTICS

Year	Team	G/S	Att	Cmp	Yds	Yds/Att	Pct	TD	TD %	Int	Int %	Lg	Sacks	Rating
2009	Patriots	0/0	0	0	0	0.0	0.0	0	0.0	0	0.0	0	0/0	0.0
2010	Patriots	0/0	0	0	0	0.0	0.0	0	0.0	0	0.0	0	0/0	0.0
2011	Patriots	0/0	0	0	0	0.0	0.0	0	0.0	0	0.0	0	0/0	0.0
2015	Texans	1/1	34	15	136	4.0	44.1	0	0.0	4	11.8	17	3/24	15.9
2017	Patriots	1/0	0	0	0	0.0	0.0	0	0.0	0	0.0	0	0/0	0.0
2018	Patriots	0/0	0	0	0	0.0	0.0	0	0.0	0	0.0	0	0/0	0.0
Totals – 6 Years		2/1	34	15	136	4.0	44.1	0	0.0	4	11.8	17	3/24	15.9

Additional Statistics: 2015: 1 Rushing Attempt for -1 Yard.

HOYER'S CAREER GAME-BY-GAME

2009	OPPONENT	P/S	ATT	CMP	PASSING					S	YDS	RATING	RUSHING					
					YDS	PCT	TD	LG	INT				RUSH	YDS	LG	TD	W/L	SCORE
10/18	Tennessee	p	11	9	52	81.8	0	16	0	0	86.4	6	-2	4	0			
10/25	at Tampa Bay	p	0	0	0	0.0	0	0	0	0	0.0	3	17	20	0			
11/30	at New Orleans	p	4	2	19	50.0	0	14	0	1	8	63.5	0	0	0	0		
12/27	Jacksonville	p	0	0	0	0.0	0	0	0	0	0.0	0	0	0	0			
01/03	at Houston	p	12	8	71	66.7	0	17	0	1	10	82.3	1	10	10	0		
2009 Totals		5/0	27	19	142	70.4	0	17	0	2	8	82.6	10	25	20	0	0-0	

2010	OPPONENT	P/S	ATT	CMP	PASSING					S	YDS	RATING	RUSHING					
					YDS	PCT	TD	LG	INT				RUSH	YDS	LG	TD	W/L	SCORE
10/04	at Miami	p	0	0	0	0.0	0	0	0	0	0.0	1	-2	-2	0			
11/17	at Cleveland	p	2	0	0	0.0	0	0	1	0	0	0.0	1	-1	-1	0		
12/12	at Chicago	p	0	0	0	0.0	0	0	0	0	0.0	3	-2	0	0			
12/26	at Buffalo	p	0	0	0	0.0	0	0	0	0	0.0	4	-2	1	0			
01/02	Miami	p	13	7	122	43.8	1	42t	0	0	0	111.7	1	-1	-1	0		
2010 Totals		5/0	15	7	122	46.7	1	42t	1	0	0	69.3	10	-8	1	0	0-0	

2011	OPPONENT	P/S	ATT	CMP	PASSING					S	YDS	RATING	RUSHING					
					YDS	PCT	TD	LG	INT				RUSH	YDS	LG	TD	W/L	SCORE
11/27	at Philadelphia	p	0	0	0	0.0	0	0	0	0	0.0	1	-1	-1	0			
12/04	Indianapolis	p	0	0	0	0.0	0	0	0	0	0.0	0	0	0	0			
01/01	Buffalo	p	1	1	22	100.0	0	22	0	0	0	118.8	3	-2	0	0		
2011 Totals		3/0	1	1	22	100.0	0	22	0	0	0	118.8	4	-3	0	0	0-0	

HOYER'S CAREER GAME-BY-GAME (CONT.)

2012	OPPONENT	P/S	ATT	CMP	PASSING					S	YDS	RATING	RUSHING						
					YDS	PCT	TD	LG	INT				RUSH	YDS	LG	TD	W/L	SCORE	
12/23	Chicago	p	19	11	105	55.9	0	24	1	2	12	51.4	0	0	0				
12/30	at San Francisco	S	34	19	225	55.9	1	53	1	2	18	73.8	1	6	6	0	L	13-27	
2012 Totals			2/1	53	30	330	56.6	1	53	2	4	30	65.8	1	6	6	0	0-1	

2013	OPPONENT	P/S	ATT	CMP	PASSING					S	YDS	RATING	RUSHING					
					YDS	PCT	TD	LG	INT				RUSH	YDS	LG	TD	W/L	SCORE
09/22	at Minnesota	S	54	30	321	55.6	3	47t	3	3	26	68.5	1	-2	-2	0	W	31-27
09/29	Cincinnati	S	38	25	269	65.8	2	39	0	3	22	103.9	4	7	8	0	W	17-6
10/03	Buffalo	S	4	2	25	50.0	0	13	0	0	0	69.8	1	11	11	0	W	37-24
2013 Totals			3/3	96	57	615	59.4	5	47t	3	6	48	82.6	6	16	11	0	3-0

2014	OPPONENT	P/S	ATT	CMP	PASSING					S	YDS	RATING	RUSHING					
					YDS	PCT	TD	LG	INT				RUSH	YDS	LG	TD	W/L	SCORE
09/07	at Pittsburgh	S	30	18	222	60.0	1	47	0	3	24	94.0	1	-2	-2	0	L	27-30
09/14	New Orleans	S	40	24	204	60.0	1	28	0	1	2	81.7	0	0	0	0	W	26-24
09/21	Baltimore	S	25	19	290	76.0	1	70	0	0	0	127.1	3	-2	3	0	L	21-23
10/05	at Tennessee	S	37	21	291	56.8	3	49	1	1	7	97.9	1	2	2	0	W	29-28
10/12	Pittsburgh	S	17	8	217	47.1	1	51t	0	1	7	113.0	1	0	0	0	W	31-10
10/19	at Jacksonville	S	41	16	215	39.0	0	65	1	3	18	46.3	1	-1	-1	0	L	6-24
10/26	Oakland	S	28	19	275	67.9	1	48	0	1	8	111.5	2	1	2	0	W	23-13
11/02	Tampa Bay	S	34	21	300	61.8	2	34t	2	4	26	85.4	2	5	3	0	W	22-17
11/06	at Cincinnati	S	23	15	198	65.2	0	28	0	0	0	92.3	4	1	3	0	W	24-3
11/16	Houston	S	50	20	330	40.0	1	35	1	3	20	61.3	2	1	2	0	L	7-23
11/23	at Atlanta	S	40	23	322	57.5	0	40	3	1	9	52.3	3	12	9	0	W	26-24
11/30	at Buffalo	S	30	18	192	60.0	0	30	2	2	14	51.0	0	0	0	0	L	10-26
12/07	Indianapolis	S	30	13	136	43.3	0	27	2	1	3	29.3	2	3	4	0	L	24-25
12/21	at Carolina	p	13	7	134	53.8	1	81t	1	3	22	83.5	2	19	11	0		
2014 Totals			14/13	438	242	3326	55.3	12	81t	13	24	160	76.5	24	39	11	0	7-6

2015	OPPONENT	P/S	ATT	CMP	PASSING					S	YDS	RATING	RUSHING					
					YDS	PCT	TD	LG	INT				RUSH	YDS	LG	TD	W/L	SCORE
09/13	Kansas City	S	34	18	236	52.9	1	32	1	4	29	72.7	0	0	0	0	L	20-27
10/04	at Atlanta	p	30	17	232	56.7	0	42	0	1	8	103.8	0	0	0	0		
10/08	Indianapolis	p	31	24	312	77.4	2	42t	1	0	0	116.6	1	14	14	0		
10/18	at Jacksonville	S	36	24	293	66.7	3	31	0	1	6	119.3	5	5	6	0	W	31-20
10/25	at Miami	S	49	23	273	46.9	3	27t	1	4	22	76.3	0	0	0	0	L	26-44
11/01	Tennessee	S	35	23	235	65.7	2	42t	0	3	21	103.9	1	-1	-1	0	W	20-6
11/16	at Cincinnati	S	22	12	123	54.5	0	25	1	2	10	51.9	1	15	15	0	W	10-6
11/29	New Orleans	S	27	21	205	77.8	2	37	1	1	10	107.6	3	-3	-1	0	W	24-6
12/06	at Buffalo	S	43	26	293	60.5	3	29	1	2	18	94.4	3	15	14	0	L	21-30
12/13	New England	S	22	11	155	50.0	0	49	0	5	54	73.1	1	-1	-1	0	L	6-27
01/03	Jacksonville	S	40	25	249	62.5	1	27	1	2	7	78.0	0	0	0	0	W	30-6
2015 Totals			11/9	369	224	2606	60.7	19	49	7	25	185	91.4	15	44	15	0	5-4
01/09	Kansas City	S	34	15	136	44.1	0	17	4	3	24	15.9	1	-1	-1	0	L	0-30
2015 Postseason			1/1	34	15	136	44.1	0	17	4	3	24	15.9	1	-1	-1	0	0-1

2016	OPPONENT	P/S	ATT	CMP	PASSING					S	YDS	RATING	RUSHING					
					YDS	PCT	TD	LG	INT				RUSH	YDS	LG	TD	W/L	SCORE
09/19	Philadelphia	p	12	9	78	75.0	0	19	0	0	0	91.7	0	0	0	0		
09/25	at Dallas	S	49	30	317	61.2	2	32	0	1	5	93.7	2	2	3	0	L	17-31
10/02	Detroit	S	36	28	302	77.8	2	64	0	2	8	120.1	3	-3	-1	0	W	17-14
10/09	at Indianapolis	S	43	33	397	76.7	2	38	0	0	0	120.0	1	-1	-1	0	L	23-29
10/16	Jacksonville	S	49	30	302	61.2	0	36	0	1	5	78.8	1	0	0	0	L	16-17
10/20	at Green Bay	S	11	4	49	36.4	0	25	0	0	0	50.9	0	0	0	0	L	10-26
2016 Totals			6/5	200	134	1445	67.0	6	64	0	4	18	98.0	7	-2	3	0	1-4

PASSING														RUSHING				
2017	OPPONENT	P/S	ATT	CMP	YDS	PCT	TD	LG	INT	S	YDS	RATING	RUSH	YDS	LG	TD	W/L	SCORE
09/10	Carolina	S	35	24	193	68.6	0	22	1	4	27	70.3	1	-5	-5	0	L	3-23
09/17	at Seattle	S	27	15	99	55.6	0	14	1	2	10	48.2	0	0	0	0	L	9-12
09/21	L.A. Rams	S	37	23	332	62.2	2	59	1	4	24	98.0	1	9	9t	1	L	39-41
10/01	at Arizona	S	49	24	234	49.0	0	24	1	3	24	54.3	1	3	3	0	L	15-18 ot
10/08	at Indianapolis	S	46	29	353	63.0	2	51	0	2	17	101.1	2	0	0	0	L	23-26 ot
10/15	at Washington	S	11	4	34	36.4	0	21	0	1	10	45.3	0	0	0	0	L	24-26
2017 Totals with SF:		6/6	205	119	1245	58.0	4	59	4	16	112	74.1	5	7	9t	1	0-6	
11/12	at Denver	p	3	3	37	100.0	0	27	0	0	0	118.1						
11/19	at Oakland	p	0	0	0								0	0	0	0		
12/03	at Buffalo	p	0	0	0								0	0	0	0		
12/24	Buffalo	p	0	0	0								2	-2	-1	0		
12/31	N.Y. Jets	p	3	1	5	33.3	0	5	0	0	0	42.4	2	-1	0	0		
2017 Totals with NE:		5/0	6	4	42	66.7	0	27	0	0	0	86.8	4	-3	0	0	0-0	
01/13	Tennessee	p	0	0	0								0	0	0	0		
2017 Postseason		1/0	0	0	0								0	0	0	0	0-0	

PASSING														RUSHING				
2018	OPPONENT	P/S	ATT	CMP	YDS	PCT	TD	LG	INT	S	YDS	RATING	RUSH	YDS	LG	TD	W/L	SCORE
09/30	Miami	p	0	0	0								3	-3	-1	0		
10/29	at Buffalo	p	0	0	0								2	-2	-1	0		
11/11	at Tennessee	p	1	1	7	100.0	0	7	0	0	0	95.8	1	2	2	0		
12/23	Buffalo	p	1	0	0	0.0	0	0	0	0	0	0.0	2	-2	-1	0		
12/30	N.Y. Jets	p	0	0	0								3	-3	-1	0		
2018 Totals		5/0	2	1	7	50.0	0	7	0	0	0	58.3	11	-8	2	0		



DONTRELLE INMAN

 **15** | WIDE RECEIVER

HT: 6-3 | **WT:** 205 | **Born:** 1/31/1989 | **Exp. (NFL/Patriots):** 6/1
GP/GS (Playoffs): 58/34 (2/1) | **Acq:** FA-19
College: Virginia | **Hometown:** Batesburg-Leesville, S.C.

CAREER TRANSACTIONS

Dontrelle Inman was signed by the New England Patriots as a free agent on May 13, 2019 ... Originally signed by the Jacksonville Jaguars as a rookie free agent (7/28/11) ... Released by Jacksonville (9/3/11) ... Signed by the San Diego Chargers (1/6/14) ... Traded to the Chicago Bears in exchange for a 2018 seventh-round draft pick (10/26/17) ... Signed by the Indianapolis Colts as an unrestricted free agent (10/16/18).

SEASONAL REVIEWS

2018 (9/4, 2/1 – INDIANAPOLIS)

- Signed with the Colts in Week 7 and started four of the final nine regular season games, making 28 catches for 304 yards and three touchdowns.
- Started at receiver in the AFC Wild Card victory at Houston (1/5) and contributed with four catches for 53 yards and a touchdown.
- Appeared in a reserve role in the AFC Divisional Playoff loss at Kansas City (1/12) with four catches for 55 yards.

2017 (12/7 – L.A. CHARGERS/CHICAGO)

- Appeared in four games with the Los Angeles Chargers, making two catches for 9 yards, before being traded to Chicago on Oct. 26.
- Started seven of the final eight games at receiver for Chicago and registered 23 catches for 334 yards and a touchdown.

SINGLE-GAME CAREER HIGHS

REGULAR SEASON:

- Receptions:** 8 at Oakland (12/24/15)
- Receiving Yards:** 120 vs. New Orleans (10/2/16)
- Receiving TDs:** 1 12 Times. Most Recent: at Tennessee (12/30/18)
- Longest Reception:** 68 vs. Cleveland (10/4/15)

2016 (16/16 – SAN DIEGO)

- Enjoyed a breakout season, starting in all 16 regular-season games and totaling 58 catches for 810 yards receiving and four touchdowns.
- Had his first-career 100-yard receiving effort when he posted seven catches for 120 yards and a touchdown in a loss at New Orleans (10/2).
- Caught six passes for 119 yards and a touchdown in a Week 12 victory at Houston (11/27).


2015 (14/7 – SAN DIEGO)

- Started seven of the 14 games he appeared in, totaling 35 receptions for 486 yards and three touchdowns.
- Caught his first career touchdown in a Week 6 loss at Green Bay (10/18).

INMAN'S CAREER GAME-BY-GAME (CONT.)

Date	Opponent	Pos	Receptions	Yards	AVG	LG	TD	2018	OPPONENT	P/S	NO	YDS	AVG	LG	TD
11/12	Green Bay	S	6	88	14.7	26	0	2018	OPPONENT	P/S	NO	YDS	AVG	LG	TD
11/19	Detroit	S	3	43	14.3	17	0				Signed by Indianapolis (10/16)				
11/26	at Philadelphia	S	4	64	16.0	19	0	10/21	Buffalo	S	-	-	-	-	-
12/03	San Francisco	p	2	21	10.5	13	1	10/28	at Oakland	S	6	52	8.7	16	0
12/10	at Cincinnati	S	-	-	-	-	-	11/11	Jacksonville	p	4	41	10.3	16	0
12/16	at Detroit	S	1	5	5.0	5	0	11/18	Tennessee	S	4	34	8.5	12	1
12/24	Cleveland	S	2	19	9.5	13	0	11/25	Miami	S	3	40	13.3	22	0
12/31	at Minnesota	S	5	94	18.8	23	0	12/02	at Jacksonville	p	2	14	7.0	8	0
2017 Totals	12/7	25	343	13.7	26	1		12/09	at Houston	Inactive					
								12/16	Dallas	p	-	-	-	-	-
								12/23	N.Y. Giants	p	4	46	11.5	29	1
								12/30	at Tennessee	p	5	77	15.4	29	1
								2018 Totals		9/4	28	304	10.9	29	3
								01/05	at Houston	S	4	53	13.3	21	1
								01/12	Kansas City	p	4	55	13.8	20	0
								2018 Postseason		2/1	8	108	13.5	21	1

PLAYERS



RYAN IZZO

 **85** | TIGHT END

HT: 6-5 | **WT:** 255 | **Born:** 12/1/1995 | **Exp. (NFL/Patriots):** 2/2

GP/GS (Playoffs): 0/0 (0/0) | **Acc:** D7c-18 (250th)

College: Florida State | **Hometown:** Sparta, N.J.

 **SUPER BOWLS:** 18

CAREER TRANSACTIONS

Ryan Izzo was drafted by the New England Patriots in the seventh round (250th overall) of the 2018 NFL Draft.

SEASONAL REVIEWS

2018 (0/0, 0/0)

- Suffered an injury during training camp and was placed on injured reserve prior to the start of the regular season.


COLLEGE

- Appeared in 41 games with 37 starts and totaled 54 career receptions for 761 yards and six touchdowns.
- His 761 receiving yards rank third in program history among tight ends, and receptions total is fifth.

- Started all 13 games as a redshirt junior and totaled career-highs with 20 receptions for 317 yards and three touchdowns.
- Started all 13 games as a redshirt sophomore and finished with 19 receptions for 227 yards and one touchdown.
- Appeared in all 13 games with 11 starts in his first full season as a redshirt freshman. Led all tight ends with 14 receptions for 210 yards and two touchdowns.
- Appeared in two games as a true freshman before missing the rest of the season due to injury. Made one reception for 7 yards. Was granted a medical redshirt.

PERSONAL

- Attended Pope John XXIII High School in Sparta, N.J.



J.C. JACKSON

 **27** | DEFENSIVE BACK

HT: 6-1 | **WT:** 198 | **Born:** 11/17/1995 | **Exp. (NFL/Patriots):** 2/2
GP/GS (Playoffs): 13/5 (3/1) | **Acq:** FA-18
College: Maryland | **Hometown:** Immokalee, Fla.

 **SUPER BOWLS:** 18

CAREER TRANSACTIONS

J.C. Jackson was signed by the New England Patriots as a rookie free agent on May 11, 2018.

SEASONAL REVIEWS

2018 (13/5, 3/1)

- Made the 53-man roster as a rookie free agent and appeared in 15 regular-season games with five starts. Totaled 24 tackles and finished tied for second on the team with three interceptions. Also defended six passes.
- Played in all three postseason contests with one start and notched seven tackles and two passes defended.
- Was inactive for the season-opener vs. Houston (9/9), at Jacksonville (9/16) and vs. Kansas City (10/14).
- Made his NFL debut as a reserve defensive back and tallied one tackle in the game at Detroit (9/23).
- Contributed as a reserve defensive back and made one pass defended as well as his first-career interception on a fourth-quarter pass from QB Ryan Tannehill in the victory vs. Miami (9/30).
- Saw extended time as a nickel cornerback and finished with one tackle, a pass defended and a third quarter interception of QB Mitchell Trubisky during the victory at Chicago (10/21).
- Made his first-career start as the nickel cornerback and contributed with four tackles and a pass defended in the victory vs. Minnesota (12/2). Jackson swatted a fourth quarter pass attempt from QB Kirk Cousins in the end zone that was intercepted by DB Duron Harmon and helped seal the Patriots victory.

- Started at cornerback and contributed with a second-quarter interception of QB Josh Allen that he returned 9 yards in the win vs. Buffalo (12/23).
- Started at corner and finished with a team and career-high seven tackles and adding a pass defended in the win vs. the New York Jets (12/30).
- Contributed on defense with four tackles and two passes defended in the AFC Divisional Playoff win vs. L.A. Chargers (1/13).

COLLEGE

- Began his collegiate career at Florida and suffered an injury in the season-opener. Took a medical redshirt and transferred to Riverside Community College for one season where he registered 25 tackles, two forced fumbles and one fumble recovery in six games.
- Appeared in 24 games over two seasons at Maryland (2016-17) and registered 80 tackles, four interceptions, 13 passes defended, one fumble recovery and one forced fumble.

PERSONAL

- Full name is Jerald Christopher Jackson.
- Was a two-way player at wide receiver and defensive back who helped lead Immokalee to a FHSAA Class 5A semifinal appearance as a senior.
- Totaled 3,109 yards on 133 catches with 31 touchdowns during his career at Immokalee (Fla.) High School.
- Totaled 103 tackles on defense in his career.
- Played in the Under Armour All-America Game in 2013.

J.C. JACKSON STATISTICS

POS: DB HT: 6-1 WT: 198 LBS YEAR: 2ND ACQ: FA-18 COLLEGE: MARYLAND BORN: 11/17/95

REGULAR SEASON DEFENSIVE STATISTICS

Year	Team	G/S	TACKLES					YDS	NO	INTERCEPTIONS					MISCELLANEOUS				
			TT	UT	A	S	YDS			YDS	AVG	LG	TD	PD	FF	FR	YDS	TD	SPT
2018	Patriots	13/5	24	22	2	0.0	0.0	3	9	3.0	9	0	6	0	0	0	0	0	
Totals – 1 Year		13/5	24	22	2	0.0	0.0	3	9	3.0	9	0	6	0	0	0	0	0	

POSTSEASON DEFENSIVE STATISTICS

Year	Team	G/S	TACKLES					YDS	NO	INTERCEPTIONS					MISCELLANEOUS				
			TT	UT	A	S	YDS			YDS	AVG	LG	TD	PD	FF	FR	YDS	TD	SPT
2018	Patriots	3/1	7	5	2	0.0	0.0	0	0	0.0	0	0	2	0	0	0	0	0	
Totals – 1 Year		3/1	7	5	2	0.0	0.0	0	0	0.0	0	0	2	0	0	0	0	0	

JACKSON'S CAREER GAME-BY-GAME

2018	OPONENT	P/S	TT	UT	A	S	YDS	INT	YDS	PD	FF	FR	SPT																												
09/09	Houston				Inactive									11/25	at	N.Y. Jets	p	1	1	0	-	-	-	-	-	-	-	-	-	-	-	-	-	-	-	-	-	-	-	-	
09/16	at Jacksonville				Inactive									12/02		Minnesota	S	4	4	0	-	-	-	-	1	-	-	-	-	-	-	-	-	-	-	-	-	-	-		
09/23	at Detroit	p	1	1	0	-	-	-	-	-	-	-	-	12/09	at	Miami	S	0	0	0	-	-	-	-	-	-	-	-	-	-	-	-	-	-	-	-	-	-	-	-	
09/30	Miami	p	0	0	0	-	-	1	0	1	-	-	-	12/16	at	Pittsburgh	S	6	6	0	-	-	-	-	-	1	-	-	-	-	-	-	-	-	-	-	-	-	-	-	-
10/04	Indianapolis	p	0	0	0	-	-	-	-	-	-	-	-	12/23		Buffalo	S	0	0	0	-	-	-	-	1	9	1	-	-	-	-	-	-	-	-	-	-	-	-	-	
10/14	Kansas City				Inactive									12/30		N.Y. Jets	S	7	5	2	-	-	-	-	-	-	-	-	-	-	-	-	-	-	-	-	-	-	-	-	
10/21	at Chicago	p	1	1	0	-	-	1	0	1	-	-	-	2018 Totals		13/5	24	22	2	0.0	0.0	3	9	6	0	0	0	0	0	0	0	0	0	0	0	0	0	0			
10/29	at Buffalo	p	2	2	0	-	-	-	-	-	-	-	-	01/13		L.A. Chargers	p	4	3	1	-	-	-	-	2	-	-	-	-	-	-	-	-	-	-	-	-	-	-	-	-
11/04	Green Bay	p	1	1	0	-	-	-	-	-	-	-	-	01/20	at	Kansas City	S	1	1	0	-	-	-	-	-	-	-	-	-	-	-	-	-	-	-	-	-	-	-	-	-
11/11	at Tennessee	p	1	1	0	-	-	-	-	-	-	-	-	02/03	at	L.A. Rams	p	2	1	1	-	-	-	-	-	-	-	-	-	-	-	-	-	-	-	-	-	-	-	-	-
														2018 Postseason		3/1	7	5	2	0.0	0.0	0	0	2	0	0	0	0	0	0	0	0	0	0	0	0	0	0			

PLAYERS



JAKOB JOHNSON

 **47** | FULLBACK

HT: 6-3 | **WT:** 255 | **Born:** 12/15/1994 | **Exp. (NFL/Patriots):** 1/1
GP/GS (Playoffs): 0/0 (0/0) | **Acq:** FA-19
College: Tennessee | **Hometown:** Stuttgart, Germany

PRONOUNCED YAH-kob

CAREER TRANSACTIONS

Jakob Johnson was signed by the New England Patriots as a free agent on April 8, 2019, as part of the NFL's International Player Pathway program.

SEASONAL REVIEWS

2018 (12 – STUTTGART SCORPIONS)

- Appeared in 12 games for the Stuttgart Scorpions of the German Football League as a tight end and totaled 43 receptions for 474 yards and four touchdowns.

COLLEGE

- Began his collegiate career at Tennessee as a linebacker before making the move to tight end as a sophomore.
- Appeared in 47 games over four seasons and caught three passes for 23 yards as a tight end on offense and made 24 total tackles on defense. Also returned two kickoffs for 25 yards.
- Earned SEC Academic Honor Roll honors for three straight seasons from 2014-16.

PERSONAL

- Played one season of high school football at Jean Ribault High School in Jacksonville, Fla., helping the Trojans to a 7-4 record.
- Recorded 112 tackles and six sacks in his first season of American football en route to earning Second Team All-Coast by the Florida Union Times in 2013.
- Wore No. 44 to honor high school teammate who passed away.
- Majored in kinesiology at Tennessee.



JONATHAN JONES



31 | DEFENSIVE BACK

HT: 5-10 | **WT:** 190 | **Born:** 9/20/1993 | **Exp. (NFL/Patriots):** 4/4
GP/GS (Playoffs): 48/10 (7/2) | **Acq:** FA-16
College: Auburn | **Hometown:** Carrollton, Ga.

SUPER BOWLS: 16, 18

CAREER TRANSACTIONS

Jonathan Jones was re-signed by the New England Patriots as a restricted free agent on April 16, 2019 ... Originally signed by New England as a rookie free agent (5/6/16).

SEASONAL REVIEWS

2018 (16/5, 3/2)

- Played all 16 regular-season games with five starts and tallied a career-high 50 tackles, 1½ sacks, tied for second on the team with three interceptions, defended seven passes and forced one fumble. Also contributed on special teams with six tackles.
- Appeared in all three postseason games with two starts and made 10 tackles, notched his first career playoff sack and defended one pass.
- Started at defensive back in the nickel defense and finished with a team-leading and season-high eight tackles as part of a secondary that held QB Ryan Tannehill to 100 yards passing in the win vs. Miami (9/30).
- Made the start as the nickel cornerback and was a key contributor with five tackles and two passes defended, while also adding a fourth quarter interception of QB Andrew Luck that was returned deep into Colts territory during the win vs. Indianapolis (10/4). Sony Michel scored on the ensuing offensive play to give the Patriots a three-score lead late in the game.
- Contributed as a reserve nickel cornerback and finished with two tackles, a pass defended and an interception of QB Mitchell Trubisky in the fourth quarter of the victory at Chicago (10/21).
- Saw limited snaps defensively, finishing with one tackle, while contributing mostly on special teams in the win vs. Minnesota (12/2). Added an interception of QB Kirk Cousins that was returned for 6 yards on the Vikings final offensive drive.
- Contributed on defense with five tackles and a 7-yard sack of QB Ben Roethlisberger in the game at Pittsburgh (12/16), while also making special teams contributions, combining with Rex Burkhead in an acrobatic effort to keep a Patriot punt out of the end zone, allowing Ramon Humber to down the kick at the 1-yard line.
- Saw limited snaps on defense but contributed with two tackles and forced fumble that was recovered by LB Albert McClellan in the win vs. the New York Jets (12/30).
- Started as the nickel cornerback and finished with a team-high eight tackles while adding a sack for a 2-yard loss in the Super Bowl LIII victory vs. the Los Angeles Rams (2/3). Jones was part of a defense that held the Rams to a Super Bowl record-tying low of three points.

2017 (16/4, 1/0)

- Played in all 16 regular-season games with four starts in

nickel defense and posted 36 tackles, one sack, one interception and eight passes defended. Also tallied eight special teams tackles.

- Played as a reserve in the Divisional Playoff win vs. Tennessee and made one tackle on defense and another on special teams before exiting the game in the fourth quarter due to injury.
- Was placed on injured reserve on Jan. 17, 2018.
- Contributed on defense as a reserve where he totaled two tackles and two passes defended, including breaking up a would-be second quarter touchdown to WR Ted Ginn that forced the Saints to settle for a field goal, and preventing a long completion to Saints WR Brandon Coleman in the victory at New Orleans (9/17).
- Contributed at defensive back with two passes defended and sealed the game with his first career interception on a Philip Rivers pass intended for the end zone with no time left on the clock in the 21-13 win vs. L.A. Chargers (10/29). Also contributed on special teams with one tackle.
- Made his first start of the season at defensive back and helped contribute with five tackles and a pass defended, including a tipped pass that led to an interception of QB Derek Carr by DB Duron Harmon in the victory at Oakland (11/19) in Mexico City.
- Made his second start of the year as a defensive back and led the team in tackles with nine, while also recording the first sack of his career when he dropped QB Matt Moore for a 15-yard loss in the win vs. Miami (11/26). Also recovered a muffed punt by the Patriots that maintained possession for a drive that led to a Patriots touchdown.

2016 (16/1, 3/0)

- Made the team as a rookie free agent and played in all 16 regular-season games with one start in a nickel defense. Utilized mainly as a special teams contributor. Registered six tackles, one pass defended, eight special teams tackles, one forced fumble and one fumble recovery on special teams.
- Played in all three playoff games as a reserve and posted four special teams tackles.
- Made his NFL debut and totaled one special teams tackle in the win at Arizona (9/11).
- Recorded his first career defensive tackle in the win at Cleveland (10/9).
- Totaled two special teams tackles in the win at N.Y. Jets (11/27).
- Recorded two total defensive tackles in the win vs. Baltimore (12/12).
- Made his first NFL start in the Patriots nickel defense in the win at Denver (12/18). Recovered a muffed punt to set up a Patriots scoring drive in the first quarter.

- Recorded one special teams tackle and forced one fumble on special teams in the win at Miami (1/1).
- Made his NFL postseason debut in the Divisional Round game vs. Houston (1/14).
- Led the team with three special teams tackles in the AFC Championship game vs. Pittsburgh (1/22).
- Played as a reserve in Super Bowl LI vs. Atlanta (2/5) and made a key tackle on a late-game kickoff that forced the Falcons to start a drive at their own 10-yard line.

COLLEGE

- Four-year starter at cornerback for Auburn, played in 45 games over four seasons and accumulated 129 tackles, seven interceptions, 26 passes defended, two forced fumbles and two fumble recoveries.
- Ranked ninth nationally as a junior with six interceptions in 2014.

PERSONAL

- Born Sept. 20, 1993, to Stacey and Sharon Jones.
- Majored in business administration at Auburn.

JONATHAN JONES STATISTICS

POS: DB HT: 5-10 WT: 190 LBS YEAR: 4TH ACQ: FA-16 COLLEGE: AUBURN BORN: 9/20/93**REGULAR SEASON DEFENSIVE STATISTICS**

Year	Team	G/S	TACKLES					INTERCEPTIONS					MISCELLANEOUS					
			TT	UT	A	S	YDS	NO	YDS	AVG	LG	TD	PD	FF	FR	YDS	TD	SPT
2016	Patriots	16/1	6	5	1	0.0	0.0	0	0	0.0	0	0	1	0	0	0	0	8
2017	Patriots	16/4	36	33	3	1.0	15.0	1	6	6.0	6	0	8	0	0	0	0	8
2018	Patriots	16/5	50	39	11	1.5	11.0	3	34	11.3	28	0	7	1	0	0	0	6
Totals - 3 Years		48/10	92	77	15	2.5	26.0	4	40	10.0	28	0	16	1	0	0	0	22

Additional Statistics: 2 Special Teams Fumble Recoveries - at Denver (12/18/16), vs. Miami (11/26/17); 1 Special Teams Forced Fumble at Miami (1/1/16).

POSTSEASON DEFENSIVE STATISTICS

Year	Team	G/S	TACKLES					INTERCEPTIONS					MISCELLANEOUS					
			TT	UT	A	S	YDS	NO	YDS	AVG	LG	TD	PD	FF	FR	YDS	TD	SPT
2016	Patriots	3/0	0	0	0	0.0	0.0	0	0	0.0	0	0	0	0	0	0	0	4
2017	Patriots	1/0	1	1	0	0.0	0.0	0	0	0.0	0	0	0	0	0	0	0	1
2018	Patriots	3/2	10	8	2	1.0	2.0	0	0	0.0	0	0	1	0	0	0	0	0
Totals - 3 Years		7/2	11	9	2	1.0	2.0	0	0	0.0	0	0	1	0	0	0	0	5

JONES' CAREER GAME-BY-GAME

2016	OPPONENT	P/S	TT	UT	A	S	YDS	INT	YDS	PD	FF	FR	SPT
09/11	at Arizona	p	0	0	0	0	0	0	0	0	0	0	1
09/18	Miami	p	0	0	0	0	0	0	0	0	0	0	0
09/22	Houston	p	0	0	0	0	0	0	0	0	0	0	0
10/02	Buffalo	p	0	0	0	0	0	0	0	0	0	0	0
10/09	at Cleveland	p	1	1	0	0	0	0	0	0	0	0	0
10/16	Cincinnati	p	0	0	0	0	0	0	0	0	0	0	1
10/23	at Pittsburgh	p	0	0	0	0	0	0	0	0	0	0	0
10/30	at Buffalo	p	0	0	0	0	0	0	0	0	0	0	0
11/13	Seattle	p	0	0	0	0	0	0	0	0	0	0	0
11/20	at San Francisco	p	0	0	0	0	0	0	0	0	0	0	1
11/27	at N.Y. Jets	p	0	0	0	0	0	0	0	0	0	0	2
12/04	Los Angeles	p	0	0	0	0	0	0	0	0	0	0	1
12/12	Baltimore	p	2	2	0	0	0	0	0	0	0	0	0
12/18	at Denver	S	3	2	1	0	0	0	0	0	0	0	1
12/24	N.Y. Jets	p	0	0	0	0	0	0	0	0	0	0	1
01/01	at Miami	p	0	0	0	0	0	0	0	0	0	0	1
2016 Totals	16/1	6	5	1	0.0	0.0	0	0	0	0	0	0	8
01/14	Houston	p	0	0	0	0	0	0	0	0	0	0	0
01/22	Pittsburgh	p	0	0	0	0	0	0	0	0	0	0	3
02/05	Atlanta	p	0	0	0	0	0	0	0	0	0	0	1
2016 Postseason	3/0	0	0	0	0.0	0.0	0	0	0	0	0	0	4

2017	OPPONENT	P/S	TT	UT	A	S	YDS	INT	YDS	PD	FF	FR	SPT
09/07	Kansas City	p	0	0	0	0	0	0	0	0	0	0	1
09/17	at New Orleans	p	2	2	0	0	0	0	0	2	0	0	0
09/24	Houston	p	3	3	0	0	0	0	0	0	0	0	0
10/01	Carolina	p	2	2	0	0	0	0	0	0	0	0	1
10/05	at Tampa Bay	p	1	1	0	0	0	0	0	1	0	0	0
10/15	at N.Y. Jets	p	2	2	0	0	0	0	0	0	0	0	1
10/22	Atlanta	p	1	0	1	0	0	0	0	1	0	0	0
10/29	L.A. Chargers	p	0	0	0	0	0	1	6	2	0	0	0
11/12	at Denver	p	4	3	1	0	0	0	0	1	0	0	0
11/19	at Oakland	S	5	5	0	0	0	0	0	1	0	0	0

11/26	Miami	S	9	9	0	1.0	15.0	0	0	0	0	0	0	
12/03	at Buffalo	S	2	1	1	0	0	0	0	0	0	0	2	
12/11	at Miami	S	2	2	0	0	0	0	0	0	0	0	0	
12/17	at Pittsburgh	p	0	0	0	0	0	0	0	0	0	0	1	
12/24	Buffalo	p	0	0	0	0	0	0	0	0	0	0	0	
12/31	N.Y. Jets	p	3	3	0	0	0	0	0	0	0	0	2	
2017 Totals	16/4	36	33	3	1.0	15.0	1	6	8	0	1	8	8	
01/13	Tennessee	p	1	1	0	0	0	0	0	0	0	0	1	
01/21	Jacksonville	Placed on injured reserve (1/17)												
2017 Postseason	1/0	1	1	0	0.0	0.0	0	0	0	0	0	0	1	

2018	OPPONENT	P/S	TT	UT	A	S	YDS	INT	YDS	PD	FF	FR	SPT
09/09	Houston	S	2	0	2	0	0	0	0	2	0	0	2
09/16	at Jacksonville	p	3	2	1	0	0	0	0	0	0	0	0
09/23	at Detroit	p	4	4	0	0	0	0	0	1	0	0	0
09/30	Miami	S	8	5	3	0	0	0	0	0	0	0	0
10/04	Indianapolis	S	5	5	0	0	0	0	1	28	2	0	0
10/14	Kansas City	S	3	2	1	0	0	0	0	0	0	0	1
10/21	at Chicago	p	2	2	0	0	0	0	1	0	1	0	0
10/29	at Buffalo	p	2	2	0	0	0	0	0	0	0	0	1
11/04	Green Bay	S	4	3	1	0	0	0	0	0	0	0	0
11/11	at Tennessee	p	1	1	0	0	0	0	0	0	0	0	0
11/25	at N.Y. Jets	p	3	2	1	0	0	0	0	0	0	0	0
12/02	Minnesota	p	1	1	0	0	0	0	1	6	1	0	0
12/09	at Miami	p	2	1	0	1.0	4.0	0	0	0	0	0	1
12/16	at Pittsburgh	p	5	5	0	1.0	7.0	0	0	0	0	0	0
12/23	Buffalo	p	3	3	0	0	0	0	0	0	0	0	1
12/30	N.Y. Jets	p	2	1	1	0	0	0	0	0	0	0	1
2018 Totals	16/5	50	39	11	1.5	11.0	3	34	7	1	0	0	6
01/13	L.A. Chargers	p	0	0	0	0	0	0	0	0	0	0	0
01/20	at Kansas City	S	2	2	0	0	0	0	0	1	0	0	0
02/03	at L.A. Rams	S	8	6	2	1.0	2.0	0	0	0	0	0	0
2018 Postseason	3/2	10	8	2	1.0	2.0	0	0	1	0	0	0	0



UFOMBA KAMALU



97 | DEFENSIVE LINE

HT: 6-6 | **WT:** 295 | **Born:** 11/2/1992 | **Exp. (NFL/Patriots):** 3/2
GP/GS (Playoffs): 15/3 (0/0) | **Acq:** FA-18
College: Miami (Fla.) | **Hometown:** Fayetteville, Ga.

SUPER BOWLS: 18

PRONOUNCED oo-FOM-ba ka-MA-lu

CAREER TRANSACTIONS

Ufomba Kamalu was signed by the New England Patriots to the 53-man roster from the practice squad on Dec. 21, 2018 ... Originally signed by the Houston as a rookie free agent (5/6/16) ... Released by Houston (9/3/16) ... Signed by the Houston to the practice squad (9/4/16) ... Signed by Houston from the practice squad to the 53-man roster (11/26/16) ... Released by Houston (9/1/18) ... Signed by Arizona to the practice squad (9/25/18) ... Released by Arizona from the practice squad (10/30/18) ... Signed by New England to the practice squad (11/5/18).

SEASONAL REVIEWS

2018 (2/0, 0/0)

- Went to training camp with Houston and began the season on Arizona's practice squad before being released. Joined the New England practice squad on Nov. 4 and was signed to the 53-man roster on Dec. 21.
- Appeared in the final two regular-season contests and made one tackle.
- Was inactive for all three playoff games.

2017 (9/2 – HOUSTON)

- Played in nine games with two starts, tallying 6 total tackles, 2 sacks and 3 tackles for loss.

- Recorded one sack and one tackle in the win vs. Cleveland (10/15).

- Added one sack and two total tackles at Seattle (10/29).

2016 (4/1, 0/0 – HOUSTON)

- Began the season on the Texans practice squad before being added to the 53-man roster on Nov. 26.
- Appeared in four regular season contests, making five total tackles and one sack.
- Made his first career start and added one tackle at Green Bay (12/4).
- Was inactive for both playoff games.
- Notched his first career sack and added two tackles at Tennessee (1/1).

COLLEGE

- Appeared in 35 games at Miami (Fla.), registering 94 total tackles, 8.5 sacks, one interception and 2 passes defensed.
- Began his collegiate career at Butler Community College in El Dorado, Kan. before transferring to Miami following his freshman year.

PERSONAL

- Attended Starr's Mill High School in Fayetteville, Ga.

PLAYERS

UFOMBA KAMALU STATISTICS

POS: DL HT: 6-6 WT: 295 LBS YEAR: 3RD ACQ: FA (ARI)-18 COLLEGE: MIAMI (FLA.) BORN: 11/2/92

REGULAR SEASON DEFENSIVE STATISTICS

Year	Team	G/S	TACKLES					NO	INTERCEPTIONS					MISCELLANEOUS				
			TT	UT	A	S	YDS		YDS	AVG	LG	TD	PD	FF	FR	YDS	TD	SPT
2016	Texans	4/1	5	3	2	1.0	4.0	0	0	0.0	0	0	0	0	0	0	0	0
2017	Texans	9/2	6	5	1	2.0	13.0	0	0	0.0	0	0	0	0	0	0	0	
2018	Patriots	2/0	1	1	0	0.0	0.0	0	0	0.0	0	0	0	0	0	0	0	
Totals – 3 Years		15/3	12	9	3	3.0	17.0	0	0	0.0	0	0	0	0	0	0	0	

POSTSEASON DEFENSIVE STATISTICS

Year	Team	G/S	TACKLES					NO	INTERCEPTIONS					MISCELLANEOUS				
			TT	UT	A	S	YDS		YDS	AVG	LG	TD	PD	FF	FR	YDS	TD	SPT
2016	Texans	0/0	Inactive															
2018	Patriots	0/0	Inactive															
Totals – 2 Years		0/0	0	0	0	0.0	0.0	0	0	0.0	0	0	2	0	0	0	0	0



TED KARRAS



75 | OFFENSIVE LINE

HT: 6-4 | **WT:** 305 | **Born:** 3-15-1993 | **Exp. (NFL/Patriots):** 3/3
GP/GS (Playoffs): 45/5 (9/0) | **Acq:** D6c-16 (221st)
College: Illinois | **Hometown:** Indianapolis, Ind.

SUPER BOWLS: 16, 18

PRONOUNCED CARE-us

CAREER TRANSACTIONS

Ted Karras was signed by the New England Patriots to the 53-man roster from the practice squad on Sept. 7, 2017... Originally drafted by New England in the sixth round (221st overall) of the 2016 NFL Draft ... Released by New England (9/2/17) ... Signed by New England to the practice squad (9/3/17).

SEASONAL REVIEWS

2018 (13/2, 3/0)

- Played in 13 regular-season games with two starts at right guard. Also contributed heavily on special teams throughout the season.
- Appeared in all three postseason contests as a reserve.
- Was inactive vs. Miami (9/30), vs. Indianapolis (10/4) and vs. Kansas City (10/14).
- Replaced an injured Shaq Mason at right guard in the third quarter of the win at Buffalo (10/29).
- Started at right guard in place of an injured Shaq Mason in the victory vs. Green Bay (11/4) and at Tennessee (11/11).
- Contributed on special teams and replaced an injured Shaq Mason at guard for several snaps in the AFC Divisional Playoff win vs. L.A. Chargers (1/13).
- Appeared on special teams in the AFC Championship (1/20) and Super Bowl LIII (2/3) victories.

2017 (0/0, 0/0)

- Appeared in all 16 regular-season games with two starts at center. Contributed mostly on special teams.
- Appeared in all three postseason contests as a reserve, playing mainly on special teams.
- Made his first career start at center due to an injury to David Andrews and played every offensive snap of the win at Oakland (11/19) in Mexico City.
- Made his second straight start at center in place of the injured David Andrews in the win vs. Miami (11/26).

2016 (16/1, 3/0)

- Appeared in all 16 regular-season games with one start at right guard. Also played on special teams.
- Started at right guard in the season-opening win at Arizona (9/11), alternating with Shaq Mason.
- Played on special teams in all three postseason contests, including Super Bowl LI.

COLLEGE

- Made 43 career starts along the offensive line at Illinois.
- Was a two-time All-Big Ten honoree: third team in 2015 and honorable mention in 2014.

EXTRA POINTS

- Ted Karras became the seventh member of his family to play football in the Big Ten, including his great-uncle, Alex Karras. Alex won the Outland Trophy as a defensive tackle at Iowa and was named to the Pro Bowl four times in the NFL with the Detroit Lions before going into acting, including a starring role in the 1980s sitcom "Webster."
- Grandfather, Ted Karras, played defensive tackle at Indiana and five of his nine seasons in the NFL with the Chicago Bears, helping the Bears to the 1963 World Championship.
- Father, Ted Karras Jr. (now the coach at Walsh University), was a defensive tackle at Northwestern and played briefly with the Washington Redskins. Earned a Super Bowl as a replacement player following the 1987 NFL lockout.
- Great-uncle, Paul Karras, played at Iowa; great-uncle, Lou Karras, played at Purdue and three seasons with the Washington Redskins; uncle, Tony Karras, played at Northwestern.
- On top of a bachelor's degree in communications and a master's in recreation, sport and tourism, Ted is pursuing his MBA from Indiana University thanks to an NFLPA program that provides tuition assistance for players navigating a busy NFL schedule.
- Was a three-time Academic All-Big Ten selection (2012, 2014 & 2015).
- Was a team captain as a senior in 2015 and was the team's Illini Warrior Effort Award winner.
- Named All-Big Ten third team by the media and All-Big Ten honorable mention by the coaches as a senior in 2015.
- Named Honorable mention All-Big Ten and Academic All-Big Ten honoree as a junior in 2014.
- Played at right guard in every game as a sophomore in 2013 but the season-opener against Southern Illinois, which he missed due to injury, starting 10 games.
- Earned Illinoise Point Award as top Offensive Lineman at annual postseason banquet.
- Started at right guard in all 12 games as a redshirt freshman in 2012 and was an Academic All-Big Ten honoree.
- Redshirted the 2011 season.
- Earned bachelor's degree in communication from Illinois in December 2014 and was enrolled in the recreation, sport and tourism master's program.
- Married wife, Rachel, in the 2018 offseason.

PERSONAL



BRANDON KING



36 | LINEBACKER

HT: 6-2 | **WT:** 220 | **Born:** 6/8/1993 | **Exp. (NFL/Patriots):** 5/5
GP/GS (Playoffs): 57/0 (11/0) | **Acq:** FA-15
College: Auburn | **Hometown:** Alabaster, Ala.

SUPER BOWLS: 16, 18

CAREER TRANSACTIONS

Brandon King was signed by the New England Patriots to the 53-man roster from the practice squad on Oct. 10, 2015 ... Originally signed by New England as a rookie free agent (5/8/15) ... Released by New England (9/5/15) ... Signed to the Patriots practice squad (9/8/15).

SEASONAL REVIEWS

2018 (15/0, 3/0)

- Played all 15 regular-season games as a reserve, contributing mostly on special teams with 11 tackles.
- Appeared in all three postseason contests as a reserve and made one special teams tackle.
- Was inactive due to injury vs. Buffalo (12/23).
- Made two special teams tackles in the victory at Chicago (10/21).
- Contributed on special teams with three special teams tackles in the win at Buffalo (10/29).
- Made one tackle on special teams in the AFC Championship victory at Kansas City (1/20).

2017 (13/0, 3/0)

- Played in 13 regular-season contests as a reserve, playing mainly on special teams. Contributed eight special teams tackles. Also forced a special teams safety on a punt return tackle in the end zone during a Week 8 win vs. L.A. Chargers.
- Appeared in all three playoff games as a reserve on special teams and posted two special teams tackles.
- Was inactive vs. Carolina (10/1), at Miami (12/11) and at Pittsburgh (12/17) due to injury.
- Contributed with a special teams tackle of WR Travis Benjamin for a safety on a second-quarter punt return that gave the Patriots the lead in their eventual victory vs. L.A. Chargers (10/29).
- Made two special teams tackles in the win at Denver (11/12).
- Contributed with one special teams tackle in the Divisional Playoff victory vs. Tennessee (1/13).
- Added one special teams tackle in Super Bowl LII vs. Philadelphia (2/4).

2016 (16/0, 3/0)

- Played all 16 regular-season games, mainly on special teams. Made one tackle on defense and nine on special teams.
- Appeared in all three playoff games and made one special teams tackle.

EXTRA POINTS

- King showed his positional versatility while playing collegiately at Auburn. He began his career playing safety and linebacker before switching to defensive end for the second half of his senior season.
- Made his first tackle of the season on defense in the win at Buffalo (10/30).
- Totaled two special teams tackles in the win vs. Los Angeles (12/4).
- Recorded two special teams tackles in the win vs. Baltimore (12/12).
- Totaled one special teams tackle in the Divisional Round game vs. Houston (1/14).

2015 (13/0, 2/0)

- Began the season on the practice squad before being added to the 53-man roster on Oct. 10.
- Was one of three rookie free agents, along with David Andrews and Justin Coleman, to be a major contributor on the 53-man roster.
- Appeared in 13 regular-season games and contributed mainly on special teams, posting 12 tackles. Also forced one fumble on a punt return.
- Appeared in both postseason contests and recorded two special teams tackles.
- Contributed heavily on special teams, posting two special teams tackles and forcing a Leodis McKelvin fumble on a punt return in the third quarter of the win vs. Buffalo (11/23), recovered by Jonathan Freeny at the 30-yard line.
- Recorded two special teams tackles in the AFC Championship at Denver (1/24).

COLLEGE

- Played two seasons at Auburn after transferring from Highland Community College.
- Began his tenure at Auburn as a safety in 2013 then converted to defensive end for the second half of his senior season in 2014.

PERSONAL

- Born June 8, 1993, to Angela and Chris King.
- Majored in public administration at Auburn.
- Brandon and wife, Marisa, have a son, Kayden.

BRANDON KING STATISTICS

POS: LB HT: 6-2 WT: 220 LBS YEAR: 5TH ACQ: FA-15 COLLEGE: AUBURN BORN: 6/8/93

REGULAR SEASON DEFENSIVE STATISTICS

Year	Team	G/S	TACKLES					INTERCEPTIONS					MISCELLANEOUS					
			TT	UT	A	S	YDS	NO	YDS	AVG	LG	TD	PD	FF	FR	YDS	TD	SPT
2015	Patriots	13/0	0	0	0	0.0	0.0	0	0	0.0	0	0	0	0	0	0	0	12
2016	Patriots	16/0	1	1	0	0.0	0.0	0	0	0.0	0	0	0	0	0	0	9	
2017	Patriots	13/0	0	0	0	0.0	0.0	0	0	0.0	0	0	0	0	0	0	8	
2018	Patriots	15/0	0	0	0	0.0	0.0	0	0	0.0	0	0	0	0	0	0	11	
Totals – 4 Years		57/0	1	1	0	0.0	0.0	0	0	0.0	0	0	0	0	0	0	40	

Additional Statistics: 1 Special Teams Forced Fumble vs. Buffalo (11/23/15); Special Teams Safety vs. L.A. Chargers (10/29).


POSTSEASON DEFENSIVE STATISTICS

Year	Team	G/S	TACKLES					INTERCEPTIONS					MISCELLANEOUS					
			TT	UT	A	S	YDS	NO	YDS	AVG	LG	TD	PD	FF	FR	YDS	TD	SPT
2015	Patriots	2/0	0	0	0	0.0	0.0	0	0	0.0	0	0	0	0	0	0	0	3
2016	Patriots	3/0	0	0	0	0.0	0.0	0	0	0.0	0	0	0	0	0	0	1	
2017	Patriots	3/0	0	0	0	0.0	0.0	0	0	0.0	0	0	0	0	0	0	2	
2018	Patriots	3/0	0	0	0	0.0	0.0	0	0	0.0	0	0	0	0	0	0	1	
Totals – 4 Years		11/0	0	0	0	0.0	0.0	0	0	0.0	0	0	0	0	0	0	7	

KING'S CAREER GAME-BY-GAME

2015	OPPONENT	P/S	TT	UT	A	S	YDS	INT	YDS	PD	FF	FR	SPT	2017	OPPONENT	P/S	TT	UT	A	S	YDS	INT	YDS	PD	FF	FR	SPT		
09/27	Jacksonville	Signed to 53-man roster from the practice squad (10/10)													09/07	Kansas City	p	0	0	0	-	-	-	-	-	-	-	-	1
10/11	at Dallas	p	0	0	0	-	-	-	-	-	-	-	-	09/17	at New Orleans	p	0	0	0	-	-	-	-	-	-	-	-		
10/18	at Indianapolis	p	0	0	0	-	-	-	-	-	-	-	-	09/24	Houston	p	0	0	0	-	-	-	-	-	-	-	-		
10/25	N.Y. Jets	p	0	0	0	-	-	-	-	-	-	-	-	10/01	Carolina	Inactive													
10/29	Miami	p	0	0	0	-	-	-	-	-	-	-	-	10/05	at Tampa Bay	p	0	0	0	-	-	-	-	-	-	-			
11/08	Washington	p	0	0	0	-	-	-	-	-	-	-	-	10/15	at N.Y. Jets	p	0	0	0	-	-	-	-	-	-	-			
11/15	at N.Y. Giants	p	0	0	0	-	-	-	-	-	-	-	-	10/22	Atlanta	p	0	0	0	-	-	-	-	-	-	-			
11/23	Buffalo	p	0	0	0	-	-	-	-	-	-	-	-	10/29	L.A. Chargers	p	0	0	0	-	-	-	-	-	-	-			
11/29	at Denver	p	0	0	0	-	-	-	-	-	-	-	-	11/12	at Denver	p	0	0	0	-	-	-	-	-	-	-			
12/06	Philadelphia	p	0	0	0	-	-	-	-	-	-	-	-	11/19	at Oakland	p	0	0	0	-	-	-	-	-	-	-			
12/13	at Houston	p	0	0	0	-	-	-	-	-	-	-	-	11/26	Miami	p	0	0	0	-	-	-	-	-	-	-			
12/20	Tennessee	p	0	0	0	-	-	-	-	-	-	-	-	12/03	at Buffalo	p	0	0	0	-	-	-	-	-	-	-			
12/27	at N.Y. Jets	p	0	0	0	-	-	-	-	-	-	-	-	12/11	at Miami	Inactive													
01/03	at Miami	p	0	0	0	-	-	-	-	-	-	-	-	12/17	at Pittsburgh	Inactive													
2015 Totals		13/0	0	0	0	0.0	0.0	0	0	0	0	0	12	12/24	Buffalo	p	0	0	0	-	-	-	-	-	-	-			
01/16	Kansas City	p	0	0	0	-	-	-	-	-	-	-	-	12/31	N.Y. Jets	p	0	0	0	-	-	-	-	-	-	-			
01/24	at Denver	p	0	0	0	-	-	-	-	-	-	-	-	2017 Totals	13/0	0	0	0	0.0	0.0	0	0	0	0	0	8			
2015 Postseason		2/0	0	0	0	0.0	0.0	0	0	0	0	0	2	01/13	Tennessee	p	0	0	0	-	-	-	-	-	-	-			
2016	OPPONENT	P/S	TT	UT	A	S	YDS	INT	YDS	PD	FF	FR	SPT	01/21	Jacksonville	p	0	0	0	-	-	-	-	-	-	-			
09/11	at Arizona	p	0	0	0	-	-	-	-	-	-	-	-	02/04	Philadelphia	p	0	0	0	-	-	-	-	-	-	-			
09/18	Miami	p	0	0	0	-	-	-	-	-	-	-	-	2017 Postseason	3/0	0	0	0	0.0	0.0	0	0	0	0	0	2			
09/22	Houston	p	0	0	0	-	-	-	-	-	-	-	-	2018	OPPONENT	P/S	TT	UT	A	S	YDS	INT	YDS	PD	FF	FR	SPT		
10/02	Buffalo	p	0	0	0	-	-	-	-	-	-	-	-	09/09	Houston	p	0	0	0	-	-	-	-	-	-	-			
10/09	at Cleveland	p	0	0	0	-	-	-	-	-	-	-	-	09/16	at Jacksonville	p	0	0	0	-	-	-	-	-	-	-			
10/16	Cincinnati	p	0	0	0	-	-	-	-	-	-	-	-	09/23	at Detroit	p	0	0	0	-	-	-	-	-	-	-			
10/23	at Pittsburgh	p	0	0	0	-	-	-	-	-	-	-	-	09/30	Miami	p	0	0	0	-	-	-	-	-	-	-			
10/30	at Buffalo	p	1	1	0	-	-	-	-	-	-	-	-	10/04	Indianapolis	p	0	0	0	-	-	-	-	-	-	-			
11/13	Seattle	p	0	0	0	-	-	-	-	-	-	-	-	10/14	Kansas City	p	0	0	0	-	-	-	-	-	-	-			
11/20	at San Francisco	p	0	0	0	-	-	-	-	-	-	-	-	10/21	at Chicago	p	0	0	0	-	-	-	-	-	-	-			
11/27	at N.Y. Jets	p	0	0	0	-	-	-	-	-	-	-	-	10/29	at Buffalo	p	0	0	0	-	-	-	-	-	-	-			
12/04	Los Angeles	p	0	0	0	-	-	-	-	-	-	-	-	11/04	Green Bay	p	0	0	0	-	-	-	-	-	-	-			
12/12	Baltimore	p	0	0	0	-	-	-	-	-	-	-	-	11/11	at Tennessee	p	0	0	0	-	-	-	-	-	-	-			
12/18	at Denver	p	0	0	0	-	-	-	-	-	-	-	-	11/25	at N.Y. Jets	p	0	0	0	-	-	-	-	-	-	-			
12/24	N.Y. Jets	p	0	0	0	-	-	-	-	-	-	-	-	12/02	Minnesota	p	0	0	0	-	-	-	-	-	-	-			
01/01	at Miami	p	0	0	0	-	-	-	-	-	-	-	-	12/09	at Miami	p	0	0	0	-	-	-	-	-	-	-			
2016 Totals		16/0	1	1	0	0.0	0.0	0	0	0	0	0	9	12/16	at Pittsburgh	p	0	0	0	-	-	-	-	-	-	-			
01/14	Houston	p	0	0	0	-	-	-	-	-	-	-	-	12/23	Buffalo	Inactive													
01/22	Pittsburgh	p	0	0	0	-	-	-	-	-	-	-	-	12/30	N.Y. Jets	p	0	0	0	-	-	-	-	-	-	-			
02/05	Atlanta	p	0	0	0	-	-	-	-	-	-	-	-	2018 Totals	16/0	0	0	0	0.0	0.0	0	0	0	0	0	11			
2016 Postseason		3/0	0	0	0	0.0	0.0	0	0	0	0	0	1	01/13	L.A. Chargers	p	0	0	0	-	-	-	-	-	-	-			
														01/20	at Kansas City	p	0	0	0	-	-	-	-	-	-	-			
														02/03	at L.A. Rams	p	0	0	0	-	-	-	-	-	-	-			
														2018 Postseason	3/0	0	0	0	0.0	0.0	0	0	0	0	0	1			

PLAYERS



MATT LACOSSE



83 | TIGHT END

HT: 6-6 | **WT:** 255 | **Born:** 9/21/1992 | **Exp. (NFL/Patriots):** 4/1
GP/GS (Playoffs): 22/6 (0/0) | **Acq:** FA-19
College: Illinois | **Hometown:** Naperville, Ill.

PRONOUNCED *la-COSS*

CAREER TRANSACTIONS

Matt LaCosse was signed by the New England Patriots as a free agent on March 15, 2019 ... Originally signed by N.Y. Giants as a rookie free agent (5/7/15) ... Released by N.Y. Giants (8/4/15) ... Signed by N.Y. Jets as a free agent (8/25/15) ... Released by N.Y. Jets (8/30/15) ... Signed by N.Y. Giants to the practice squad (11/4/15) ... Signed by N.Y. Giants to the 53-man roster from the practice squad (12/25/15) ... Released by N.Y. Giants (11/11/17) ... Signed by N.Y. Giants to the practice squad (11/14/17) ... Signed by Denver to the 53-man roster from the N.Y. Giants practice squad (12/12/17).

SEASONAL REVIEWS

2018 (15/5 – DENVER)

- Played in 15 games with five starts and compiled 24 receptions for 250 yards and one touchdown.
- Was inactive due to injury at Oakland (12/24).
- Made his first start of the season at L.A. Chargers (11/18) and caught one pass for 9 yards.
- Caught three passes for 34 yards and his first career touchdown vs. Pittsburgh (11/25).

2017 (2/0 – DENVER)

- Joined the Broncos 53-man roster from the Giants practice squad on Dec. 12 and played in two games.
- Did not accrue any statistics.

2017 (3/1 – N.Y. GIANTS)

- Appeared in three games with one start before being released on Nov. 11 and added to the practice squad on Nov. 14. Did not accrue any statistics.

SINGLE-GAME CAREER HIGHS

REGULAR SEASON:

Receptions:	5	vs. L.A. Chargers (12/30/18)
Receiving Yards:	44	vs. Houston (11/4/18)
Receiving TDs:	1	vs. Pittsburgh (11/25/18)
Long:	44	vs. Houston (11/4/18)

2016 (0/0, 0/0 – N.Y. GIANTS)

- Suffered an injury in the preseason and spent the year on injured reserve.

2015 (2/0 – N.Y. GIANTS)

- Spent time on the Giants practice squad before being added to the 53-man roster on Dec. 25.
- Posted three receptions for 22 yards in his NFL debut at Minnesota (12/27).

COLLEGE

- Played in 47 games at Illinois and finished with 38 receptions for 397 yards and six touchdowns.
- Played 13 games as a senior and posted 14 receptions for 117 yards and three touchdowns.
- Appeared in 12 games as a junior and caught 20 passes for 237 yards and three touchdowns.

PERSONAL

- Attended North High School in Naperville, Ill., where he was named to the The Champaign News-Gazette All-State team.

PLAYERS

MATT LACOSSE STATISTICS

POS: TE HT: 6-6 WT: 255 LBS YEAR: 4TH ACQ: FA-19 COLLEGE: ILLINOIS BORN: 9/21/92

REGULAR SEASON RECEIVING STATISTICS

Year	Team	G/S	REC	YDS	AVG	LG	TD
2015	N.Y. Giants	2/0	3	22	7.3	10	0
2016	N.Y. Giants	0/0	Injured Reserve				
2017	N.Y. Giants	3/1	0	0	0.0	0	0
2017	Broncos	2/0	0	0	0.0	0	0
2018	Broncos	15/5	24	250	10.4	44	1
Totals – 4 Years		22/3	27	272	10.1	44	1

POSTSEASON RECEIVING STATISTICS

Year	Team	G/S	REC	YDS	AVG	LG	TD
2016	N.Y. Giants	0/0	Injured Reserve				
Totals – 1 Year		0/0	0	0	0.0	0	0

LACOSSE'S CAREER GAME-BY-GAME

2015	OPPONENT	P/S	NO	YDS	AVG	LG	TD	
12/27	at Minnesota	p	3	22	7.3	10	0	
01/03	Philadelphia	p	-	-	-	-	-	
2015 Totals			2/0	3	22	7.3	10	0

2016 Season: Injured Reserve

2017	OPPONENT	P/S	NO	YDS	AVG	LG	TD
10/15	at Denver	p	-	-	-	-	-
10/22	Seattle	S	-	-	-	-	-
11/05	L.A. Rams	p	-	-	-	-	-
12/24	at Washington	p	-	-	-	-	-
12/13	Kansas City	p	-	-	-	-	-
2017 Totals			5/1	0	0.0	0	0

2018	OPPONENT	P/S	NO	YDS	AVG	LG	TD	
09/09	Seattle	p	-	-	-	-	-	
09/16	Oakland	p	-	-	-	-	-	
09/23	at Baltimore	p	-	-	-	-	-	
10/01	Kansas City	p	1	17	17.0	17	0	
10/07	at N.Y. Jets	p	2	19	9.5	11	0	
10/14	L.A. Rams	p	1	7	7.0	7	0	
10/18	at Arizona	p	1	12	12.0	12	0	
10/28	at Kansas City	p	4	29	7.8	8	0	
11/04	Houston	p	1	44	11.0	44	0	
11/18	at L.A. Chargers	S	1	9	9.0	9	0	
11/25	Pittsburgh	p	3	34	11.3	17	1	
12/02	Cincinnati	S	-	-	-	-	-	
12/09	at San Francisco	S	1	3	3.0	3	0	
12/15	Cleveland	S	4	43	10.8	14	0	
12/24	Oakland	Inactive	-	-	-	-	-	
12/30	L.A. Chargers	S	5	33	6.6	12	0	
2018 Totals			15/5	24	250	10.4	44	1

PLAYERS



CEDRICK LANG

 **77** | OFFENSIVE LINE

HT: 6-7 | **WT:** 300 | **Born:** 5/12/1992 | **Exp. (NFL/Patriots):** 2/1

GP/GS (Playoffs): 0/0 (0/0) | **Acq:** FA-19

College: Texas El-Paso | **Hometown:** Sioux Falls, S.D.

CAREER TRANSACTIONS

Cedrick Lang was signed by the New England Patriots as a free agent on April 1, 2019 ... Originally signed by N.Y. Giants as a rookie free agent (5/6/16) ... Released by N.Y. Giants (5/9/16) ... Signed by Denver as a free agent (1/27/17) ... Released by Denver (9/2/17) ... Signed by Minnesota to the practice squad (9/4/17).

SEASONAL REVIEWS

2018 (0/0 – MINNESOTA)

- Went to training camp with the Vikings and suffered a season-ending injury during preseason.
- Was placed on injured reserve on Sept. 1.

2017 (0/0, 0/0 – MINNESOTA)

- Spent the offseason with Denver and was released at the end of training camp.
- Signed to the Vikings practice squad on Sept. 4, where he spent the remainder of the season.

2016 (0/0 – N.Y. GIANTS)

- Signed with the Giants as a rookie free agent out of UTEP on May 6 and was released on May 9.

COLLEGE

- Began his career at UTEP on the basketball team, playing four years and appearing in 130 games before using his fifth year of eligibility to play football.
- Finished his career with the highest field goal percentage (.581) in school history.
- Scored 10-plus points in 20 games as a senior and finished the year with a .620 shooting percentage from the field.
- Appeared in 12 games with one start on the football team and caught 11 passes for 72 yards and one touchdown as a tight end.

PERSONAL

- Attended O'Gorman High School in Sioux Falls, S.D.
- Averaged a double-double for the basketball team as a senior, earning all-state and all-district honors.
- Nominated for South Dakota's Gatorade and McDonald's Player of the year.



SHAQ MASON



69 | OFFENSIVE LINE

HT: 6-1 | **WT:** 310 | **Born:** 8/28/1993 | **Exp. (NFL/Patriots):** 5/5
GP/GS (Playoffs): 60/55 (11/11) | **Acq:** D4c-15 (131st)
College: Georgia Tech | **Hometown:** Columbia, Tenn.

SUPER BOWLS: 16, 18

CAREER TRANSACTIONS

Shaq Mason was drafted by the New England Patriots in the fourth round (131st overall) of the 2015 NFL Draft.

CAREER HIGHLIGHTS

- Has started at right guard in three consecutive Super Bowl games, earning victories in Super Bowl LI vs. Atlanta and LIII vs. the Los Angeles Rams.
- Key contributor for an offense that has finished in the top-10 in total offense during each of his four seasons (2015-sixth; 2016-fourth; 2017-first; 2018-fifth).

SEASONAL REVIEWS

2018 (14/14, 3/3)

- Started at right guard in all 14 games he appeared in, missing two games due to injury.
- Started at right guard in all three postseason contests, including the Super Bowl LIII victory vs. the Los Angeles Rams (2/3).

2017 (16/16, 3/3)

- Started at right guard in all 16 regular-season games as part of an offense that led the NFL in total offense and passing yards and finished second in scoring.
- Started at right guard in all three postseason contests, including Super Bowl LII vs. Philadelphia (2/4).

2016 (16/15, 3/3)

- Played in all 16 regular-season games, starting the final 15 at right guard.
- Started all three postseason contests at right guard.
- Rotated in at right guard with Ted Karras in the win at Arizona (9/11).
- Made his first NFL regular-season start at right guard and rotated back in with Ted Karras in the win vs. Miami (9/18).

2015 (14/10, 2/2)

- Played in 14 regular-season games with 10 starts at left guard. Also saw limited action at fullback in short-yardage situations.

EXTRA POINTS

- Shaq's full name is Shaquille Olajuwon Mason, given to him by his mother as an ode to former NBA greats Shaquille O'Neal and Hakeem Olajuwon.
- Rotated in at left guard with Josh Kline in games where he did not start.
- Started both playoff contests at right guard after Tre' Jackson was placed on injured reserve.
- Was inactive due to injury vs. N.Y. Jets (10/25) and vs. Miami (10/29).
- Made his first career start at left guard in the win at Buffalo (9/20).
- Started at left guard and took snaps at fullback in goal-line situations in the win vs. Washington (11/8). Despite injuries and changes to the rotation, the Patriots rushed for 161 yards and did not allow a sack in the game.
- Made his postseason debut starting at right guard in the playoff victory vs. Kansas City (1/16).
- Started at right guard, playing every offensive snap, in the AFC Championship at Denver (1/24).

COLLEGE

- Earned numerous accolades in his college career, including 2014 First Team All-America honors by USA Today. Was also named to the 2014 All-ACC Team by ESPN, the 2013 All-ACC First Team by Sporting News and won ACC Offensive Lineman of the Week on four separate occasions.

PERSONAL

- Full name is Shaquille Olajuwon Mason, but goes by "Shaq."
- Mother is Alicia McGuire and has one sibling, Dee James.
- Helped Columbia Central to a runner-up finish in Tennessee 5A playoffs in 2009 and state championship in 2010.
- Named all-state and all-district in 2009 and 2010 and was selected to play in the Tennessee East-West All-Star Game.
- Majored in business administration at Georgia Tech.



DEVIN McCOURTY



32 | DEFENSIVE BACK

HT: 5-10 | **WT:** 195 | **Born:** 8/13/1987 | **Exp. (NFL/Patriots):** 10/10
GP/GS (Playoffs): 139/139 (22/22) | **Acq:** D1-10 (27th)
College: Rutgers | **Hometown:** Nyack, N.Y.



PRO BOWLS: 10, 14, 16, 17



SUPER BOWLS: 14, 16, 18

CAREER TRANSACTIONS

Devin McCourty was re-signed by the New England Patriots as an unrestricted free agent on March 10, 2015 ... Originally drafted by New England in the first round (27th overall) of the 2010 NFL Draft.

CAREER HIGHLIGHTS

- Has been named a defensive captain eight times (2011-18).
- Selected to his first Pro Bowl in his first season, becoming the fourth Patriots player to be selected as a rookie (Mike Haynes, 1976; John Stephens, 1988; Curtis Martin, 1995).
- Also earned Pro Bowl honors in 2014, 2016 and 2017.
- Earned Associated Press All-Pro Second Team honors at safety in 2013 and 2016 and Second Team All-Pro honors as a rookie in 2010 when he played cornerback, joining Pro Football Hall of Famers Rod Woodson and Ronnie Lott as the only NFL players to earn All-Pro honors at both safety and cornerback.
- His seven interceptions in 2010 are the second-most by a Patriots rookie in franchise history and tied for second in the NFL in 2010.
- Has started every NFL game that he has played in, regular season and playoffs.
- Began his pro career at cornerback (2010-11) before playing corner and safety in 2012 and making the full transition to safety in 2013.
- Became one of just seven players in NFL history to start in at least five Super Bowls, joining Tom Brady (9), Patrick Chung (5), Matt Light (5), Charles Haley (5), Cornelius Bennett (5) and John Elway (5).

SEASONAL REVIEWS

2018 (16/16, 3/3)

- Named a co-captain for the eighth straight year.
- Started all 16 regular-season games and finished with 77 tackles, four passes defended, an 84-yard interception return for a touchdown, a forced fumble and two fumble recoveries. Also added five special teams tackles.
- Started all three postseason contests and totaled 12 tackles with two passes defended.
- Made the start at safety and helped lead a secondary that held QB Ryan Tannehill to just 100 yards passing, while also adding three tackles in the win vs. Miami (9/30).
- Started and finished with a team-high 14 tackles, while also recovering a fumble he forced himself by stripping RB Jordan Wilkins of the ball in the third quarter of the victory vs. Indianapolis (10/4).
- Started at safety and made two tackles while also add-

EXTRA POINTS

- After being selected by the Patriots in the first round of the 2010 NFL Draft, CB Devin McCourty became part of a select group in league history. McCourty's identical twin brother, Jason, joined the Patriots in 2018 for his 10th NFL season. The two became the 12th set of twins to play in the NFL. In Week 1 of 2018, they became the first set of twins to play together on the same team since 1926 when Gene and Tom Golsen suited up together for the Louisville Colonels. Shaquill and Shaquem Griffin of Seattle also accomplished the unique occurrence in Week 1 of 2018.
- Devin and Jason were cornerbacks in the Rutgers secondary from 2005-08. Devin redshirted for the 2005 season and was a year behind his brother in eligibility. Devin became the second twin to suit up for the Patriots, after CB Kato Serwanga was a member of the team from 1998-2000. His twin brother, Jason, played for San Francisco and Minnesota from 1999-2001. According to McCourty's mother, the two can only be told apart by tiny scars on their faces left by chickenpox. For their wives, the twins' season together has been a dream come true.
- In 2013, Devin and twin brother, Jason, partnered with Embrace Kids Foundation and launched "Tackle Sickle Cell," a campaign that aims to educate the public, increase blood donations and raise money and awareness for the fight against sickle cell disease.
- During the 2016 offseason, Devin and Jason were enshrined in the Rutgers University Hall of Distinguished Alumni. This past offseason, Devin and Jason were invited back to deliver the commencement address to the 2019 Rutgers University graduating class.

ing a game-changing, 84-yard interception return for a touchdown that helped seal a victory for the Patriots in the matchup at Buffalo (10/29). McCourty leapt in front of a late fourth quarter pass by QB Derek Anderson with the Patriots holding an 18-6 lead, which effectively sealed the victory by giving the Patriots a three-score lead with less than six minutes remaining in the game.

- Started and finished with a game-high seven tackles and as part of a secondary that limited the Vikings passing attack to just 201 yards in the win vs. Minnesota (12/2). Also added a special teams tackle.
- Started and made two tackles, a pass defended and recovered a fumble before exiting the game in the third quarter due to injury in the win vs. the New York Jets (12/30). McCourty's second quarter fumble recovery led to a New England touchdown drive that opened up a three-score lead and put the game out of reach.

ROOKIE LEADER

Devin McCourty tied for second in the NFL and led all rookies with seven interceptions in 2010. The seven interceptions by a Patriots rookie are second to the eight recorded by Mike Haynes in 1976.

MOST INTERCEPTIONS BY A PATRIOTS ROOKIE

Player	Interceptions	Year
Mike Haynes	8	1976
Devin McCourty	7	2010

2010 NFL INTERCEPTION LEADERS

Player (Team)	Interceptions
Ed Reed (Baltimore)	8
Devin McCourty (New England)	7
Troy Polamalu (Pittsburgh)	7
Asante Samuel (Philadelphia)	7

- Started and finished with a team-high seven tackles while also adding two passes defended in the AFC Divisional Playoff victory vs. L.A. Chargers (1/13).
- Made the start at safety and finished with two total tackles in the Super Bowl LIII victory vs. the Los Angeles Rams (2/3).

2017 (16/16, 3/3)

- Named a co-captain for the seventh-straight year.
- Earned his fourth career Pro Bowl invitation.
- Started all 16 regular-season games and tied a career-high with 94 tackles, notched one sack and one interception, defended five passes and recovered one fumble. Also had three special teams tackles and returned two kickoffs for 15 yards.
- Started all three postseason contests and posted 17 tackles and two passes defended.
- Started at safety and led the team with 10 tackles and added a fumble recovery on the opening drive of the season-opener vs. Kansas City (9/7).
- Started at safety and totaled 10 tackles in the victory while playing every defensive snap of the win vs. Houston (9/24).
- Made the start at safety and led the team with a season-high 11 tackles in the victory at Tampa Bay (10/5).
- Totaled five tackles while also adding a pass defended and an interception of QB Josh McCown in the victory at N.Y. Jets (10/15).
- Started and tied for the team lead with seven tackles, while also adding an 11-yard sack of QB Jay Cutler at Miami (12/11).
- Started at safety and finished with seven tackles and added two passes defended in Super Bowl LII vs. Philadelphia (2/4).

2016 (16/16, 3/3)

- Named a co-captain for the sixth straight year.
- Selected to his third career Pro Bowl and earned Associated Press All Pro: Second Team honors for the third time in his career.
- Started all 16 regular-season games and totaled 78 tack-

HONORS & AWARDS

- 2018:** Team Captain
- 2017:** NFL Pro Bowl, Team Captain
- 2016:** Associated Press All-Pro: Second Team, PFWA All-AFC Team, Pro Bowl, Team Captain
- 2015:** Team Captain
- 2014:** Team Captain, NFL Pro Bowl, Pro Football Writer's Association All-AFC Team
- 2013:** Team Captain, Associated Press All-Pro: Second Team
- 2012:** Team Captain, AFC Special Teams Player of the Week (Wk 7)
- 2011:** Team Captain
- 2010:** Pro Bowl, Associated Press All-Pro: Second Team, Peter King's SI.com All-Pro, Pro Football Weekly/PFWA All Rookie Team, The Sporting News All-Pro Team

les, one interception, seven passes defended, one forced fumble, one fumble recovery and five special teams tackles. Also returned two kickoffs for 9 yards.

- Started all three playoff games and posted 14 tackles, one interception and one pass defended.
- Led the team with nine tackles and one special teams tackle after making the start at safety in the season-opening win at Arizona (9/11).
- Recorded his first interception of the season and added a pass defended as well as four total tackles in the win vs. Baltimore (12/12).
- Recovered a fumble by wide receiver Jordan Norwood with 23 seconds remaining to secure the win at Denver (12/18). Finished the game with five tackles and one pass defended.
- Combined for a team-leading seven tackles and forced a key fourth-quarter fumble of RB Damien Williams at the New England 9-yard line that was recovered by LB Shea McClellin and returned 69 yards to help put the game away in the victory at Miami (1/1).
- Picked off a Houston pass in the third quarter of the Divisional Round victory vs. Houston (1/14) to mark his second postseason interception. Added five total tackles and one pass defended.

2015 (14/14, 2/2)

- Named a co-captain for the fifth straight year.
- Started all 14 regular-season games he played and amassed 63 tackles, one sack, one interception, five passes defended and two special teams tackles.
- Started both postseason contests and posted seven tackles and two passes defended.
- Was inactive vs. Tennessee (12/20) and at N.Y. Jets (12/27) due to injury.
- Made his first interception of the season when he picked off Blake Bortles in the second quarter of the win vs. Jacksonville (9/27) and returned it for 27 yards.
- Started at safety, playing every defensive snap, and recorded a season-high nine tackles in the win at Indianapolis (10/18).

SUPER BOWL STARTER

With his start at safety in Super Bowl LIII vs. the Los Angeles Rams, Devin McCourty joined six other players in NFL history to start at least five Super Bowls.

MOST STARTS IN A SUPER BOWL

Player	SB Starts
Tom Brady	9
Patrick Chung	5
Devin McCourty	5
Matt Light	5
Cornelius Bennett	5
John Elway	5
Charles Haley	5

- Recorded three tackles on defense and one on special teams in the win vs. Miami (10/29). Also sacked Ryan Tannehill for a 13-yard loss, the second sack of his career and first since his rookie season.

2014 (16/16, 3/3)

- Named a co-captain for the fourth straight year.
- Earned his second career Pro Bowl invitation and was named to the Pro Football Writer's Association All-AFC Team.
- Started all 16 regular-season games at safety and registered 72 tackles, two interceptions, six passes defended, one forced fumble, two fumble recoveries and two special teams tackles.
- Started all three postseason contests and posted nine tackles, one interception, three passes defended and one special teams tackle.
- Returned a first-quarter interception 60 yards to the Vikings 1-yard line to set up a Patriots touchdown in the win at Minnesota (9/14). It is the longest interception return of his career; the previous long was a 50-yard return as a rookie in 2010 at Detroit (11/25) on Thanksgiving Day.
- Intercepted Andrew Luck at the Patriots 22-yard line and returned it 10 yards in the win at Indianapolis (11/16). Also posted three tackles.
- Started at safety and tallied a season-high nine tackles at Green Bay (11/30).
- Registered three tackles, two passes defended, one special teams stop and his first career postseason interception in the AFC Divisional win vs. Baltimore (1/10).
- Started at safety and played 52 of 53 defensive snaps in the Super Bowl XLIX win vs. Seattle (2/1), finishing the game with five tackles.

ELITE ALL-PRO COMPANY

Devin McCourty earned Associated Press All-Pro Second Team honors at safety for his performance in 2013 and 2016. He also earned Second Team All-Pro Honors as a rookie in 2010 when he played cornerback. McCourty joins Pro Football Hall of Famers Rod Woodson and Ronnie Lott as the only NFL players to earn All-Pro honors at both safety and cornerback.

2013 (15/15, 2/2)

- Named a co-captain for the third straight year.
- Earned Associated Press All-Pro Second Team honors for the second time.
- Started 15 regular-season games and registered 75 tackles, one interception, nine passes defended, two forced fumbles, one fumble recovery and two special teams tackles. Also returned seven kickoffs for 132 yards.
- Started both playoff contests and compiled nine tackles and one special teams tackle.
- Was inactive for the regular-season finale vs. Buffalo (12/29) due to injury.
- Made three tackles, defended a pass and returned a first-quarter fumble, the first fumble recovery of his career, 44 yards that led to a Patriots field goal vs. N.Y. Jets (9/12).
- Registered a season-high 12 tackles at Atlanta (9/29), the fifth double-digit tackle effort of his career. Also forced a fumble that went out of bounds.
- Made double-digit tackles (11) for the second straight game at Cincinnati (10/6) and forced a fumble. Also stepped in on kickoffs for an injured Leon Washington, returning three kicks for 74 yards.
- Compiled five tackles vs. Miami (10/27) and initiated a fourth-quarter interception by tipping an errant Ryan Tannehill pass along the sideline to Marquice Cole, who hauled in the interception.
- Tallied five tackles and a first-quarter interception vs. Pittsburgh (11/3) that set up a Patriots touchdown on the ensuing play.
- Started at safety at Baltimore (12/22) and left in the third quarter with a head injury and did not return. Made three tackles and defended two passes before leaving the game.
- Led the defense with nine tackles in the AFC Championship Game at Denver (1/9).

2012 (16/16, 2/2)

- Elected a defensive co-captain by his teammates for the second consecutive season. Played both cornerback and safety and was utilized as a kick returner.
- Started all 16 regular-season games and accumulated 89 tackles, five interceptions, 13 passes defended and two forced fumbles - one on defense, one on special teams. Also returned 27 kickoffs for 654 yards and his first career touchdown - a 104-yard return vs. N.Y. Jets (10/21).
- Started both playoff games and compiled 15 tackles and one special teams tackle.

RECORD RETURNING

Devin McCourty had a 104-yard kickoff return for a touchdown in the first quarter vs. the Jets (10/21/12), the second longest kickoff return in team history. Ellis Hobbs has the longest in team history with a 108-yard return for a touchdown at the New York Jets on Sept. 9, 2007. He was named AFC Special Teams Player of the Week for his performance.

LONGEST KICKOFF RETURN IN PATRIOTS HISTORY

Ellis Hobbs	108TD at N.Y. Jets (9/9/07)
Devin McCourty	104TD vs. N.Y. Jets (10/21/12)

- Began the season as the starter for the first six games at left cornerback, and moved to a starter at safety for the next eight games with the injuries to Patrick Chung and the acquisition of Aqib Talib. Moved back to start at left cornerback for the final two regular-season contests due to injuries in the secondary.
- Three of his five interceptions came in the Patriots end zone to stop a driving opponent: vs. Buffalo (11/11), vs. Houston (12/10) and vs. San Francisco (12/16).
- Started at cornerback, was second on the team with seven tackles and led the team with two passes defended in the season-opening win at Tennessee (9/9).
- Led the defense with four passes defended at Baltimore. (9/23). Also made seven tackles.
- Started and made six tackles and intercepted two passes in the win at Buffalo (9/30). McCourty returned the second pick 34 yards, deep into Bills territory and the offense converted the turnover into a touchdown. It was the second two-interception game of his career.
- Returned a first quarter kickoff 104 yards for a touchdown, marking the second-longest kickoff return in Patriots history, a key play in the Patriots overtime win vs. N.Y. Jets (10/21). Forced to start at safety due to injuries in the secondary and made three tackles.
- Started his third straight game at safety and registered a season-high nine tackles, intercepted a Bills pass to seal the win on the final drive and forced a fumble on the goal line vs. Buffalo (11/11).
- Compiled a season-high tying nine tackles on defense and forced a fumble on special teams that was returned by Julian Edelman for a touchdown in the win at N.Y. Jets (11/22).
- Had a key interception in the win over Houston (12/10) in the Patriots end zone in the first quarter that led to a Patriots touchdown.
- Picked off a pass in the end zone for the second straight week vs. San Francisco (12/16) to accompany his four tackles.
- Shifted to left cornerback due to injuries in the secondary for the win at Jacksonville (12/23) and made five tackles.

2011 (14/14, 3/3)

- Started all 14 of the games he played, missing two due to injury. Finished the season with 94 tackles, two interceptions, 13 passes defended and five special teams tackles.
- Saw limited action at safety.
- Started all three playoff games and made 19 tackles.

- Recorded his first interception of the season at the Patriots 2-yard line on a deep Matt Moore pass. Added nine tackles and a career-high four passes defended vs. Miami (12/24).
- Started Super Bowl XLVI vs. N.Y. Giants (2/5) and made seven tackles.

2010 (16/16, 1/1)

- Selected to his first Pro Bowl, becoming the fourth Patriots player to be selected as a rookie (Mike Haynes, 1976; John Stephens, 1988; Curtis Martin, 1995).
- Named to the Associated Press All-Pro Second Team.
- Started all 16 regular-season games and the playoff game vs. N.Y. Jets (1/16).

- Finished his rookie season with 83 tackles, one sack, 17 passes defended (tied for seventh in the league), two forced fumbles and a team-high seven interceptions - the second-most by a Patriots rookie behind Mike Haynes (eight in 1976). The seven interceptions tied for second in the NFL.
- Played in and started his first NFL game in the season opener vs. Cincinnati (9/12), recording six tackles and a pass defended.
- Registered his first NFL interception at San Diego (10/24) on a Philip Rivers pass in the second quarter.
- Made a game-changing interception vs. Minnesota (10/31) off a Brett Favre pass intended for Percy Harvin at the Patriots 26-yard line and returned it 37 yards. He also broke up a potential 59-yard touchdown pass from Favre to Harvin as well as a goal-line pass to Greg Lewis in the fourth quarter in a 28-18 win.
- Intercepted a Peyton Manning pass vs. Indianapolis (11/21) in the third quarter at the Patriots 39-yard line and batted down another Manning pass in the first quarter in a 31-28 win.
- Recorded two interceptions on Thanksgiving at Detroit (11/25), picking off a Shaun Hill pass in the third quarter and returning it 23 yards to the Detroit 26-yard line, resulting in a Patriots touchdown four plays later. Also intercepted Hill in the fourth quarter, returning it 50 yards to the Detroit 12-yard line, setting up another Patriots touchdown.
- Registered an interception for the third consecutive game vs. N.Y. Jets (12/6) after picking off Mark Sanchez at the New England 6-yard line in the third quarter.
- Forced a Johnny Knox fumble at Chicago (12/12) in the second quarter that Gary Guyton recovered and returned 35 yards for a touchdown in a 36-7 win.
- Recorded his first career sack vs. Green Bay (12/19), bringing down Matt Flynn for a 4-yard loss on first down in the fourth quarter, starting off a defensive series in which the Patriots forced a key three-and-out while trailing 27-24 in a 31-27 win. Finished with two passes defended and 11 tackles, including a stop of John Kuhn for no gain on second-and-goal from the 1-yard line in the fourth quarter, helping to force a Packers field goal.

- Forced a Ryan Fitzpatrick fumble on a 14-yard scramble that was recovered by Eric Moore at the New England 37-yard line at Buffalo (12/26).
- Intercepted a Chad Henne pass vs. Miami (1/2) on the fifth play of the game at the Patriots 47-yard line.

COLLEGE

- Started 39-of-52 games at cornerback at Rutgers, recording 238 tackles (149 solos) with a 4-yard sack, 14 stops for minus-34 yards, two pressures, two forced fumbles and five fumble recoveries.
- Deflected 27 passes and intercepted six more for 105 yards in returns (17.5 avg.) and two touchdowns. Also blocked seven kicks (six punts, one field goal) for 102 yards in returns, as six blocks led to Rutgers scoring drives.
- His 49 tackles on special teams were the most by a Big East player during the span of the 2006-09 seasons.
- His two interception returns for touchdowns are tied for seventh on the conference season-record list.

- His 98-yard kickoff return vs. UConn in 2009 tied Hall Conors (vs. Maryland in 1998) for the third-longest kickoff return in school history.
- Academic All-Big East Conference in 2006 and 2007.
- Earned The NFL Draft Report All-American and All-Big East Conference first-team honors, becoming the first conference player to earn that honor at two different positions in the same year (cornerback and special teams) as a senior.
- First-team All-Big East Conference selection by the NFL Draft Report as a junior.

PERSONAL

- Attended Saint Joseph's (Montvale, N.J.) High School, where he and Jason were inducted into the school's hall of fame in the 2015 offseason.

- His twin brother, Jason, was a teammate and fellow cornerback at Saint Joseph's High School and Rutgers. He was selected in the sixth round of the 2009 NFL Draft by the Tennessee Titans.
- Was an all-league first-team defensive back in his final two seasons as he played alongside his twin brother.
- After his senior campaign, he was one of nine Rutgers recruits to play in the 2005 New York/New Jersey Governor's Bowl at Rutgers Stadium.
- Also lettered in basketball, starting at point guard for a team that compiled a 26-2 record during his senior season.
- Devin and wife, Michelle, have a daughter, Londyn and a son, Brayden.
- Majored in sociology at Rutgers.

DEVIN McCOURTY STATISTICS

POS: DB HT: 5-10 WT: 195 YEAR: 10TH ACQ: D1-10 (27TH) COLLEGE: RUTGERS BORN: 8/13/87

REGULAR SEASON DEFENSIVE STATISTICS

Year	Team	G/S	TACKLES					INTERCEPTIONS					MISCELLANEOUS					KICK RETURNS					
			TT	UT	A	S	YDS	NO	YDS	AVG	LG	TD	PD	FF	FR	YDS	TD	SPT	NO	YDS	AVG	LG	TD
2010	Patriots	16/16	83	71	12	1.0	4.0	7	110	15.7	50	0	17	2	0	0	0	12	0	0	0.0	0	0
2011	Patriots	14/14	94	71	23	0.0	0.0	2	38	19.0	38	0	13	0	0	0	0	5	1	24	24.0	24	0
2012	Patriots	16/16	89	63	26	0.0	0.0	5	53	10.6	34	0	13	2	0	0	0	3	27	654	24.2	104t	1
2013	Patriots	15/15	75	59	16	0.0	0.0	1	0	0.0	0	0	9	2	1	44	0	2	7	132	18.9	27	0
2014	Patriots	16/16	72	54	18	0.0	0.0	2	70	35.0	60	0	6	1	0	0	0	2	1	27	27.0	27	0
2015	Patriots	14/14	63	50	13	1.0	13.0	1	27	27	0	0	5	0	0	0	0	2	2	0	0.0	0	0
2016	Patriots	16/16	78	64	14	0.0	0.0	1	0	0.0	0	0	7	1	1	0	0	5	2	9	4.5	0	0
2017	Patriots	16/16	94	77	17	1.0	11.0	1	0	0.0	0	0	5	0	1	0	0	3	2	15	7.5	12	0
2018	Patriots	16/16	77	55	22	0.0	0.0	1	84	84.0	84t	1	4	1	2	0	0	5	0	0	0.0	0	0
Totals - 9 Years	139/139		725	564	161	3.0	28.0	21	382	18.2	84t	1	79	9	5	44	0	39	42	861	20.5	104t	1

Additional Statistics: 1 Special Teams Forced Fumble at N.Y. Jets (11/22/12).

POSTSEASON DEFENSIVE STATISTICS

Year	Team	G/S	TACKLES					INTERCEPTIONS					MISCELLANEOUS					KICK RETURNS					
			TT	UT	A	S	YDS	NO	YDS	AVG	LG	TD	PD	FF	FR	YDS	TD	SPT	NO	YDS	AVG	LG	TD
2010	Patriots	1/1	2	2	0	0.0	0.0	0	0	0.0	0	0	0	0	0	0	0	1	0	0	0.0	0	0
2011	Patriots	3/3	19	14	5	0.0	0.0	0	0	0.0	0	0	0	0	0	0	0	0	0	0	0.0	0	0
2012	Patriots	2/2	15	10	5	0.0	0.0	0	0	0.0	0	0	0	0	0	0	0	1	6	121	20.2	29	0
2013	Patriots	2/2	9	9	0	0.0	0.0	0	0	0.0	0	0	0	0	0	0	0	1	0	0	0.0	0	0
2014	Patriots	3/3	9	7	2	0.0	0.0	1	0	0.0	0	0	3	0	0	0	0	1	0	0	0.0	0	0
2015	Patriots	2/2	7	5	2	0.0	0.0	0	0	0.0	0	0	2	0	0	0	0	0	0	0	0.0	0	0
2016	Patriots	3/3	14	8	6	0.0	0.0	1	4	4.0	4	0	1	0	0	0	0	0	0	0	0.0	0	0
2017	Patriots	3/3	17	15	2	0.0	0.0	0	0	0.0	0	0	2	0	0	0	0	0	0	0	0.0	0	0
2018	Patriots	3/3	12	9	3	0.0	0.0	0	0	0.0	0	0	2	0	0	0	0	0	0	0	0.0	0	0
Totals - 9 Years	22/22		104	79	25	0.0	0.0	2	4	2.0	4	0	10	0	0	0	0	4	6	121	20.2	29	0

McCOURTY'S CAREER GAME-BY-GAME

2010	OPPONENT	P/S	TT	UT	A	S	YDS	INT	YDS	PD	FF	FR	SPT	
09/12	Cincinnati	S	6	6	0	-	-	-	1	-	-	-	1	
09/19	at N.Y. Jets	S	3	1	2	-	-	-	-	-	-	-	1	
09/26	Buffalo	S	5	5	0	-	-	-	-	-	-	-	-	
10/04	at Miami	S	7	4	3	-	-	-	1	-	-	-	1	
10/17	Baltimore	S	5	4	1	-	-	-	1	-	-	-	-	
10/24	at San Diego	S	3	3	0	-	-	1	0	1	-	-	-	
10/31	Minnesota	S	5	5	0	-	-	1	37	3	-	-	1	
11/07	at Cleveland	S	7	6	1	-	-	-	-	-	-	-	-	
11/14	at Pittsburgh	S	10	9	1	-	-	-	1	-	-	-	2	
11/21	Indianapolis	S	5	5	0	-	-	1	0	2	-	-	-	
11/25	at Detroit	S	4	3	1	-	-	2	73	2	-	-	4	
12/06	N.Y. Jets	S	2	2	0	-	-	1	0	1	-	-	1	
12/12	at Chicago	S	4	4	0	-	-	-	1	1	-	-	-	
12/19	Green Bay	S	11	9	2	1.0	4.0	-	-	1	-	-	-	
12/26	at Buffalo	S	5	4	1	-	-	-	-	1	-	-	-	
01/02	Miami	S	1	1	0	-	-	1	0	2	-	-	1	
2010 Totals			16/16	83	71	12	1.0	4.0	7	110	17	2	0	12
01/16	N.Y. Jets	S	2	2	0	-	-	-	-	-	-	-	-	
2010 Postseason			1/1	2	2	0	0.0	0.0	0	0	0	0	0	1

2011	OPPONENT	P/S	TT	UT	A	S	YDS	INT	YDS	PD	FF	FR	SPT
09/12	at Miami	S	11	10	1	-	-	-	2	-	-	-	1
09/18	N.Y. Jets	S	2	2	0	-	-	-	-	-	-	-	-
09/25	at Buffalo	S	8	8	0	-	-	-	1	-	-	-	-
10/02	at Oakland	S	9	7	2	-	-	-	-	-	-	-	-
10/09	N.Y. Jets	S	5	1	4	-	-	-	-	-	-	-	1
10/16	Dallas	S	6	4	2	-	-	-	-	-	-	-	-
10/30	at Pittsburgh	S	11	7	4	-	-	-	-	-	-	-	-
11/06	N.Y. Giants	S	6	4	2	-	-	-	-	-	-	-	-
11/13	at N.Y. Jets	S	3	3	0	-	-	-	-	-	-	-	1
11/21	at Kansas City								Inactive				
11/27	at Philadelphia								Inactive				
12/04	Indianapolis	S	4	4	0	-	-	-	-	-	-	-	-
12/11	at Washington	S	9	7	2	-	-	-	3	-	-	-	1
12/18	at Denver	S	4	4	0	-	-	-	1	-	-	-	1
12/24	Miami	S	9	5	4	-	-	1	0	5	-	-	-
01/01	Buffalo	S	7	5	2	-	-	1	38	1	-	-	-
2011 Totals			14/14	94	71	23	0	0	2	38	13	0	5
01/14	Denver	S	7	5	2	-	-	-	-	-	-	-	-
01/22	Baltimore	S	5	3	2	-	-	-	-	-	-	-	-
02/05	N.Y. Giants	S	7	6	1	-	-	-	-	-	-	-	-
2011 Postseason			3/3	19	14	5	0.0	0.0	0	0	0	0	0

2012	OPPONENT	P/S	TT	UT	A	S	YDS	INT	YDS	PD	FF	FR	SPT	
09/09	at Tennessee	S	7	5	2	-	-	-	2	-	-	-	-	
09/16	Arizona	S	4	2	2	-	-	-	-	-	-	-	-	
09/23	at Baltimore	S	7	7	0	-	-	-	4	-	-	-	1	
09/30	at Buffalo	S	6	6	0	-	-	2	34	2	-	-	-	
10/07	Denver	S	4	4	0	-	-	-	-	-	-	-	-	
10/14	at Seattle	S	5	5	0	-	-	-	1	-	-	-	-	
10/21	N.Y. Jets	S	3	3	0	-	-	-	-	-	-	-	-	
10/28	at St. Louis	S	3	2	1	-	-	-	-	-	-	-	-	
11/11	Buffalo	S	9	3	6	-	-	1	0	1	-	-	-	
11/18	Indianapolis	S	8	5	3	-	-	-	1	-	-	-	-	
11/22	at N.Y. Jets	S	9	5	4	-	-	-	1	-	-	-	1	
12/02	at Miami	S	6	2	4	-	-	-	-	-	-	-	-	
12/10	Houston	S	5	5	0	-	-	1	19	1	-	-	-	
12/16	San Francisco	S	4	2	2	-	-	1	0	1	-	-	1	
12/23	at Jacksonville	S	5	3	2	-	-	-	0	-	-	-	-	
12/30	Miami	S	4	4	0	-	-	-	-	-	-	-	-	
2012 Totals			16/16	89	63	26	0.0	0.0	5	53	13	2	0	3
01/13	Houston	S	7	6	1	-	-	-	-	-	-	-	1	
01/20	at Baltimore	S	8	4	4	-	-	-	-	-	-	-	-	
2012 Postseason			2/2	15	10	5	0.0	0.0	0	0	0	0	0	1

2013	OPPONENT	P/S	TT	UT	A	S	YDS	INT	YDS	PD	FF	FR	SPT
09/08	at Buffalo	S	3	2	1	-	-	-	-	-	-	-	-
09/12	N.Y. Jets	S	3	2	1	-	-	-	2	-	-	-	1
09/22	Tampa Bay	S	2	1	1	-	-	-	1	-	-	-	-
09/29	at Atlanta	S	12	10	2	-	-	-	1	-	-	-	-
10/06	at Cincinnati	S	11	9	2	-	-	-	1	-	-	-	-
10/13	New Orleans	S	4	3	1	-	-	-	-	-	-	-	-

10/20	at N.Y. Jets	S	7	5	2	-	-	-	-	2	-	-	-	
10/27	Miami	S	5	4	1	-	-	-	-	1	-	-	1	
11/03	Pittsburgh	S	5	5	0	-	-	-	1	0	1	-	1	
11/18	at Carolina	S	2	2	0	-	-	-	-	-	-	-	-	
11/24	Denver	S	3	2	1	-	-	-	-	-	-	-	-	
12/01	at Houston	S	5	5	0	-	-	-	-	-	-	-	-	
12/08	Cleveland	S	4	2	2	-	-	-	-	-	-	-	-	
12/15	at Miami	S	6	5	1	-	-	-	-	-	-	-	-	
12/22	at Baltimore	S	3	2	1	-	-	-	-	-	-	-	2	
12/29	Buffalo								Inactive					
2013 Totals			15/15	75	59	16	0.0	0.0	1	0	9	2	1	2

2014	OPPONENT	P/S	TT	UT	A	S	YDS	INT	YDS	PD	FF	FR	SPT	
09/07	at Miami	S	7	4	3	-	-	-	-	-	-	-	1	
09/14	at Minnesota	S	1	0	1	-	-	-	1	60	1	-	-	
09/21	Oakland	S	3	3	0	-	-	-	-	-	-	-	-	
09/29	at Kansas City	S	5	4	1	-	-	-	-	1	-	-	-	
10/05	Cincinnati	S	1	0	1	-	-	-	-	1	-	-	1	
10/12	at Buffalo	S	6	5	1	-	-	-	-	-	-	-	1	
10/16	N.Y. Jets	S	3	3	0	-	-	-	-	-	-	-	-	
10/26	Chicago	S	3	2	1	-	-	-	-	-	-	-	-	
11/02	Denver	S	3	2	1	-	-	-	-	-	-	-	-	
11/16	at Indianapolis	S	3	3	0	-	-	-	1	10	1	-	-	
11/23	Detroit	S	7	6	1	-	-	-	-	-	-	-	-	
11/30	at Green Bay	S	9	8	1	-	-	-	-	-	-	-	-	
12/07	at San Diego	S	4	4	0	-	-	-	-	1	-	-	-	
12/14	Miami	S	5	3	2	-	-	-	-	1	-	-	-	
12/21	at N.Y. Jets	S	8	5	3	-	-	-	-	-	-	-	-	
12/28	Buffalo	S	4	2	2	-	-	-	-	-	-	-	-	
2014 Totals			16/16	72	54	18	0.0	0.0	2	70	6	1	0	2
01/10	Baltimore	S	3	2	1	-	-	-	1	0	2	-	-	1
01/18	Indianapolis	S	1	1	0	-	-	-	-	1	-	-	-	-
02/01	Seattle	S	5	4	1	-	-	-	-	-	-	-	-	-
2014 Postseason			3/3	9	7	2	0.0	0.0	1	0	3	0	0	1

2015	OPPONENT	P/S	TT	UT	A	S	YDS	INT	YDS	PD	FF	FR	SPT	
09/10	Pittsburgh	S	5	3	2	-	-	-	-	-	-	-	-	
09/20	at Buffalo	S	6	5	1	-	-	-	-	-	-	-	1	
09/27	Jacksonville	S	1	1	0	-	-	-	1	27	1	-	-	
10/11	at Dallas	S	8	7	1	-	-	-	-	1	-	-	-	
10/18	at Indianapolis	S	9	7	2	-	-	-	-	-	-	-	-	
10/25	N.Y. Jets	S	4	2	2	-	-	-	-	-	-	-	-	
10/29	Miami	S	3	3	0	1.0	13.0	-	-	-	-	-	1	
11/08	Washington	S	4	3	1	-	-	-	-	-	-	-	-	
11/15	at N.Y. Giants	S	3	3	0	-	-	-	-	-	-	-	-	
11/23	Buffalo	S	1	1	0	-	-	-	-	1	-	-	-	
11/29	at Denver	S	4	4	0	-	-	-	-	2	-	-	-	
12/06	Philadelphia	S	7	3	4	-	-	-	-	-	-	-	-	
12/13	at Houston	S	1	1	0	-	-	-	-	-	-	-	-	
12/20	Tennessee								Inactive					
12/27	at N.Y. Jets								Inactive					
01/03	at Miami	S	7	7	0	-	-	-	-	-	-	-	-	
2015 Totals			14/14	63	50	13	1.0	13.0	1	27	5	0	0	0
01/16	Kansas City	S	5	3	2	-	-	-	-	1	-	-	-	-
01/24	at Denver	S	2	2	0	-	-	-	-	-	-	-	-	-
2015 Postseason			2/2	7	5	2	0.0	0.0	0	0	2	0	0	0

2016	OPPONENT	P/S	TT	UT	A	S	YDS	INT	YDS	PD	FF	FR	SPT
09/11	at Arizona	S	9	8	1	-	-	-	-	-	-	-	1
09/18	Miami	S	1	1	0	-	-	-	-	1	-	-	-
09/22	Houston	S	4	3	1	-	-	-	-				

11/27	at N.Y. Jets	S	3	3	0	-	-	-	-	-	-	-	-	-	-	-	-	-	-	-
12/04	Los Angeles	S	0	0	0	-	-	-	-	-	2	-	1	-	-	-	-	-	-	-
12/12	Baltimore	S	4	3	1	-	-	1	0	1	-	-	-	-	-	-	-	-	-	-
12/18	at Denver	S	5	4	1	-	-	-	-	1	-	1	-	-	-	-	-	-	-	-
12/24	N.Y. Jets	S	6	3	3	-	-	-	-	-	-	-	-	-	-	-	-	-	-	-
01/01	at Miami	S	7	6	1	-	-	-	-	-	1	-	-	-	-	-	-	-	-	-
2016 Totals			16/16	78	64	14	0.0	0.0	1	0	7	1	1	3						
01/14	Houston	S	5	1	4	-	-	-	1	4	1	-	-	-	-	-	-	-	-	-
01/22	Pittsburgh	S	4	3	1	-	-	-	-	-	-	-	-	-	-	-	-	-	-	-
02/05	Atlanta	S	5	4	1	-	-	-	-	-	-	-	-	-	-	-	-	-	-	-
2016 Postseason			3/3	14	8	6	0.0	0.0	1	4	1	0	0	0						

2017	OPPONENT	P/S	TT	UT	A	S	YDS	INT	YDS	PD	FF	FR	SPT
09/07	Kansas City	S	10	9	1	-	-	-	-	2	-	1	-
09/17	at New Orleans	S	5	4	1	-	-	-	-	1	-	1	-
09/24	Houston	S	10	9	1	-	-	-	-	-	-	-	-
10/01	Carolina	S	5	3	2	-	-	-	-	-	-	-	-
10/05	at Tampa Bay	S	11	11	0	-	-	-	-	-	-	-	-
10/15	at N.Y. Jets	S	5	4	1	-	-	1	0	1	-	-	-
10/22	Atlanta	S	6	5	1	-	-	-	-	-	-	-	-
10/29	L.A. Chargers	S	5	4	1	-	-	-	-	-	-	-	-
11/12	at Denver	S	4	4	0	-	-	-	-	-	-	-	-
11/19	at Oakland	S	0	0	0	-	-	-	-	-	-	-	-
11/26	Miami	S	3	0	3	-	-	-	-	-	-	1	-
12/03	at Buffalo	S	5	3	2	-	-	-	1	-	-	-	-
12/11	at Miami	S	7	7	0	1.0	11.0	-	-	-	-	-	-
12/17	at Pittsburgh	S	5	3	2	-	-	-	-	-	-	-	-

12/24	Buffalo	S	6	5	1	-	-	-	-	-	-	-	-							
12/31	N.Y. Jets	S	7	6	1	-	-	-	-	-	-	-	1							
2017 Totals			16/16	94	77	17	1.0	11.0	1	0	5	0	1	3						
01/13	Tennessee	S	4	3	1	-	-	-	-	-	-	-	-	-	-	-	-	-	-	-
01/21	Jacksonville	S	6	6	0	-	-	-	-	-	-	-	-	-	-	-	-	-	-	-
02/04	Philadelphia	S	7	6	1	-	-	-	-	2	-	-	-	-	-	-	-	-	-	-
2017 Postseason			3/3	17	15	2	0.0	0.0	0	0	2	0	0	0						

2018	OPPONENT	P/S	TT	UT	A	S	YDS	INT	YDS	PD	FF	FR	SPT							
09/09	Houston	S	6	2	4	-	-	-	-	-	-	-	1							
09/16	at Jacksonville	S	4	4	0	-	-	-	-	-	-	-	-							
09/23	at Detroit	S	5	4	1	-	-	-	-	-	-	-	-							
09/30	Miami	S	3	0	3	-	-	-	-	-	-	-	-							
10/04	Indianapolis	S	14	11	3	-	-	-	-	1	1	1	-							
10/14	Kansas City	S	3	3	0	-	-	-	-	-	-	-	1							
10/21	at Chicago	S	4	4	0	-	-	-	-	-	-	-	-							
10/29	at Buffalo	S	2	2	0	-	-	-	1	84	1	-	1							
11/04	Green Bay	S	4	2	2	-	-	-	-	-	-	1	-							
11/11	at Tennessee	S	4	4	0	-	-	-	-	-	-	-	1							
11/25	at N.Y. Jets	S	5	4	1	-	-	-	-	-	-	-	-							
12/02	Minnesota	S	7	5	2	-	-	-	-	-	-	-	1							
12/09	at Miami	S	7	5	2	-	-	-	-	-	-	-	-							
12/16	at Pittsburgh	S	5	3	2	-	-	-	-	-	-	-	-							
12/23	Buffalo	S	2	2	0	-	-	-	-	-	-	-	-							
12/30	N.Y. Jets	S	2	0	2	-	-	-	-	1	-	1	-							
2018 Totals			16/16	77	55	22			1	84	4	1	2	5						
01/13	L.A. Chargers	S	7	5	2	-	-	-	-	-	-	-	2	-	-	-	-	-	-	-
01/20	at Kansas City	S	3	3	0	-	-	-	-	-	-	-	-	-	-	-	-	-	-	-
02/03	at L.A. Rams	S	2	1	1	-	-	-	-	-	-	-	-	-	-	-	-	-	-	-
2018 Postseason			3/3	12	9	3			0	0	2	0	0	0						



JASON McCOURTY



30 | CORNERBACK

HT: 5-11 | **WT:** 195 | **Born:** 8/13/1987 | **Exp. (NFL/Patriots):** 11/2
GP/GS (Playoffs): 138/116 (3/3) | **Acc:** TR (CLE)-18
College: Rutgers | **Hometown:** Nyack, N.Y.

SUPER BOWLS: 18

CAREER TRANSACTIONS

Jason McCourty was re-signed by the New England Patriots as an unrestricted free agent on March 14, 2019 ... Originally drafted by Tennessee in the sixth round (203rd overall) of the 2009 NFL Draft ... Released by Tennessee (4/13/17) ... Signed by Cleveland as a free agent (5/17/17) ... Acquired by New England from Cleveland along with a 2018 seventh-round selection (219th overall) in a trade in exchange for a 2018 sixth-round draft selection (3/15/18).

SEASONAL REVIEWS

2018 (16/12, 3/3)

- Started at cornerback in 12-of-16 regular-season games, finishing with 68 total tackles, one interception, ten passes defended and a forced fumble. Also added two special teams tackles.
- Started all three postseason contests in his postseason debut, totaling 10 tackles and four passes defended. Broke up a would-be touchdown reception by WR Brandin Cooks in the Super Bowl LIII victory vs. the Los Angeles Rams (2/3) as part of a defensive unit that held the Los Angeles offense to just three total points after they entered the game averaging 32.9 points per game.
- Made his Patriots debut and saw limited snaps on defense,

EXTRA POINTS

- Jason joined the Patriots in the 2018 offseason, and in Week 1 along with twin brother, Devin, became just the third set of twins in NFL history to play together on the same field. Gene and Tom Golsen played together for the 1926 Louisville Colonels. Shaquill and Shaquem Griffin of Seattle also accomplished the unique occurrence in Week 1 of 2018. For their wives, the twins' season together has been a dream come true.
- In 2013, Jason and Devin partnered with Embrace Kids Foundation and launched "Tackle Sickle Cell," a campaign that aims to educate the public, increase blood donations and raise money and awareness for the fight against sickle cell disease.
- In 2014, Jason was voted Tennessee's Walter Payton Man of the Year, an award that recognizes an NFL player for his excellence on and off the field.
- During the 2016 offseason, Jason and Devin were enshrined in the Rutgers University Hall of Distinguished Alumni. This past offseason, Devin and Jason were invited back to their alma mater to deliver the commencement address to the Rutgers University 2019 graduating class.

while adding a pass defended on QB Deshaun Watson's Hail Mary attempt to close out the season-opening victory vs. Houston (9/9). Also contributed on special teams with one special teams tackle. Along with twin brother, Devin, became just the third set of twins in NFL history to play together on the same field when they lined up next to each other during the Patriots opening kickoff.

- Saw his first extensive time of the season at cornerback where he finished with five tackles, while also adding a special teams tackle at Jacksonville (9/16).
- Made the start at cornerback in place of an injured Eric Rowe and finished with six tackles at Detroit (9/23).
- Started at cornerback and finished with three tackles as part of a secondary that limited QB Ryan Tannehill to just 100 yards passing in the victory vs. Miami (9/30).
- Started at cornerback and helped hold the Vikings passing attack to just 201 yards, finishing with six total tackles in the victory vs. Minnesota (12/2).
- Led the team with a team-high nine tackles in a starting role at Pittsburgh (12/16).
- Contributed in a reserve role on defense but was a major contributor, making three tackles, two passes defended and two key turnovers in the win vs. Buffalo (12/23). Jason forced a fumble on a completed pass to TE Jason Croom deep in New England territory that was recovered by DL Malcom Brown in the third quarter and added a fourth-quarter interception of QB Josh Allen.
- Started in his postseason debut and finished with five tackles and a pass defended in the AFC Divisional Playoff victory vs. L.A. Chargers (1/13).
- Started at corner and made five total tackles as well as two pass breakups in the Super Bowl LIII victory vs. the Los Angeles Rams (2/3). Had a third quarter pass breakup of a would-be touchdown for WR Brandin Cooks that kept the Rams out of the end zone, forcing them to settle for a field goal that tied the game.

2017 (14/14 – CLEVELAND)

- Started all 14 games he appeared in and totaled 65 tackles and three interceptions - one of which was returned for a touchdown. Also defended 14 passes and forced two fumbles.
- Was inactive due to injury vs. Tennessee (10/22) and at Minnesota (10/29).
- Posted four tackles and intercepted his first pass of the season at Baltimore (9/17).
- Posted five tackles and had an interception vs. N.Y. Jets (10/8).
- Had an interception for the second straight game and third of the season and returned the pick 56 yards for a touchdown at Houston (10/15) in the fourth quarter. Also made one tackle.
- Registered a season high 10 tackles vs. Green Bay (12/10).

2016 (14/14 – TENNESSEE)

- Started all 14 games he appeared in and registered 67 tackles, two interceptions, 12 passes defended and one fumble recovery. Also posted two special teams tackles.
- Recorded interceptions in back-to-back weeks at Houston

(10/2) and at Miami (10/9).

- Led the team with 11 tackles and defended two passes vs. Jacksonville (10/27).

2015 (4/4 – TENNESSEE)

- Voted team captain for the third time.
- Was inactive for the first three games of the season and for Week 9 due to injury. Started the next four games and posted 15 tackles and one pass defended before being placed on injured reserve on Nov. 15.

2014 (16/16 – TENNESSEE)

- Started all 16 games at cornerback and led the team with three interceptions and 13 passes defended. Recorded 85 tackles, two forced fumbles and returned a fumble recovery for a touchdown.
- Tied a career-high with two interceptions and collected three tackles at Kansas City (9/7).
- Tied for the team lead with 11 tackles vs. Jacksonville (10/12). Added a forced fumble and one pass defended.
- Notched seven tackles at Houston (11/30) and forced a fumble when he stripped Texans WR Andre Johnson of the ball and returned it 62 yards for a touchdown.
- Tied for the team lead with 10 tackles vs. N.Y. Giants (12/7).

2013 (16/16 – TENNESSEE)

- Voted team captain for the second time in his career.
- Started all 16 games at cornerback and tallied 85 tackles, three interceptions, 11 passes defended, one forced fumble and a returned fumble recovery for a touchdown.
- Posted a season-high nine tackles at Seattle (10/13) and returned a fumble 77 yards for a touchdown on a Seahawks field goal attempt at the end of the first half. Also forced one fumble.

2012 (16/16 – TENNESSEE)

- Voted team captain for the first time in his career.
- Started all 16 games at cornerback and tallied 92 tackles, a career high four interceptions, 15 passes defended, one forced fumble and one fumble recovery. Also returned one kickoff for 14 yards.
- Tied a season high with nine tackles at Minnesota (10/7).
- Totaled five tackles, one interception, two passes defended and set up Tennessee's first score by recovering a blocked punt at the Steelers 1-yard line.
- Led the team with nine tackles, forced a fumble, recovered a fumble and defended one pass at Miami (11/11).
- Tied a career high with two interceptions while posting five tackles and two passes defended vs. N.Y. Jets (12/17).
- Tallied nine tackles at Green Bay (12/23).

2011 (15/15 – TENNESSEE)

- Started all 15 games he played in and totaled a career high 103 tackles, his first career sack, two interceptions, 13 passes defended, one forced fumble and one fumble recovery. Also recovered a blocked punt in the end zone for his first career touchdown.
- Was inactive vs. New Orleans (12/11) due to injury.

- Posted five tackles, his first career sack, one forced fumble and one pass defended in the season-opener at Jacksonville (9/11).
- Recorded a single game career-high 14 tackles at Pittsburgh (10/9). Also defended one pass.
- Tallied seven tackles, one pass defended and recovered a blocked punt and in the end zone for his first career touch-down vs. Indianapolis (10/30).
- Made eight tackles and a recorded a team-high three passes defended at Houston (1/1).

2010 (12/6 – TENNESSEE)

- Played in 12 games with six starts and recorded 44 tackles, two interceptions and 10 passes defended. Also made three special teams tackles.
- Was inactive due to injury vs. Denver (10/3), at Dallas (10/10), at Jacksonville (10/18) and vs. Philadelphia (10/24).
- Posted a season-high eight tackles in the season opener vs. Oakland (9/12). Also defended one pass.
- Recorded four tackles and his first career interception at N.Y. Giants (9/26).
- Tallied two tackles and an interception in his second straight game at San Diego (10/31).

2009 (15/3 – TENNESSEE)

- Played in 15 games with three starts as a rookie and tallied 22 tackles on defense and forced a fumble while registering eight tackles on special teams. Also returned three kickoffs for 72 yards (24.0 avg.)
- Was inactive vs. Buffalo (11/15).
- Made his first career start and made four tackles at Jacksonville (10/4).
- Started at cornerback and recorded a season-high eight tackles vs. Indianapolis (10/11).

COLLEGE

- Appeared in 43 games with 33 starts at Rutgers, totaling 150 tackles, two interceptions, 20 passes defended, two fumble recoveries and a 25.8-yard average on 17 kickoff returns.
- Named team captain as a senior in 2008 and started all 13 games at cornerback. Tallied 52 tackles, six passes defended, one fumble recovery and a team-high two interceptions. Averaged 26.2 yards per kickoff return, good for second-best in Big East play.
- As a junior in 2007, totaled 44 tackles, including three for loss and recorded a team-best 12 passes defended in his second full-season as a starter.
- Earned a starting spot at cornerback as a sophomore in 2006 and appeared in 12 games. Finished with 45 tackles, including four for loss, two passes defended and a fumble recovery.
- Played in nine games as a true freshman in 2005, primarily on special teams.

PERSONAL

- McCourty and his wife, Melissa, have two daughters, Liana and Kai, and a son, Kaiden.
- Attended St. Joseph's (Montvale, N.J.) High School, where he earned all-state honors from the Associated Press and Newark Star-Ledger as a senior and was also named all-league. Also named to MSG High School Heisman Team. Helped the New York team to victory in the 2005 Governor's Bowl.
- Majored in information technology at Rutgers.

JASON McCOURTY STATISTICS

POS: CB HT: 5-11 WT: 195 LBS YEAR: 11TH ACQ: TR (CLE-18) COLLEGE: RUTGERS BORN: 8/13/87


REGULAR SEASON DEFENSIVE STATISTICS

Year	Team	G/S	TT	TACKLES				YDS	NO	INTERCEPTIONS					MISCELLANEOUS				
				UT	A	S				YDS	AVG	LG	TD	PD	FF	FR	YDS	TD	SPT
2009	Titans	15/3	22	18	4	0.0	0.0	0	0	0.0	0	0	0	1	0	0	0	8	
2010	Titans	12/6	44	34	10	0.0	0.0	2	11	5.5	11	0	10	0	0	0	3		
2011	Titans	15/15	103	83	20	1.0	10.0	2	52	26.0	30	0	13	1	1	0	0		
2012	Titans	16/16	92	73	19	0.0	0.0	4	29	7.3	28	0	15	1	1	0	0		
2013	Titans	16/16	65	54	11	0.0	0.0	0	0	0.0	0	0	11	1	1	77t	1		
2014	Titans	16/16	85	77	8	0.0	0.0	3	0	0.0	0	0	11	2	1	62t	1		
2015	Titans	4/4	15	10	5	0.0	0.0	0	0	0.0	0	0	1	0	0	0	0		
2016	Titans	14/14	67	59	8	0.0	0.0	2	7	3.5	6	0	12	0	1	0	2		
2017	Browns	14/14	65	54	11	0.0	0.0	3	59	19.7	56t	1	14	2	0	0	0		
2018	Patriots	16/12	68	53	15	0.0	0.0	1	0	0.0	0	0	10	1	0	0	2		
Totals – 10 Years		138/116	626	515	111	1.0	10.0	17	158	9.2	56t	1	97	9	5	139	2	15	

Additional Statistics: 4 Kickoff Returns for 86 Yards (21.5 avg.). Recovered Blocked Punt in the End Zone for TD vs. Indianapolis (10/30/11).

POSTSEASON DEFENSIVE STATISTICS

Year	Team	G/S	TT	TACKLES				YDS	NO	INTERCEPTIONS					MISCELLANEOUS				
				UT	A	S				YDS	AVG	LG	TD	PD	FF	FR	YDS	TD	SPT
2018	Patriots	3/3	10	9	1	0.0	0.0	0	0	0.0	0	0	4	0	0	0	0		
Totals – 1 Year		3/3	10	9	1	0.0	0.0	0	0	0.0	0	0	4	0	0	0	0		



OBI MELIFONWU

 **22** | DEFENSIVE BACK

HT: 6-4 | **WT:** 224 | **Born:** 4/5/1994 | **Exp. (NFL/Patriots):** 3/2
GP/GS (Playoffs): 7/1 (1/0) | **Acq:** FA-18
College: Connecticut | **Hometown:** Grafton, Mass.

 **SUPER BOWLS:** 18

PRONOUNCED oh-BEE mell-uf-FAWN-woo
CAREER TRANSACTIONS

Obi Melifonwu was signed by the New England Patriots as a free agent on Nov. 6, 2018 ... Originally drafted by Oakland in the second round (56th overall) of the 2017 NFL Draft ... Released by Oakland (10/23/18).

SEASONAL REVIEWS

2018 (2/0, 1/0 – NEW ENGLAND)

- Appeared in two regular season games and made one tackle while adding two more tackles on special teams after joining New England in early November.
- Made his Patriot debut on defense but contributed mostly on special teams with one special teams tackle in the win at the New York Jets (11/25).
- Made one tackle during limited snaps on defense and added one special teams tackle in the win vs. Minnesota (12/2).
- Made his postseason debut on special teams and made one special teams tackle in the AFC Championship victory at Kansas City (1/20).

2018 (0/0 – OAKLAND)

- Went to training camp with Oakland before being placed on injured reserve on August 23 and then released on Oct. 23.

2017 (5/1 – OAKLAND)

- Appeared in five games, making one start and recording six tackles and one special teams tackle.
- Began the season on injured reserve before being activated for his NFL debut at Miami (11/5), where he notched three total tackles.
- Made his first career start vs. New England (11/19), totaling three tackles.
- Placed on injured reserve for the last three games of the season vs. Dallas (12/17), at Philadelphia (12/25) and at L.A. Chargers (12/31).

COLLEGE

- Started 47 out of 48 games at Connecticut.
- Finished his college career with 351 tackles, eight interceptions, 16 passes defended, two forced fumbles and two fumble recoveries.
- Earned All-AAC First Team honors his senior season after recording 118 tackles and four interceptions.

PERSONAL

- A Massachusetts native who played both running back and defensive back at South Grafton High School.
- Named to the ESPN Boston All-State team after a senior season where he recorded 14 tackles with three interceptions and rushed for 1,394 yards and 17 touchdowns.
- Also competed in the long jump and triple jump on the track team.

PLAYERS

OBI MELIFONWU STATISTICS

POS: DB HT: 6-4 WT: 224 LBS YEAR: 3RD ACQ: FA-18 COLLEGE: CONNECTICUT BORN: 4/5/94

REGULAR SEASON DEFENSIVE STATISTICS

Year	Team	G/S	TT	TACKLES				INTERCEPTIONS					MISCELLANEOUS							
				UT	A	S	YDS	NO	YDS	AVG	LG	TD	PD	FF	FR	YDS	TD	SPT		
2017	Raiders	5/1	6	5	1	0.0	0.0	0	0	0.0	0	0	0	0	0	0	0	0	0	1
2018	Raiders	0/0		Injured Reserve																
2018	Patriots	2/0	1	1	0	0.0	0.0	0	0	0.0	0	0	0	0	0	0	0	0	0	2
Totals – 2 Years		7/1	7	6	1	0.0	0.0	0	0	0.0	0	0	0	0	0	0	0	0	0	3

POSTSEASON DEFENSIVE STATISTICS

Year	Team	G/S	TT	TACKLES				INTERCEPTIONS					MISCELLANEOUS							
				UT	A	S	YDS	NO	YDS	AVG	LG	TD	PD	FF	FR	YDS	TD	SPT		
2018	Patriots	1/0	0	0	0	0.0	0.0	0	0	0.0	0	0	0	0	0	0	0	0	0	1
Totals – 1 Year		1/0	0	0	0	0.0	0.0	0	0	0.0	0	0	0	0	0	0	0	0	0	1



SONY MICHEL



26 | RUNNING BACK

HT: 5-11 | **WT:** 215 | **Born:** 2/17/1995 | **Exp. (NFL/Patriots):** 2/2
GP/GS (Playoffs): 13/8 (3/2) | **Acq:** D1b-18 (31st)
College: Georgia | **Hometown:** Plantation, Fla.



PRONOUNCED SO-nee mih-SHELL

CAREER TRANSACTIONS

Sony Michel was drafted by the New England Patriots in the first round (31st overall) of the 2018 NFL Draft.

SEASONAL REVIEWS

2018 (13/8, 3/2)

- Started eight of the 13 games he appeared in, missing three games due to injury, and finished his rookie campaign with 931 yards rushing on 209 carries with six touchdowns. Also added seven receptions for 50 yards and returned four kickoffs for 77 yards.
- Started two of three postseason contests and rushed for 336 yards on 71 carries, adding six rushing touchdowns, including the lone score on a 2-yard touchdown run late in the fourth quarter to give the Patriots the lead in the Super Bowl LIII victory vs. the Los Angeles Rams (2/3). His six postseason rushing touchdowns set an NFL record for the most rushing touchdowns by a rookie in a single postseason and is second to Terrell Davis (8) for the most rushing touchdowns overall in a single postseason.
- Eclipsed 100 yards rushing four times in the regular season:
 - Week 4 vs. Miami (112)
 - Week 6 vs. Kansas City (106)
 - Week 12 at N.Y. Jets (133)
 - Week 16 vs. Buffalo (116)

RECORD-SETTING POSTSEASON

Michel set the NFL postseason record for most rushing touchdowns by a rookie in a single postseason with six, and finished second behind Terrell Davis (8) for the most rushing touchdowns in a single postseason.

MOST POSTSEASON RUSH TDS BY A ROOKIE

Player	Team	Year	TD
Sony Michel	NE	2018	6
Tony Dorsett	DAL	1977	4
William Floyd	SF	1994	4
Leonard Fournette	JAX	2017	4
Jamal Lewis	BAL	2000	4
Norm Standlee	CHI	1977	4

MOST RUSH TDS IN A SINGLE POSTSEASON

Player	Team	Year	TD
Terrell Davis	DEN	1997	8
Sony Michel	NE	2018	6
Larry Csonka	MIA	1973	6
Franco Harris	PIT	1974	6
John Riggins	WAS	1983	6
Gerald Riggs	WAS	1991	6
Emmitt Smith	DAL	1995	6
Ricky Watters	SF	1993	6

EXTRA POINTS

- In 2018, Sony Michel and Isaiah Wynn became the first college teammates picked in the first round in New England's draft history. They were also the first college teammates to be picked in the first round by the same team since 2005, when CB Carlos Rodgers (9th overall) and QB Jason Campbell (25th overall) out of Auburn were drafted by Washington.
- In 2018, Sony participated in the NFL's "My Cause, My Cleats" initiative to help raise awareness for the disaster relief efforts in Haiti, where both his parents and sister were born.
- Eclipsed 100 yards rushing twice in the postseason and finished with 94 yards in the Super Bowl LIII victory vs. the Los Angeles Rams (2/3).
 - AFC Divisional Playoff vs. L.A. Chargers (129)
 - AFC Championship at Kansas City (113)
- Made his NFL debut and rushed 10 times for 34 yards while also adding a 7-yard reception on his first offensive play in the first quarter of the game at Jacksonville (9/16).
- Started and rushed 25 times for a game-high 112 yards, including his first career touchdown on a 10-yard scamper in the fourth quarter of the victory vs. Miami (9/30). Became the first Patriots rookie to rush for 100 yards since Brandon Bolden rushed for 137 yards at Buffalo on Sept. 20, 2012.
- Rushed 24 times for 106 yards and two touchdowns, marking his first career two-touchdown performance in the victory vs. Kansas City (10/14). It was his third-straight game of 90-plus yards rushing, becoming just the fifth running back in Patriots history and first since Robert Edwards in 1998 to have three or more 90-yard games in his rookie season.
- Started and rushed 21 times for a career-high 133 yards and a touchdown, while adding two receptions for 12 yards in the victory at the New York Jets (11/25).
- Rushed 24 times for 129 yards with three rushing touchdowns in the AFC Divisional Playoff win vs. L.A. Chargers (1/13). Became just the second rookie running back in Patriots history to score a postseason touchdown, and also had a career-long 40-yard run in the second quarter and added one reception for nine yards.
- Started and was a key factor on offense, rushing 29 times for 113 yards with two touchdowns in the AFC Championship victory at Kansas City (1/20).
- Started and rushed 18 times for 94 yards and scored the game's lone touchdown on a 2-yard run in the fourth quarter that was ultimately the difference in the game in the Super Bowl LIII victory vs. the Los Angeles Rams (2/3).

COLLEGE

- Finished his career third on UGA's all-time rushing list with 3,638 yards, having passed both Garrison Hearst and Todd Gurley.
- Ranks 16th among all-time rushers in SEC history.
- Notched eleven 100-yard games in his career.
- Finished his career with 33 rushing touchdowns.
- Named a team captain for his junior and senior seasons.
- Finished as the Bulldogs' second-leading rusher with 1,227 yards on just 156 carries as a senior in 2017.
- Named Offensive MVP of the Rose Bowl with four touchdowns, tying a Bulldog bowl record for points scored and touchdowns. On his 75-yard rushing touchdown, Michel set a new Georgia bowl record for longest rushing touchdown and eclipsed 1,000 yards on a season for the second time. Also scored the game-winning touchdown in double overtime, setting a new career-high of 181 yards on just 11 carries.
- Played in 12 games as a junior, making two starts, and fin-

ished as the team's No. 2 rusher with 840 yards on 152 carries (5.5 avg.). Was also the Bulldogs fourth-leading receiver with 20 catches and 110 yards.

- Played in 13 games with six starts and was voted team's offensive MVP as a sophomore. Ran for 1,161 rushing yards and eight touchdowns on 219 attempts; 13th time a Bulldog rushed for 1,000 yards in a season. Also tallied 26 receptions for 270 yards and three scores.
- Played in eight games as a freshman, making one start and posted 410 rushing yards and 5 touchdowns on 64 carries.

PERSONAL

- Was a 2013 American Family Insurance USA Today All-USA First Team and All-USA Florida Team. Also named USA Today Florida Football Player of the Year and a member of Florida's Class 5A All-State First Team.
- Majored in communication studies at Georgia.
- Played in the U.S. Army All-American Game.
- Rushed for 1,833 yards and 24 touchdowns as a senior in high school.

SONY MICHEL STATISTICS

POS: RB HT: 5-11 WT: 215 LBS YEAR: 2ND ACQ: D1b-18 (31ST) COLLEGE: GEORGIA BORN: 2/17/95

REGULAR SEASON OFFENSIVE STATISTICS

Year	Team	G/S	NO	RUSHING				TD	NO	YDS	RECEIVING		
				YDS	AVG	LG	TD				YDS	AVG	LG
2018	Patriots	13/8	209	931	4.5	34t	6	7	50	7.1	13	0	
Totals – 1 Year		13/8	209	931	4.5	34t	6	7	50	7.1	13	0	

Additional Statistics: 2018: 4 Kickoff Returns for 77 yards.

POSTSEASON OFFENSIVE STATISTICS

Year	Team	G/S	NO	RUSHING				TD	NO	YDS	RECEIVING		
				YDS	AVG	LG	TD				YDS	AVG	LG
2018	Patriots	3/2	71	336	4.7	40	6	1	9	9.0	9	0	
Totals – 1 Year		3/2	71	336	4.7	40	6	1	9	9.0	9	0	

MICHEL'S CAREER GAME-BY-GAME

2018	OPPONENT	P/S	RUSHING				RECEIVING				YDS	AVG	LG	TD	
			NO	YDS	AVG	LG	TD	NO	YDS	AVG					LG
09/09	Houston		Inactive												
09/16	at Jacksonville	p	10	34	3.4	15	0	1	7	7.0	7	0			
09/23	at Detroit	S	14	50	3.6	12	0	1	-1	-1.0	-1	0			
09/30	Miami	S	25	112	4.5	23	1	-	-	-	-	-			
10/04	Indianapolis	p	18	98	5.4	34t	1	1	12	12.0	12	0			
10/14	Kansas City	S	24	106	4.4	15	2	-	-	-	-	-			
10/21	at Chicago	S	4	22	5.5	18	0	1	13	13.0	13	0			
10/29	at Buffalo		Inactive												
11/04	Green Bay		Inactive												
11/11	at Tennessee	p	11	31	2.8	7	0	-	-	-	-	-			
11/25	at N.Y. Jets	S	21	133	6.3	33	1	2	12	6.0	8	0			
12/02	Minnesota	S	17	63	3.7	8	0	1	7	7.0	7	0			
12/09	at Miami	S	20	57	2.9	9	0	-	-	-	-	-			
12/16	at Pittsburgh	p	13	59	4.5	13	0	-	-	-	-	-			
12/23	Buffalo	p	18	116	6.4	19	1	-	-	-	-	-			
12/30	N.Y. Jets	S	14	50	3.6	14	0	-	-	-	-	-			
2018 Totals			13/8	209	931	4.5	34t	6	7	50	7.1	13	0		
01/13	L.A. Chargers	p	24	129	5.4	40	3	1	9	9.0	9	0			
01/20	at Kansas City	S	29	113	3.9	11	2	-	-	-	-	-			
02/03	L.A. Rams	S	18	94	5.2	26	1	-	-	-	-	-			
2018 Postseason			3/2	71	336	4.7	40	6	1	9	9.0	9	0		



CALVIN MUNSON



48 | LINEBACKER

HT: 6-0 | **WT:** 243 | **Born:** 12/27/1994 | **Exp. (NFL/Patriots):** 2/2
GP/GS (Playoffs): 14/5 (0/0) | **Acq:** FA-18
College: San Diego State | **Hometown:** St. Charles, Mo.

SUPER BOWLS: 18

CAREER TRANSACTIONS

Calvin Munson was signed by the New England Patriots to the practice squad on Oct. 8, 2018 ... Originally signed by the New York Giants as a rookie free agent (5/11/17) ... Released by the Giants (9/1/18) ... Signed by the Giants to the practice squad (9/2/18) ... Released by the Giants from the practice squad (9/13/18).

SEASONAL REVIEWS

2018 (0/0, 0/0 – NEW ENGLAND)

- Spent the majority of the season on the Patriots practice squad after being signed on Oct. 8.

2018 (0/0 – N.Y. GIANTS)

- Went to training camp with the N.Y. Giants and began the season on the practice squad before being released on Sept. 13.

2017 (14/5 – N.Y. GIANTS)

- Made the 53-man roster as a rookie free agent and played in 14 games with five starts at linebacker while missing the game vs. Seattle (10/22) and at Washington (11/23) due to injury.
- Finished fifth on the team with 55 tackles and added two sacks, one forced fumble and five special teams tackles.

- Made his NFL debut on special teams in the season-opener at Dallas (9/10).
- Became the first rookie free agent linebacker to start for the Giants since Mark Herzlich in 2011 when he made the start vs. Detroit (9/18). Finished with seven tackles and his first-career sack in that game.
- Started vs. Kansas City (11/19) and finished with a career-high 12 tackles.

COLLEGE

- Appeared in 52 games at San Diego State, where he finished with career totals of 301 tackles, 18 sacks, seven interceptions, four forced fumbles and two fumble recoveries.
- As a senior in 2016, was named First-Team All-Mountain West after finishing with a team-high 116 solo tackles, along with 11 tackles or loss and 4½ sacks.
- Started all 14 games as a junior in 2015, finishing with a team-high 98 tackles, 9½ sacks and intercepting two passes, returning both for touchdowns.

PERSONAL

- Majored in Health and Communications at San Diego State University.

CALVIN MUNSON STATISTICS


POS: LB HT: 6-0 WT: 243 LBS YEAR: 2ND ACQ: FA-18 COLLEGE: SAN DIEGO STATE BORN: 12/27/94

REGULAR SEASON DEFENSIVE STATISTICS

Year	Team	G/S	TACKLES							INTERCEPTIONS				MISCELLANEOUS				
			TT	UT	A	S	YDS	NO	YDS	AVG	LG	TD	PD	FF	FR	YDS	TD	SPT
2017	Giants	14/5	55	35	20	2.0	5.0	0	0	0.0	0	0	0	1	0	0	0	5
2018	Patriots/Giants	0/0	Practice Squad															
Totals – 2 Years		14/5	55	35	20	2.0	5.0	0	0	0.0	0	0	0	1	0	0	0	5

POSTSEASON DEFENSIVE STATISTICS

Year	Team	G/S	TACKLES							INTERCEPTIONS				MISCELLANEOUS				
			TT	UT	A	S	YDS	NO	YDS	AVG	LG	TD	PD	FF	FR	YDS	TD	SPT
2018	Patriots	0/0	Practice Squad															
Totals – 1 Year		0/0	0	0	0	0.0	0	0	0	0.0	0	0	0	0	0	0	0	0



DAVID PARRY

75 | DEFENSIVE LINE

HT: 6-2 | **WT:** 315 | **Born:** 3/7/1992 | **Exp. (NFL/Patriots):** 4/1
GP/GS (Playoffs): 36/32 (0/0) | **Acq:** FA-19
College: Stanford | **Hometown:** Marion, Iowa

CAREER TRANSACTIONS

David Parry was signed by the New England Patriots as a free agent on Feb. 4, 2019 ... Originally drafted by Indianapolis in the fifth round (151st overall) of the 2015 NFL Draft ... Released by Indianapolis (9/2/17) ... Signed by New Orleans to the practice squad (9/4/17) ... Signed by New Orleans to the 53-man roster from the practice squad (9/20/17) ... Signed by Minnesota as a free agent (5/16/18) ... Released by Minnesota (9/19/18) ... Signed by Minnesota as a free agent (10/16/18) ... Released by Minnesota (10/27/18).

SEASONAL REVIEWS

2018 (3/0 – MINNESOTA)

- Appeared in three games with the Vikings as a reserve and totaled four tackles and one sack before being released midseason.

2017 (1/0, 0/0 – NEW ORLEANS)

- Went to training camp with Indianapolis and was released prior to the start of the regular season.
- Joined the Saints practice squad on Sept. 4 and was added to the 53-man roster prior to Week 3.
- Appeared in one game and made one tackle before suffering an injury and was placed on injured reserve.

2016 (16/16 – INDIANAPOLIS)

- Started all 16 games and accumulated 47 tackles and three sacks.

2015 (16/16 – INDIANAPOLIS)

- Started all 16 games at nose tackle as a rookie and totaled 31 tackles and one sack.
- Tallied two tackles and his first career sack at Tennessee (9/27).
- Posted a single-game career-high five tackles at Miami (12/27).

COLLEGE

- Appeared in 40 games with 23 starts over five seasons at Stanford after walking on the team as a freshman and red-shirting in 2010.
- Totaled 91 tackles, 6½ sacks and two passes defended.
- Named All-Pac-12 honorable mention as a senior after registering 34 tackles, 4½ sacks in 12 games.
- Was a three-time member of the Pac-12 All-Academic Team, including first-team honors as a senior.

PERSONAL

- Attended Linn-Mar High School and was a three-year letterwinner in football, playing both offensive and defensive line.

DAVID PARRY STATISTICS

POS: LB HT: 6-2 WT: 315 LBS YEAR: 4TH ACQ: FA-19 COLLEGE: STANFORD BORN: 3/7/92

REGULAR SEASON DEFENSIVE STATISTICS

Year	Team	G/S	TACKLES					INTERCEPTIONS					MISCELLANEOUS					
			TT	UT	A	S	YDS	NO	YDS	AVG	LG	TD	PD	FF	FR	YDS	TD	SPT
2015	Colts	16/16	31	15	16	1.0	8.0	0	0	0.0	0	0	0	0	0	0	0	0
2016	Colts	16/16	47	34	13	3.0	7.0	0	0	0.0	0	0	0	0	0	0	0	
2017	Saints	1/0	1	1	0	0.0	0.0	0	0	0.0	0	0	0	0	0	0	0	
2018	Vikings	3/0	4	3	1	1.0	6.0	0	0	0.0	0	0	0	0	0	0	0	
Totals – 4 Years		36/32	83	52	31	5.0	21.0	0	0	0.0	0	0	0	0	0	0	0	

POSTSEASON DEFENSIVE STATISTICS

Year	Team	G/S	TACKLES					INTERCEPTIONS					MISCELLANEOUS					
			TT	UT	A	S	YDS	NO	YDS	AVG	LG	TD	PD	FF	FR	YDS	TD	SPT
2017	Saints	0/0																
Totals – 1 Year		0/0	0	0	0	0.0	0.0	0	0	0.0	0	0	0	0	0	0	0	0



DAMOUN PATTERSON

 **17** | WIDE RECEIVER

HT: 6-2 | **WT:** 190 | **Born:** 9/16/1994 | **Exp. (NFL/Patriots):** 1/2
GP/GS (Playoffs): 0/0 (0/0) | **Acq:** FA-18
College: Youngstown State | **Hometown:** Orlando, Fla.

 **SUPER BOWLS:** 18

PRONOUNCED DAY-mawn

CAREER TRANSACTIONS

Damoun Patterson was signed by the New England Patriots to the practice squad on Nov. 9, 2018 ... Originally signed by Pittsburgh as a rookie free agent (5/14/18) ... Released by Pittsburgh (9/7/18) ... Signed by Tampa Bay to the practice squad (10/10/18) ... Released by Tampa Bay (11/6/18).

SEASONAL REVIEWS

2018 (0/0, 0/0 – NEW ENGLAND)

- Spent the remainder of the 2018 season on the practice squad after being signed on Nov. 9.

2018 (0/0 – TAMPA BAY, PITTSBURGH)

- Went through the preseason with Pittsburgh before being released in final roster cut-downs.
- Joined the Tampa Bay practice squad in early Oct.

COLLEGE

- Played at Youngstown State for two seasons after spending time at Highland Community College (Kan.) and Utah State.
- While at Youngstown State, he played in 26 games, catching 52 passes for 1,039 yards and six touchdowns.
- Led the team in receiving yards with 555 his senior season, averaging 17.3 yards per catch.

PERSONAL

- Grew up in Orlando, Fla. as one of nine children.
- Graduated with a degree in criminal justice.
- Father to two children - Damoun Patterson Jr. and Bella Rose Patterson.



MIKE PENNEL JR.

 **98** | DEFENSIVE LINE

HT: 6-4 | **WT:** 330 | **Born:** 5/9/1991 | **Exp. (NFL/Patriots):** 6/1
GP/GS (Playoffs): 69/15 (4/0) | **Acq:** UFA (NYJ)-19
College: Colorado State-Pueblo | **Hometown:** Grandview, Colo.

PRONOUNCED puh-NELL

CAREER TRANSACTIONS

Mike Pennel Jr. was signed by the New England Patriots as an unrestricted free agent from N.Y. Jets on March 15, 2019 ... Originally signed by Green Bay as a rookie free agent (5/12/14) ... Released by Green Bay (1/9/17) ... Claimed off of waivers from Green Bay and awarded to N.Y. Jets (3/16/17) ... Re-signed by N.Y. Jets as an unrestricted free agent (3/18/18).

SEASONAL REVIEWS

2018 (16/7 – N.Y. JETS)

- Played in all 16 games with seven starts and totaled 27 tackles and one pass defended.
- Started along the defensive line and posted a season-high five tackles vs. Buffalo (11/11).

2017 (16/3 – N.Y. JETS)

- Appeared in all 16 games with three starts and accumulated a career-high 35 tackles.

EXTRA POINTS

Pennel overcame enormous odds to make it to the NFL. When he was just two years old, Mike was diagnosed with a rare form of kidney cancer. He had two tumors removed and endured 18 months of chemotherapy. He officially defeated the chance of re-occurrence of the disease 10 years later and was able to pursue a career in football.

- Made a season-high seven tackles as a reserve vs. Carolina (11/26).

2016 (8/0, 0/0 – GREEN BAY)

- Played in eight regular-season games as a reserve and tallied seven tackles and one pass defended.
- Missed eight regular-season games due to NFL suspensions and was released by the Packers during the playoffs on Jan. 9.

2015 (16/5, 2/0 – GREEN BAY)

- Played all 16 regular-season games with five starts and totaled 25 tackles, one sack and one forced fumble.
- Appeared in both postseason contests as a reserve and made two tackles.
- Tallied three tackles and his first career sack at Arizona (12/27).

2014 (13/0, 2/0 – GREEN BAY)

- Made the 53-man roster as a rookie and played in 13 regular-season games as a reserve. Made nine tackles.
- Appeared in both playoff contests and made one tackle.
- Was inactive for the season-opener at Seattle (9/4), at Detroit (9/21) and did not play vs. N.Y. Jets.

COLLEGE

- Finished college career at Colorado State University-Pueblo (2013) after spending a year at Arizona State (2012) and two years at Scottsdale Community College (2010-11).
- Compiled 71 tackles, three sacks, three forced fumbles and three fumble recoveries during two seasons at Scottsdale CC.
- Earned All-American honors as a sophomore in 2011.

PERSONAL

- Graduated from Grandview after spending time at Cherokee Trails and J.K. Mullen High Schools in Colorado.
- Earned one varsity letter as a nose tackle at Grand View.
- Majored in social communications at CSU-Pueblo.
- Survived a childhood bout with cancer when he was just three years old.

MIKE PENNEL STATISTICS


POS: DL **HT:** 6-4 **WT:** 330 LBS **YEAR:** 6TH **ACQ:** UFA (NYJ)-19 **COLLEGE:** COLORADO STATE-PUEBLO **BORN:** 5/9/91

REGULAR SEASON DEFENSIVE STATISTICS

Year	Team	G/S	TACKLES					INTERCEPTIONS					MISCELLANEOUS						
			TT	UT	A	S	YDS	NO	YDS	AVG	LG	TD	PD	FF	FR	YDS	TD	SPT	
2014	Packers	13/0	8	7	1	0.0	0.0	0	0	0.0	0	0	0	0	0	0	0	0	0
2015	Packers	16/5	25	16	9	1.0	0.0	0	0	0.0	0	0	0	1	0	0	0	0	
2016	Packers	8/0	7	5	2	0.0	0.0	0	0	0.0	0	0	1	0	0	0	0	0	
2017	Jets	16/3	35	20	15	0.0	0.0	0	0	0.0	0	0	0	0	0	0	0	0	
2018	Jets	16/7	27	16	11	0.0	0.0	0	0	0.0	0	0	1	0	0	0	0	0	
Totals – 5 Years		69/15	102	64	38	1.0	0.0	0	0	0.0	0	0	2	1	0	0	0	0	

POSTSEASON DEFENSIVE STATISTICS

Year	Team	G/S	TACKLES					INTERCEPTIONS					MISCELLANEOUS						
			TT	UT	A	S	YDS	NO	YDS	AVG	LG	TD	PD	FF	FR	YDS	TD	SPT	
2014	Packers	2/0	1	1	0	0.0	0.0	0	0	0.0	0	0	0	0	0	0	0	0	0
2015	Packers	2/0	2	2	0	0.0	0.0	0	0	0.0	0	0	0	0	0	0	0	0	0
Totals – 2 Years		4/0	3	3	0	0.0	0.0	0	0	0.0	0	0	0	0	0	0	0	0	0

**DEREK RIVERS****95 | DEFENSIVE END****HT:** 6-5 | **WT:** 250 | **Born:** 5/9/1994 | **Exp. (NFL/Patriots):** 3/3**GP/GS (Playoffs):** 6/0 (1/0) | **Acq:** D3a-17 (83rd)**College:** Youngstown State | **Hometown:** Kinston, N.C.**SUPER BOWLS:** 18**CAREER TRANSACTIONS**

Derek Rivers was drafted by the New England Patriots in the third round (83rd overall) of the 2017 NFL Draft.

SEASONAL REVIEWS**2018 (6/0, 1/0)**

- Appeared in six regular-season games and made two tackles while adding one sack for a loss of 10 yards.
- Was active for two of three postseason contests, appearing in a reserve role in the Divisional Playoff victory vs. L.A. Chargers (1/13).

EXTRA POINTS

- Derek was born in Maine and his family moved to North Carolina when he was five months old. He still has family in Maine and has visited them numerous times.
- Made his NFL debut and saw limited snaps as a reserve defensive end at Detroit (9/23).
- Contributed as a reserve defensive end and made one tackle in the win at Chicago (10/21).

- Contributed in a reserve role on the defensive line and made one tackle while also being credited with the first sack of his career when he dropped QB Sam Darnold for a 10-yard loss in the win vs. the New York Jets (12/30).
- Contributed in a reserve role as an edge rusher in the AFC Divisional Playoff win vs. L.A. Chargers (1/13).
- Was active but did not play in the AFC Championship victory at Kansas City (1/20) and was inactive for the Super Bowl LIII victory vs. the Los Angeles Rams (2/3).

2017 (0/0, 0/0)

- Suffered an injury during training camp and was placed on injured reserve prior to the start of the regular season.

COLLEGE

- Was a two-time All-American and three-time first-team All-Missouri Valley Football Conference selection.
- Finished career with 173 career tackles (119 solo), 56½

tackles for loss, 41 sacks, 47 QB pressures, three forced fumbles, four fumble recoveries and one pass defended in 49 games (37 starts).

- Set school record 41 sacks and ranks in the top-five in FCS history.

PERSONAL

- Played linebacker and tight end at Kinston. Was an all-conference selection on defense.
- Also played basketball. As a senior, Vikings were 26-4 and won the NCHSAA 2A Championship by defeating Waxhaw Cuthbertson, 58-55 in the finals.
- Parents are John Rivers and Mary Leinonen.
- Majored in business at Youngstown State.
- Married to wife, Lauren, and welcomed a son, Luke, in the 2019 offseason.

DEREK RIVERS STATISTICS

POS: DE HT: 6-5 WT: 250 LBS YEAR: 3RD ACQ: D3a-17 (83RD) COLLEGE: YOUNGSTOWN STATE BORN: 5/9/94

REGULAR SEASON DEFENSIVE STATISTICS

Year	Team	G/S	TT	TACKLES					INTERCEPTIONS					MISCELLANEOUS					
				UT	A	S	YDS	NO	YDS	AVG	LG	TD	PD	FF	FR	YDS	TD	SPT	
2017	Patriots	0/0		Injured Reserve															
2018	Patriots	6/0	2	2	0	1.0	10.0	0	0	0.0	0	0	0	0	0	0	0	0	0
Totals – 2 Years		6/0	2	2	0	1.0	10.0	0	0	0.0	0	0	0	0	0	0	0	0	0

POSTSEASON DEFENSIVE STATISTICS

Year	Team	G/S	TT	TACKLES					INTERCEPTIONS					MISCELLANEOUS					
				UT	A	S	YDS	NO	YDS	AVG	LG	TD	PD	FF	FR	YDS	TD	SPT	
2017	Patriots	0/0		Injured Reserve															
2018	Patriots	1/0	0	0	0	0.0	0.0	0	0	0.0	0	0	0	0	0	0	0	0	0
Totals – 2 Years		1/0	0	0	0	0.0	0.0	0	0	0.0	0	0	0	0	0	0	0	0	0

RIVERS' CAREER GAME-BY-GAME

2017 Season: Injured Reserve

2018	OPPONENT	P/S	TT	UT	A	S	YDS	INT	YDS	PD	FF	FR	SPT
09/09	Houston			Inactive									
09/16	at Jacksonville			Inactive									
09/23	at Detroit	p	0	0	0	-	-	-	-	-	-	-	-
09/30	Miami			Inactive									
10/04	Indianapolis			Inactive									
10/14	Kansas City	p	0	0	0	-	-	-	-	-	-	-	-
10/21	at Chicago	p	1	1	0	-	-	-	-	-	-	-	-
10/29	at Buffalo	p	0	0	0	-	-	-	-	-	-	-	-
11/04	Green Bay	p	0	0	0	-	-	-	-	-	-	-	-

11/11	at Tennessee			Inactive									
11/25	at N.Y. Jets			Inactive									
12/02	Minnesota			Inactive									
12/09	at Miami			Inactive									
12/16	at Pittsburgh			Inactive									
12/23	Buffalo			Inactive									
12/30	N.Y. Jets	p	1	1	0	1.0	10.0	0	0	0	0	0	0
2018 Totals		6/0	2	2	0	1.0	10.0	0	0	0	0	0	0
01/13	L.A. Chargers	p	0	0	0	0.0	0.0	0	0	0	0	0	0
01/20	at Kansas City			Did Not Play									
02/03	L.A. Rams			Inactive									
2018 Postseason		1/0	0	0	0	0.0	0.0	0	0	0	0	0	0



ELANDON ROBERTS



52 | LINEBACKER

HT: 6-0 | **WT:** 238 | **Born:** 4/22/1994 | **Exp. (NFL/Patriots):** 4/4
GP/GS (Playoffs): 44/30 (9/6) | **Acq:** D6b-15 (214th)
College: Houston | **Hometown:** Port Arthur, Texas.

SUPER BOWLS: 16, 18

PRONOUNCED EE-lan-don **CAREER TRANSACTIONS**

Elandon Roberts was drafted by the New England Patriots in the sixth round (214th overall) of the 2016 NFL Draft.

SEASONAL REVIEWS

2018 (16/11, 3/1)

- Started at linebacker in 11 of 16 regular-season games and finished with 63 tackles, one sack, four passes defended while adding two special teams tackles.
- Appeared in all three postseason contests, making one start, and finished with seven total tackles.
- Contributed in a reserve role at linebacker and combined for three tackles, while also adding two special teams tackles in the season-opening victory vs. Houston (9/9).
- Made the start at linebacker and finished with six total tackles in the victory vs. Indianapolis (10/4).
- Started at linebacker and tied for the team-high in tackles with seven while also adding a pass defended in the victory vs. Kansas City (10/14).
- Made the start at linebacker and contributed with six total tackles while also adding a pass defended in the victory at Buffalo (10/29).
- Finished with six total tackles and a 7-yard sack of QB Marcus Mariota in a reserve role at linebacker during the game at Tennessee (11/11).
- Started at linebacker in the AFC Divisional Playoff victory vs. the Los Angeles Chargers (1/13) and made three tackles.
- Made one tackle as a reserve linebacker in the Super Bowl LIII victory vs. the Los Angeles Rams (2/3) as part of a defensive unit that held the high-powered Rams offense to just three points despite entering the game averaging 32.9 points per game.

2017 (15/14, 3/3)

- Appeared in 15 regular-season games with 14 starts and notched 67 tackles, two sacks, one pass defended and one fumble recovery.
- Started all three postseason contests and made 15 tackles.
- Was inactive due to injury for the victory vs. Atlanta (10/22).
- Started at linebacker and finished tied for the team lead with eight tackles in the victory at New Orleans (9/17).
- Started at linebacker and finished with a season-high nine tackles in the victory vs. Houston (9/24).
- Started at linebacker and finished with five tackles and his first-career fumble recovery when DL Trey Flowers stripped the ball from RB Jonathan Stewart deep in New England territory vs. Carolina (10/1).
- Returned to the starting lineup at linebacker after missing a game due to injury and finished tied for the team lead

with six tackles in the victory vs. L.A. Chargers (10/29).

- Started and was a key contributor on defense with four tackles, while also recording the first two sacks of his career with a 3-yard sack of QB Matt Moore in the third quarter to go along with a 10-yard sack in the fourth quarter of the win vs. Miami (11/26).
- Started and tied for the team lead with seven tackles at Miami (12/11).
- Started at linebacker and finished with six tackles in Super Bowl LII vs. Philadelphia (2/4).

2016 (13/5, 3/2)

- Played in 13 regular-season games with five starts and notched 44 tackles and one forced fumble. Also assisted on one special teams tackle.
- Appeared in all three playoff contests with two starts and posted seven tackles.
- Was inactive in the season-opening win at Arizona (9/11), vs. Buffalo (10/2) and was active but did not play vs. Houston (9/22).
- Made his NFL debut and recorded one tackle in the win vs. Miami (9/18).
- Made his first NFL start in the win vs. Cincinnati (10/16), becoming the fifth 2016 Draft pick to start a game in 2016 and sixth Patriots rookie to start, and tied for second-highest on the team with seven tackles.
- Led the team with 11 tackles in the win vs. N.Y. Jets (12/24) in addition to forcing a fumble in the second quarter that was recovered by Malcolm Butler. The turnover led to a Patriots field goal.
- Started at linebacker and led the team with seven tackles in the win at Miami (1/1).
- Made his NFL postseason debut in the Divisional Round game vs. Houston (1/14) and totaled three tackles in a start at linebacker.

COLLEGE

- During his three-year career at Houston, played in 34 games and totaled 175 tackles, seven sacks, one interception, two forced fumbles, five passes defended and 23½ tackles for loss.
- Named to 2015 first team America Athletic Conference after leading the conference with 142 total tackles.
- Started his collegiate career at Morgan State and played one season before transferring to Houston.
- Appeared in 12 games as a junior in 2014 at linebacker and on special teams and made 26 tackles, one sack and 3½ tackles for loss.
- Saw action in eight games as a backup middle linebacker and on special teams and had seven tackles as sophomore in 2013.

- As a freshman in 2012 at Morgan State, finished the season with 107 tackles to lead team and finish second in the Mid-Eastern Athletic Conference. The tackle total marked the second-best single-season effort in program history. Also had nine tackles for loss, two sacks, one interception and two pass breakups. Was named to the All-MEAC second team.

PERSONAL

- Was also a member of the track and field team at Port Arthur (Texas) High School.
- Brother, Jeremiah, played football at Iowa and brother, Calvin, played football at Oklahoma State.
- Majorred in sociology at Houston.
- Married wife, Tori, in the 2019 offseason.

ELANDON ROBERTS STATISTICS

POS: LB HT: 6-0 WT: 238 LBS YEAR: 4TH ACQ: D6b-16 (214TH) COLLEGE: HOUSTON BORN: 4/22/94

REGULAR SEASON DEFENSIVE STATISTICS

Year	Team	G/S	TT	TACKLES				INTERCEPTIONS				MISCELLANEOUS						
				UT	A	S	YDS	NO	YDS	AVG	LG	TD	PD	FF	FR	YDS	TD	SPT
2016	Patriots	13/5	44	25	19	0.0	0.0	0	0	0.0	0	0	0	1	0	0	0	1
2017	Patriots	15/13	67	45	22	2.0	13.0	0	0	0.0	0	0	1	0	1	0	0	0
2018	Patriots	16/11	63	30	33	1.0	7.0	0	0	0.0	0	0	4	0	0	0	0	2
Totals – 3 Years		44/30	174	100	74	3.0	20.0	0	0	0.0	0	0	5	1	1	0	0	3

POSTSEASON DEFENSIVE STATISTICS

Year	Team	G/S	TT	TACKLES				INTERCEPTIONS				MISCELLANEOUS							
				UT	A	S	YDS	NO	YDS	AVG	LG	TD	PD	FF	FR	YDS	TD	SPT	
2016	Patriots	3/2	7	5	2	0.0	0.0	0	0	0.0	0	0	0	0	0	0	0	0	0
2017	Patriots	3/3	15	7	8	0.0	0.0	0	0	0.0	0	0	0	0	0	0	0	0	0
2018	Patriots	3/1	7	6	1	0.0	0.0	0	0	0.0	0	0	0	0	0	0	0	0	0
Totals – 3 Years		9/6	29	18	11	0.0	0.0	0	0	0.0	0	0	0	0	0	0	0	0	0

ROBERTS' CAREER GAME-BY-GAME

2016 OPPONENT	P/S	TT	UT	A	S	YDS	INT	YDS	PD	FF	FR	SPT
09/11 at Arizona		Inactive										
09/18 Miami	p	1	0	1	-	-	-	-	-	-	-	-
09/22 Houston		Did Not Play										
10/02 Buffalo		Inactive										
10/09 at Cleveland	p	7	6	1	-	-	-	-	-	-	-	-
10/16 Cincinnati	S	6	1	5	-	-	-	-	-	-	-	-
10/23 at Pittsburgh	p	1	1	0	-	-	-	-	-	-	-	-
10/30 at Buffalo	S	5	4	1	-	-	-	-	-	-	-	-
11/13 Seattle	S	4	1	3	-	-	-	-	-	-	-	-
11/20 at San Francisco	p	1	0	1	-	-	-	-	-	-	-	-
11/27 at N.Y. Jets	p	1	1	0	-	-	-	-	-	-	-	-
12/04 Los Angeles	p	0	0	0	-	-	-	-	-	-	-	1
12/12 Baltimore	p	0	0	0	-	-	-	-	-	-	-	-
12/18 at Denver	S	0	0	0	-	-	-	-	-	-	-	-
12/24 N.Y. Jets	p	11	5	6	-	-	-	-	1	-	-	-
01/01 at Miami	S	7	6	1	-	-	-	-	-	-	-	-
2016 Totals	13/5	44	25	19	0.0	0.0	0	0	0	1	0	1
01/14 Houston	S	3	1	2	-	-	-	-	-	-	-	-
01/22 Pittsburgh	S	2	2	0	-	-	-	-	-	-	-	-
02/05 Atlanta	p	2	2	0	-	-	-	-	-	-	-	-
2016 Postseason	3/2	7	5	2	0.0	0.0	0	0	0	0	0	0
2017 OPPONENT	P/S	TT	UT	A	S	YDS	INT	YDS	PD	FF	FR	SPT
09/07 Kansas City	p	0	0	0	-	-	-	-	-	-	-	-
09/17 at New Orleans	S	8	7	1	-	-	-	-	-	-	-	-
09/24 Houston	S	9	6	3	-	-	-	-	-	-	-	-
10/01 Carolina	S	5	4	1	-	-	-	-	1	-	-	-
10/05 at Tampa Bay	S	3	3	0	-	-	-	-	-	-	-	-
10/15 at N.Y. Jets	S	0	0	0	-	-	-	-	-	-	-	-
10/22 Atlanta		Inactive										
10/29 L.A. Chargers	S	6	5	1	-	-	-	-	-	-	-	-
11/12 at Denver	S	4	1	3	-	-	-	-	-	-	-	-
11/19 at Oakland	S	4	3	1	-	-	-	-	1	-	-	-
11/26 Miami	S	4	3	1	2.0	13.0	-	-	-	-	-	-

12/03 at Buffalo	S	3	3	0	-	-	-	-	-	-	-	-
12/11 at Miami	S	7	5	2	-	-	-	-	-	-	-	-
12/17 at Pittsburgh	S	6	2	4	-	-	-	-	-	-	-	-
12/24 Buffalo	S	6	2	4	-	-	-	-	-	-	-	-
12/31 N.Y. Jets	S	2	1	1	-	-	-	-	-	-	-	-
2017 Totals	15/14	67	45	22	2.0	3.5	0	0	1	0	1	0
01/13 Tennessee	S	2	2	0	-	-	-	-	-	-	-	-
01/21 Jacksonville	S	7	3	4	-	-	-	-	-	-	-	-
02/04 Philadelphia	S	6	2	4	-	-	-	-	-	-	-	-
2017 Postseason	3/3	15	7	8	0.0	0.0	0	0	0	0	0	0
2018 OPPONENT	P/S	TT	UT	A	S	YDS	INT	YDS	PD	FF	FR	SPT
09/09 Houston	p	3	0	3	-	-	-	-	-	-	-	1
09/16 at Jacksonville	S	1	1	0	-	-	-	-	-	-	-	-
09/23 at Detroit	S	7	4	3	-	-	-	-	-	-	-	-
09/30 Miami	S	3	1	2	-	-	-	-	1	-	-	-
10/04 Indianapolis	S	6	3	3	-	-	-	-	-	-	-	-
10/14 Kansas City	S	7	2	5	-	-	-	-	1	-	-	-
10/21 at Chicago	S	2	1	1	-	-	-	-	1	-	-	-
10/29 at Buffalo	S	0	0	0	-	-	-	-	1	-	-	-
11/04 Green Bay	p	0	0	0	-	-	-	-	-	-	-	-
11/11 at Tennessee	p	6	4	2	1.0	7.0	-	-	-	-	-	-
11/25 at N.Y. Jets	S	5	3	2	-	-	-	-	-	-	-	-
12/02 Minnesota	S	5	2	3	-	-	-	-	-	-	-	-
12/09 at Miami	S	2	1	1	-	-	-	-	-	-	-	-
12/16 at Pittsburgh	p	1	1	0	-	-	-	-	-	-	-	-
12/23 Buffalo	S	3	2	1	-	-	-	-	-	-	-	-
12/30 N.Y. Jets	p	6	1	5	-	-	-	-	-	-	-	-
2018 Totals	16/11	63	30	33	1.0	7.0	0	0	4	0	0	1
01/13 L.A. Chargers	S	3	2	1	-	-	-	-	-	-	-	-
01/20 at Kansas City	p	3	3	0	-	-	-	-	-	-	-	-
02/03 L.A. Rams	p	1	1	0	-	-	-	-	-	-	-	-
2018 Postseason	3/1	7	6	1	0.0	0.0	0	0	0	0	0	0



CHRISTIAN SAM

 **44** | LINEBACKER

HT: 6-2 | **WT:** 240 | **Born:** 6/7/1996 | **Exp. (NFL/Patriots):** 2/2
GP/GS (Playoffs): 0/0 (0/0) | **Acq:** D6a-18 (178th)
College: Arizona State | **Hometown:** Allen, Texas

 **SUPER BOWLS:** 18

CAREER TRANSACTIONS

Christian Sam was drafted by the New England Patriots in the sixth round (178th overall) of the 2018 NFL Draft.

SEASONAL REVIEWS

2018 (0/0, 0/0)

- Suffered an injury in training camp and was placed on injured reserve prior to the start of the regular season.

COLLEGE

- Played in 35 games over his four-year career at Arizona State and registered 240 tackles, one sack, three interceptions, four passes defended and three fumble recoveries.
- Appeared in 12 games as a redshirt junior in 2017 and posted a career-high 127 tackles, three sacks, one interception returned for 11 yards, one pass defended and one forced fumble.
- Made one tackle in the season-opener vs. Northern Arizona as a junior in 2016 before suffering an injury that forced

him to miss the rest of the season.

- Appeared in all 13 contests as a sophomore and finished second on the team in tackles after collecting 96 in his first season as a starter for the Sun Devils. Also amassed a career-high three sacks, 6½ tackles for loss, one interception, two passes defended and two forced fumbles.
- Played in 12 games as a freshman, primarily as a reserve linebacker, and registered 16 tackles, one tackle for loss, one sack, one interception and one pass defended.

PERSONAL

- Helped guide Allen High School to back-to-back Texas 5A Division I State Championships. Allen High School finished the year ranked as the second-best high school football program in America according to MaxPreps and Scout.com with a perfect 16-0 season.
- Named Defensive MVP of the 2013 state championship game after tallying five tackles, a sack and a forced fumble.

PLAYERS

CHRISTIAN SAM STATISTICS

POS: LB HT: 6-2 WT: 240 LBS YEAR: 2ND ACQ: D6a-18 (178TH) COLLEGE: ARIZONA STATE BORN: 6/7/96

REGULAR SEASON DEFENSIVE STATISTICS

Year	Team	G/S	TT	TACKLES				INTERCEPTIONS					MISCELLANEOUS						
				UT	A	S	YDS	NO	YDS	AVG	LG	TD	PD	FF	FR	YDS	TD	SPT	
2018	Patriots	0/0																	
Totals – 1 Year		0/0	0	0	0	0.0	0.0	0	0	0.0	0	0	0	0	0	0	0	0	0

POSTSEASON DEFENSIVE STATISTICS

Year	Team	G/S	TT	TACKLES				INTERCEPTIONS					MISCELLANEOUS						
				UT	A	S	YDS	NO	YDS	AVG	LG	TD	PD	FF	FR	YDS	TD	SPT	
2018	Patriots	0/0																	
Totals – 1 Year		0/0	0	0	0	0.0	0.0	0	0	0.0	0	0	0	0	0	0	0	0	0



BRIAN SCHWENKE



63 | OFFENSIVE LINE

HT: 6-3 | **WT:** 310 | **Born:** 3/22/1991 | **Exp. (NFL/Patriots):** 7/2
GP/GS (Playoffs): 60/30 (2/0) | **Acq:** FA-18
College: California | **Hometown:** Oceanside, Calif.



PRONOUNCED *shwen-KEY*

CAREER TRANSACTIONS

Brian Schwenke was signed by the New England Patriots as a free agent on September 4, 2018 ... Originally drafted by Tennessee in the fourth round (107th overall) of the 2013 NFL Draft ... Signed by Indianapolis as an unrestricted free agent from Tennessee (3/13/17) ... Released by Indianapolis (9/3/17) ... Signed by Tennessee as a free agent (9/4/17) ... Signed by New England as a free agent (7/31/18) ... Released by New England (9/1/18).

SEASONAL REVIEWS

2018 (3/0, 0/0)

- Appeared in three regular-season games and made contributions on special teams.
- Was placed on injured reserve on Nov. 6.
- Added to the roster late in the offseason and released at the end of training camp before being brought back at start of the regular season.

2017 (16/2, 2/0 – TENNESSEE)

- Signed with Indianapolis in the offseason but was cut and re-signed by Tennessee prior to the start of the regular season.
- Appeared in all 16 games, making a pair of starts at left guard.
- Part of an offensive unit that rushed for 168 yards and scored a season-high 36 points vs. Indianapolis (10/16).

2016 (16/3 – TENNESSEE)

- Played in all 16 games with three starts at left guard.
- Member of an offensive front that blocked for the NFL's third-ranked rushing attack and averaged 136.7 rushing yards per game.
- In his first career start at left guard vs. Jacksonville (10/27), cleared the way for 214 rushing yards in a win.
- Part of an offense that racked up 446 total yards and six touchdowns in a 47-25 victory vs. Green Bay (11/13).

2015 (5/5 – TENNESSEE)

- Started the first five games of the season at center before being placed on injured reserve following a leg injury vs. Miami (10/18).

2014 (11/11 – TENNESSEE)

- Started the first 11 games at center before suffering an injury at Philadelphia (11/23) and missing the final five contests of the season.
- Only gave up one sack after starting 11 games at center.
- Blocked for the Tennessee run game to rush for 162 yards in the season opener at Kansas City (9/7).

2013 (9/9 – TENNESSEE)

- Started nine of the final nine games of the season in at center during his rookie year.
- Part of an offensive line that cleared the way for 198 rushing yards at St. Louis (11/3).

COLLEGE

- Played in 48 of 50 possible contests over his four-year career at California.
- Made starts at three different positions: 16 at left guard, 12 at center and eight at right guard.
- Named a First Team All-Pac-12 selection by the league's coaches for his senior season.

PERSONAL

- Part of a state title team in 2007 during his junior season at Oceanside (Calif.) High School.
- Majored in political science at California.
- Spent 10 years of his childhood in Hawaii when his father served in the Navy. Was an avid surfer during his time there.



DANNY SHELTON

 **71** | DEFENSIVE LINE

HT: 6-2 | **WT:** 345 | **Born:** 8/20/1993 | **Exp. (NFL/Patriots):** 5/2
GP/GS (Playoffs): 59/46 (2/1) | **Acq:** TR (CLE)-18
College: Washington | **Hometown:** Auburn, Wash.

 **SUPER BOWLS:** 18

CAREER TRANSACTIONS

Danny Shelton was signed by the New England Patriots as an unrestricted free agent on May 20, 2019 ... Originally drafted by Cleveland in the first round (12th overall) of the 2015 NFL Draft ... Acquired by New England from Cleveland along with a 2018 fifth-round draft selection (159th overall) in a trade in exchange for a 2019 third-round draft selection (3/15/18).

SEASONAL REVIEWS

2018 (13/1, 2/1)

- Played in 13 regular-season games with one start and finished with 21 tackles.
- Appeared in two postseason contests with one start. Made two tackles.
- Was inactive vs. Minnesota (12/2), at Miami (12/9), at Pittsburgh (12/16) and for the AFC Championship Game at Kansas City (1/21).
- Made his Patriots debut as a reserve defensive tackle and contributed with a season-high tying four tackles in the season-opening victory vs. Houston (9/9).
- Tied a season-high with four tackles as a reserve defensive lineman at Detroit (9/23).
- Made his first start as a Patriot at defensive tackle in place of an injured Malcolm Brown and finished with three tackles in the victory vs. Kansas City (10/14).
- Contributed in a reserve role on the defensive line and made two tackles in the Super Bowl LIII victory vs. the Los Angeles Rams (2/3).

2017 (14/14 – CLEVELAND)

- Started all 14 games he appeared in and totaled 33 tackles and one pass defended.
- Was inactive due to injury vs. Cincinnati (10/1) and vs. Green Bay (12/10).

2016 (16/16 – CLEVELAND)

- Started all 16 games and led all Browns defensive linemen with a career-high 59 tackles, while posting 1½ sacks.
- Named finalist for Polynesian Pro Football Player of the Year.
- Registered a career-high eight tackles at Tennessee (10/16). Also earned his first career sack.

2015 (16/15 – CLEVELAND)

- Started 15 of 16 games as a rookie and made 36 tackles.
- Made NFL debut at N.Y. Jets (9/13), notching two tackles.

EXTRA POINTS

- Danny's given name is Danny Sailleupumoni Shelton. His middle name means, "search for the truth." His family calls him Saili, a shortened version of his middle name.

COLLEGE

- Played in 53 career games at Washington and totaled 208 tackles and 11½ sacks.
- Was the only player in the nation in 2014 to earn first-team All-America honors and first-team Academic All-America honors.
- Started all 14 games as a senior and became the first Washington player to earn Academic All-American First-Team honors since 1991. Finished with 93 tackles, nine sacks and led the nation with five fumble recoveries.
- Named to Pac-12 All-Academic first team and All-Pac-12 honorable mention as a junior, starting in all 13 games. Totaled 59 tackles and two sacks on the season.
- Started all 13 games as a sophomore, totaling 45 tackles on the year. Was the recipient of Pac-12 All Academic first-team honors and All-Pac-12 honorable mention.
- Played in all 13 games as a true freshman and posted 11 tackles on the year.
- Also threw shot put for the Washington track & field team in 2012 and 2013, placing ninth and 11th at the Pac-12 Championships, respectively.

PERSONAL

- Family refers to him as Saili.
- Changed his jersey number from 71 to 55 after his rookie season to honor legendary Polynesian Junior Seau and his late brother Skeevie, who both wore 55.
- Danny and wife, Mara, have a son, Crue. Also have four registered emotional support dogs - Moni, Juicy, Mojo and Juju.
- Brother, Kevin, played defensive end at Idaho from 2013-16.
- Traveled to Tahiti where he studied colonialism abroad during his junior and senior years at Washington.
- Attended Auburn High School in Auburn, Wash. Was a 4A all-state first-team selection as a senior in 2010 and a junior in 2009. Named both the South Puget Sound League 4A North's Offensive Lineman of the Year and Defensive Lineman of the Year twice. Also named First-team All-SPSL selection for offensive and defensive line as a sophomore, junior and senior.
- Also threw shot put for the track & field team and wrestled. Won the state 4A shot put championship as a senior.
- Majored in anthropology at Washington.

DANNY SHELTON STATISTICS

POS: DL HT: 6-2 WT: 345 LBS YEAR: 5TH ACQ: TR (CLE)-18 COLLEGE: WASHINGTON BORN: 8/20/93

REGULAR SEASON DEFENSIVE STATISTICS

Year	Team	G/S	TT	UT	TACKLES				YDS	NO	INTERCEPTIONS				MISCELLANEOUS					
					A	S	YDS	NO			YDS	AVG	LG	TD	PD	FF	FR	YDS	TD	SPT
2015	Browns	16/15	36	19	17	0.0	0.0	0	0	0	0.0	0	0	0	0	0	0	0	0	0
2016	Browns	16/16	59	32	27	1.5	13.0	0	0	0.0	0	0	0	0	0	0	0	0	0	
2017	Browns	14/14	33	20	13	0.0	0.0	0	0	0.0	0	0	1	0	0	0	0	0	0	
2018	Patriots	13/1	21	10	11	0.0	0.0	0	0	0.0	0	0	0	0	0	0	0	0	0	
Totals – 4 Years		59/46	149	81	68	1.5	13.0	0	0	0.0	0	0	1	0	0	0	0	0	0	

POSTSEASON DEFENSIVE STATISTICS

Year	Team	G/S	TT	UT	TACKLES				YDS	NO	INTERCEPTIONS				MISCELLANEOUS				
					A	S	YDS	NO			YDS	AVG	LG	TD	PD	FF	FR	YDS	TD
2018	Patriots	2/1	2	2	0	0.0	0.0	0	0	0	0.0	0	0	0	0	0	0	0	0
Totals – 1 Year		2/1	2	2	0	0.0	0.0	0	0	0	0.0	0	0	0	0	0	0	0	0

PLAYERS



JOHN SIMON

 **55** | DEFENSIVE END

HT: 6-2 | WT: 260 | Born: 10/14/1990 | Exp. (NFL/Patriots): 7/2

GP/GS (Playoffs): 65/24 (4/1) | Acq: FA-18

College: Ohio State | Hometown: Youngstown, Ohio

 SUPER BOWLS: 18

CAREER TRANSACTIONS

John Simon was signed by the New England Patriots as a free agent on Sept. 26, 2018 ... Originally drafted by Baltimore in the fourth round (129th overall) of the 2013 NFL Draft ... Released by Baltimore (8/30/14) ... Signed by Baltimore to the practice squad (8/31/14) ... Signed by Houston to the 53-man roster from the Baltimore practice squad (10/7/14) ... Signed by Indianapolis as an unrestricted free agent from Houston (3/10/17) ... Released by Indianapolis (9/1/18).

SEASONAL REVIEWS

2018 (11/2, 3/1)

- Went to training camp with Indianapolis but was released prior to the start of the regular season.
- Appeared in 11 regular-season games with two starts on the defensive line, and finished with 17 total tackles and two sacks for a combined loss of 18 yards after joining the Patriots in late September.
- Contributed in all three postseason contests, making one start, and finished with four tackles and a half-sack of QB Patrick Mahomes in the AFC Championship victory at Kansas City (1/20).
- Made his first appearance as a Patriot after being signed earlier in the week and contributed on defense with five total tackles and recorded a 10-yard sack of QB Ryan Tannehill in the fourth quarter of the win vs. Miami (9/30).
- Made his first start as a Patriot after missing two games due to injury and contributed with two tackles during the victory at Buffalo (10/29).
- Contributed in a reserve role on defense, making one tackle and adding a fourth-quarter sack of QB Ryan Tannehill

for an 8-yard loss at Miami (12/9).

- Made two tackles in a reserve role on defense in the AFC Divisional Playoff win vs. L.A. Chargers (1/13).
- Contributed in a reserve role on defense and added one pass defense in the Super Bowl LIII victory vs. the L.A. Rams (2/3).

2017 (9/9 – INDIANAPOLIS)

- Started nine games for the Colts, recording 27 tackles, three sacks and one interception returned for a touchdown.
- Placed on injured reserve on Dec. 5.
- Made the start at defensive end vs. Arizona (9/17) and recorded five tackles and one sack.
- Notched one sack for the second consecutive game in the win vs. Cleveland (9/24).
- Recorded one sack, a season-high 11 total tackles and returned an interception for a touchdown at Tennessee (10/16).

2016 (11/5, 0/0 – HOUSTON)

- Played in 11 games, notching a career-high 51 tackles, two passes defended, 3½ sacks and four tackles for loss.
- Was inactive for both postseason contests.
- Started at defensive end vs. Chicago (9/11) and made six tackles and one sack.
- Recorded 1½ sacks and six total tackles in the win vs. Kansas City (9/18).
- Notched a season-high nine tackles vs. Indianapolis (10/16).

- Made eight tackles in the win vs. Detroit (10/30).
- Started at Jacksonville (11/13) and made one sack, six tackles and two tackles for loss.

2015 (16/8, 1/0 – HOUSTON)

- Played in all 16 games for the only time in his career, recording 49 tackles and a career-high five sacks. Also played a major role on special teams, recording seven tackles and one fumble recovery.
- Appeared in the first postseason contest of his career vs. Kansas City (1/9) and made eight tackles.
- Started at defensive end and recorded four tackles vs. Kansas City (9/13).
- Made six tackles and one sack in a reserve role at Miami (10/25).
- Matched his season-high with six tackles vs. Tennessee (11/1).
- Recorded two tackles and one sack at Indianapolis (12/20).

2014 (11/0 – HOUSTON)

- Began the season on Baltimore's practice squad before being signed by Houston and appeared in 11 games, recording nine tackles, one pass defended and 1.5 sacks. Also added six special teams tackles.
- Notched one sack and two tackles in his season debut vs. Indianapolis (10/9).
- Added one tackle and a half-sack vs. Philadelphia (11/2).
- Made a season-high three tackles vs. Tennessee (11/30).

2013 (7/0 – BALTIMORE)

- Appeared in seven games in a special teams role and made four special teams tackles.
- Made his NFL debut vs. Cleveland (9/15) and recorded a special teams tackle.
- Ended his rookie season vs. New England (12/22) and made a special teams tackle.

COLLEGE

- Played in 50 career games with 37 starts at Ohio State, totaling 154 tackles, 20½ sacks and 10 passes defended.
- Named the Big Ten Defensive Player of the Year in 2012 following his senior season.
- Became just the eighth player in school history to be named a two-time captain.

PERSONAL

- Played at Cardinal Mooney High School and was a two-time all-state honoree.
- Northeast Ohio's defensive player of the year after a senior season where he notched 148 tackles, 11 sacks and three forced fumbles.
- Helped lead Cardinal Mooney to three state title games and a regional semifinals appearance.
- Married to wife, Brittany, and has two sons.

JOHN SIMON STATISTICS

POS: DE HT: 6-2 WT: 260 LBS YEAR: 7TH ACQ: FA-18 COLLEGE: OHIO STATE BORN: 10/14/90

REGULAR SEASON DEFENSIVE STATISTICS

Year	Team	G/S	TACKLES					INTERCEPTIONS					MISCELLANEOUS					
			TT	UT	A	S	YDS	NO	YDS	AVG	LG	TD	PD	FF	FR	YDS	TD	SPT
2013	Ravens	7/0	0	0	0	0.0	0.0	0	0	0.0	0	0	0	0	0	0	0	4
2014	Texans	11/0	9	4	5	1.5	5.0	0	0	0.0	0	0	1	0	0	0	3	
2015	Texans	16/8	49	36	13	5.0	28.0	0	0	0.0	0	0	0	0	1	0	3	
2016	Texans	11/5	51	32	19	3.5	19.0	0	0	0.0	0	0	2	1	0	0	0	
2017	Colts	9/9	42	27	15	3.0	15.0	1	26	26.0	26t	1	1	0	0	0	1	
2018	Patriots	11/2	17	8	9	2.0	18.0	0	0	0.0	0	0	0	0	0	0	0	
Totals – 6 Years		65/24	168	107	61	15.0	85.0	1	26	26.0	26t	1	4	1	1	0	11	

POSTSEASON DEFENSIVE STATISTICS

Year	Team	G/S	TACKLES					INTERCEPTIONS					MISCELLANEOUS				
			TT	UT	A	S	YDS	NO	YDS	AVG	LG	TD	PD	FF	FR	YDS	TD
2015	Texans	1/0	8	5	3	0.0	0.0	0	0	0.0	0	0	0	0	0	0	0
2018	Patriots	3/1	4	1	3	0.5	1.5	0	0	0.0	0	0	1	0	0	0	0
Totals – 2 Years		4/1	12	6	6	0.5	1.5	0	0	0.0	0	0	1	0	0	0	0



DAN SKIPPER



72 | OFFENSIVE LINE

HT: 6-9 | **WT:** 325 | **Born:** 9/20/1994 | **Exp. (NFL/Patriots):** 1/2
GP/GS (Playoffs): 1/0 (0/0) | **Acq:** FA-18
College: Arkansas | **Hometown:** Arvada, Colo.

SUPER BOWLS: 18

CAREER TRANSACTIONS

Dan Skipper was signed by the New England Patriots to the practice squad on Jan. 8, 2019 ... Originally signed by Dallas as a rookie free agent (5/17/17) ... Released by Dallas (9/2/17) ... Signed by Dallas to the practice squad (9/3/17) ... Released by Dallas from the practice squad (9/20/17) ... Signed by Detroit to practice squad (9/25/17) ... Signed by Detroit to the 53-man roster from the practice squad (10/26/17) ... Released by Detroit (10/31/17) ... Signed by Detroit to the practice squad (11/2/17) ... Released by Detroit (9/1/18) ... Signed by Detroit to the practice squad (9/2/18) ... Released by Detroit from the practice squad (9/5/18) ... Signed by Denver to the practice squad (11/27/18).

SEASONAL REVIEWS

2018 (0/0, 0/0 – NEW ENGLAND, DENVER, DETROIT)

- Joined the Patriots practice squad for their postseason run.
- Went to training camp with Detroit and began the regular season on the practice squad before being released prior to the season opener.

- Signed with the Denver practice squad in November and ended the regular season with the Broncos.

2017 (1/0 – DETROIT, DALLAS)

- Began the regular season on the Dallas practice squad after being signed as a rookie free agent.
- Spent time on the Detroit practice squad and active roster, playing in his first NFL game vs. Pittsburgh (10/29).

COLLEGE

- Appeared in 51 games at Arkansas, including 47 straight starts, good for the second-longest streak in program history.
- Earned All-SEC honors twice in his career.
- Started games at left tackle, right tackle and left guard during his collegiate career.

PERSONAL

- Attended Ralston Valley High School in Arvada, Colo.
- Graduated from Arkansas with a degree in biology.



MATTHEW SLATER



18 | WIDE RECEIVER

HT: 6-0 | **WT:** 205 | **Born:** 9/9/1985 | **Exp. (NFL/Patriots):** 12/12
GP/GS (Playoffs): 157/3 (23/1) | **Acq:** D5-08 (153rd)
College: UCLA | **Hometown:** Anaheim, Calif.

PRO BOWLS: 11, 12, 13, 14, 15, 16, 17

SUPER BOWLS: 14, 16, 18

CAREER TRANSACTIONS

Matthew Slater was re-signed by New England as an unrestricted free agent on March 21, 2018 ... Originally drafted by the New England Patriots in the fifth round (153rd overall) of the 2008 NFL Draft.

CAREER HIGHLIGHTS

- Named to seven straight Pro Bowls from 2011 to 2017 as a special teams player.
- Named to the Associated Press All-Pro: First Team for the first time in his career in 2016. Also earned Associated Press All-Pro: Second Team honors in 2017.
- Elected special teams captain by teammates from 2011-18.
- Has played wide receiver, safety and a major role on special teams in his 11 NFL seasons.

EXTRA POINTS

- Matthew has been active in various children's ministry programs at his hometown church and he hopes to pursue seminary study in his post-football career.
- Matthew and his father, Jackie Slater, who enjoyed a 20-year career as an offensive tackle with the Rams organization, share a unique bond as father and son as well as two accomplished NFL players. In advance of Super Bowl LIII, Jackie's allegiances were put to the test.
- Led the team in special teams tackles three straight seasons: 21 in 2010, 17 in 2011, 20 in 2012. Missed four games due to injury in 2013 and still finished second on the team

SPECIAL TEAMS LEADER

Matthew Slater became the Patriots all-time leader in postseason special teams tackles after finishing with two tackles in the 2018 Divisional Playoff vs. the Los Angeles Chargers (01/13/19).

PATRIOTS ALL-TIME LEADING POSTSEASON SPECIAL TEAMS TACKLERS

Player	Special Teams Tackles
Matthew Slater	20
Larry Izzo	17
Eric Alexander	13
Matt Chatham	13
Je'Rod Cherry	12

with 14 special teams tackles, just one behind the team leader. Again led the team with 14 special teams tackles in 2014 and 17 in 2015. Has led the team in this category in five of his first 10 seasons.

- Has finished with double-digit special teams tackles in eight of his 11 total seasons in the NFL.
- Moved past Larry Izzo (17) to become the Patriots all-time leader in postseason special teams tackles with 20 after finishing with two tackles in the Divisional Playoff victory vs. the Los Angeles Chargers (1/13).

SEASONAL REVIEWS

2018 (16/0, 3/0)

- Elected special teams captain by his teammates for the eighth consecutive season.
- Played in all 16 regular-season games as prominent member across special teams units and finished with eleven tackles.
- Appeared in all three postseason contests and notched three special teams tackles.
- Contributed on special teams with one special teams tackle in the season-opening victory vs. Houston (9/9), one special teams tackle at Jacksonville (9/16) and one at Detroit (9/23).
- Contributed mostly on special teams while also appearing on offense during the final kneel-downs of the victory at Buffalo (10/29).
- Appeared on offense during a goal line situation but contributed mostly on special teams where he finished with two special teams tackles in the win vs. Green Bay (11/4).
- Contributed on special teams with two special teams tackles in the win vs. Buffalo (12/23). Also had a partial-blocked punt late in the fourth quarter.

PRO BOWLS A FAMILY AFFAIR

Matthew Slater was voted to his seventh straight Pro Bowl in 2017. His father, Jackie Slater, went to seven Pro Bowls. The Slater family's 14 combined Pro Bowls are the second most among father-son contingents to have been voted to at least one Pro Bowl each.

MOST FATHER AND SON PRO BOWL SELECTIONS

Players	Pro Bowls
Archie (2), Peyton (14) and Eli Manning (3)	19
Jackie (7) and Matthew Slater (7)	14

- Made two special teams tackles, becoming the Patriots all-time leader in postseason special teams tackles, during the victory vs. L.A. Chargers in the AFC Divisional Playoff (1/13).
- Made one tackle on special teams in the Super Bowl LIII victory vs. the Los Angeles Rams (2/3) and also downed a third quarter punt on the Rams' 2-yard line. Was a key special teams contributor in a game that featured 14 total punts, as field position became an integral part of the lowest scoring Super Bowl of all-time in the Patriots 13-3 victory.

2017 (9/0, 3/0)

- Elected special teams captain by his teammates for the seventh consecutive season.
- Was voted to the Pro Bowl as a special teamer for the seventh straight year, matching Steve Tasker (1987, 90-95) for most special teams Pro Bowl honors in NFL history. Became the only special teamer to earn seven consecutive Pro Bowl honors.
- Named to the Associated Press All-Pro: Second Team and the Pro Football Writers Association All-AFC Team as a special teamer.
- Played in nine regular-season games as a reserve, appearing mostly on special teams and made seven tackles.
- Appeared in all three playoff contests as a reserve and posted two special teams tackles.
- Was inactive for seven games due to injury.
- Made his first appearance of the season after returning from injury and contributed on special teams in the victory at Tampa Bay (10/5).
- Contributed on special teams with two tackles in the win at Denver (11/12).
- Appeared on offense for the final kneel downs of the game and contributed on special teams with a special teams tackle in the Divisional Playoff victory vs. Tennessee (1/13).
- Contributed on special teams with tackle in the AFC Championship victory vs. Jacksonville (1/21).

2016 (13/0, 3/0)

- Elected special teams captain by his teammates for the sixth consecutive season.

HALL OF FAME FATHER

Matthew Slater is one of 10 sons of Hall of Fame members to be drafted in NFL history.

HALL OF FAME FATHERS WITH SONS DRAFTED IN THE NFL

Jackie Slater (class of 2001) – son, Matthew Slater (NE)
Bobby Bell (class of 1983) – son, Bobby Bell (NYJ)
Tony Dorsett (class of 1994) – son, Anthony Dorsett (HOU)
Bob Griese (class of 1990) – son, Brian Griese (DEN)
Russ Grimm (class of 2010) – son, Cody Grimm (TB)
Howie Long (class of 2000) – son, Chris Long (STL)
son, Kyle Long (CHI)
Bruce Matthews (class of 2007) – son, Jake Matthews (ATL)
Don Shula (class of 1997) – son, Mike Shula (TB)
Kellen Winslow (class of 1995) – son, Kellen Winslow (CLE)

- Was voted to the Pro Bowl for the sixth straight year as a special teamer and named to the Associated Press All-Pro: First Team for the first time in his career.
- Played in 13 regular-season games, mainly on special teams and made six tackles. Had one rushing attempt for five yards and returned three kickoffs for 52 yards.
- Appeared in all three playoff games and made two special teams tackles.
- Was inactive due to injury in the win at N.Y. Jets (11/27), vs. Los Angeles (12/4) and vs. N.Y. Jets (12/24).
- Registered a season-high two special teams tackles vs. Buffalo (10/2).
- Recorded the second rushing attempt of his career and his first since 2009 on a five-yard run in the win at Cleveland (10/9).
- Totaled two special teams tackles in the Divisional Playoff win vs. Houston (1/14).
- Was a key contributor on special teams during the team's victory over Atlanta in Super Bowl LI (2/5).

2015 (16/0, 2/0)

- Elected special teams captain by his teammates for the fifth consecutive season.
- Was voted to the Pro Bowl for the fifth straight year as a special teamer.
- Played primarily on special teams in all 16 regular-season games and led the Patriots with 17 special teams tackles.
- Played in both playoff contests and made one special teams tackle.
- Continued to see limited action on offense while contributing heavily on special teams. Also posted one defensive tackle on a fake punt in the win vs. Jacksonville (9/27).
- Saw limited action on offense and recorded a season-high four special teams tackles in the win vs. Washington (11/8).
- Contributed on special teams and recorded two special teams tackles in the win at N.Y. Giants (11/15).
- Contributed on special teams, recording one special teams tackle in the AFC Championship at Denver (1/24).

2014 (16/0, 3/0)

- Elected special teams captain by his teammates for the fourth consecutive season.
- Was voted to the Pro Bowl for the fourth straight year as a special teamer.
- Elected to the Pro Football Writer's Association All-NFL Team.
- Played primarily on special teams in all 16 regular-season games and led the Patriots with 14 special teams tackles. Also returned two kickoffs for 44 yards.
- Played in all three playoff games and made two special teams tackles.
- Led the team with three special teams stops in the win vs. Oakland (9/21), including a tackle on PR T.J. Carrie for a 1-yard loss on a punt return. Also returned his first kickoff of the season for 26 yards.
- Led the team with three special teams tackles at Kansas City (9/29), helping to limit PR Frankie Hammond to 3 yards on two returns.

HONORS & AWARDS

2018: Team Captain

2017: Team Captain, Pro Bowl, Associated Press All-Pro: Second Team, PFWA All-AFC Team

2016: Team Captain, Bart Starr Award Winner, Pro Bowl, Associated Press All-Pro: First Team, PFWA All-NFL Team, PFWA All-AFC Team

2015: Team Captain, Pro Bowl

2014: Team Captain, Pro Bowl, Pro Football Writer's Association All-NFL Team

2013: Team Captain, Pro Bowl, Pro Football Writer's Association All-NFL Team

2012: Team Captain, Pro Bowl

2011: Team Captain, Pro Bowl

- Made two solo special teams tackles in the win vs. Cincinnati (10/5), bringing his career total to 100 tackles on special teams.
- Led the team with two special teams tackles in the win at N.Y. Jets (12/21).
- Recorded one special teams tackle in the Super Bowl XLIX win vs. Seattle (2/1). Was also on the field for the final two kneel down plays.

2013 (12/0, 2/1)

- Elected special teams captain by his teammates for the third consecutive season.
- Elected to the Pro Bowl for the third straight year as a special teamer.
- Played in 12 regular-season games and finished second on the team with 14 special teams tackles. Also returned two kickoffs for 10 yards.
- Played in both playoff contests and made one start at wide receiver vs. Indianapolis in the Divisional Playoff (1/11). Led the team with three special teams tackles.
- Was inactive due to injury vs. Tampa Bay (9/22), at Atlanta (9/29), at Cincinnati (10/6) and vs. New Orleans (10/13).
- Returned to action at N.Y. Jets (10/20) after missing four games with an injury and made one special teams tackle.
- Made his first career postseason start at wide receiver vs. Indianapolis (1/11) and notched two special teams tackles.

2012 (16/0, 2/0)

- Elected special teams captain by his teammates for the second consecutive season.
- Elected to his second straight Pro Bowl as a special teams player.
- Played in all 16 regular-season games and both playoff games and led the team with 20 special teams tackles. Also compiled two kickoff returns for 39 yards in the regular season and one kickoff return for 19 yards in the playoffs.
- Made three special teams tackles in the win at Miami (12/2), including one on the Dolphins' first drive when Miami muffed a punt and Slater made the stop deep in the Dolphins territory.

2011 (16/3, 3/0)

- Elected special teams captain by his teammates for the first time.
- Earned his first career Pro Bowl invitation as a special teams player.
- Appeared in all 16 regular-season games and made three starts on defense at safety. Finished with 10 tackles, a team-high 17 special teams tackles, one forced fumble and registered one reception for 46 yards on offense.
- Appeared in all three postseason games, primarily on special teams and made one tackle.
- Recorded his first NFL reception, a 46-yard pass from Tom Brady in the first quarter at Miami (9/12). Also made one special teams tackle and returned a kickoff 22 yards.
- Made his first career start vs. Indianapolis (12/4), opening the game at safety and making seven tackles and forcing a fumble that the Patriots recovered, leading to a touchdown in the win.
- Also started at safety at Washington (12/11) and at Denver (12/18).

2010 (15/0, 1/0)

- Played in 15 regular-season games and the playoff game and finished the season with a career-high and team-leading 21 tackles on special teams.
- Saw time at wide receiver as well as on special teams (two tackles) against the Bills (9/26).
- Recorded a season-high four special teams tackles against vs. N.Y. Jets (12/6).

2009 (14/0, 1/0)

- Played in 14 regular-season games and finished with 11 kickoff returns for 269 yards, seven special teams tackles and one rushing attempt for 6 yards.
- Played in a reserve role at wide receiver and on special teams coverage units in the postseason game vs. Baltimore (1/10). Had two kickoff returns for 46 yards and one special teams tackle.
- Was inactive for the first two games due to an injury suffered during the preseason.
- Majority of his playing time was on special teams as a kickoff returner and on the kickoff coverage, punt and punt coverage teams.
- Had his first NFL offensive touch at Buffalo (12/20) with a 6-yard gain on an end around in the second quarter.
- Had a career-high 35-yard kickoff return in the regular-season finale at Houston (1/3).

2008 (14/0)

- Played in 14 games and was inactive for two contests, while finishing second on the team with 13 special teams tackles as a rookie.

- Made his NFL debut vs. Kansas City (9/7).
- Led the team in special teams tackles once at Seattle (12/7) and tied for the team lead in special teams tackles twice vs. Kansas City (9/7) and at Oakland (9/14).
- Made one special teams tackle and had one kickoff return for 28 yards vs. Denver (10/20).
- Led the team with three special teams tackles, including two solo stops at Seattle (12/7).
- Tied for the team lead with two special teams tackles at Oakland (12/14).
- Saw action at wide receiver, safety and on special teams coverage and return units vs. Arizona (12/21).

COLLEGE

- Played at UCLA for four seasons from 2004-07 after redshirting in 2003.
- In 2007, was named to the first-team All-Pacific-10 conference team as a kick returner and named to SI.com's All-America Team as a kick returner.
- Slater's three touchdowns in 2007 set new UCLA and Pac-10 records for kickoff return touchdowns in a season and a career.
- He tied for the national lead with three touchdowns on kickoff returns in 2007.
- His average of 29.0 is the highest in UCLA history among players with at least 20 kickoff returns in a season.
- He appeared in all 13 games as a junior in 2006 and excelled on kick coverage.
- As a reserve wide receiver in 2005, he saw action in two games.

PERSONAL

- Matthew Wilson Slater was born the son of Jackie and Annie Slater on Sept. 9, 1985.
- Lettered in football for two seasons at Servite High School in Anaheim, Calif.
- As a senior, he caught 39 passes for 707 yards and five touchdowns.
- A standout performer in track, finishing second (tied) at the CIF State meet in the 100m (10.67) and fourth in the 200m (21.39).
- His father is a former Los Angeles Ram and NFL Hall of Fame offensive lineman.
- Has one brother, David.
- Enjoys participating in children's ministries with his church in his spare time.
- Was an honor roll student at UCLA and majored in political science.
- Matthew and his wife, Shahrzad, have a son, Jeremiah and a daughter, Hannah.

MATTHEW SLATER STATISTICS

POS: WR HT: 6-0 WT: 205 LBS YEAR: 12TH ACQ: D5-08 (153RD) COLLEGE: UCLA BORN: 9/9/85

REGULAR SEASON OFFENSIVE STATISTICS

Year	Team	G/S	RECEIVING					KICK RETURNS				SPECIAL TEAMS TACKLES	
			NO	YDS	AVG	LG	TD	NO	YDS	AVG	LG	TD	NO
2008	Patriots	14/0	0	0	0.0	0	0	11	155	14.1	31	0	13
2009	Patriots	14/0	0	0	0.0	0	0	11	269	24.5	35	0	7
2010	Patriots	15/0	0	0	0.0	0	0	0	0	0.0	0	0	21
2011	Patriots	16/3	1	46	46.0	46	0	4	68	17.0	22	0	17
2012	Patriots	16/0	0	0	0.0	0	0	2	39	19.5	20	0	20
2013	Patriots	12/0	0	0	0.0	0	0	2	10	5.0	10	0	14
2014	Patriots	16/0	0	0	0.0	0	0	2	44	22.0	26	0	14
2015	Patriots	16/0	0	0	0.0	0	0	0	0	0.0	0	0	17
2016	Patriots	13/0	0	0	0.0	0	0	3	52	17.0	15	0	6
2017	Patriots	9/0	0	0	0.0	0	0	0	0	0.0	0	0	7
2018	Patriots	16/0	0	0	0.0	0	0	0	0	0.0	0	0	11
Totals -11 Years		157/3	1	46	46.0	46	0	35	637	18.2	35	0	147

Additional Statistics: 11 Defensive Tackles: 1 Forced Fumble vs. Indianapolis (12/4/11). Rushes: 2 for 11 yards.

POSTSEASON OFFENSIVE STATISTICS

Year	Team	G/S	RECEIVING					KICK RETURNS				SPECIAL TEAMS TACKLES	
			NO	YDS	AVG	LG	TD	NO	YDS	AVG	LG	TD	NO
2009	Patriots	1/0	0	0	0.0	0	0	2	46	23.0	26	0	1
2010	Patriots	1/0	0	0	0.0	0	0	0	0	0.0	0	0	1
2011	Patriots	3/0	0	0	0.0	0	0	0	0	0.0	0	0	4
2012	Patriots	2/0	0	0	0.0	0	0	0	1	19.0	19	0	1
2013	Patriots	2/1	0	0	0.0	0	0	0	0	0.0	0	0	3
2014	Patriots	3/0	0	0	0.0	0	0	0	0	0.0	0	0	2
2015	Patriots	2/0	0	0	0.0	0	0	0	0	0.0	0	0	1
2016	Patriots	3/0	0	0	0.0	0	0	0	0	0.0	0	0	2
2017	Patriots	3/0	0	0	0.0	0	0	0	0	0.0	0	0	2
2018	Patriots	3/0	0	0	0.0	0	0	0	0	0.0	0	0	3
Totals -10 Years		23/1	0	0	0.0	0	0	3	65	21.7	26	0	20

PLAYERS



DEMARIYUS THOMAS

 **88** | WIDE RECEIVER

HT: 6-3 | **WT:** 225 | **Born:** 12/25/1987 | **Exp. (NFL/Patriots):** 10/1

GP/GS (Playoffs): 132/118 (10/10) | **Acq:** FA-19

College: Georgia Tech | **Hometown:** Montrose, Ga.



PRO BOWLS: 12, 13, 14, 15, 16



SUPER BOWLS: 15

PRONOUNCED du-MARE-ee-us

CAREER TRANSACTIONS

Demaryius Thomas was signed by the New England Patriots as a free agent on April 16, 2019 ... Originally drafted by Denver in the first round (22nd overall) of the 2010 NFL Draft ... Acquired by Houston from Denver in a trade in exchange for a 2019 fourth-round (125th overall) and a 2019 seventh-round draft pick (237th overall) (10/30/18) ... Released by Houston (2/12/19).

CAREER HIGHLIGHTS

- Started in Super Bowl XLVIII and the Super Bowl 50 win, totaling 14 receptions for 126 yards and one touchdown. Set a then-Super Bowl record with 13 receptions for 118

yards and a touchdown in Super Bowl XLVIII.

- Earned five consecutive Pro Bowl appearances from 2012-16.
- Ranks first in Broncos history with 36 career 100-yard receiving games, is second in team annals with 60 receiving touchdowns and 9,055 receiving yards and third with 665 receptions.
- Owned a five-year 1,000-yard receiving season streak that spanned the 2012-16 campaigns, joining Torry Holt (6) and Marvin Harrison (5) as the only players in NFL history with five consecutive seasons totaling at least 90 receptions and 1,000 receiving yards.

HONORS & AWARDS

2016: NFL Pro Bowl

2015: NFL Pro Bowl

2014: Team Captain, NFL Pro Bowl, Associated Press All-Pro Second Team, AFC Offensive Player of the Week (Week 5)

2013: AFC Pro Bowl, Associated Press All-Pro Second Team, AFC Offensive Player of the Week (Week 10)

2012: AFC Pro Bowl

- Established a Broncos single-season record with 1,619 receiving yards in addition to ranking second in team annals with 111 catches on the year in 2014.
- Set a Denver record in 2014 for most 100-yard receiving games (10), reaching the century mark in seven consecutive contests (Games 4-10) to tie for the second-longest streak in league history.

SEASONAL REVIEWS

2018 (8/8 – DENVER)

- Started the first eight games of the season for the Broncos and caught 36 passes for 402 yards and three touchdowns before being traded to Houston on Oct. 30.
- Totaled five receptions for a season-high 105 yards and a touchdown at N.Y. Jets (10/7)

2018 (7/7, 0/0 – HOUSTON)

- Started all seven games he played in for the Texans and registered 23 receptions for 275 yards and two touchdowns before being placed on injured reserve on Dec. 24.

2017 (16/16 – DENVER)

- Started all 16 games for the sixth consecutive season, finishing the year with 83 catches for 949 yards with five touchdowns.
- Posted 10 receptions for 133 yards vs. N.Y. Giants (10/15).
- Caught five passes for 18 yards at Oakland (11/26), reaching 600 career catches in the fewest games (112) in franchise history.
- Led the team with eight receptions for 93 yards with one touchdown vs. N.Y. Jets (12/10), moving him into second in team annals in both receiving touchdowns (56) and receiving yards (8,475).

2016 (16/16 – DENVER)

- Named to his fifth consecutive Pro Bowl.
- Started all 16 games and totaled 90 receptions for 1,083 yards and five touchdowns.
- Posted his fifth consecutive 90-catch, 1,000-yard season.
- Posted two 100-yard receiving performances:
 - Week 3 at Cincinnati (100)
 - Week 14 at Tennessee (126)
- Compiled one 10-reception performances:
 - Week 14 at Tennessee (10)

2015 (16/16, 3/3 – DENVER)

- Earned his fourth consecutive Pro Bowl nod.
- Started all 16 regular-season games and posted 105 receptions for 1,304 yards and six touchdowns.

- Started all three postseason contests and totaled seven receptions for 60 yards, en route to a victory in Super Bowl 50.
- Joined Marvin Harrison (5) and Jerry Rice (4) and the only receivers in NFL history with four consecutive seasons with 90 receptions and 1,300 receiving yards.
- Posted four 100-yard receiving performances:
 - Week 2 at Kansas City (116)
 - Week 6 at Cleveland (111)
 - Week 8 vs. Green Bay (168)
 - Week 17 vs. San Diego (117)
- Tallied two 10-reception performances:
 - Week 6 vs. Cleveland (10)
 - Week 14 vs. Oakland (10)
- Caught eight passes for a season-high 168 yards vs. Green Bay (11/1).
- Totaled five receptions for 61 yards and two touchdowns at Pittsburgh (12/20).

2014 (16/16, 1/1 – DENVER)

- Voted captain by his teammates.
- Earned his third straight Pro Bowl invitation
- Started all 16 regular-season games and posted career-highs in receptions (111) and receiving yards (1,619) to go with 11 touchdowns.
- Compiled 10 100-yard receiving performances:
 - Week 5 vs. Arizona (226)
 - Week 6 at N.Y. Jets (124)
 - Week 7 vs. San Francisco (171)
 - Week 8 vs. San Diego (105)
 - Week 9 at New England (127)
 - Week 10 at Oakland (108)
 - Week 11 at St. Louis (103)
 - Week 15 at San Diego (123)
 - Week 16 at Cincinnati (115)
 - Week 17 vs. Oakland (115)
- Notched three 10-reception performances:
 - Week 6 at N.Y. Jets (10)
 - Week 10 at Oakland (11)
 - Week 12 vs. Miami (10)
- Registered eight receptions for a single-game career-high 226 yards and two touchdowns vs. Arizona (10/5).
- Caught a single-game career-high 11 passes for 108 yards at Oakland (11/9).

SINGLE-GAME CAREER HIGHS

REGULAR SEASON:

Receptions:	11	at Oakland (11/9/14)
Receiving Yards:	226	vs. Arizona (10/5/14)
Receiving TDs:	3	at San Diego (11/10/13) vs. Miami (11/23/14)
Longest:	86t	vs. Arizona (10/5/14)

- Tallied 10 receptions for 87 yards and tied a career-high with three touchdown receptions vs. Miami (11/23).
- Caught five passes for 59 yards and a touchdown in the Divisional Playoff vs. Indianapolis (1/11).

2013 (16/16, 3/3 – DENVER)

- Named to his second straight Pro Bowl.
- Earned Associated Press All-Pro Second Team honors.
- Started all 16 regular-season games and totaled 92 receptions for 1,430 yards and a career-high 14 touchdowns.
- Started all three playoff games and tallied 28 receptions for 306 yards and three touchdowns.
- Posted six 100-yard receiving performances:
 - Week 1 vs. Baltimore (161)
 - Week 10 at San Diego (108)
 - Week 11 vs. Kansas City (121)
 - Week 13 at Kansas City (106)
 - Week 16 at Houston (123)
 - Week 17 at Oakland (113)
- Caught five passes for 161 yards and two touchdowns in the season-opener vs. Baltimore (9/5).
- Notched his second multi-score game of the season with nine receptions for 86 yards and two touchdowns vs. Philadelphia (9/29).
- Registered seven receptions for 108 yards and established a single-game career-high with three receiving touchdowns at San Diego (11/10).
- Set a then-Super Bowl record with 13 receptions for 118 yards and one touchdown in Super Bowl XLVIII vs. Seattle (2/2).

2012 (16/16, 1/1 – DENVER)

- Earned his first career Pro Bowl invitation
- Started all 16 regular-season games and finished with 94 receptions for 94 receptions for 1,434 yards and 10 touchdowns.
- Started in the Divisional Playoff vs. Baltimore (1/12) and caught three passes for 37 yards and one touchdown.
- Posted seven 100-yard receiving performances:
 - Week 1 vs. Pittsburgh (110)
 - Week 4 vs. Oakland (103)
 - Week 5 at New England (180)
 - Week 8 vs. New Orleans (137)
 - Week 10 at Carolina (135)
 - Week 16 vs. Cleveland (102)
 - Week 17 vs. Kansas City (122)

- Posted season-highs with nine receptions for 180 yards at New England (10/7).
- Caught eight passes for 99 yards and two touchdowns vs. Tampa Bay (12/2).
- Matched a season-high with nine receptions for 102 yards and a touchdown vs. Cleveland (12/23).

2011 (11/5, 2/2 – DENVER)

- Played in 11 regular-season games with five starts and posted 32 receptions for 551 yards and four touchdowns.
- Started both Broncos playoff games and hauled in 10 receptions for 297 yards and one touchdown.
- Was inactive for the first five games of the season due to injury.
- Posted two 100-yard receiving performances:
 - Week 13 at Minnesota (144)
 - Week 15 vs. New England (116)
- Caught four passes for 144 yards and two touchdowns at Minnesota (12/4), marking the first multi-score game of his career.
- Tallied four receptions for 204 yards and an 80-yard touchdown on the first play of overtime to propel the Broncos to a Wild Card win over Pittsburgh (1/8).

2010 (10/2 – DENVER)

- Played in 10 games with two starts as a rookie and totaled 22 receptions for 283 yards and two touchdowns.

COLLEGE

- Played in 39 games with 36 starts at Georgia Tech and finished his career ranked fourth in school history in receiving yards (2,339), fourth in touchdown receptions (15) and seventh in receptions (120).
- Averaged nearly 20 yards per reception during his career, posting the fifth-best receiving average (19.5) in ACC history.
- Earned third-team All America honors from the Associated Press and first-team All-ACC accolades as a senior in 2009 after ranking second in the nation with a school-record 25.1 yard average on 46 receptions for 1,154 yards, which ranked second all-time in Georgia Tech annals.

PERSONAL

- Attended West Laurens High School in Montrose, Ga., where he was a first-team Class AA all-state selection by the *Atlanta Journal Constitution* and a two-time all-region and All-Heart of Georgia choice.
- Caught 56 passes for 756 yards with seven touchdowns as a senior.
- Also played on the school's state championship basketball team.

DEMARIUS THOMAS STATISTICS

POS: WR HT: 6-3 WT: 225 LBS YEAR: 10TH ACQ: FA-19 COLLEGE: GEORGIA TECH BORN: 12/25/87

REGULAR SEASON RECEIVING STATISTICS

Year	Team	G/S	REC	YDS	AVG	LG	TD
2010	Broncos	10/2	22	283	12.9	31	2
2011	Broncos	11/5	32	551	17.2	47	4
2012	Broncos	16/16	94	1,434	15.3	71t	10
2013	Broncos	16/16	92	1,430	15.5	78t	14
2014	Broncos	16/16	111	1,619	14.6	86t	11
2015	Broncos	16/16	105	1,304	12.4	48t	6
2016	Broncos	16/16	90	1,083	12.0	55t	5
2017	Broncos	16/16	83	949	11.4	40	5
2018	Broncos	8/8	36	402	11.2	45	3
2018	Texans	7/7	23	275	12.0	31	2
Totals – 9 Years		132/118	688	9,330	13.6	86t	62

Additional Statistics: 16 Kickoff Returns for 398 Yards; 3 Rushing Attempts for 6 Yards; 3 Special Teams Tackles. 1 Special Teams Fumble Recovery.

POSTSEASON RECEIVING STATISTICS

Year	Team	G/S	REC	YDS	AVG	LG	TD	
2011	Broncos	2/2	10	297	29.7	80t	1	
2012	Broncos	1/1	3	37	12.3	17t	1	
2013	Broncos	3/3	28	306	10.9	30	3	
2014	Broncos	1/1	5	59	11.8	24	1	
2015	Broncos	3/3	7	60	8.6	15	0	
2018	Texans	0/0	Injured Reserve					
Totals – 6 Years		10/10	53	759	14.3	80t	6	

THOMAS' CAREER GAME-BY-GAME

2010	OPPONENT	P/S	NO	YDS	AVG	LG	TD	12/04	at	Minnesota	p	4	144	36.0	42	2
09/12	at Jacksonville		Inactive					12/11	Chicago	S	7	78	11.1	16	1	
09/19	Seattle	p	8	97	12.1	21t	1	12/18	New England	S	7	116	16.6	39	0	
09/26	Indianapolis	p	2	43	21.5	27	0	12/24	at Buffalo	S	4	76	19.0	47	0	
10/03	at Tennessee	p	1	9	9.0	9	0	01/01	Kansas City	p	3	34	11.3	17	0	
10/10	at Baltimore	S	2	12	6.0	10	0	2011 Totals	11/5	32	551	17.2	47	4		
10/17	N.Y. Jets	p	1	17	17.0	17t	1	01/08	Pittsburgh	S	4	204	51.0	80t	1	
10/24	Oakland	p	1	6	6.0	6	0	01/14	at New England	S	6	93	15.5	41	0	
10/31	at San Francisco	p	1	31	31.0	31	0	2011 Postseason	2/2	10	297	29.7	80t	1		
11/14	Kansas City	p	3	51	17.0	22	0									
11/22	at San Diego	S	3	17	5.7	12	0									
11/28	St. Louis		Inactive					2012	OPPONENT	P/S	NO	YDS	AVG	LG	TD	
12/05	at Kansas city		Inactive					09/09	Pittsburgh	S	5	110	22.0	71t	1	
12/12	at Arizona		Inactive					09/17	at Atlanta	S	8	78	9.8	17	1	
12/19	at Oakland		Inactive					09/23	Houston	S	3	34	11.3	23	0	
12/26	Houston		Inactive					09/30	Oakland	S	5	103	20.6	40	0	
01/02	San Diego	p	-	-	-	-	-	10/07	at New England	S	9	180	20.0	38	0	
2010 Totals		10/2	22	283	21.9	31	2	10/15	at San Diego	S	2	37	18.5	29t	1	
								10/28	New Orleans	S	7	137	19.6	41	1	
2011	OPPONENT	P/S	NO	YDS	AVG	LG	TD	11/04	at Cincinnati	S	6	77	12.8	45	0	
09/12	Oakland		Inactive					11/11	at Carolina	S	9	135	15.0	46	0	
09/18	Cincinnati		Inactive					11/18	San Diego	S	3	42	14.0	17	1	
09/25	at Tennessee		Inactive					11/25	at Kansas City	S	4	82	20.5	30t	1	
10/02	at Green Bay		Inactive					12/02	Tampa Bay	S	8	99	12.4	28	2	
10/09	San Diego		Inactive					12/06	at Oakland	S	5	83	16.6	22	0	
10/23	at Miami	p	3	27	9.0	15	1	12/16	at Baltimore	S	4	13	3.3	5	0	
10/30	Detroit	S	1	10	10.0	10	0	12/23	Cleveland	S	9	102	11.3	23	1	
11/06	at Oakland	p	1	29	29.0	29	0	12/30	Kansas City	S	7	122	17.4	36	1	
11/13	at Kansas City	p	-	-	-	-	-	2012 Totals	16/16	94	1434	15.3	71t	10		
11/17	N.Y. Jets	S	2	37	18.8	28	0	01/12	Baltimore	S	3	37	12.3	17t	1	
11/27	at San Diego	p	-	-	-	-	-	2012 Postseason	1/1	3	37	12.3	17t	1		

THOMAS' CAREER GAME-BY-GAME (CONT.)

PLAYERS

2013	OPPONENT	P/S	NO	YDS	AVG	LG	TD	
09/05	Baltimore	S	5	161	32.2	78t	2	
09/15 at	N.Y. Giants	S	5	52	10.4	18	0	
09/23	Oakland	S	10	94	9.4	22	0	
09/29	Philadelphia	S	9	86	9.6	15t	2	
10/06 at	Dallas	S	5	57	11.4	26	0	
10/13	Jacksonville	S	3	78	26.0	42	0	
10/20 at	Indianapolis	S	4	82	20.5	31t	1	
10/27	Washington	S	7	75	10.7	35t	1	
11/10 at	San Diego	S	7	108	15.4	34t	3	
11/17	Kansas City	S	5	121	24.2	70	0	
11/24 at	New England	S	4	41	10.3	15	1	
12/01 at	Kansas City	S	3	106	35.3	77	0	
12/08	Tennessee	S	7	88	12.6	38	1	
12/12	San Diego	S	4	45	11.3	21	0	
12/22	Houston	S	8	123	15.4	36t	1	
12/29 at	Oakland	S	6	113	18.8	63t	2	
2013 Totals			16/16	92	1430	15.5	78t	14

01/12	San Diego	S	8	54	6.8	9	1	
01/19	New England	S	7	134	19.1	30	1	
02/02	Seattle	S	13	118	9.1	23	1	
2013 Postseason			3/3	28	306	10.9	30	3

2014	OPPONENT	P/S	NO	YDS	AVG	LG	TD	
09/07	Indianapolis	S	4	48	12.0	26	0	
09/14	Kansas City	S	5	62	12.4	21	1	
09/21 at	Seattle	S	4	31	7.8	12	0	
10/05	Arizona	S	8	226	28.3	86t	2	
10/12 at	N.Y. Jets	S	10	124	12.4	54	1	
10/19	San Francisco	S	8	171	21.4	49	2	
10/23	San Diego	S	9	105	13.1	23	0	
11/02 at	New England	S	7	127	18.1	41	0	
11/09 at	Oakland	S	11	108	9.8	21	0	
11/16 at	St. Louis	S	7	103	14.7	23	0	
11/23	Miami	S	10	87	8.7	21	3	
11/30 at	Kansas City	S	6	63	10.5	23t	1	
12/07	Buffalo	S	2	11	5.5	6	0	
12/14 at	San Diego	S	6	123	20.5	36	1	
12/22 at	Cincinnati	S	7	115	16.4	46	0	
12/28	Oakland	S	8	115	14.4	27	0	
2014 Totals			16/16	111	1619	14.6	86t	11

01/11	Indianapolis	S	5	59	11.8	24	1	
2014 Postseason			1/1	5	59	11.8	24	1

2015	OPPONENT	P/S	NO	YDS	AVG	LG	TD	
09/13	Baltimore	S	7	60	8.6	11	0	
09/17 at	Kansas City	S	8	116	14.5	22	0	
09/27 at	Detroit	S	9	92	10.2	45t	1	
10/04	Minnesota	S	9	93	10.3	30	0	
10/11 at	Oakland	S	5	55	11.0	17	0	
10/18 at	Cleveland	S	10	111	11.1	20	0	
11/01	Green Bay	S	8	168	21.1	47	0	
11/08 at	Indianapolis	S	5	50	10.0	17	0	
11/15	Kansas City	S	7	71	10.1	17	0	
11/22 at	Chicago	S	3	59	19.7	48t	1	
11/29	New England	S	1	36	36.0	36	0	
12/06 at	San Diego	S	6	61	10.2	21	1	
12/13	Oakland	S	10	95	9.5	17	0	
12/20 at	Pittsburgh	S	5	61	12.2	18	2	
12/28	Cincinnati	S	7	59	8.4	13	0	
01/03	San Diego	S	5	117	23.4	72t	1	
2015 Totals			16/16	105	1304	12.4	72t	6

01/17	Pittsburgh	S	4	40	10.0	15	0	
01/24	New England	S	2	12	6.0	7	0	
02/07	Carolina	S	1	8	8.0	8	0	
2015 Postseason			3/3	7	60	8.6	15	0

2016	OPPONENT	P/S	NO	YDS	AVG	LG	TD	
09/08	Carolina	S	4	48	12.0	23	0	
09/18	Indianapolis	S	5	90	18.0	44	0	
09/25 at	Cincinnati	S	6	100	16.7	55t	1	
10/02 at	Tampa Bay	S	6	94	15.7	31	1	
10/09	Atlanta	S	5	49	9.8	14	1	
10/13 at	San Diego	S	5	35	7.0	11	0	
10/24	Houston	S	6	40	6.7	11	1	
10/30	San Diego	S	5	79	15.8	40	0	
11/06 at	Oakland	S	5	56	11.2	23	0	
11/13 at	New Orleans	S	8	87	10.9	18	1	
11/27	Kansas City	S	5	60	12.0	24	0	
12/04 at	Jacksonville	S	6	61	10.2	18	0	
12/11 at	Tennessee	S	10	126	12.6	34	0	
12/18	New England	S	7	91	13.0	23	0	
12/25 at	Kansas City	S	3	20	6.7	9	0	
01/01	Oakland	S	4	47	11.8	26	0	
2016 Totals			16/16	90	1083	12.0	55t	5

2017	OPPONENT	P/S	NO	YDS	AVG	LG	TD	
09/11	L.A. Chargers	S	5	67	13.4	29	0	
09/17	Dallas	S	6	71	11.8	27	0	
09/24 at	Buffalo	S	6	98	16.3	20	0	
10/01	Oakland	S	1	11	11.0	11	0	
10/15	N.Y. Giants	S	10	133	13.3	40	0	
10/22 at	L.A. Chargers	S	2	9	4.5	13	0	
10/30 at	Kansas City	S	5	66	13.2	22	0	
11/05 at	Philadelphia	S	7	80	8.8	14	1	
11/12	New England	S	5	44	8.8	27	1	
11/19	Cincinnati	S	5	64	12.8	17t	1	
11/26 at	Oakland	S	5	18	3.6	6	0	
12/03 at	Miami	S	2	27	13.5	20	0	
12/10	N.Y. Jets	S	8	93	11.6	25	1	
12/14 at	Indianapolis	S	5	69	13.8	23	0	
12/24 at	Washington	S	4	52	13.0	24	0	
12/31	Kansas City	S	6	57	9.5	19	1	
2017 Totals			16/16	83	949	11.4	40	5

2018	OPPONENT	P/S	NO	YDS	AVG	LG	TD	
09/09	Seattle	S	6	63	10.5	23	1	
09/16	Oakland	S	5	18	3.6	7	0	
09/23 at	Baltimore	S	5	63	12.6	22	0	
10/01	Kansas City	S	4	24	6.0	12	0	
10/07 at	N.Y. Jets	S	5	105	21.0	42	1	
10/14	L.A. Rams	S	3	57	19.0	45	1	
10/18 at	Arizona	S	5	42	8.4	12	0	
10/28 at	Kansas City	S	3	30	10.0	11	0	
	Traded to Houston (10/30)							
11/04 at	Denver	S	3	61	20.3	31	0	
11/18 at	Washington	S	-	-	-	-	-	
11/26	Tennessee	S	4	38	9.5	12	2	
12/02	Cleveland	S	3	32	10.7	15	0	
12/09	Indianapolis	S	4	48	12.0	20	0	
12/15 at	N.Y. Jets	S	6	59	9.8	27	0	
12/23 at	Philadelphia	S	3	37	12.3	15	0	
12/30	Jacksonville	Placed on injured reserve (12/24)						
2018 Totals			15/15	59	677	11.5	45	5



JOE THUNEY



62 | OFFENSIVE LINE

HT: 6-5 | **WT:** 308 | **Born:** 11/18/1992 | **Exp. (NFL/Patriots):** 4/4
GP/GS (Playoffs): 48/48 (9/9) | **Acq:** D3a-16 (78th)
College: North Carolina State | **Hometown:** Centerville, Ohio

 **SUPER BOWLS:** 16, 18

PRONOUNCED TOO-nee

CAREER TRANSACTIONS

Joe Thuney was drafted by the New England Patriots in the third round (78th overall) of the 2016 NFL Draft.

CAREER TRANSACTIONS

- Became the first player in NFL history to start in the Super Bowl in each of his first three seasons in the NFL, starting at left guard in Super Bowls LI, LII and LIII.
- Starter at left guard in every game over the past three seasons for an offense that has finished in the top-10 in total offense each season (2018-fifth; 2017-first, 2016-fourth).

SEASONAL REVIEWS

2018 (16/16, 3/3)

- Started at left guard in all 16 regular season games and played every offensive play.
- Started at left guard in all three postseason contests, including the Super Bowl LIII victory vs. the Los Angeles Rams (2/3).

2017 (16/16, 3/3)

- Started at left guard in all 16 games of the regular season as part of an offense that led the NFL in total offense and passing yards and finished second in scoring.
- Started at left guard in all three postseason contests, including Super Bowl LII vs. Philadelphia (2/4).

2016 (16/16, 3/3)

- Earned a starting position along the offensive line coming out of training camp and started all 16 regular-season games at left guard.

- Started at left guard for all three playoff contests, including Super Bowl LI vs. Atlanta (2/5).
- Made his first career start and NFL debut at left guard in the win at Arizona (9/11).

COLLEGE

- Played in 41 career games along the offensive line at North Carolina State.
- Named a first-team All-American by USA Today, the first Wolfpack offensive lineman to earn All-America honors since Outland Trophy winner Jim Ritcher in 1979. Also a first-team All-ACC performer on the media team, he was the first Wolfpack offensive lineman to earn that honor since 2003.
- Started games at four of the five positions on the offensive line: left tackle, left guard, right guard and right tackle.
- Earned Academic All-ACC honors and named to the 2014-15 Academic Honor Roll.
- Did not allow a sack in 589 snaps during 2015 ACC play from his left tackle spot.

PERSONAL

- Was a member of two D4 state championship teams at Archbishop Alter (Ohio) High School.
- Voted Greater Catholic League Lineman of the Year as a senior in 2010.
- Also played basketball, where he started for two years and led his conference in rebounding as a junior.
- Served as president of his senior class in high school.
- Earned his degree from NC State prior to his junior campaign in 2014.



NICK THURMAN

 **86** | DEFENSIVE LINE

HT: 6-4 | **WT:** 305 | **Born:** 6/12/1995 | **Exp. (NFL/Patriots):** 1/1
GP/GS (Playoffs): 0/0 (0/0) | **Acq:** FA-19
College: Houston | **Hometown:** Dallas, Texas

CAREER TRANSACTIONS

Nick Thurman was signed by the New England Patriots as a free agent on May 2, 2019 ... Originally signed by Houston as a rookie free agent (5/14/18) ... Released by Houston (9/2/18) ... Signed by Tampa Bay as a free agent (4/4/19) ... Released by Tampa Bay (4/30/19).

SEASONAL REVIEWS

2018 (0/0, 0/0 – HOUSTON)

- Went to training camp with the Houston Texans and was released prior to the start of the regular season.

COLLEGE

- Appeared in 44 career games at Houston with 19 starts at defensive end and totaled 92 tackles, 4½ sacks and two fumble recoveries.
- Started all 12 games of his senior year in 2017 and notched 32 tackles
- Appeared in all 12 games as a junior, making six starts, and finished third on the team with five quarterback hurries.

PERSONAL

- Finished his senior season at Lake Highlands High School with 45 tackles and seven sacks, earning first-team all-district honors and leading his team to an 8-3 record.
- Majored in retail consumer science while at Houston.



KYLE VAN NOY

 **53** | LINEBACKER

HT: 6-3 | **WT:** 250 | **Born:** 3/26/1991 | **Exp. (NFL/Patriots):** 6/4
GP/GS (Playoffs): 66/37 (10/6) | **Acq:** TR (DET)-16
College: Brigham Young | **Hometown:** Reno, Nev.

 **SUPER BOWLS:** 16, 18

CAREER TRANSACTIONS

Kyle Van Noy was acquired by the New England Patriots along with a 2017 seventh-round draft pick from Detroit in a trade in exchange for a 2017 sixth-round draft pick on Oct. 26, 2016 ... Originally drafted by Detroit in the second round (40th overall) of the 2014 NFL Draft.

SEASONAL REVIEWS

2018 (16/16, 3/3)

- Started at linebacker in all 16 regular-season games and set a career-high in tackles with a team-leading 89, while adding 3½ sacks, an interception, a forced fumble and two fumble recoveries. Also scored two touchdowns on recoveries with the first coming on a 29-yard return of a blocked punt by LB Dont'a Hightower at Chicago (10/21) and the second coming on a forced fumble by DL Adam Butler vs. the N.Y. Jets (12/30) that was returned 46 yards by Van Noy for a touchdown.
- Started at linebacker in all three postseason contests, including the Super Bowl LIII victory vs. the Los Angeles Rams, and contributed with a team-leading 17 tackles, three sacks, a pass defended and a forced fumble. Also

EXTRA POINTS

- Kyle Van Noy and his wife, Marissa, started a Go-FundMe campaign to raise funds for their initiatives relating to National Foster Care Month. The Van Noy's aim to raise enough funds to provide Christmas for 53 families in Boston and 53 in their hometown of Provo, Utah each holiday season. "This is a mission that's so close to our hearts," Van Noy said. "I was adopted as an infant and Marissa's father and younger brother were both adopted as well. We are totally committed to doing anything we can to help make a difference in the lives of foster children."

added a tackle on special teams.

- Made the start at linebacker and led the team with six tackles, while also adding a pass defended and an acrobatic fourth-quarter interception that gave the Patriots possession in the Jaguars' territory during the game at Jacksonville (9/16).
- Made the start at linebacker and totaled three tackles and a fumble recovery on an errant snap in the second quarter that gave the Patriots possession deep in Dolphins

territory during the victory vs. Miami (9/30). James White scored on a 22-yard touchdown run on the very next play that helped break the game open with a 17-0 Patriot lead.

- Made the start at linebacker and finished with six tackles total, while also contributing on special teams with his first-career touchdown when he returned a blocked punt by LB Dont'a Hightower 29 yards to give the Patriots the lead in the third quarter of the victory at Chicago (10/21).
- Started at linebacker and was a key contributor with a team-high eight tackles, while also adding two sacks for a total of 14 yards lost and forcing a third quarter fumble of QB Derek Anderson that resulted in possession for the Patriots deep in the opponent's territory during the victory at Buffalo (10/29).
- Made the start at linebacker and finished with a team-high 12 tackles, while also adding another tackle on special teams in the matchup at Tennessee (11/11).
- Started at linebacker and made three tackles while also contributing with a 46-yard fumble return for a touchdown of a forced fumble by DL Adam Butler in the third quarter of the win vs. the New York Jets (12/30).
- Started at linebacker and finished with a team-high 10 tackles, while also notching two sacks of QB Patrick Mahomes for a combined loss of 29 yards in the AFC Championship victory at Kansas City (1/20).
- Started at linebacker and made three tackles, one sack of QB Jared Goff for a 14-yard loss and one tackle on special teams in the Super Bowl LIII victory vs. the Los Angeles Rams (2/3) as part of a defensive effort that held the high-powered Los Angeles offense to just three points despite averaging 32.9 points per game.

2017 (13/12, 3/3)

- Played in 13 regular-season games with 12 starts at linebacker and posted 73 tackles and finished second on the team with 5½ sacks. Also defended two passes.
- Started all three playoff games and registered 16 tackles, one sack, forced one fumble and defended one pass.
- Was inactive due to injury at Miami (12/11), at Pittsburgh (12/17) and vs. Buffalo (12/24).
- Started at linebacker and led the team with 11 tackles, while playing every defensive snap in the win vs. Houston (9/24).
- Started and totaled seven tackles while also adding his first sack of the season vs. Carolina (10/1).
- Started at linebacker and tied for the team lead with seven tackles, including two for a loss, while also registering two sacks for a total loss of 12 yards, marking the first two-sack game of his career in the victory at N.Y. Jets (10/15).
- Started at linebacker and tied for the team lead with seven tackles, including two for a loss in the victory vs. Atlanta (10/22). Tackled WR Taylor Gabriel for a 5-yard loss in the fourth quarter on an Atlanta fourth-down attempt from the Patriots 1-yard line to keep the Falcons off the scoreboard until late in the fourth quarter.
- Made the start at linebacker and finished tied for the team lead with six tackles, including one tackle for a loss, while also adding a pass defended in the victory vs. L.A. Chargers (10/29).
- Started at linebacker and led the team with five tackles in

the win at Denver (11/12).

- Started at linebacker and totaled six tackles and an 8-yard sack of QB Matt Moore before exiting the game due to injury in the fourth quarter of the win vs. Miami (11/26).
- Appeared as a reserve linebacker and finished with three tackles and a half sack for a 10-yard loss, while adding a pass defended in the win at Buffalo (12/3).
- Returned to the starting lineup at linebacker after missing three games due to injury and did not accrue any statistics in the win vs. N.Y. Jets (12/31).
- Started at linebacker and finished with a team-high nine tackles, a 9-yard sack of QB Blake Bortles on Jacksonville's final last-minute drive and a pass defended in the AFC Championship victory vs. the Jaguars (1/21).
- Made the start at linebacker and finished with five tackles total in Super Bowl LII vs. Philadelphia (2/4).

2016 (7/2, 3/0 – NEW ENGLAND)

- Played in seven regular-season games with two starts and registered 27 tackles, one sack, one interception, two passes defended, one forced fumble and two special teams tackles.
- Appeared in all three playoff games as a reserve and posted seven tackles, a half-sack, one pass defended and one forced fumble.
- Was inactive for the victory at Buffalo (10/30) and in the game vs. Seattle (11/13) immediately after joining the team.
- Made his Patriots debut totaling three tackles and a sack in the win at San Francisco (11/20).
- Made his first start as a Patriot at linebacker and combined for two tackles in the win at N.Y. Jets (11/27).
- Picked off quarterback Jared Goff for his first career NFL interception in the win vs. Los Angeles (12/4). Added four defensive tackles and one tackle on special teams.
- Combined for six tackles and forced a game-sealing fumble recovered by Devin McCourty that contributed to the win at Denver (12/18).
- Finished second on the team with seven tackles in the win vs. N.Y. Jets (12/24).
- Finished with four total tackles and had a forced fumble recovered by Rob Ninkovich that led to a Patriots touchdown in the third quarter of the victory vs. Pittsburgh in the AFC Championship Game (1/22).
- Contributed on defense as a reserve with one tackle and a half sack in the win over Atlanta in Super Bowl LI (2/5).

2016 (7/7 – DETROIT)

- Started the first seven games of the season at linebacker for the Lions while also seeing limited action on special teams before being traded to New England on Oct. 26.
- Recorded 23 total tackles and one pass defended through the first seven games of the 2016 campaign.

2015 (15/0 – DETROIT)

- Finished his second NFL season with seven total tackles, his first career sack and three special teams tackles.
- Registered his first career sack vs. Minnesota (10/25).
- Recorded two tackles and one special teams tackle vs. Philadelphia (11/26).

2014 (8/0 – DETROIT)

- Began the season on the reserve/injured - designated for return list before being activated to the roster on Nov. 3.
- Finished his rookie campaign with four solo tackles and two special teams tackles.
- Registered a special teams tackle in his rookie debut in Week 10 vs. Miami (11/9).

COLLEGE

- Finished his four-year career at Brigham Young with 226 tackles (153 solo), 26 sacks (192 yards), 11 forced fumbles, four fumble recoveries and three blocked kicks in 52 career games with 36 starts.
- Named a semifinalist for the Bednarik Award and Butkus Award as a senior in 2013 after finishing second in voting for National Defensive Player of the Year honors by CBS Sports.

- Was an All-American selection by Yahoo Sports, Phil Steele, Sports Illustrated, NFL.com and CBS Sports.
- Started all 13 games as a senior at weak-side linebacker and ranked 21st in the nation with a team-high 17.5 tackles for loss, the sixth-highest total in school history.

PERSONAL

- Attended McQueen (Reno, Nev.) High School where he earned first team all-state honors. Received a four-star grade from Rivals.com and was rated as the 24th-best athlete in the nation.
- Earned all-conference honors in track, competing in the 4x100, 4x200 and 4x400 relays.
- Son of Layne and Kelly Van Noy.
- Married to wife, Marissa.
- Majored in communications with a minor in history at BYU.

KYLE VAN NOY STATISTICSPOS: LB HT: 6-3 WT: 250 LBS YEAR: 6TH ACQ: TR (DET)-16 COLLEGE: BYU BORN: 3/26/91**REGULAR SEASON DEFENSIVE STATISTICS**

Year	Team	G/S	TACKLES					INTERCEPTIONS					MISCELLANEOUS						
			TT	UT	A	S	YDS	NO	YDS	AVG	LG	TD	PD	FF	FR	YDS	TD	SPT	
2014	Lions	8/0	6	6	0	0.0	0.0	0	0	0.0	0	0	0	0	0	0	0	0	2
2015	Lions	15/0	10	8	2	1.0	1.0	0	0	0.0	0	0	0	0	0	0	0	0	1
2016	Lions	7/7	23	21	2	0.0	0.0	0	0	0.0	0	0	1	0	0	0	0	3	
2016	Patriots	7/2	27	9	18	1.0	8.0	1	0	0.0	0	0	2	1	0	0	0	2	
2017	Patriots	13/12	73	58	15	5.5	33.5	0	0	0.0	0	0	2	0	0	0	0	0	
2018	Patriots	16/16	89	54	35	3.5	28.0	1	0	0.0	0	0	2	1	2	46t	1	3	
Totals – 5 Years		66/37	228	156	72	11.0	70.5	2	0	0.0	0	0	7	2	2	46	1	11	

Additional Statistics: 1 Touchdown on a Blocked Punt Fumble Recovery Return at Chicago (10/21/19).**POSTSEASON DEFENSIVE STATISTICS**

Year	Team	G/S	TACKLES					INTERCEPTIONS					MISCELLANEOUS						
			TT	UT	A	S	YDS	NO	YDS	AVG	LG	TD	PD	FF	FR	YDS	TD	SPT	
2015	Lions	1/0	0	0	0	0.0	0.0	0	0	0.0	0	0	0	0	0	0	0	0	0
2016	Patriots	3/0	7	6	1	0.5	4.5	0	0	0.0	0	0	1	1	0	0	0	0	
2017	Patriots	3/3	16	11	5	1.0	9.0	0	0	0.0	0	0	1	1	0	0	0	0	
2018	Patriots	3/3	17	15	2	3.0	43.0	0	0	0.0	0	0	1	1	0	0	0	1	
Totals – 4 Years		10/6	40	32	8	4.5	56.5	0	0	0.0	0	0	3	3	0	0	0	1	



BEN WATSON



84 | TIGHT END

HT: 6-3 | **WT:** 255 | **Born:** 12/18/1980 | **Exp. (NFL/Patriots):** 16/7
GP/GS (Playoffs): 195/135 (12/9) | **Acq:** FA-19
College: Georgia | **Hometown:** Rock Hill, S.C.

SUPER BOWLS: 04

CAREER TRANSACTIONS

Benjamin Watson was signed by the New England Patriots as a free agent on May 10, 2019 ... Originally drafted by New England in the first round (32nd overall) of the 2004 NFL Draft ... Signed by Cleveland as an unrestricted free agent from New England (3/12/10) ... Signed by New Orleans as an unrestricted free agent from Cleveland (3/18/18) ... Signed by Baltimore as an unrestricted free agent from New Orleans (3/10/16) ... Signed by New Orleans as an unrestricted free agent from Baltimore (3/29/18).

SEASONAL REVIEWS

2018 (16/4, 1/0 – NEW ORLEANS)

- Appeared in all 16 regular-season games with four starts and caught 35 passes for 400 yards and two touchdowns.
- Played as a reserve and caught one pass for 12 yards in the NFC Divisional Playoff win vs. Philadelphia (1/13).
- Was inactive due to injury for the NFC Championship Game vs. L.A. Rams (1/20).

2017 (16/12 – BALTIMORE)

- Appeared in all 16 games with 12 starts and posted a team-leading 61 receptions for 522 yards with four touchdowns. Was tied for the team lead with four receiving touchdowns and second on the team in receiving yards.
- Recorded a season-high eight receptions for season-high 91 yards, surpassing 5,000 career yards vs. Cleveland (9/17).
- Posted seven receptions for 61 yards in season finale vs. Cincinnati (12/31).

2016 (0/0 – BALTIMORE)

- Missed the entire 2016 season due to injury.

2015 (16/9 – NEW ORLEANS)

- Appeared in all 16 games with nine starts and set career-highs with 74 catches and 825 receiving yards and matched a career-best 6 touchdown receptions.
- Posted a single-game career-best 147 yards and one touchdown on a game-high nine receptions, including a career-long 46-yard grab vs. N.Y. Giants (11/11).
- Notched his second-career 10-catch game for 127 receiving yards and one touchdown vs. Atlanta (10/15).

2014 (16/9 – NEW ORLEANS)

- Played in all 16 contests with nine starts and caught 20 passes for 136 yards and two touchdowns.
- Hauled in five passes for 43 yards, setting season-highs in both categories vs. Tampa Bay (10/5).

SINGLE-GAME CAREER HIGHS

REGULAR SEASON:

Receptions	10	vs. Atlanta (10/15/15) at Miami (12/5/10)
Receiving Yards:	147	vs. N.Y. Giants (11/1/15)
Receiving TDs:	2	Four Times. Most Recent: at Dallas (11/18/12)
Longest :	46t	vs. N.Y. Giants (11/1/15)

2013 (15/7, 2/2 – NEW ORLEANS)

- Played in 15 regular-season games with seven starts and totaled 19 passes for 226 yards and two touchdowns.
- Started both postseason contests and posted two receptions for 27 yards.

2012 (16/14 – CLEVELAND)

- Played in all 16 games with 14 starts and tallied 49 receptions for 501 yards and three touchdowns.
- Recorded four receptions for 47 yards and tied career-high with two touchdowns at Dallas (11/18).
- Registered six receptions for season-high 80 yards at Oakland (12/2).

2011 (13/11 – CLEVELAND)

- Played in 13 games with 11 starts and caught 37 passes for 410 yards and two touchdowns.
- Hauled in season-high six receptions for 48 yards and a touchdown vs. Tennessee (10/2).

2010 (16/16 – CLEVELAND)

- Started all 16 games and led the team in all three receiving categories with 68 receptions for 763 yards and three touchdown receptions.
- Became first Browns tight end to lead Browns in receiving yards since Ozzie Newsome (711) in 1985.

2009 (16/7, 1/0)

- Played in all 16 regular-season games with seven starts and posted 29 receptions for 404 yards and five touchdowns.
- Appeared as a reserve in the AFC Wild Card vs. Baltimore (1/10) and caught one pass for 3 yards.
- Recorded a season-high six receptions for 77 yards and matched a career-high with two touchdowns vs. Buffalo (9/14).

2008 (14/9)

- Played in 14 games with nine starts and finished with 22 receptions for 209 yards and five touchdowns.
- Was inactive vs. Kansas City (9/7) and at N.Y. Jets (9/14).
- Tallied season-highs with eight receptions for 88 yards and a touchdown vs. N.Y. Jets (11/13).

2007 (12/8, 3/3)

- Appeared in 12 regular-season contests with eight starts and tallied 36 receptions for 389 yards and a career-high six touchdowns.
- Started all three playoff games and totaled three receptions for 20 yards and three touchdowns
- Was inactive due to injury at Miami (10/21), vs. Washington (10/28), vs. N.Y. Jets (12/16) and vs. Miami (12/23).
- Posted season-highs with six receptions for 107 yards and two touchdowns vs. Cleveland (10/7).
- Caught two passes for 12 yards and two touchdowns in the AFC Divisional Playoff win vs. Jacksonville (1/12).

2006 (13/13, 3/2)

- Started all 13 regular-season games he played in and recorded 49 receptions for 643 yards and three touchdowns.
- Played in all three postseason games with two starts and caught 10 passes for 81 yards.
- Was inactive due to injury for the final three regular-season games.
- Led the Patriots with 95 receiving yards on seven receptions with one touchdown at Minnesota (10/30).
- Led team with five receptions and 74 yards and a touchdown at Green Bay (11/19)
- Tied for the team lead with six receptions for a team-high 87 yards and one touchdown vs. Chicago (11/26).
- Led team with five receptions for 48 yards in AFC Championship at Indianapolis (1/21).

2005 (15/9, 2/2)

- Played in 15 games with nine starts and finished with 29 receptions for 441 yards and four touchdowns.
- Started both postseason contests and caught five passes for 91 yards and one touchdown.
- Was inactive due to injury vs. Tampa Bay (12/17).
- Snared his first career touchdown on a 33-yard pass from Tom Brady against Atlanta (10/9).
- Led the team with 66 receiving yards on four receptions against New Orleans (11/20).
- Led the team with five receptions and 91 receiving yards, including a 63-yard touchdown in the Wild Card Playoff against Jacksonville (1/7), marking the longest touchdown reception in Patriots playoff history.
- In a losing effort in the Divisional Playoff game at Denver, (1/14), made a spectacular effort play, when he ran down

Broncos CB Champ Bailey on a 100-yard interception return at the Patriots 1-yard line, preventing him from scoring a touchdown.

2004 (1/1, 0/0)

- Started the only game he played in as a rookie in the season opener vs. Indianapolis (9/9) and caught two passes for 16 yards.
- Was inactive due to injury at Arizona (9/19) before being placed on injured reserve on Sept. 29.

COLLEGE

- Registered 73 receptions for 945 receiving yards and seven touchdowns during collegiate career. Began career at Duke (1999), catching eight passes for 93 yards and a touchdown.
- As three-year letterman at the University of Georgia (2001-03), recorded 65 receptions for 852 yards and six touchdowns.
- Served as offensive team captain as senior.
- Named preseason All-America and All-Southeastern Conference selection as senior. Posted 23 receptions for 324 yards and two scores as senior.
- Started 13 games as junior, registering 31 catches for 341 yards and three touchdowns.

PERSONAL

- Attended Northwestern (Rock Hill, S.C.) HS and recorded 31 receptions for 515 yards and five touchdowns as a senior and led team to state championship as junior.
- Traveled to Israel with Patriots Chairman & CEO Robert Kraft and a group from the greater Boston area in 2008.
- In 2007, traveled with a small group of NFL players on a USO tour visiting U.S. military bases in Iraq and Afghanistan.
- Traveled to China as Patriots ambassador.
- Member of both the National Honor Society and the Fellowship of Christian Athletes in high school.
- With his wife, Kirsten, created the One More Foundation which is dedicated to spreading the love and hope of Jesus Christ to one more soul.
- Annually the Watson family and his foundation have hosted the "The Big BENefit" which provided gift cards to 25 families selected by the New Orleans Family Justice Center for a shopping spree from 2013-15 and was conducted in 2016 and 2017 in Baltimore during his tenure there.
- Hosts an annual football clinic in his hometown of Rock Hill that also helps benefit providing meals to impoverished families living in Africa.
- A two-time Walter Payton Man of the Year Finalist, being selected as the club nominee from the Saints (2015) and the Ravens (2017).
- Graduated with a bachelor's degree in finance from the Terry School of Business at Georgia.
- Ben and his wife, Kristen, have seven children.

BEN WATSON STATISTICS

POS: TE HT: 6-3 WT: 255 LBS YEAR: 16TH ACQ: FA-19 COLLEGE: GEORGIA BORN: 12/18/80

REGULAR SEASON RECEIVING STATISTICS

Year	Team	G/S	REC	YDS	AVG	LG	TD	
2004	Patriots	1/1	2	16	8.0	14	0	
2005	Patriots	15/9	29	441	15.2	35	4	
2006	Patriots	13/13	49	643	13.1	40	3	
2007	Patriots	12/8	36	389	10.8	35	6	
2008	Patriots	14/9	22	209	9.5	29	2	
2009	Patriots	16/7	29	404	13.9	36	5	
2010	Browns	16/16	68	763	11.2	44	3	
2011	Browns	13/11	37	410	11.1	34t	2	
2012	Browns	16/14	49	501	10.2	27	3	
2013	Saints	15/7	19	226	11.9	32	2	
2014	Saints	16/8	20	136	6.8	15t	2	
2015	Saints	16/16	74	825	11.1	46	6	
2016	Ravens	0/0	Injured Reserve					
2017	Ravens	16/12	61	522	8.6	33t	4	
2018	Saints	16/4	35	400	11.4	32	2	
Totals – 15 Years		195/135	530	5,885	11.1	46	44	

Additional Statistics: 2 Rushing Attempts for 10 Yards; 1 Kickoff Return for 1 Yard.

POSTSEASON RECEIVING STATISTICS

Year	Team	G/S	REC	YDS	AVG	LG	TD
2005	Patriots	1/1	5	91	18.2	63	1
2006	Patriots	3/2	10	81	8.1	19	0
2007	Patriots	3/3	3	20	6.7	9	2
2009	Patriots	1/0	1	3	3	3	0
2013	Saints	2/2	2	27	13.5	27	0
2018	Saints	1/0	1	12	12	12	0
Totals – 6 Years		12/8	22	234	10.6	63	3

WATSON'S CAREER GAME-BY-GAME

Year	OPPONENT	P/S	NO	YDS	AVG	LG	TD	01/07	Jacksonville	S	5	91	18.2	63t	1
09/08	Indianapolis	S	2	16	8.0	14	0	01/14	at Denver	S	-	-	-	-	-
09/19	at Arizona	Inactive						2005 Postseason							
10/03	at Buffalo	Placed on injured reserve (9/29)						2/2	5	91	18.2	63t	1		
2004 Totals		1/1	2	16	8.0	14	0								
Year	OPPONENT	P/S	NO	YDS	AVG	LG	TD	2006	OPPONENT	P/S	NO	YDS	AVG	LG	TD
09/08	Oakland	S	2	55	27.5	35	0	09/10	Buffalo	S	3	50	16.7	34	0
09/18	at Carolina	S	1	7	7.0	7	0	09/17	at N.Y. Jets	S	3	39	13.0	23	0
09/25	at Pittsburgh	S	1	10	10.0	10	0	09/24	Denver	S	5	54	10.8	17	0
10/02	San Diego	p	1	23	23.0	23	0	10/01	at Cincinnati	S	1	35	35.0	35	0
10/09	at Atlanta	S	1	33	33.0	33t	1	10/08	Miami	S	4	33	8.3	15	0
10/16	at Denver	p	1	6	6.0	6	0	10/22	at Buffalo	S	5	60	12.0	20	0
10/30	Buffalo	p	-	-	-	-	-	10/30	at Minnesota	S	7	95	13.6	40	1
11/07	Indianapolis	S	3	36	12.0	23	0	11/05	Indianapolis	S	4	54	13.5	25	0
11/13	at Miami	p	3	37	12.3	17t	2	11/12	N.Y. Jets	S	2	16	8.0	10	0
11/20	New Orleans	p	4	66	16.5	29	0	11/19	at Green Bay	S	5	74	14.8	36	1
11/27	at Kansas City	S	3	14	4.7	10	0	11/26	Chicago	S	6	87	14.5	40	1
12/04	N.Y. Jets	S	2	43	21.5	25	0	12/03	Detroit	S	3	41	13.7	23	0
12/11	at Buffalo	p	3	35	11.7	14	0	12/10	at Miami	S	1	5	5.0	5	0
12/17	Tampa Bay	Inactive						12/17	Houston	Inactive					
12/26	at N.Y. Jets	S	2	37	18.5	23	0	12/24	at Jacksonville	Inactive					
01/01	Miami	S	2	39	19.5	30	1	12/31	at Tennessee	Inactive					
2005 Totals		15/9	29	441	15.2	35	4	2006 Totals	13/13	49	643	13.1	40	3	
								01/07	N.Y. Jets	p	4	24	6.0	10	0
								01/14	at San Diego	S	1	9	9.0	9	0
								01/21	at Indianapolis	S	5	48	9.6	19	0
								2006 Postseason	3/2	10	81	8.1	19	0	

WATSON'S CAREER GAME-BY-GAME (CONT.)

PLAYERS

2007	OPPONENT	P/S	NO	YDS	AVG	LG	TD
09/09	at N.Y. Jets	S	2	9	4.5	5t	1
09/16	San Diego	S	5	49	9.8	14	1
09/23	Buffalo	S	2	17	8.5	9	1
10/01	at Cincinnati	S	2	12	6.0	7	0
10/07	Cleveland	p	6	107	17.8	35	2
10/14	at Dallas	S	1	28	28.0	28	0
10/21	at Miami			Inactive			
10/28	Washington			Inactive			
11/04	at Indianapolis	p	2	10	5.0	6	0
11/18	at Buffalo	p	3	43	14.3	25	1
11/25	Philadelphia	p	3	17	5.7	6	0
12/03	at Baltimore	S	2	26	13.0	23	0
12/09	Pittsburgh	S	4	33	8.3	15	0
12/16	N.Y. Jets			Inactive			
12/23	Miami			Inactive			
12/29	at N.Y. Giants	S	4	38	9.5	21	0

2007 Totals		12/8	36	389	10.8	35	6
01/12	Jacksonville	S	2	12	6.0	9t	2
01/20	San Diego	S	1	8	8.0	8	0
02/03	N.Y. Giants	S	-	-	-	-	-
2007 Postseason		3/3	3	20	6.7	9t	2

2008	OPPONENT	P/S	NO	YDS	AVG	LG	TD
09/07	Kansas City			Inactive			
09/14	at N.Y. Jets			Inactive			
09/21	Miami	p	1	6	6.0	6	0
10/05	at San Francisco	S	2	11	5.5	7	0
10/12	at San Diego	p	-	-	-	-	-
10/20	Denver	p	3	40	13.3	29	0
10/26	St. Louis	S	1	13	13.0	13	0
11/02	at Indianapolis	S	3	14	4.7	9	0
11/09	Buffalo	p	1	7	7.0	7	0
11/13	N.Y. Jets	S	8	88	11.0	14	1
11/23	at Miami	p	1	16	16.0	16	0
11/30	Pittsburgh	S	1	12	12.0	12	0
12/07	at Seattle	S	1	2	2.0	2t	1
12/14	at Oakland	S	-	-	-	-	-
12/21	Arizona	S	-	-	-	-	-
12/28	at Buffalo	S	-	-	-	-	-
2008 Totals		14/9	22	209	9.5	29	2

2009	OPPONENT	P/S	NO	YDS	AVG	LG	TD
09/14	Buffalo	S	6	77	12.8	18t	2
09/20	at N.Y. Jets	p	3	23	7.7	10	0
09/27	Atlanta	S	1	23	23.0	23	0
10/04	Baltimore	p	2	51	25.5	34	0
10/11	at Denver	S	2	13	6.5	7t	1
10/18	Tennessee	p	-	-	-	-	-
10/25	at Tampa Bay	S	1	35	35.0	35t	1
11/08	Miami	p	4	49	12.3	23	0
11/15	at Indianapolis	S	1	36	36.0	36	0
11/22	N.Y. Jets	p	-	-	-	-	-
11/30	at New Orleans	p	2	14	7.0	11	0
12/06	at Miami	S	-	-	-	-	-
12/13	Carolina	S	3	37	12.3	18	1
12/20	at Buffalo	p	-	-	-	-	-
12/27	Jacksonville	p	1	14	14.0	14	0
01/03	at Houston	p	3	32	10.7	14	0
2009 Totals		16/7	29	404	13.9	36	5

2009 Postseason		1/0	1	3	3.0	3	0
01/10	Baltimore	p	1	3	3.0	3	0

2010	OPPONENT	P/S	NO	YDS	AVG	LG	TD
09/12	at Tampa Bay	S	3	16	5.3	10	0
09/19	Kansas City	S	4	62	15.5	44	0
09/26	at Baltimore	S	5	47	9.4	20	1

10/03	Cincinnati	S	6	60	10.0	21	0
10/10	Atlanta	S	5	45	9.0	14	0
10/17	at Pittsburgh	S	6	88	14.7	23	1
10/24	at New Orleans	S	1	18	18.0	18	0
11/07	New England	S	1	24	24.0	24	0
11/14	N.Y. Jets	S	5	74	14.8	19	0
11/21	at Jacksonville	S	-	-	-	-	-
11/28	Carolina	S	4	40	10.0	21	0
12/05	at Miami	S	10	100	10.0	22	1
12/12	at Buffalo	S	1	8	8.0	8	0
12/19	at Cincinnati	S	7	92	13.1	24	0
12/26	Baltimore	S	3	22	7.3	10	0
01/02	Pittsburgh	S	7	67	9.6	13	0
2010 Totals		16/16	68	763	11.2	44	3

2011	OPPONENT	P/S	NO	YDS	AVG	LG	TD
09/11	Cincinnati	S	3	45	15.0	34t	1
09/18	at Indianapolis	S	2	16	8.0	9	0
09/25	Miami	p	5	64	12.8	17	0
10/02	Tennessee	S	6	48	8.0	18	1
10/16	at Oakland	S	3	35	11.7	18	0
10/23	Seattle	S	1	5	5.0	5	0
10/30	at San Francisco	S	3	64	21.3	29	0
11/06	at Houston	S	2	26	13.0	13	0
11/13	St. Louis	S	3	30	10.0	22	0
11/20	Jacksonville	S	2	18	9.0	10	0
11/27	at Cincinnati	S	2	14	7.0	10	0
12/04	Baltimore	p	3	34	11.3	15	0
12/08	at Pittsburgh	S	2	11	5.5	6	0
12/18	at Arizona			Inactive			
12/24	at Baltimore			Inactive			
01/01	Pittsburgh			Inactive			
2011 Totals		13/11	37	410	11.1	34	2

2012	OPPONENT	P/S	NO	YDS	AVG	LG	TD
09/09	Philadelphia	p	2	9	4.5	6	0
09/16	at Cincinnati	S	1	27	27.0	27	0
09/23	Buffalo	S	4	15	3.8	9	0
09/27	at Baltimore	S	5	52	10.4	17	0
10/07	at N.Y. Giants	S	1	1	1.0	1	0
10/14	Cincinnati	S	2	6	3.0	3t	1
10/21	at Indianapolis	S	3	36	12.0	25	0
10/28	San Diego	S	1	14	14.0	14	0
11/04	Baltimore	S	2	22	11.0	11	0
11/18	at Dallas	S	4	47	11.8	17t	2
11/25	Pittsburgh	S	3	26	8.7	13	0
12/02	at Oakland	S	6	80	13.3	22	0
12/09	Kansas City	S	3	43	14.3	23	0
12/16	Washington	S	2	12	6.0	8	0
12/23	at Denver	p	3	47	15.7	19	0
12/30	at Pittsburgh	S	7	64	9.1	15	0
2012 Totals		16/14	49	501	10.2	27	3

2013	OPPONENT	P/S	NO	YDS	AVG	LG	TD
09/08	Atlanta	S	3	31	10.3	16	0
09/15	at Tampa Bay	p	-	-	-	-	-
09/22	Arizona	S	1	14	14.0	14	0
09/30	Miami	p	1	4	4.0	4t	1
10/06	at Chicago	p	-	-	-	-	-
10/13	at New England	p	3	61	10.3	32	0
10/27	Buffalo	S	3	45	15.0	17	0
11/03	at N.Y. Jets	S	-	-	-	-	-
11/10	Dallas	S	1	5	5.0	5	0
11/17	San Francisco			Inactive			
11/21	at Atlanta	p	1	1	1.0	1t	1
12/02	at Seattle	p	-	-	-	-	-
12/08	Carolina	S	1	20	20.0	20	0
12/15	at St. Louis	p	2	12	6.0	8	0

WATSON'S CAREER GAME-BY-GAME (CONT.)

12/22	at Carolina	p	2	26	13.0	22	0	
12/29	Tampa Bay	S	1	7	7.0	7	0	
2013 Totals			15/7	19	226	11.9	32	2
01/04	at Philadelphia	S	1	27	27.0	27	0	
01/11	at Seattle	S	-	-	-	-	-	
2013 Postseason			2/2	1	27	27.0	27	0

2014	OPPONENT	P/S	NO	YDS	AVG	LG	TD	
09/07	at Atlanta	S	1	0	0.0	0	0	
09/14	at Cleveland	p	1	4	4.0	4	0	
09/21	Minnesota	S	1	10	10.0	10	0	
09/28	at Dallas	p	1	7	7.0	7	0	
10/05	Tampa Bay	p	5	43	8.6	13	0	
10/19	at Detroit	p	1	3	3.0	3	0	
10/26	Green Bay	p	-	-	-	-	-	
10/30	at Carolina	p	1	4	4.0	4	0	
11/09	San Francisco	S	1	13	13.0	13	0	
11/16	Cincinnati	p	-	-	-	-	-	
11/24	Baltimore	S	1	4	4.0	4	0	
11/30	at Pittsburgh	p	1	15	15.0	15t	1	
12/07	Carolina	S	2	8	4.0	7t	1	
12/15	at Chicago	S	1	5	5.0	5	0	
12/21	Atlanta	S	1	2	2.0	2	0	
12/28	at Tampa Bay	S	2	18	9.0	12	0	
2014 Totals			16/8	20	136	6.8	15t	2

2015	OPPONENT	P/S	NO	YDS	AVG	LG	TD	
09/13	at Arizona	S	3	19	6.3	8	0	
09/20	Tampa Bay	S	2	12	6.0	8	0	
09/27	at Carolina	S	4	42	10.5	20	0	
10/04	Dallas	S	3	30	10.0	21	0	
10/11	at Philadelphia	S	3	36	12.0	21	1	
10/15	Atlanta	S	10	127	12.7	28	1	
10/25	at Indianapolis	S	4	59	14.8	25	0	
11/01	N.Y. Giants	S	9	147	16.3	46	1	
11/08	Tennessee	S	5	60	12.0	19	0	
11/15	at Washington	S	3	19	6.3	8	0	
11/29	at Houston	S	4	53	13.3	26	0	
12/06	Carolina	S	4	38	9.5	14t	1	
12/13	at Tampa Bay	S	7	70	10.0	26	0	
12/21	Detroit	S	6	49	8.2	11	1	
12/27	Jacksonville	S	1	5	5.0	5	0	
01/03	at Atlanta	S	6	59	9.8	22	1	
2015 Totals			16/16	74	825	11.1	46	6

2016 Season: Injured Reserve

2017	OPPONENT	P/S	NO	YDS	AVG	LG	TD	
09/10	at Cincinnati	S	-	-	-	-	-	
09/17	Cleveland	S	8	91	11.4	23	0	
09/24	at Jacksonville	S	3	12	4.0	6t	1	
10/01	Pittsburgh	S	5	43	8.6	11	0	
10/08	at Oakland	S	2	2	1.0	4	0	
10/15	Chicago	S	6	28	4.7	13	0	
10/22	at Minnesota	S	5	38	7.6	20	0	
10/26	Miami	S	2	6	3.0	4	1	
11/05	at Tennessee	S	7	41	5.9	16	0	
11/19	at Green Bay	p	1	33	33.0	33	0	
11/27	Houston	S	3	29	9.7	16	0	
12/03	Detroit	p	3	24	8.0	18	1	
12/10	at Pittsburgh	S	-	-	-	-	-	
12/17	at Cleveland	p	4	74	18.5	33t	1	
12/23	Indianapolis	S	5	40	8.0	15	0	
12/31	Cincinnati	p	7	61	8.7	13	0	
2017 Totals			16/12	61	522	8.6	33	4

2018	OPPONENT	P/S	NO	YDS	AVG	LG	TD	
09/09	Tampa Bay	S	4	44	11.0	21	0	
09/16	Cleveland	S	3	19	6.3	8	0	
09/23	at Atlanta	S	5	71	14.2	27	0	
09/30	at N.Y. Giants	p	1	23	23.0	23	0	
10/08	Washington	S	4	30	7.5	9	0	
10/21	at Baltimore	p	6	43	7.2	15	1	
10/28	at Minnesota	p	-	-	-	-	-	
11/04	L.A. Rams	p	3	62	20.7	32	1	
11/11	at Cincinnati	p	1	1	1.0	1	0	
11/18	Philadelphia	p	-	-	-	-	-	
11/22	Atlanta	p	1	20	20.0	20	0	
11/29	at Dallas	p	-	-	-	-	-	
12/09	at Tampa Bay	p	3	24	8.0	11	0	
12/17	at Carolina	p	1	28	28.0	28	0	
12/23	Pittsburgh	p	1	6	6.0	6	0	
12/30	Carolina	p	2	29	14.5	18	0	
2018 Totals			16/4	35	400	11.4	32	2

PLAYERS



JAMES WHITE

28 | RUNNING BACK

HT: 5-10 | **WT:** 205 | **Born:** 2/3/1992 | **Exp. (NFL/Patriots):** 6/6
GP/GS (Playoffs): 63/12 (11/2) | **Acq:** D4b-14 (130th)
College: Wisconsin | **Hometown:** Ft. Lauderdale, Fla.

 **SUPER BOWLS:** 14, 16, 18

CAREER TRANSACTIONS

James White was drafted by the New England Patriots in the fourth round (130th overall) of the 2014 NFL Draft.

CAREER HIGHLIGHTS

- Enters the 2019 season with the most receiving touchdowns (19) by a running back in the NFL since 2015.
- Holds three Super Bowl records, all earned in Super Bowl LI vs. Atlanta:
 - Most receptions in a Super Bowl (14)
 - Most points scored in a Super Bowl (20)
 - Most touchdowns in a Super Bowl (3)
- Set a career-high and franchise record by a running back for receptions (87) and receiving yards (751) in 2018.
- Recorded double-digit receptions in a game four times in the regular season and twice more in the postseason:
 - Week 13, Dec. 6, 2015 vs. Philadelphia (10)
 - Super Bowl LI, Feb. 5, 2017 vs. Atlanta (14)
 - Week 4, Oct. 1, 2017 vs. Carolina (10)
 - Week 5, Oct. 4, 2018 vs. Indianapolis (10)
 - Week 8, Oct. 29, 2018 at Buffalo (10)
 - Divisional Playoff, Jan. 13, 2019 vs. L.A. Chargers (15)
- Is a three-time Super Bowl champion following victories in Super Bowls XLIX, LI and LIII with the Patriots.

SEASONAL REVIEWS

2018 (16/3, 3/1)

- Elected an offensive co-captain by his teammates for the first time in his career.
- Played in all 16 regular-season games with three starts, rushing 94 times for 425 yards (4.5 avg.) with five touchdowns, while setting a team single-season record for receptions by a running back with 87 catches for 751 yards receiving with seven touchdowns. His 751 yards are a team record for receiving yards by a running back, as are his seven receiving touchdowns by a running back.
- Appeared in all three postseason contests, making one start, and contributed with 20 receptions for 151 yards while also rushing eight times for 27 yards.
- Totaled 112 yards of offense with eight carries for 44 yards, including a career-long 22-yard touchdown run in the second quarter that helped open up the first-half lead in the victory vs. Miami (9/30). Also added a game-high eight receptions for 68 yards and a 14-yard touchdown reception in the third quarter.
- Started and was a key component of the passing attack, catching a game-high 10 passes for 77 yards and a touchdown during the victory vs. Indianapolis (10/4).
- Carried the ball 11 times for 40 yards and was a key figure in the passing game, catching eight balls for 57 yards and two touchdowns during the victory at Chicago (10/21).

EXTRA POINTS

- James White and Cincinnati Bengals running back Giovani Bernard have been close friends for a long time. Bernard lost his mother at a young age, and his father lost his business and eventually the family home when he was in high school. Their only option for shelter was a car. That's when White's parents intervened and the two running backs lived together for their senior year of high school.

"I consider [White] my brother. There was never a time that I didn't consider him that," Bernard told the *Providence Journal*. "His family did so much for me."

The Whites had a spare bedroom because their eldest son, Tyrone Jr., was away at college.

"He was pretty much like my brother. We treated him like family and still do," White said.

- Was a key contributor on offense as one of only two active running backs on the 46-man roster, and rushed eight times for 15 yards and a touchdown, while also tying a regular season career-high with 10 receptions for 79 yards in the win at Buffalo (10/29). His 1-yard touchdown run in the fourth quarter was the Patriots lone offensive touchdown of the night and pushed the lead to two scores late in the game to help seal the victory.
- Rushed nine times for a career-high 73 yards, including a career-long 27-yard rush in the third quarter of the win at N.Y. Jets (11/25). Also added one reception for 5 yards.
- Rushed four times for 30 yards and added four receptions for 39 yards, including a 17-yard touchdown reception in the win vs. N.Y. Jets (12/30). It was his seventh touchdown reception of the season, tying RB Larry Garron for the most touchdown receptions by a Patriots running back in a single season.
- Started and caught a career-high 15 passes for a total of 97 yards, tying an NFL postseason record for the most receptions in a game, during the AFC Divisional Playoff victory vs. L.A. Chargers (1/13).
- Contributed out of the backfield with six carries for 23 yards and added four receptions for 49 yards in the AFC Championship victory at Kansas City (1/20).
- Contributed in a reserve role with one reception for 5 yards, while also rushing twice for 4 yards in the Super Bowl LIII victory vs. the Los Angeles Rams (2/3).

2017 (14/4, 3/0)

- Played in 14 regular-season games with four starts, posted 43 rushing attempts for 171 yards (4.0 avg.) and caught 56 passes for 429 yards and three touchdowns.
- Appeared in all three playoff contests as a reserve, tallied 14 rushing attempts for 60 yards (4.3 avg.) and three

touchdowns and caught nine passes for 72 yards and one touchdown.

- Was inactive due to injury in the win vs. Buffalo (12/24) and in the win vs. N.Y. Jets (12/31).
- Rushed twice for 11 yards and was a key contributor in the passing game where he led the team in receptions with eight catches for 85 yards in the victory at New Orleans (9/17).
- Made his first start of the season and led the team in receptions, tying a regular-season career-high in receptions with 10 catches for 47 yards while also rushing once for 7 yards vs. Carolina (10/1).
- Rushed four times for 19 yards as part of a rushing attack that had a season-high 162 yards on the ground. Added a team-high five receptions for 28 yards, including a 2-yard touchdown reception from QB Tom Brady with less than 30 seconds remaining in the first half to give the Patriots a 17-0 lead at the break in the 23-7 win vs. Atlanta (10/22).
- Was a key figure in the passing game, hauling in five receptions for a game-high 85 yards, while adding one carry for 2 yards in the win vs. L.A. Chargers (10/29).
- Contributed in a reserve role at running back with two carries for 7 yards, while also adding three catches for 11 yards, including a 6-yard touchdown reception in the victory at Denver (11/12).
- Started and caught three passes out of the backfield for 11 yards, including a 3-yard touchdown reception at Miami (12/11).
- Returned to action after missing the final two regular-season games due to injury in the Divisional Playoff victory vs.

SINGLE-GAME CAREER HIGHS

REGULAR SEASON:

Rushing Attempts:	12	vs. Green Bay (11/4/18)
Rushing Yards:	73	at N.Y. Jets (11/24/18)
Rushing TDs:	2	vs. Green Bay (11/4/18)
Longest:	27t	vs. Buffalo (12/23/18)
Receptions:	10	Four Times. Most Recent: at Buffalo (10/29/18)
Receiving Yards:	115	vs. Philadelphia (12/3/15)
Receiving TDs:	2	at Chicago (10/21/18) vs. Cincinnati (10/16/16)
Longest:	68	at Miami (1/3/16)

Tennessee (1/13) and rushed four times for 11 yards and a touchdown, while also adding four receptions for 29 yards and another touchdown. His two-touchdown performance was the second multi-score game of his postseason career, making him one of only three Patriots players with at least two multi-score games in the postseason along with RB LeGarrette Blount and TE Rob Gronkowski.

- Appeared in a reserve role at running back and rushed three times for 4 yards and a touchdown, and added three receptions for 22 yards in the AFC Championship victory vs. Jacksonville (1/21).
- Rushed seven times for 45 yards, including a career-long 26-yard touchdown run, while also adding two catches for 21 yards in Super Bowl LII vs. Philadelphia (2/4).

2016 (16/4, 3/0)

- Played in all 16 regular-season games with four starts, registered 39 rushing attempts for 166 yards (4.3 avg.) and finished second on the team with 60 receptions for 551 yards and five touchdowns. Also returned two kickoffs for 28 yards. His five receiving touchdowns were tied for most among NFL running backs (Theo Riddick, Detroit) and 60 receptions were third at his position.
- His 60 regular-season receptions were the most by a Patriots running back since Leroy Thompson (65) in 1994.
- Appeared in all three postseason games, totaled seven rushing attempts for 29 yards (4.1 avg.) and two touchdowns and caught 18 passes for 137 yards and two scores. Also successfully converted a two-point attempt.
- Caught two touchdown passes in the win vs. Cincinnati (10/16) - a 15-yard pass in the second quarter and a 4-yard pass in the third quarter - to mark the first two-touchdown reception game of his career, and his second career two-touchdown game overall. Finished the day with a team-high eight receptions for 47 yards and also rushed for 19 yards on seven attempts.
- Totaled two receptions for 32 yards, including a 19-yard touchdown in the win at Pittsburgh (10/23).
- Tallied six receptions for 63 yards and a touchdown in the win at San Francisco (11/20).
- Rushed twice for 3 yards and added three receptions for 81 yards, including a season-long 61-yard catch and run that helped set up a Patriots touchdown in the win vs. Baltimore (12/12). Also returned one kick for 18 yards.
- Caught three passes for 32 yards and a touchdown in addition to 14 rushing yards on one attempt in the win vs. N.Y.

S.B. RECORD SETTER

James White set a Super Bowl record with 14 receptions for 110 yards. The previous high was 13 receptions by WR Demaryius Thomas of Denver in Super Bowl XLVII.

MOST RECEPTIONS IN A SUPER BOWL

14 James White - Super Bowl LI

13 Demaryius Thomas - Super Bowl XLVII

11 Dan Ross - Super Bowl XVI

11 Jerry Rice - Super Bowl XXIX

11 Wes Welker - Super Bowl XLII

11 Shane Vereen - Super Bowl XLIX

White also set a Super Bowl record by scoring 20 points with two rushing touchdowns, one touchdown reception and one two-point conversion.

MOST POINTS SCORED IN A SUPER BOWL

20 James White - Super Bowl LI

18 Roger Craig - Super Bowl XIX

18 Jerry Rice - Super Bowl XXIV

18 Ricky Watters - Super Bowl XXIX

18 Terrell Davis - Super Bowl XXXII

MOST TOUCHDOWNS IN A SUPER BOWL

3 James White, Super Bowl LI - (2 rushing and 1 receiving)

3 Roger Craig, Super Bowl XIX - (1 rushing, 2 receiving)

3 Jerry Rice, Super Bowl XXIV - (3 receiving)

3 Ricky Watters, Super Bowl XXIX - (1 rushing, 2 receiving)

3 Terrell Davis, Super Bowl XXXII - (3 rushing)

Jets (12/24).

- Caught a 19-yard touchdown pass from Tom Brady in the Divisional Playoff win vs. Houston (1/14).
- Set a Super Bowl record for receptions with 14 that helped erase a 25-point deficit in the comeback victory over Atlanta in Super Bowl LI (2/5). Totaled 110 yards receiving to go along with 29 yards rushing on six attempts and was involved in several key scoring plays throughout the comeback. Caught a 5-yard touchdown pass that kick-started the comeback in the third quarter, converted a critical two-point conversion on a direct snap out of the backfield that cut the deficit to one possession with less than six minutes to play in the fourth quarter, and rushed for another touchdown with just 57 seconds left in regulation that put the team in position to tie the game with another two-point conversion. Then scored the game-winning touchdown in overtime on a 2-yard run that capped the comeback and captured the Super Bowl LI victory. His 20 points are also a single-game Super Bowl record.

2015 (14/1, 2/1)

- Played in 14 regular-season contests with one start, posted 22 rushing attempts for 56 yards and two touchdowns. Also registered 40 receptions for 410 yards (10.3 avg.) and four touchdowns.
- Appeared in both playoff contests with one start and registered six rushing attempts for 16 yards and seven receptions for 84 yards (12.0 avg.).

- Was inactive at Buffalo (9/20) and vs. Washington (11/8).
- Made his first NFL start, rushing twice for 4 yards and catching three passes for 26 yards in the win vs. N.Y. Jets (10/25).
- Scored his first NFL touchdowns on a 20-yard pass in the second quarter and a 6-yard rush in the third quarter in the win vs. Buffalo (11/23). Totaled two rushes for 14 yards and two receptions for 32 yards in the game.
- Set a career-high with 10 receptions for 115 yards and a 4-yard touchdown vs. Philadelphia (12/6). White's 115 receiving yards were the fourth-most in Patriots history by a running back in a game.
- Led the team in receptions with seven catches for 71 yards, including a 30-yard touchdown in the win vs. Tennessee (12/20).
- Rushed twice for four yards and caught five passes for 28 yards, including a 9-yard touchdown with 1:55 left in the fourth quarter, forcing the game into overtime at N.Y. Jets (12/27).
- Led the team with 63 receiving yards on two catches and also rushed three times for 5 yards at Miami (1/3).
- Made his first postseason start in the AFC Championship at Denver (1/24), where he rushed five times for 11 yards and caught five passes for 45 yards.

CAREER DAY

James White set regular-season career highs with 10 receptions and 115 receiving yards vs. Philadelphia (12/6/15). White's 115 receiving yards were the second-highest such total for a Patriots running back since the 1970 AFL-NFL merger, trailing only Shane Vereen's team-record 153 receiving yards vs. Cleveland on Dec. 8, 2013. White matched his 2015 performance twice last season with 10 receptions in a game vs. Indianapolis on Oct. 4, 2018 and again at Buffalo on Oct. 29, 2018.

PATRIOTS HISTORY / MOST RECEIVING YARDS IN A GAME BY A RUNNING BACK

<i>Player</i>	<i>Date</i>	<i>Opponent</i>	<i>Receiving Yards</i>
Shane Vereen	12/8/13	vs. Cleveland	153
Dick Christy	11/4/60	vs. Oakland	124
Joe Johnson	11/25/60	vs. Houston	123
James White	12/6/15	vs. Philadelphia	115
Larry Garron	12/11/66	at Houston	113
Tony Collins	10/27/85	at Tampa Bay	109
Kevin Faulk	11/10/02	at Chicago	109
Kevin Faulk	11/23/03	at Houston	108
Billy Lott	10/22/61	vs. Buffalo	108

PATRIOTS HISTORY / MOST RECEPTIONS IN A GAME BY A RUNNING BACK

<i>Player</i>	<i>Date</i>	<i>Opponent</i>	<i>Receptions</i>
Shane Vereen	12/8/13	vs. Cleveland	12
Tony Collins	11/29/87	vs. Philadelphia	11
Kevin Faulk	9/3/00	vs. Tampa Bay	11
Leroy Thompson	11/13/94	vs. Minnesota	11
James White	12/6/15	vs. Philadelphia	10
James White	10/1/17	vs. Carolina	10
James White	10/4/18	vs. Indianapolis	10
James White	10/29/18	at Buffalo	10
Tony Collins	11/16/86	at L.A. Rams	10

SUPER BOWL SCORER

James White has played in three Super Bowls and scored four touchdowns (three rushing, one receiving). His four touchdowns overall are tied for third-most in Super Bowl games and three rushing touchdowns are tied for fifth-most.

MOST SUPER BOWL TOUCHDOWNS OVERALL

Player	Touchdowns	Games
Jerry Rice	8	4
Emmitt Smith	5	3
James White	4	3
Roger Craig	4	3
John Elway	4	5
Franco Harris	4	4
Thurman Thomas	4	4

MOST SUPER BOWL RUSHING TOUCHDOWNS

Player	Touchdowns	Games
Emmitt Smith	5	3
John Elway	4	5
Franco Harris	4	4
Thurman Thomas	4	4
James White	3	3
Terrell Davis	3	2

2014 (3/0, 0/0)

- Played in three regular-season games and tallied 38 yards rushing on nine carries (4.2 avg.) and five receptions for 23 yards.
- Was inactive for 13 regular-season games and all three playoff contests.
- Made his NFL debut at Kansas City (9/29), carrying three times for 21 yards and posting three receptions for 15 yards.
- Rushed six times for 17 yards and fell on a Tom Brady fumble in the win vs. Chicago (10/26).
- Caught two passes for 8 yards vs. Buffalo (12/28).

COLLEGE

- Played in 52 games with 12 starts and finished career ranked fourth all-time at Wisconsin with 4,015 rushing yards and third all-time at UW in rushing touchdowns (45), which is tied for the eighth-most in Big Ten history. Also ranks third all-time at UW in total touchdowns (48), the ninth-most by a Big Ten player.
- Finished career ranked fourth all-time at UW with 5,450 all-purpose yards and set UW record for career average per rushing attempt at 6.24 yards per carry, the fifth-best mark in Big Ten history.
- With 1,052 rushing yards as a freshman and 1,444 as a senior, became eighth player in school history with multiple 1,000-yard rushing seasons.
- In 2013, combined with RB Melvin Gordon (1,609) to set FBS single-season record for rushing yards by teammates at 3,053 yards.
- Finished with 18 career 100-yard rushing games, tied for the sixth-most in school history.

VERY RECEPTIVE

James White's 12 touchdown receptions by a running back since 2015 are most in the NFL over that span.

RB WITH THE MOST RECEIVING TDs SINCE 2015

Player	Team	Receiving TDs
James White	New England	12
Theo Riddick	Detroit	10
David Johnson	Arizona	8
Chris Thompson	Washington	8
Danny Woodhead	L.A. Chargers/Baltimore	7

- Recorded the longest run in school history with 93-yard touchdown on UW's first play from scrimmage vs. Indiana (11/16/13).
- Set school record for receiving yards by a running back with 670 for his career.

PERSONAL

- Rushed 319 times for 2,568 yards and 38 touchdowns and totaled 65 receptions for 473 yards and eight touchdowns in his St. Thomas Aquinas (Fla.) High School career.
- Named first-team all-county as a senior, compiling 136 rushes for 1,145 yards and 15 touchdowns and caught 24 passes for 253 yards and five touchdowns.
- Named all-county second-team as a junior after rushing for 18 touchdowns and 960 yards on 127 carries and catching 17 passes for 184 yards and three touchdowns.
- Named honorable mention all-county as a sophomore, rushing for 463 yards and five touchdowns on 56 carries.

RECORD-SETTING SEASON

James White set or tied three single-season franchise receiving records for a running back with his 87 receptions, 751 receiving yards and seven receiving touchdowns in 2018.

MOST RECEPTIONS IN A SEASON BY PATRIOTS RB

Player	Year	Receptions
James White	2018	87
Tony Collins	1986	77
Leroy Thompson	1994	65
James White	2016	60
Kevin Faulk	2008	58
James White	2017	56

MOST REC. YARDS IN A SEASON BY PATRIOTS RB

Player	Year	Receiving Yards
James White	2018	751
Tony Collins	1986	684
James White	2016	551

SINGLE-SEASON RB TD REC. IN PATRIOTS HISTORY

Player	Year	Receiving TDs
James White	2018	7
Larry Garron	1964	7
Billy Lott	1961	6

- Also lettered in baseball.
- Relative, Santana Moss, played in the NFL for the Washington Redskins.
- Relative, Craig White, played football at the University of Minnesota.

- Studied agricultural and life sciences with a focus in communication at Wisconsin.
- Married wife, Diana, in the 2018 offseason.

JAMES WHITE STATISTICS

POS: RB HT: 5-10 WT: 205 LBS YEAR: 6TH ACQ: D4b-14 (130TH) COLLEGE: WISCONSIN BORN: 2/3/92

REGULAR SEASON OFFENSIVE STATISTICS

PLAYERS

Year	Team	G/S	NO	RUSHING				RECEIVING				
				YDS	AVG	LG	TD	NO	YDS	AVG	LG	TD
2014	Patriots	3/0	9	38	4.2	11	0	5	23	4.6	11	0
2015	Patriots	14/1	22	56	2.5	8	2	40	410	10.3	68	4
2016	Patriots	16/4	39	166	4.3	16	0	60	551	9.2	61	5
2017	Patriots	14/4	43	171	3.9	10	0	56	429	7.7	27	3
2018	Patriots	16/3	94	425	4.5	27t	5	87	751	8.6	42	7
Totals – 5 Years		63/12	207	856	4.1	27t	7	248	2,164	8.7	68	19

Additional Statistics: 2 Kickoff Returns for 28 yards in 2016.

POSTSEASON OFFENSIVE STATISTICS

Year	Team	G/S	NO	RUSHING				RECEIVING				
				YDS	AVG	LG	TD	NO	YDS	AVG	LG	TD
2014	Patriots	0/0				Inactive						
2015	Patriots	2/1	6	16	2.7	8	0	7	84	12.0	29	0
2016	Patriots	3/0	7	29	4.1	10	2	18	137	7.6	28t	2
2017	Patriots	3/0	14	60	4.3	26t	3	9	72	8.0	15	1
2018	Patriots	3/1	8	27	3.4	9	0	20	151	7.6	30	0
Totals – 5 Years		11/2	35	132	3.8	26t	5	54	444	8.2	30	3

WHITE'S CAREER GAME-BY-GAME

2014	OPONENT	P/S	RUSHING				RECEIVING						
			NO	YDS	AVG	LG	TD	NO	YDS	AVG	LG	TD	
09/07	at Miami												
09/14	at Minnesota												
09/21	Oakland												
09/29	at Kansas City	p	3	21	7.0	11	0	3	15	5.0	11	0	
10/05	Cincinnati												
10/12	at Buffalo												
10/16	N.Y. Jets												
10/26	Chicago	p	6	17	2.8	4	0	-	-	-	-	-	
11/02	Denver												
11/16	at Indianapolis												
11/23	Detroit												
11/30	at Green Bay												
12/07	at San Diego												
12/14	Miami												
12/21	at N.Y. Jets												
12/28	Buffalo	p	-	-	-	-	2	8	4.0	5	0		
2014 Totals			3/0	9	38	4.2	11	0	5	23	4.6	11	0
01/10	Baltimore												
01/18	Indianapolis												
02/01	Seattle												
2014 Postseason			0/0	0	0.0	0	0	0	0	0.0	0	0	

10/25	N.Y. Jets	S	2	4	2.0	3	0	3	26	8.7	12	0	
10/29	Miami	p	3	3	1.0	3	0	-	-	-	-	-	
11/08	Washington												
11/15	at N.Y. Giants	p	1	5	5.0	5	0	1	6	6.0	6	0	
11/23	Buffalo	p	2	14	7.0	8	1	2	32	16.0	20t	1	
11/29	at Denver	p	3	1	0.3	1	0	2	5	2.5	5	0	
12/06	Philadelphia	p	2	4	2.0	8	0	10	115	11.5	25	1	
12/13	at Houston	p	1	2	2.0	2t	1	4	38	9.5	27	0	
12/20	Tennessee	p	1	6	6.0	6	0	7	71	10.1	30t	1	
12/27	at N.Y. Jets	p	2	4	2.0	3	0	5	28	5.6	13	1	
01/03	at Miami	p	3	5	1.7	4	0	2	63	31.5	68	0	
2015 Totals			14/122	56	2.5	8	2	40	410	10.3	68	4	
01/16	Kansas City	p	1	5	5.0	5	0	2	39	19.5	29	0	
01/24	at Denver	S	5	11	2.2	8	0	5	45	9.0	15	0	
2015 Postseason			2/1	6	16	2.7	8	0	7	84	12.0	29	0

2015	OPONENT	P/S	RUSHING				RECEIVING					
			NO	YDS	AVG	LG	TD	NO	YDS	AVG	LG	TD
09/10	Pittsburgh	p	-	-	-	-	-	-	-	-	-	-
09/20	at Buffalo	p										
09/27	Jacksonville	p	2	8	4.0	5	0	4	26	6.5	11	0
10/11	at Dallas	p	-	-	-	-	-	-	-	-	-	-
10/18	at Indianapolis	p	-	-	-	-	-	-	-	-	-	-

2016	OPONENT	P/S	RUSHING				RECEIVING					
			NO	YDS	AVG	LG	TD	NO	YDS	AVG	LG	TD
09/11	at Arizona	p	1	4	4.0	4	0	5	40	8.0	21	0
09/18	Miami	p	4	19	4.8	16	0	2	10	5.0	5	0
09/22	Houston	p	3	12	4.0	7	0	1	2	2.0	2	0
10/02	Buffalo	p	4	12	3.0	7	0	5	50	10.0	16	0
10/09	at Cleveland	p	5	26	5.2	8	0	4	63	15.8	36	0
10/16	Cincinnati	p	7	19	2.7	7	0	8	47	5.9	15t	2
10/23	at Pittsburgh	p	0	0	0.0	0	0	2	32	16.0	19t	1
10/30	at Buffalo	S	2	15	7.5	8	0	2	14	7.0	8	0
11/13	Seattle	S	2	5	2.5	3	0	4	32	8.0	13	0
11/20	at San Francisco	p	0	0	0.0	0	0	6	63	10.5	25	1
11/27	at N.Y. Jets	S	0	0	0.0	0	0	4	22	5.5	11	0
12/04	Los Angeles	S	3	17	5.7	9	0	4	18	4.5	9	0
12/12	Baltimore	p	2	3	1.5	5	0	3	81	27.0	61	0

WHITE'S CAREER GAME-BY-GAME (CONT.)

12/18	at	Denver	p	3	11	3.7	8	0	3	24	8.0	16	0	
12/24		N.Y. Jets	p	1	14	14.0	14	0	3	32	10.7	25t	1	
01/01	at	Miami	p	2	9	4.5	7	0	4	21	5.3	8	0	
2016 Totals				16/4	39	166	4.3	16	0	60	551	9.2	61	5
01/14		Houston	p	0	0	0.0	0	0	1	19	19.0	19t	1	
01/22		Pittsburgh	p	1	0	0.0	0	0	3	8	2.7	5	0	
02/05		Atlanta	p	6	29	4.8	10	2	14	110	7.9	28	1	
2016 Postseason				3/0	7	29	4.1	10	2	18	137	7.6	28	2

2017	OPPONENT	P/S	RUSHING				RECEIVING						
			NO	YDS	AVG	LG	TD	NO	YDS	AVG	LG	TD	
09/07	Kansas City	p	10	38	3.8	10	0	3	30	10.0	26	0	
09/17	at New Orleans	p	2	11	5.5	7	0	8	85	10.6	24	0	
09/24	Houston	p	5	17	3.4	6	0	1	11	11.0	11	0	
10/01	Carolina	S	1	7	7.0	7	0	10	47	4.7	9	0	
10/05	at Tampa Bay	p	2	3	1.5	2	0	7	57	8.1	24	0	
10/15	at N.Y. Jets	p	3	23	7.7	9	0	4	22	5.5	16	0	
10/22	Atlanta	p	4	19	4.8	8	0	5	28	5.6	16	1	
10/29	L.A. Chargers	p	1	2	2.0	2	0	5	85	17.0	27	0	
11/12	at Denver	p	2	7	3.5	4	0	3	11	3.7	8	1	
11/19	at Oakland	p	5	13	2.6	6	0	-	-	-	-	-	
11/26	Miami	S	3	13	4.3	8	0	1	2	2.0	2	0	
12/03	at Buffalo	S	5	18	3.6	6	0	4	32	8.0	11	0	
12/11	at Miami	S	-	-	-	-	-	3	11	3.7	7	1	
12/17	at Pittsburgh	p	-	-	-	-	-	2	8	4.0	4	0	
12/24	Buffalo		Inactive										
12/31	N.Y. Jets		Inactive										
2017 Totals			14/4	43	171	4.0	10	0	56	429	7.7	27	3
01/13	Tennessee	p	4	11	2.8	6t	1	4	29	7.3	14	1	
01/21	Jacksonville	p	3	4	1.3	2	1	3	22	7.3	15	0	
02/04	Philadelphia	p	7	45	6.4	26t	1	2	21	10.5	15	0	
2017 Postseason			3/0	14	60	4.3	26t	3	9	72	8.0	15	1

2018	OPPONENT	P/S	RUSHING				RECEIVING						
			NO	YDS	AVG	LG	TD	NO	YDS	AVG	LG	TD	
09/09	Houston	p	5	18	3.6	11	0	4	38	9.5	12t	1	
09/16	at Jacksonville	p	4	11	2.8	5	0	7	73	10.4	27	0	
09/23	at Detroit	p	4	37	9.3	15	0	3	14	4.7	10t	1	
09/30	Miami	p	8	44	5.5	22t	1	8	68	8.5	16	1	
10/04	Indianapolis	S	2	0	0.0	0	0	10	77	7.7	18	1	
10/14	Kansas City	p	6	39	6.5	12	0	5	53	10.6	17	0	
10/21	at Chicago	p	11	40	3.6	8	0	8	57	7.1	14	2	
10/29	at Buffalo	p	8	15	1.9	5	1	10	79	7.9	15	0	
11/04	Green Bay	S	12	31	2.6	8t	2	6	72	12.0	37	0	
11/11	at Tennessee	S	1	-5	-5.0	-5	0	5	31	6.2	11	0	
11/25	at N.Y. Jets	p	9	73	8.1	27	0	1	5	5.0	5	0	
12/02	Minnesota	p	6	26	4.3	12	0	7	92	13.1	42	0	
12/09	at Miami	p	4	13	3.3	11	0	2	15	7.5	9	0	
12/16	at Pittsburgh	p	2	12	6.0	6	0	5	25	5.0	9	0	
12/23	Buffalo	p	8	41	5.1	27t	1	2	13	6.5	9	0	
12/30	N.Y. Jets	p	4	30	7.5	21	0	4	39	9.8	17t	1	
2018 Totals			16/3	94	425	4.5	27t	5	87	751	8.6	42	7
01/13	L.A. Chargers	S	0	0	0.0	0	0	15	97	6.5	25	0	
01/20	at Kansas City	p	6	23	3.8	9	0	4	49	12.3	30	0	
02/03	L.A. Rams	p	2	4	2.0	3	0	1	5	5.0	5	0	
2018 Postseason			3/1	8	27	3.4	9	0	20	151	7.6	30	0

PLAYERS



DEATRICH WISE JR.



91 | DEFENSIVE LINE

HT: 6-5 | **WT:** 275 | **Born:** 7/26/1994 | **Exp. (NFL/Patriots):** 3/3
GP/GS (Playoffs): 32/8 (4/1) | **Acq:** D-4-17 (131st)
College: Arkansas | **Hometown:** Carrollton, Texas



PRONOUNCED DEE-tritch

CAREER TRANSACTIONS

Deatrich Wise, Jr. was drafted by the New England Patriots in the fourth round (131st overall) of the 2017 NFL Draft.

SEASONAL REVIEWS

2018 (16/5, 1/1)

- Appeared in all 16 regular-season games with five starts and finished with a career-best 30 tackles, while also adding 4½ sacks.
- Missed the first two postseason contests due to injury but started at defensive end and made five tackles in the Super Bowl LIII victory vs. the Los Angeles Rams (2/3).
- Contributed as a reserve defensive end in the season-opening victory vs. Houston (9/9), finishing with three tackles total and 1½ sacks of QB Deshaun Watson for a total of 7½ yards lost.
- Totaled four tackles as a reserve defensive end and had a

7-yard sack of QB Matthew Stafford at Detroit (9/23).

- Contributed as a reserve defensive lineman and made two tackles, while also adding a sack of QB Mitchell Trubisky for a 4-yard loss during the win at Chicago (10/21).
- Made his first start of the season and finished with one tackle as a defensive end in the win at Buffalo (10/29).
- Contributed in a reserve role on the defensive line and made one tackle, while also adding a sack of QB Josh McCown for a 7-yard loss in the win at the New York Jets (11/25).

2017 (16/3, 3/0)

- Appeared in all 16 regular-season games with three starts as a rookie and logged 26 tackles, five sacks and one pass defensed.
- Appeared in all three postseason contests as a reserve and tallied four tackles and two sacks.
- Contributed in a reserve role at defensive end and made his first career tackle and sack when he dropped QB Alex

Smith for a 12-yard loss in the second quarter of the season-opener vs. Kansas City (9/7).

- Was a key contributor in a reserve role at defensive end with two tackles for loss, five quarterback hits and a sack for an 8-yard loss, for the second-consecutive game in the win at New Orleans (9/17). Became the first Patriots rookie to have a sack in his first two NFL games since Chandler Jones in 2012.
- Made his first-career start on the defensive line and finished with two tackles in the win at N.Y. Jets (10/15).
- Contributed on defense with two tackles, while adding a sack of QB Tyrod Taylor for a 4-yard loss in the first quarter and adding another half sack late in the fourth quarter of the win vs. Buffalo (12/24).
- Made his postseason debut in a reserve role at defensive end and had the first multi-sack game of his career to go along with two tackles in the Divisional Playoff victory vs. Tennessee (1/13). Took down QB Marcus Mariota for a 4-yard loss on Tennessee's opening drive of the game and added his second sack for an 8-yard loss in the fourth quarter.

COLLEGE

- Played in 50 games with 10 starts at Arkansas and tallied 112 tackles, 16½ sacks, 17 quarterback hurries, six passes defended and four forced fumbles.
- Ranks 10th in school history with 16½ career sacks.
- Served as a team captain as a senior in 2016. Played in 13 games with eight starts and totaled 49 tackles. Finished second on the team with 3½ sacks. Also forced one fumble, notched seven quarterback pressures and three passes defended.

- Played in all 13 games as a junior and led the team with eight sacks. Also posted 31 tackles, three forced fumbles, five quarterback pressures and three passes defended.
- Saw action in 10 contests and started once at defensive end as a sophomore. Logged 13 tackles and two sacks.
- Played in all 12 games as a freshman and totaled 17 tackles, two sacks, one fumble recovery and two quarterback hurries.

PERSONAL

- Recorded 113 tackles, including 12 for loss with 10 sacks, two forced fumbles, two quarterback hurries and one blocked field goal in 2011 while helping Hebron (Texas) High School to the state playoffs. Following his senior campaign, he was named District 8-5A Defensive Player of the Year.
- In his junior season, he totaled 40 tackles, including seven sacks.
- Chose Arkansas after also receiving offers from Texas A&M, Vanderbilt, Arizona, Purdue and Wake Forest.
- Son of Deatrich Sr. and Sheila Wise.
- Father was drafted in the ninth round of the 1988 NFL Draft by the Seattle Seahawks and also spent time with the New Orleans Saints and the CFL's British Columbia Lions.
- Has two younger brothers that played college football. Daniel played defensive tackle at Kansas and has joined Dallas as a rookie free agent, while Solomon played defensive end at the University of Texas San Antonio.
- Earned his undergraduate degree in kinesiology in 2016.
- Earned 2012-13 First-Year SEC Academic Honor Roll honors.
- Married wife, Chanell, in the 2019 offseason.

DEATRICH WISE JR. STATISTICS

POS: DL HT: 6-5 WT: 275 LBS YEAR: 3RD ACQ: D4-17 (131ST) COLLEGE: ARKANSAS BORN: 7/26/94

REGULAR SEASON DEFENSIVE STATISTICS

Year	Team	G/S	TACKLES					INTERCEPTIONS					MISCELLANEOUS					
			TT	UT	A	S	YDS	NO	YDS	AVG	LG	TD	PD	FF	FR	YDS	TD	SPT
2017	Patriots	16/3	26	16	10	5.0	38.0	0	0	0.0	0	0	1	0	0	0	0	0
2018	Patriots	16/5	30	15	15	4.5	25.5	0	0	0.0	0	0	0	0	0	0	0	
Totals – 2 Years		32/8	56	31	25	9.5	63.5	0	0	0.0	0	0	1	0	0	0	0	

POSTSEASON DEFENSIVE STATISTICS

Year	Team	G/S	TACKLES					INTERCEPTIONS					MISCELLANEOUS				
			TT	UT	A	S	YDS	NO	YDS	AVG	LG	TD	PD	FF	FR	YDS	TD
2017	Patriots	3/0	4	3	1	2.0	12.0	0	0	0.0	0	0	0	0	0	0	0
2018	Patriots	1/1	5	3	2	0.0	0.0	0	0	0.0	0	0	0	0	0	0	
Totals – 2 Years		4/1	9	6	3	2.0	12.0	0	0	0.0	0	0	0	0	0	0	

WISE'S CAREER GAME-BY-GAME

2017	OPPONENT	P/S	TT	UT	A	S	YDS	INT	YDS	PD	FF	FR	SPT
09/07	Kansas City	p	1	1	0	1.0	12.0	-	-	-	-	-	-
09/17	at New Orleans	p	2	2	0	1.0	8.0	-	-	-	-	-	-
09/24	Houston	p	2	1	1	-	-	-	-	1	-	-	-
10/01	Carolina	p	1	1	0	-	-	-	-	-	-	-	-
10/05	at Tampa Bay	p	1	1	0	1.0	10.0	-	-	-	-	-	-
10/15	at N.Y. Jets	S	2	0	2	-3	-	-	-	-	-	-	-
10/22	Atlanta	S	2	2	0	-	-	-	-	-	-	-	-
10/29	L.A. Chargers	p	1	0	1	-	-	-	-	-	-	-	-
11/12	at Denver	p	1	1	0	-	-	-	-	-	-	-	-
11/19	at Oakland	p	3	3	0	-	-	-	-	-	-	-	-
11/26	Miami	p	1	1	0	-	-	-	-	-	-	-	-
12/03	at Buffalo	S	4	1	3	-	-	-	-	-	-	-	-
12/11	at Miami	p	0	0	0	-	-	-	-	-	-	-	-
12/17	at Pittsburgh	p	2	0	2	0.5	4.0	-	-	-	-	-	-
12/24	Buffalo	p	2	1	1	1.5	4.0	-	-	-	-	-	-
12/31	N.Y. Jets	p	1	1	0	-	-	-	-	-	-	-	-
2017 Totals			16/3	26	16	10	5.0	38.0	0	0	1	0	0
01/13	Tennessee	p	2	2	0	2.0	12.0	-	-	-	-	-	-
01/21	Jacksonville	p	2	1	1	-	-	-	-	-	-	-	-
02/04	Philadelphia	p	0	0	0	-	-	-	-	-	-	-	-
2017 Postseason			3/0	4	3	1	2.0	12.0	0	0	0	0	0

2018	OPPONENT	P/S	TT	UT	A	S	YDS	INT	YDS	PD	FF	FR	SPT
09/09	Houston	p	3	2	1	1.5	7.5	-	-	-	-	-	-
09/16	at Jacksonville	p	0	0	0	-	-	-	-	-	-	-	-
09/23	at Detroit	p	4	3	1	1.0	7.0	-	-	-	-	-	-
09/30	Miami	p	1	0	1	-	-	-	-	-	-	-	-
10/04	Indianapolis	p	1	1	0	-	-	-	-	-	-	-	-
10/14	Kansas City	p	0	0	0	-	-	-	-	-	-	-	-
10/21	at Chicago	p	2	2	0	1.0	4.0	-	-	-	-	-	-
10/29	at Buffalo	S	1	1	0	-	-	-	-	-	-	-	-
11/04	Green Bay	S	3	1	2	-	-	-	-	-	-	-	-
11/11	at Tennessee	S	5	2	3	-	-	-	-	-	-	-	-
11/25	at N.Y. Jets	p	1	1	0	1.0	7.0	-	-	-	-	-	-
12/02	Minnesota	p	0	0	0	-	-	-	-	-	-	-	-
12/09	at Miami	p	3	0	3	-	-	-	-	-	-	-	-
12/16	at Pittsburgh	p	0	0	0	-	-	-	-	-	-	-	-
12/23	Buffalo	S	1	0	1	-	-	-	-	-	-	-	-
12/30	N.Y. Jets	S	5	2	3	1.0	5.0	-	-	-	-	-	-
2018 Totals			16/5	30	15	15	4.5	25.5	0	0	0	0	0
01/13	L.A. Chargers												
01/20	at Kansas City												
02/03	L.A. Rams	S	5	3	2	-	-	-	-	-	-	-	-
2018 Postseason			1/1	5	3	2	0.0	0.0	0	0	0	0	0

PLAYERS



ISAIAH WYNN

 **76** | OFFENSIVE LINE

HT: 6-2 | **WT:** 310 | **Born:** 12/9/1995 | **Exp. (NFL/Patriots):** 2/2
GP/GS (Playoffs): 0/0 (0/0) | **Acq:** D1a-18 (23rd)
College: Georgia | **Hometown:** St. Petersburg, Fla.

 **SUPER BOWLS:** 18

PRONOUNCED eye-ZAY-ah WIN

CAREER TRANSACTIONS

Isaiah Wynn was drafted by the New England Patriots in the first round (23rd overall) of the 2018 NFL Draft.

SEASONAL REVIEWS

2018 (0/0, 0/0)

- Suffered an injury during the preseason and was placed on injured reserve prior to the start of the regular season.

COLLEGE

- Was named to the 2017 Associated Press All-America Second Team and American Football Coaches Association All-America Second Team.
- Also earned Coaches and Associated Press All-SEC First Team honors.
- Played in 52 games with 41 starts during his career, appearing at both guard and tackle.
- Named team captain as a senior.
- Started at left tackle in all 15 games he appeared in as a senior. Named SEC Offensive Lineman of the Week after the Vanderbilt game, when Georgia racked up 423 rushing yards.
- Played and started in 12 of 13 games at left guard as a junior.

EXTRA POINTS

- Isaiah Wynn and fellow 2018 first-round draft pick RB Sony Michel were roommates for two years and co-captains at Georgia.
 - In 2018, Wynn and Michel became the first college teammates picked in the first round in New England's draft history. They were also the first college teammates to be picked in the first round by the same team since 2005, when CB Carlos Rodgers (9th overall) and QB Jason Campbell (25th overall) out of Auburn were drafted by Washington.
 - Started all 13 games he appeared in as a sophomore. Recipient of one of team's Most Improved Player awards.
 - Played in 11 games as a freshman, making one start.
- #### PERSONAL
- Was a U.S. Army All-American and member of the Class AAAAA All-State Team.
 - Named one of Tampa Bay Times' Top High School Athletes, Tampa Bay Times All-Sun Coast First Team.
 - Helped pave the way for Lakewood (Fla.) to rush for 2,371 yards during his senior season.
 - Majored in human development & family science at Georgia.

PATRIOTS 2019 DRAFT SELECTIONS



N'KEAL HARRY

WIDE RECEIVER

HT: 6-4 | **WT:** 225 | **Born:** 12/17/1997

Exp. (NFL/Patriots): Rookie | **Acq:** D1a-19 (32nd)

College: Arizona State | **Hometown:** Chandler, Ariz.

PLAYERS

PRONOUNCED *nuh-KEEL*

CAREER TRANSACTIONS

N'Keal Harry was drafted by the New England Patriots in the first round (32nd overall) of the 2019 NFL Draft

COLLEGE

- Appeared in 37 career games over three seasons at Arizona State and hauled in 213 receptions for 2,889 total yards and 22 touchdowns. Also registered 23 career rushing attempts for 144 yards and three touchdowns.
- Named to Pac-12 All-Conference team at wide receiver (first team) and return specialist (second team) as a junior in 2018. Returned nine punts for 152 yards with one touchdown in 2018.
- Leaves Arizona State as third in program history in both career receptions and career receiving yards.

PERSONAL

- Earned a five-star rating from Rivals.com, tabbed as the top prospect in the state of Arizona. Was No.1 wide receiver prospect ranked by ESPN.
- Finished high school career with 119 catches for 2,715 yards receiving and 25 touchdowns. Won state title in 2014.
- Averaged 21 points and 10 rebounds per game during his career as a varsity basketball player.

EXTRA POINTS

- N'Keal Harry was the first wide receiver drafted by the Patriots in the first round since the team picked WR Terry Glenn with the seventh overall pick in 1996.

NOTES

- Harry is the highest drafted wide receiver by New England in the Bill Belichick era.
- The Patriots have drafted four wide receivers in the second round under Belichick with WR Aaron Dobson in 2013, Chad Jackson in 2006, Bethel Johnson in 2003 and Deion Branch in 2002.
- Harry is the second wide receiver ever drafted by New England out of Arizona State. The Patriots drafted WR Devin Lucien in the seventh round out of Arizona State in 2016.
- The Patriots have now selected seven wide receivers in the first round of the draft in team history.
- Harry is the second of two wide receivers taken in the first round of the 2019 NFL Draft. Baltimore selected WR Marquise Brown with the 24th overall pick.
- Harry is now the third wide receiver that was drafted in the first round on the Patriots. Demaryius Thomas was originally drafted by Denver in the first round of the 2010 NFL Draft with the 22nd overall pick, and Phillip Dorsett was originally a first round draft pick by Indianapolis in the 2015 NFL Draft with the 29th overall pick.
- Was college teammates with 2018 sixth-round draft pick LB Christian Sam.

N'KEAL HARRY STATISTICS

POS: WR HT: 6-4 WT: 225 LBS YEAR: ROOKIE ACQ: D1-19 (32ND) COLLEGE: ARIZONA STATE BORN: 12/17/97

COLLEGE RECEIVING STATISTICS

Year	Team	GP	REC	YDS	AVG	LG	TD
2016	Arizona State	12	58	659	11.4	37	5
2017	Arizona State	13	82	1,142	13.9	70	8
2018	Arizona State	12	73	1,088	14.9	61	9
Total	3 Years	37	213	2,889	13.6	70	22



JOEJUAN WILLIAMS

CORNERBACK

HT: 6-3 | **WT:** 212 | **Born:** 12/6/1997

Exp. (NFL/Patriots): Rookie | **Acq:** D2-19 (45th)

College: Vanderbilt | **Hometown:** Nashville, Tenn.

PRONOUNCED joe-WAHN

CAREER TRANSACTIONS

Joejuan Williams was drafted by the New England Patriots in the second round (45th overall) of the 2019 NFL Draft.

COLLEGE

- Played in 36 career games over three seasons and posted 119 tackles, four interceptions, 30 passes defended and one forced fumble.
- Played in 13 games with 12 starts as a junior and totaled 61 tackles, four interceptions and 18 passes defended.
- Earned All-SEC honors as a junior from both SEC head coaches and Associated Press.
- Named to the SEC Academic Honor Roll team as a sophomore and junior.
- Started all 12 games for the Commodores as a sophomore and registered 39 tackles, led the team with 10 passes defended and forced one fumble.
- One of six true freshmen to see action at Vanderbilt, appearing in all 13 games. Finished the year with 19 tackles and two passes defended.

EXTRA POINTS

- CB Joejuan Williams became the second Vanderbilt player to be drafted by the Patriots under Bill Belichick. The Patriots drafted OL Thomas Welch in the seventh round out of Vanderbilt in 2010.

PLAYERS

PERSONAL

- Played only two years of varsity football and did not play as a senior after a hardship appeal was denied by the state high school governance association.
- As a junior at Father Ryan High School, registered 48 tackles, two interceptions and 11 passes defended. Earned All-State and All-Conference honors for his efforts.
- Also participated in track & field.
- Majored in economics at Vanderbilt.

NOTES

- The Patriots drafted a defensive back in the second round of the draft for the second straight season with the selection of CB Joejuan Williams with the 45th pick overall. In the 2018 draft, the Patriots selected DB Duke Dawson Jr. in the second round with the 56th pick overall.
- The Patriots traded a second round pick (56th overall) and a third round pick (101st overall) to the L.A. Rams to move up to the 45th pick overall in the second round to pick Williams.

JOEJUAN WILLIAMS STATISTICS

POS: CB HT: 6-3 WT: 212 LBS YEAR: ROOKIE ACQ: D2-19 (45TH) COLLEGE: VANDERBILT BORN: 12/6/97

COLLEGE DEFENSIVE STATISTICS

Year	Team	GP	UT	A	TACKLES			S	YDS	PD	MISCELLANEOUS			
					TT	TFL	YDS				FF	FR	INT	YDS
2016	Vanderbilt	11	14	5	19	1.5	5.0	0.0	0.0	2	0	0	0	0
2017	Vanderbilt	12	33	6	39	2.5	11.0	0.0	0.0	10	1	0	0	0
2018	Vanderbilt	13	48	13	61	2.0	4.0	0.0	0.0	18	0	0	4	8
Totals:	Vanderbilt	36	95	24	119	6.0	20.0	0.0	0.0	20	1	0	4	8



CHASE WINOVICH



DEFENSIVE LINE

HT: 6-3 | **WT:** 250 | **Born:** 4/19/1995

Exp. (NFL/Patriots): Rookie | **Acq:** D3a-19 (77th)

College: Michigan | **Hometown:** Jefferson Hills, Pa.

PRONOUNCED WIN-o-vich

CAREER TRANSACTIONS

Chase Winovich was drafted by the New England Patriots in the third round (77th overall) of the 2019 NFL Draft.

COLLEGE

- Four-year letter-winner at Michigan, playing in 45 games with 26 starts and totaled 185 tackles, 45 tackles for loss, 18 sacks, three forced fumbles and five fumble recoveries.
- Earned Associated Press third-team All-American honors as a senior in 2018.
- Two-time All-Big 10 honoree in 2017 and 2018.
- Started all 13 games along the defensive line as a fifth-year senior and totaled 69 tackles, 17 tackles for loss and five sacks.
- Was a semifinalist for the Chuck Bednarik Award as a senior, given to the nation's best defensive college football player.
- Started all 13 games as a senior and led the defensive line with 79 tackles, 18 tackles for loss and eight sacks.
- Played in all 13 games with two starts at defensive end as a junior and posted 25 tackles, 9½ tackles for loss, five sacks and one forced fumble.
- Redshirted as a freshman in 2014.

PERSONAL

- Played linebacker and quarterback at Thomas Jefferson High School in Jefferson Hills, Pa.

EXTRA POINTS

- The Patriots made three picks in the third-round, selecting DL Chase Winovich, RB Damien Harris and OL Yodny Cajuste. It marked the second time in team history that the team had three picks in the third round. The Patriots also made three third-round picks in the 2016 draft with OL Joe Thuney, QB Jacoby Brissett and DL Vincent Valentine.
- Totaled 149 tackles, 22s sacks, seven fumble recoveries and one interception on defense and carried the ball 119 times for 1,031 yards and 17 touchdowns on offense during his career.
- Registered 57 tackles, 13 sacks, three forced fumbles and three fumble recoveries as a senior.
- Completed 14-of-29 passes for 210 yards and three touchdowns and registered 981 yards on 115 carries as a senior.
- Enrolled in the College of Literature, Science and the Arts, majoring in Evolutionary Anthropology.
- Father, Peter, played basketball at Bethany College (1977-81) and mother, Nina, was a presidential fitness award recipient.

NOTES


- The Patriots selected DL Chase Winovich in the third round out of Michigan. Winovich is the fifth player from Michigan to be drafted by the Patriots under Bill Belichick, joining QB Tom Brady (2000), LB Shawn Crable (2008), P Zoltan Mesko (2010) and WR Jeremy Gallon (2014).

CHASE WINOVICH STATISTICS

POS: DL HT: 6-3 WT: 250 LBS YEAR: ROOKIE ACQ: D3a-19 (77th) COLLEGE: MICHIGAN BORN: 4/19/95

COLLEGE DEFENSIVE STATISTICS

Year	Team	GP	UT	A	TACKLES					MISCELLANEOUS					
					TT	TFL	YDS	S	YDS	PD	FF	FR	INT	YDS	
2015	Michigan	6	2	0	2	0.0	0.0	0.0	0	0	0	0	0	0	0
2016	Michigan	13	11	24	35	9.5	40.0	5.0	29.0	0	1	0	0	0	0
2017	Michigan	13	28	51	79	18.0	72.0	8.0	45.0	0	2	2	0	0	0
2018	Michigan	13	31	38	69	17.0	66.0	5.0	40.0	1	0	1	0	0	0
Totals:		45	72	113	85	11.5	178.0	18.0	114.0	1	3	3	0	0	0



DAMIEN HARRIS



RUNNING BACK

HT: 5-11 | **WT:** 213 | **Born:** 2/11/1997
Exp. (NFL/Patriots): Rookie | **Acq:** D3b-19 (87th)
College: Alabama | **Hometown:** Richmond, Ky.

PRONOUNCED *day-MEE-en*

CAREER TRANSACTIONS

Damien Harris was drafted by the New England Patriots in the third round (87th overall) of the 2019 NFL Draft.

COLLEGE

- Totaled 3,070 career yards to rank eighth all-time at Alabama and make him one of just eight backs in program history to eclipse the 3,000-yard mark.
- Averaged 6.4 yards per carry on 477 carries for his career to set the Alabama all-time career mark (minimum 400 rushes).
- Registered nine 100-yard performances for his career, including two in 2018, to tie for ninth in UA annals.
- Selected to the All-SEC second team by the conference coaches as a senior.
- Accumulated a team-leading 876 yards with nine scores on a team-high 150 carries for an average of 5.8 yards per tote as a senior.
- Alabama's leading rusher for a second consecutive season, finishing with 1,000 yards on only 135 carries, after tallying a team-high 1,037 yards in as a junior in 2017.

EXTRA POINTS

- RB Damien Harris is the 14th player from Alabama to be drafted by the Patriots.
- Earned the role as the Tide's primary tailback in 2016 following the departure of Heisman Trophy winner Derrick Henry. Rushed 146 times for a team-leading 1,037 yards with two rushing scores. Added 14 catches for 99 yards and two touchdowns to average 7.1 yards per catch.

PERSONAL

- Was 2013 Gatorade Kentucky Player of the Year.
- Finished his high school career with the second-most touchdowns in state history (122 total; 113 rushing) and the 11th-most rushing yards (6,748)
- A knee injury limited Harris to 1,474 yards and 23 TDs in seven games during the 2014 season.,
- Rushed for 2,621 yards and 42 touchdowns as a junior in 2013.

PLAYERS

DAMIEN HARRIS STATISTICS

POS: RB HT: 5-11 WT: 213 LBS YEAR: ROOKIE ACQ: D3b-19 (87TH) COLLEGE: ALABAMA BORN: 2/11/97

COLLEGE OFFENSIVE STATISTICS

Year	Team	GP	NO	RUSHING				NO	RECEIVING			
				YDS	AVG	LG	TD		YDS	AVG	LG	TD
2015	Alabama	12	45	157	3.4	41	1	4	13	3.3	8	0
2016	Alabama	15	146	1,037	7.1	73	2	14	99	7.1	56	2
2017	Alabama	14	135	1,000	7.4	75	11	12	91	7.6	17	0
2018	Alabama	15	150	876	5.8	73	9	22	204	9.3	52	0
Total	Alabama	56	477	3,070	6.4	54.8	23	52	407	7.8	56	2



YODNY CAJUSTE



OFFENSIVE LINE

HT: 6-5 | **WT:** 310 | **Born:** 2/21/1996

Exp. (NFL/Patriots): Rookie | **Acq:** D3c-19 (101st)

College: West Virginia | **Hometown:** Miami, Fla.

PRONOUNCED YAHD-nee kuh-JUST

CAREER TRANSACTIONS

Yodny Cajuste was drafted by the New England Patriots in the third round (101st overall) of the 2019 NFL Draft.

COLLEGE

- Three-year starter at tackle, having played in 31 career games and starting 30.
- Started 11 games at left tackle for the Mountaineers, earning Big 12 Conference Co-Offensive lineman of the Year and All-Big 12 Conference First Team (AP, Coaches) as a senior.
- Started 13 games at tackle and saw action on 878 plays, including 836 on offense, as a junior. Named All-Big 12 Second Team.
- Sustained season-ending knee injury against in the season-opener of his sophomore year.

EXTRA POINTS

- OL Yodny Cajuste is the first player from West Virginia to be drafted by the Patriots in the Bill Belichick era.
- Played in seven games with six starts as a redshirt freshman in 2015.

PERSONAL

- Son of Marie Cajuste, and is one of four boys.
- Also played basketball for Miramar High School
- Graduated with a bachelor's degree in multidisciplinary studies.
- Currently pursuing a second degree in communications.

NOTES

- The Patriots have now selected at least one offensive lineman in each of the last six drafts.



HJALTE FROHOLDT



OFFENSIVE LINE

HT: 6-5 | **WT:** 310 | **Born:** 8/20/1996

Exp. (NFL/Patriots): Rookie | **Acq:** D4a-19 (118th)

College: Arkansas | **Hometown:** Bradenton, Fla.

PRONOUNCED YELL-duh FROH-holdt

CAREER TRANSACTIONS

Hjalte Froholdt was drafted by the New England Patriots in the fourth round (118th overall) of the 2019 NFL Draft.

COLLEGE

- Appeared in 47 career games with 37 starts over four seasons at Arkansas.
- Began collegiate career as a defensive lineman before making the switch to offensive line prior to his sophomore season.
- Earned 2018 Second Team All-SEC honors as a senior in 2018.
- Named to the Fall SEC Academic Honor Roll in each of his four seasons at Arkansas.
- Capped his collegiate career with 2,446 snaps on the offensive line, with 1,291 in pass protection, allowing just three sacks, all coming in 2016.

PERSONAL

- Posted 55 tackles, including 12.0 for loss, and 10 sacks during his senior season at IMG Academy in Florida.

EXTRA POINTS

- With the selection of CB Joejuan Williams in the second round and OL Hjalte Froholdt in the fourth round, the Patriots drafted two players that were not born in the US. Williams was born in Toronto, Canada, and Froholdt was born in Svendborg, Denmark.
- Helped IMG Academy finish 10-1 in just its second season of varsity football.
- Also participated in track and field.
- Started playing football competitively in the United States during his sophomore year of high school as a foreign exchange student in Ohio.
- Majored in applied exercise science at Arkansas.

NOTES

- Froholdt is the second Denmark native to ever be drafted in the NFL, joining Pro Football Hall of Fame K Morten Andersen who was drafted by New Orleans in the fourth round of the 1982 draft.



JARRETT STIDHAM



QUARTERBACK

HT: 6-3 | **WT:** 215 | **Born:** 8/8/1996
Exp. (NFL/Patriots): Rookie | **Acq:** D4b-19 (133rd)
College: Auburn | **Hometown:** Stephenville, Texas

PRONOUNCED *STID-um*

CAREER TRANSACTIONS

Jarrett Stidham was drafted by the New England Patriots in the fourth round (133rd overall) of the 2019 NFL Draft.

COLLEGE

- Career totals at Auburn: 470-739 (63.6) for 5,952 yards passing, 36 touchdowns and 11 interceptions.
- Posted five 300-yard passing games at Auburn and 17 200-yard passing games.
- Holds the Auburn record with 162 pass attempts without an interception.
- Team captain as a senior.
- Was a student at McLennan Community College during the fall of 2016.
- Played the 2015 season at Baylor, where he was 75-109 passing for 1,265 yards and 12 TD as a true freshman.

PERSONAL

- Registered career passing totals of 6,516 yards and 80 TD; career rushing of 1,790 yards and 29 scores at Stephenville (Texas) High School.
- Earned all-district honors in basketball and also ran track.
- Received his bachelor's degree from the College of Liberal Arts.

NOTES

- The Patriots drafted QB Jarrett Stidham in the fourth-round of the draft out of Auburn. He is the 46th quarterback to be drafted by the Patriots and the 11th quarterback to be drafted by Bill Belichick with New England.

JARRETT STIDHAM STATISTICS

POS: QB HT: 6-3 WT: 215 LBS YEAR: ROOKIE ACQ: D4b-19 (133RD) COLLEGE: AUBURN BORN: 8/8/96

COLLEGE OFFENSIVE STATISTICS

Year	Team	GP	CMP	ATT	PASSING		INT	LG	ATT	RUSHING		LG
					TD	YDS				YDS	TD	
2015	Baylor	10	75	109	12	1,265	2	81	36	70	2	16
2016	McLennan CC											
2017	Auburn	14	246	370	18	3,158	6	75	103	153	4	24
2018	Auburn	13	224	369	18	2,794	5	76	72	1	3	18
Totals:		37	545	848	48	7,217	13	81	211	224	9	24



BYRON COWART



DEFENSIVE LINE

HT: 6-3 | **WT:** 300 | **Born:** 5/20/1996

Exp. (NFL/Patriots): Rookie | **Acq:** D5a-19 (159th)

College: Maryland | **Hometown:** Tampa, Fla.

PRONOUNCED COW-ert

CAREER TRANSACTIONS

Byron Cowart was drafted by the New England Patriots in the fifth round (159th overall) of the 2019 NFL Draft.

COLLEGE

- Began his collegiate career at Auburn before transferring to Maryland for his senior season.
- Sat out FBS his junior season while enrolled at Hillsborough Community College.
- Started all 12 games on the defensive line as a senior at Maryland and totaled 38 tackles on the season to go with five tackles for loss and two interceptions.

- Played in 10 games at defensive end as a sophomore at Auburn, totaling six tackles.

- As a true freshman in 2015, he was in a rotation at defensive end at Auburn. Played in every game, totaling six tackles.

PERSONAL

- Led the Armwood Hawks to the state championship game as a junior and senior.
- Finished with 185 career tackles and 29 sacks.
- Florida Class 6A player of the year as a senior.
- Was also a basketball and track letterman.

BYRON COWART STATISTICS

POS: DL HT: 6-3 WT: 300 LBS YEAR: ROOKIE ACQ: D5a-19 (159TH) COLLEGE: MARYLAND BORN: 5/20/96

COLLEGE DEFENSIVE STATISTICS

Year	Team	GP	UT	A	TACKLES					MISCELLANEOUS				
					TT	TFL	YDS	S	YDS	PD	FF	FR	INT	YDS
2015	Auburn	13	4	2	6	0.0	0.0	0.0	0.0	0	0	0	0	0
2016	Auburn	10	6	0	6	0.0	0.0	0.0	0.0	0	0	0	0	0
2017	Hillsborough CC													
2018	Maryland	11	16	20	36	5.0	22.0	3.0	22.0	2	1	0	2	13
Totals:		34	26	22	48	5.0	22.0	3.0	22.0	2	1	0	2	13



JAKE BAILEY



HT: 6-2 | **WT:** 205 | **Born:** 6/18/1997
Exp. (NFL/Patriots): Rookie | **Acq:** D5b-19 (163rd)
College: Stanford | **Hometown:** Solana Beach, Calif.

CAREER TRANSACTIONS

Jake Bailey was drafted by the New England Patriots in the fifth round (163rd overall) of the 2019 NFL Draft.

COLLEGE

- Three-time All-Pac-12 honoree – second team (2017, 2018) and honorable mention (2016).
- Two-time Pac-12 All-Academic honorable mention (2017, 2018).
- Finished as Stanford's all-time career leader in punting average (43.81).
- Finished sixth in school history with 185 career punts.
- Finished sixth in school history with 8,105 career punt yards.
- Recorded the longest punt in school history (84 yards) at Cal (12/1/18).
- Totaled 185 punts for 8,105 yards (43.8), 17 touchbacks, 51 fair catches, 76 inside the 20, and 54 of 50+ yards in 52 career games.
- Registered 291 kickoffs for 18,428 yards (63.3) and 173 touchbacks.

PERSONAL

- Played at Santa Fe Christian HS (Calif.) and connected on 12-of-16 field goals – including 54-yarder – as a senior. Also made 26-of-27 extra points.
- Made three field goals of 50 or more yards and 40 touchbacks on 47 kickoffs as a senior
- Averaged 44.1 yards/punt as a senior, including 71-yarder
- Lettered in football, track and field, and soccer and is school record holder in long jump (21-4).
- Full name is Jacob Richard Bailey.
- Majored in science, technology and society (innovation and organization).

NOTES

- Jake Bailey became the ninth punter to be drafted by the Patriots and the second under Bill Belichick, joining P Zoltan Mesko who was drafted in the fifth round out of Michigan in 2010. He is the second punter to be drafted out of Stanford by New England, joining Ken Naber, who was drafted in the eighth-round of the 1981 draft.

JAKE BAILEY STATISTICS

POS: P HT: 6-2 WT: 205 LBS YEAR: ROOKIE ACQ: D5a-19 (163RD) COLLEGE: STANFORD BORN: 6/18/97

COLLEGE KICKING STATISTICS

Year	Team	GP	ATT	YDS	AVG	LG	TB	FC	I20	50+	BLK
2015	Stanford	12	10	347	34.7	56	2	0	6	1	0
2016	Stanford	13	50	2,178	43.5	61	2	9	22	13	0
2017	Stanford	14	57	2,586	45.4	65	3	20	24	20	0
2018	Stanford	13	68	2,996	44.1	84	10	22	24	20	0
Totals:		52	185	8,105	43.8	84	17	51	76	54	0



KEN WEBSTER

DEFENSIVE BACK

HT: 5-11 | **WT:** 202 | **Born:** 6/19/1996

Exp. (NFL/Patriots): Rookie | **Acq:** D7-19 (252nd)

College: Mississippi | **Hometown:** Decatur, Ga.

CAREER TRANSACTIONS

Ken Webster was drafted by the New England Patriots in the seventh round (252nd overall) of the 2019 NFL Draft.

COLLEGE

- Appeared in 47 career games in the secondary for the Rebels and totaled 125 tackles, three interceptions and 22 passes defended.
- Played in 10 games as a senior and posted 33 tackles, two interceptions and six passes defended.
- Played in 10 games as a redshirt junior, starting in five. Ended the season with 29 total tackles, 1.5 TFL and two pass breakups.
- Injured his left knee on the first defensive series of the season opener and missed the remainder of the 2016 season. Awarded a medical redshirt.
- Started every game at cornerback and tied for third on team and eighth among SEC players with 12 passes defended. Totaled 41 tackles, 3.0 TFLs, 11 pass breakups and an interception.

- Played in every game with one start at cornerback as a freshman. Totaled 22 tackles and two pass breakups for the season.

PERSONAL

- Named Class 4A Defensive Player of the Year after collecting 54 tackles, seven interceptions (including one returned for a touchdown) and two forced fumbles as a senior. Also scored three offensive TDs and returned three kicks for scores.
- Led Stockbridge to the 4A state semifinals and was awarded team MVP.
- Son of Latarin Webster and Kay Author Parker.
- Full name is Kendarius DeMaureya Webster.
- Majored in general studies with an emphasis in education, journalism and recreation administration.
- SEC Academic Honor Roll in 2017.

KEN WEBSTER STATISTICS

POS: DB HT: 5-11 WT: 202 LBS YEAR: ROOKIE ACQ: D7-19 (252ND) COLLEGE: MISSISSIPPI BORN: 6/19/96

COLLEGE DEFENSIVE STATISTICS

Year	Team	GP	UT	A	TACKLES					MISCELLANEOUS				
					TT	TFL	YDS	S	YDS	PD	FF	FR	INT	YDS
2014	Mississippi	8	18	4	22	0.0	0.0	0.0	0.0	2	0	0	0	0
2015	Mississippi	12	30	11	41	3.0	NA	0.0	0.0	12	0	0	1	-2
2016	Mississippi	Medical Redshirt												
2017	Mississippi	10	21	8	29	1.5	NA	0.0	0.0	2	0	0	0	0
2018	Mississippi	9	26	7	33	0.0	0.0	0.0	0.0	6	0	0	2	30
Totals;		39	95	30	125	4.5	NA	0.0	0.0	22	0	0	3	28

PATRIOTS 2019 ROOKIE FREE AGENTS



ANDREW BECK

 **TIGHT END**

HT: 6-3 | **WT:** 255 | **Born:** 5/15/1996 |
Exp. (NFL/Patriots): Rookie | **Acq:** FA-19
College: Texas | **Hometown:** Tampa, Fla.

CAREER TRANSACTIONS

Andrew Beck was signed by the New England Patriots as a rookie free agent on May 2, 2019.

COLLEGE

- Appeared in 51 career games with 30 starts and totaled 40 receptions for 440 yards and four touchdowns.
- Named first-team All-Big 12 following redshirt senior season in which he started all 14 games, totaling 28 catches for 281 yards and two touchdowns.
- Redshirted and missed his entire 2017 season due to injury.
- Appeared in all 12 games with three starts as a junior in 2016, making four catches for 82 yards and two touchdowns. Helped block for nation's leading rusher, D'Onta

Foreman, who rushed for 2,028 yards.

- Appeared in all 12 games as a sophomore in 2015 with 10 starts, recording eight receptions for 77 yards.
- Saw action in all 13 games as a true freshman in 2014 at tight end and on special teams, recording two special teams tackles.

PERSONAL

- Selected first-team 8A All-State by Associated Press in 2013 as a linebacker at Plant High School.
- Totaled 110 tackles, seven sacks, three fumble recoveries and one forced fumble, helping Plant to an appearance in the 8A state semifinal as a senior in 2013.
- Father, Chris, is active in the U.S. Army and played soccer and lacrosse at West Point Academy.

PLAYERS



NICK BROSSETTE

 **RUNNING BACK**

HT: 6-0 | **WT:** 212 | **Born:** 3/2/1996
Exp. (NFL/Patriots): Rookie | **Acq:** FA-19
College: Louisiana State | **Hometown:** Baton Rouge, La.

PRONOUNCED bro-SET

CAREER TRANSACTIONS

Nick Brossette was signed by the New England Patriots as a rookie free agent on May 2, 2019.

COLLEGE

- Finished four-year career with 1,345 yards on 286 carries with 14 rushing touchdowns, finishing as 32nd-leading rusher in school history despite only serving as primary running back for senior season.
- Named team captain as senior in 2018, appearing in 13 games with 11 starts and totaling 1,039 yards on 240 carries. Also added 14 receptions for 78 yards.
- Played in 13 games with one start as a junior in 2017, rushing 19 times for 96 yards. Also returned one kickoff 29 yards.
- Appeared in 12 games as a sophomore in 2016 and contributed mostly on special teams with seven special teams

tackles. Rushed 15 times for 145 yards and returned three kickoffs for 57 yards.

- Played in nine games as a true freshman in 2015, rushing 12 times for 65 yards, while contributing mostly on special teams with three tackles, a forced fumble and a fumble recovery.

PERSONAL

- Five-year varsity starter at running back for University High School where he led his team to a state title as a senior in 2014 and rushed for a state title game record 272 yards with three touchdowns in the championship game.
- Holds the Louisiana state record for most rushing touchdowns in a four-year period with 141 total.
- Rushed for over 1,000 yards in all five varsity years, including three straight seasons of 2,000-plus yards.
- Majored in sport administration at LSU.



RYAN DAVIS



WIDE RECEIVER

HT: 5-9 | **WT:** 188 | **Born:** 4/12/1997

Exp. (NFL/Patriots): Rookie | **Acq:** FA-19

College: Auburn | **Hometown:** St. Petersburg, Fla.

CAREER TRANSACTIONS

Ryan Davis was signed by the New England Patriots as a rookie free agent on May 2, 2019.

COLLEGE

- Appeared in 48 career games over four years and finished his career as Auburn's all-time career reception leader with 178 catches for 1,555 yards and seven touchdowns.
- Appeared in 13 games as a senior in 2018, making 69 catches for 546 yards and a touchdown. Also returned 22 punts for 217 yards.
- Played in 14 games and set Auburn single-season record for receptions with 84 for 815 yards and five touchdowns as a junior in 2017. Finished second in SEC with 6.0 receptions per game.

- Appeared in 13 games as a sophomore in 2016 and made 25 catches for 194 yards and a touchdown.
- Played in eight games as a true freshman in 2015, rushing twice for 20 yards.

PERSONAL

- Played quarterback at Lakewood High and finished career with the Pinellas County career passing record of 6,760 yards.
- Led Lakewood to back-to-back 10-win seasons and as a senior passed for 2,140 yards with 18 touchdowns, while adding 1,233 yards rushing and 17 touchdowns on the ground.



MALIK GANT



DEFENSIVE BACK

HT: 6-2 | **WT:** 203 | **Born:** 5/29/1997

Exp. (NFL/Patriots): Rookie | **Acq:** FA-19

College: Marshall | **Hometown:** Washington, D.C.

PRONOUNCED mah-LEEK

CAREER TRANSACTIONS

Malik Gant was signed by the New England Patriots as a rookie free agent on May 2, 2019.

COLLEGE

- Appeared in 13 games in 2018 as a redshirt junior and made 95 tackles while adding two interceptions and eight passes defended.
- Played in 12 games with 10 starts as a redshirt sophomore in 2017 and had a breakout season, finishing with 100 tackles and five passes defended.

- Appeared in all 12 games as a reserve safety as a redshirt freshman in 2016 and made six tackles.
- Redshirted his freshman season in 2015

PERSONAL

- Starred at safety and cornerback at Woodson High School in Washington D.C., the same high school that produced former NFL quarterback Byron Leftwich.
- Also competed in track and field in high school.



TYLER GAUTHIER



OFFENSIVE LINE

HT: 6-5 | **WT:** 305 | **Born:** 6/29/1997

Exp. (NFL/Patriots): Rookie | **Acq:** FA-19

College: Miami (Fla.) | **Hometown:** Venice, Fla.

PRONOUNCED GOTH-year

CAREER TRANSACTIONS

Tyler Gauthier was signed by the New England Patriots as a rookie free agent on May 2, 2019.

COLLEGE

- Three-year starter at center and guard, finishing career with 29 straight starts over final three seasons, with 25 straight at center.
- Started all 13 games at center as a senior in 2018 as part of an offensive line that helped lead the Hurricanes offense to three 200-yard rushing performances.
- Started all 13 games at center as a junior in 2017, earning All-ACC Honorable Mention recognition.

- Started final four games of sophomore season at left guard in 2016. Made first start of his career at guard in a win at Virginia on Nov. 12, blocking for a ground game that finished with 222 yards.

- Saw playing time as a reserve offensive lineman in four games as a true freshman in 2015.

PERSONAL

- Earned First Team All-State honors at Venice High School, helping team to Regional semifinals.
- Gauthier, Patriots wide receiver Braxton Berrios and linebacker Trent Harris were all roommates for a year at Miami.



TEREZ HALL



LINEBACKER

HT: 6-2 | **WT:** 235 | **Born:** 11/18/1996

Exp. (NFL/Patriots): Rookie | **Acq:** FA-19

College: Missouri | **Hometown:** Lithonia, Ga.

CAREER TRANSACTIONS

Terez Hall was signed by the New England Patriots as a rookie free agent on May 2, 2019.

COLLEGE

- Appeared in 48 games over four seasons, finishing his career with 186 tackles, six sacks, an interception and a forced fumble.
- Named a senior captain in 2018, playing in all 13 games and making 74 tackles and a team-high five sacks.
- Played in all 13 games and finished with 85 tackles, in-

cluding 12 for loss, while adding a sack and three passes defended as a junior in 2017. Earned team Outstanding Underclassman Leadership Award.

- Played in 10 games in 2016 as a sophomore and posted 20 tackles.
- Saw action in 12 games as a true freshman in 2015, primarily on special teams, and finished with seven tackles defensively.

PERSONAL

- Majored in Hospitality Management at Missouri.



JAKOBI MEYERS



WIDE RECEIVER

HT: 6-2 | **WT:** 200 | **Born:** 11/9/1996

Exp. (NFL/Patriots): Rookie | **Acq:** FA-19

College: North Carolina State | **Hometown:** Lithonia, Ga.

CAREER TRANSACTIONS

Jakobi Meyers was signed by the New England Patriots as a rookie free agent on May 2, 2019.

COLLEGE


- Appeared in 31 games over three seasons and finished his career with 168 receptions for 1,932 yards and nine touchdowns.
- Appeared in 12 games a redshirt junior in 2018 and hauled in 92 passes for 1,047 yards and four touchdowns.
- Played in 12 games as a redshirt sophomore in 2017 and totaled 63 receptions for 727 yards and five touchdowns.

- Converted to wide receiver as a redshirt freshman in 2016 and appeared in seven games, making 13 catches for 158 yards.

- Redshirted his freshman year in 2015 as a quarterback.

PERSONAL

- Played quarterback at Arabia Mountain High School, as well as basketball and baseball.
- From same hometown (Lithonia, Ga.) as fellow Patriots rookie Terez Hall.
- Majored in Sport Management at North Carolina State.



GUNNER OLSZEWSKI



WIDE RECEIVER

HT: 6-0 | **WT:** 190 | **Born:** 11/26/1996

Exp. (NFL/Patriots): Rookie | **Acq:** FA-19

College: Bemidji State | **Hometown:** Alvin, Texas

PRONOUNCED O-sheh-ski

CAREER TRANSACTIONS

Gunner Olszewski was signed by the New England Patriots as a rookie free agent on May 23, 2019.

COLLEGE

- Invited to New England's rookie mini camp following a workout at the University of Minnesota Pro Day.
- Played defensive back throughout college career before making the switch to wide receiver in pursuit of an NFL career.
- Named Northern Sun Intercollegiate Conference (NSIC) Defensive Player of the Year and voted BSU's Defensive and Special Teams MVP following his senior season in 2018, totaling 63 tackles, three interceptions and four pass breakups. Also returned 16 punts for 269 yards.
- Played in all 11 games as a junior in 2017 and was named NSIC North Division All-Conference First Team Defense after making 67 tackles, a sack, one interception and a

team-leading seven pass break-ups.

- Appeared in 11 games and totaled 95 tackles, three interceptions and 10 pass break-ups as a sophomore in 2016. Broke the Bemidji State University record for punt returns (7) and punt return yards (194) in a game vs. Minnesota Crookston on Nov. 12 and was named NSIC Special Teams Player of the Week.
- Played in all 11 games and was named NSIC Newcomer of the Year after posting 85 tackles, five pass break-ups, a forced fumble and seven interceptions as a true freshman in 2015. Also returned 24 punts for 209 yards.

PERSONAL

- Father, Eric, played minor league baseball as a pitcher for the Atlanta Braves organization.
- Earned varsity letters in both football and baseball at Alvin High School (Texas).
- Holds his high school's record for tackles in a season (150) as well as career tackles (270) and career interceptions (7).



D'ANGELO ROSS

DEFENSIVE BACK

HT: 5-9 | **WT:** 190 | **Born:** 10/29/1996

Exp. (NFL/Patriots): Rookie | **Acq:** FA-19

College: New Mexico | **Hometown:** La Puente, Calif.

CAREER TRANSACTIONS

D'Angelo Ross was signed by the New England Patriots as a rookie free agent on May 2, 2019.

COLLEGE

- Appeared in 23 games over his junior and senior seasons at New Mexico after transferring from Fullerton College (Calif.)
- Played in all 12 games a senior in 2018 and made 57 tackles, one interception, a forced fumble and broke up six passes.
- Played in all 12 games a junior in 2017, starting 11 at cornerback, and made 28 tackles and leading the team with 11 passes defended.

- Named First Team All-SCFA National Division in junior college at Fullerton College. Recorded 45 tackles, 15 pass breakups and made six interceptions as a sophomore. Helped lead team to California Junior College Championship.

PERSONAL

- Full name is D'Angelo Julius Skyler Ross.
- Graduated with a degree in business administration in December 2018.
- Son of Daniel and Wendy Ross and is one of five children.
- Has two brothers - D.J. and Eddie and two sisters - Natasha and Kimberlee.



TYREE ST. LOUIS

OFFENSIVE LINE

HT: 6-5 | **WT:** 315 | **Born:** 8/5/1997

Exp. (NFL/Patriots): Rookie | **Acq:** FA-19

College: Miami (Fla.) | **Hometown:** Tampa, Fla.

PRONOUNCED tie-REE CAREER TRANSACTIONS

Tyree St. Louis was signed by the New England Patriots as a rookie free agent on May 2, 2019.

COLLEGE

- Ended career at Miami on streak of 34-straight starts on offensive line, with last 13 starts coming at left tackle.
- Started all 13 games at left tackle as a senior in 2018, earning All-ACC Honorable Mention recognition.
- Started all 13 games at right tackle as a junior in 2017, paving the way for an offense that rushed for over 200 yards as a team four times.
- Started the final eight games of the season at right tackle

for an offense that averaged 425.9 yards per game as a sophomore in 2016.

- Saw action largely on special teams during freshman season in 2015.

PERSONAL

- Ranked as ninth-best offensive lineman in the state of Florida by ESPN.com coming out of IMG Academy.
- Honored as MVP of the offensive line group at the Rivals Camp Series in Orlando, Fla. following his senior season of high school.
- Was linemates with fellow Patriots rookie free agent Tyler Gauthier while at University of Miami, where they started all 13 games of their senior seasons together.



THE HOME OF THE PATS



PRE GAME 3 HOURS BEFORE KICKOFF

**POST GAME REACTION FOR 3 HOURS
AFTER EVERY GAME**

Official **Flagship Station** of the **Safety Insurance Patriots Radio Network**

Listen Live  *at 985TheSportsHub.com*
or on The Sports Hub App

New England Patriots trademarks, including the Patriots logo, are the property of New England Patriots LLC, and are used pursuant to a licensing agreement with New England Patriots LLC.

2018 SEASON IN REVIEW



2018 REGULAR SEASON FINAL STATISTICS (11-5)

HEAD COACH: BILL BELICHICK • AFC EAST DIVISION CHAMPIONS • HOME STADIUM: GILLETTE STADIUM

Date	W/L	Score	Opp.	Att.
09/09	W	27-20	Houston	65,878
09/16	L	20-31	at Jacksonville	68,527
09/23	L	10-26	at Detroit	61,769
09/30	W	38-7	Miami	65,878
10/04	W	38-24	Indianapolis	65,878
10/14	W	43-40	Kansas City	65,878
10/21	W	38-31	at Chicago	62,389
10/29	W	25-6	at Buffalo	70,109
11/04	W	31-17	Green Bay	65,878
11/11	L	10-34	at Tennessee	69,363
11/18			BYE WEEK	
11/25	W	27-13	at N.Y. Jets	77,982
12/02	W	24-10	Minnesota	65,878
12/09	L	33-34	at Miami	66,087
12/16	L	10-17	at Pittsburgh	65,280
12/23	W	24-12	Buffalo	65,878
12/30	W	38-3	N.Y. Jets	65,878

AFC PLAYOFFS

01/13	W	41-28	L.A. Chargers	65,878
01/20	W	37-31	at Kansas City OT	77,034
02/03	W	13-3	L.A. Rams	70,081

SUPER BOWL LIII (at Atlanta, Ga.)

02/03	W	13-3	L.A. Rams	70,081
-------	---	------	-----------	--------

TEAM STATISTICS	PATS	OPP
Total First Downs	365	322
Rushing	131	93
Passing	206	208
Penalty	28	21
3rd Down: Made/Att	82/201	76/197
3rd Down Pct.	40.8	38.6
4th Down: Made/Att	7/14	6/16
4th Down Pct.	50.0	37.5

Possession Avg.	31:05	28:55
Total Net Yards	6295	5746
Avg. Per Game	393.4	359.1
Total Plays	1073	1002
Avg. Per Play	5.9	5.7

Net Yards Rushing	2037	1803
Avg. Per Game	127.3	112.7
Total Rushes	478	367

Net Yards Passing	4528	3943
Avg. Per Game	266.1	246.4
Sacked/Yards Lost	21/147	30/238
Gross Yards	4405	4181
Attempts/Completions	574/378	605/370
Completion Pct.	65.9	61.2
Had Intercepted	11	18

Punts/Average	64/45.1	71/40.8
Net Punting Avg.	64/39.5	71/37.2
Penalties/Yards	93/744	91/838
Fumbles/Ball Lost	11/7	20/10

Touchdowns	51	36
Rushing	18	7
Passing	29	29
Returns	4	0

SCORE BY PERIODS	1	2	3	4	OT	TOTAL
Patriots	88	157	74	117	0	436
Opponents	80	81	80	84	0	325

SCORING	TD	Ru	Pa	Rt	PAT	FG	S	TP
Gostkowski	0	0	0	0	49/50	27/32	0	130
White	12	5	7	0	0/0	0/0	0	72
Edelman	6	0	6	0	0/0	0/0	0	36
Michel	6	6	0	0	0/0	0/0	0	36
C. Patterson	5	1	3	1	0/0	0/0	0	30
Develin	4	4	0	0	0/0	0/0	0	24
Dorsett	3	0	3	0	0/0	0/0	0	18
Gordon	3	0	3	0	0/0	0/0	0	18
Gronkowski	3	0	3	0	0/0	0/0	0	18
Hogan	3	0	3	0	0/0	0/0	0	18
Brady	2	2	0	0	0/0	0/0	0	12
Van Noy	2	0	2	0	0/0	0/0	0	12
Burkhead	1	0	1	0	0/0	0/0	0	6
D. McCourty	1	0	1	0	0/0	0/0	0	6
Patriots	51	18	29	4	49/50	27/32	0	436
Opponents	36	7	29	0	34/34	25/29	0	325

2-Pt. Conversions: TM 0-1, Opponents 0-1.

RUSHING	NO	YDS	AVG	LG	TD
Michel	209	931	4.5	34	6
White	94	425	4.5	27	5
C. Patterson	42	228	5.4	27	1
Burkhead	57	186	3.3	12	0
Edelman	9	107	11.9	20	0
Barner	19	71	3.7	11	0
Brady	23	35	1.5	10	2
Dorsett	4	29	7.3	17	0
Hill	4	25	6.3	11	0
Develin	6	8	1.3	2	4
Hoyer	11	-8	-0.7	2	0
Patriots	478	2037	4.3	34	18
Opponents	367	1803	4.9	54	7

RECEIVING	NO	YDS	AVG	LG	TD
White	87	751	8.6	42	7
Edelman	74	850	11.5	36	6
Gronkowski	47	682	14.5	42	3
Gordon	40	720	18.0	55	3
Hogan	35	532	15.2	63	3
Dorsett	32	290	9.1	20	3
C. Patterson	21	247	11.8	55	3
Burkhead	14	131	9.4	25	1
Develin	12	61	5.1	11	0
Michel	7	50	7.1	13	0
J. Hollister	4	52	13.0	23	0
D. Allen	3	27	9.0	21	0
Brady	1	6	6.0	6	0
Hill	1	6	6.0	6	0
Patriots	378	4405	11.7	63	29
Opponents	370	4181	11.3	75	29

INTERCEPTIONS	NO	YDS	AVG	LG	TD
Harmon	4	0	0.0	0	0
J. Jones	3	34	11.3	28	0
Jackson	3	9	3.0	9	0
Gilmore	2	0	0.0	0	0
D. McCourty	1	84	84.0	84	1
Hightower	1	27	27.0	27	0
Chung	1	2	2.0	2	0
Bentley	1	0	0.0	0	0
J. McCourty	1	0	0.0	0	0
Van Noy	1	0	0.0	0	0
Patriots	18	156	8.7	84	1
Opponents	11	67	6.1	19	0

PUNTING	NO	YDS	AVG	NET	TB	IN	LG	BLK
R. Allen	64	2885	45.1	39.5	5	21	66	0
Patriots	64	2885	45.1	39.5	5	21	66	0
Opponents	71	2899	40.8	37.2	3	19	57	2

PUNT RETURNS	NO	FC	YDS	AVG	LG	TD
Edelman	20	11	154	7.7	25	0
C. Jones	5	1	45	9.0	24	0
McCarroll	1	3	0	0.0	0	0
Patriots	26	15	199	7.7	25	0
Opponents	25	8	255	10.2	33	0

KICK RETURNS	NO	YDS	AVG	LG	TD
C. Patterson	23	663	28.8	95	1
Michel	4	77	19.3	26	0
Develin	1	15	15.0	15	0
Patriots	28	755	27.9	95	1
Opponents	42	1034	24.6	97	0

SACKS: T. Flowers 7.5, Wise 4.5, Van Noy 3.5, Butler 3.0, Clayborn 2.5, Simon 2.0, J. Jones 1.5, Gilmore 1.0, Guy 1.0, Hightower 1.0, Rivers 1.0, Roberts 1.0, Chung 0.5
Patriots 30.0, Opponents 21.0

PASSING	ATT	CMP	YARDS	CMP%	YDS/ATT	TD	TD%	INT	INT%	LG	SK/YDS	RATING
Brady	570	375	4355	65.8	7.64	29	5.1	11	1.9	63	21/147	97.8
Edelman	2	2	43	100.0	21.50	0	0.0	0	0.0	37	0/0	118.8
Hoyer	2	1	7	50.0	3.50	0	0.0	0	0.0	7	0/0	58.3
Patriots	574	378	4405	65.9	7.67	29	5.1	11	1.9	63	21/147	97.8
Opponents	605	370	4181	61.2	6.91	29	4.8	18	3.0	75	30/238	85.4

FIELD GOALS	1-19	20-29	30-39	40-49	50+
Gostkowski	0/0	11/11	10/10	4/6	2/5
Patriots	0/0	11/11	10/10	4/6	2/5
Opponents	0/0	4/4	10/12	8/10	3/3

GOSTKOWSKI: (39G, 35G) (54N, 29G, 46G) (36G) (20G) (45G) (48G, 24G, 39G, 50G, 28G) (29G) (25G, 40G, 38G, 50N, 25G) (28G) (52G, 52N) (34G, 32G) (20G, 48N) (42N, 32G, 22G) (33G) (24G) (38G)

OPPONENTS: (42G, 36G) (28G) (38G, 25G, 32G, 30G) (1) (38N, 54G) (42G, 43G, 24G, 30G) (46G) (47G, 51G) (29G) (33G, 31G) (55G, 38G) (48N, 39G) (1) (32N, 44G) (43N, 35G, 41G) (40G)

STARTERS

Offense: WR Josh Gordon (11), Chris Hogan (3), Cordarrelle Patterson (1), Phillip Dorsett (1); LT Trent Brown (16); LG Joe Thuney (16); C David Andrews (16); RG Shaq Mason (14), Ted Karras (2); RT Marcus Cannon (13), LaAdrian Waddle (3); TE Rob Gronkowski (11), Dwayne Allen (5); 2nd WR Julian Edelman (12), Phillip Dorsett (1); QB Tom Brady (16); RB Sony Michel (8), Rex Burkhead (4), James White (3), Cordarrelle Patterson (1); 2nd TE Dwayne Allen (2); FB James Develin (9); 3rd WR Chris Hogan (4), Cordarrelle Patterson (3); 3rd TE Jacob Hollister (1).

Defense: LE Trey Flowers (15), Ja'Whaun Bentley (1); DT Lawrence Guy (15), Deatrich Wise Jr. (1); DT Malcolm Brown (14), Danny Shelton (1), Deatrich Wise Jr. (1); RE Keionta Davis (3), Deatrich Wise Jr. (3), Adrian Clayborn (1), John Simon (1); LB Dont'a Hightower (13), Ja'Whaun Bentley (2), Elandon Roberts (1); LB Kyle Van Noy (8), Dont'a Hightower (1), Elandon Roberts (6), Noy (5); 2nd LB Kyle Van Noy (8), Elandon Roberts (3); LB Elandon Roberts (1), John Simon (1); DB Jonathan Jones (5), Duron Harmon (4), J.C. Jackson (3); LCB Jason McCourty (12), J.C. Jackson (2), Eric Rowe (2); RCB Stephon Gilmore (16); S Patrick Chung (14), Duron Harmon (2); S Devin McCourty (16).

2018 Coaching Staff: Cameron Achord, Assistant Special Teams; Steve Belichick, Safeties; Josh Boyer, Cornerbacks; Moses Cabrera, Head Strength and Conditioning; Nick Caley, Tight Ends; Brendan Daly, Defensive Line; Ivan Fears, Running Backs; Brian Flores, Linebackers; Joe Judge, Special Teams; Deron Mayo, Assistant Strength and Conditioning; Josh McDaniels, Offensive Coordinator/Quarterbacks; Chad O'Shea, Wide Receivers; Dante Scarnecchia, Offensive Line; Jerry Schuplinski, Assistant Quarterbacks.

Pro Bowl (2): Tom Brady (14), Stephon Gilmore (2).

2018 FINAL REGULAR-SEASON DEFENSIVE STATISTICS

NAME	TACKLES			SACKS			INTERCEPTIONS				FUMBLES				SPECIAL TEAMS				
	TT	UT	A	S	Yds	QH	Int	Yds	TD	PD	FF	FR	Yds	TD	TT	UT	A	FF	FR
Kyle Van Noy	89	54	35	3.5	28.0	10	1	0	0	2	1	2	46	1	3	1	2	0	0
Patrick Chung	81	51	30	0.5	5.0	2	1	2	0	3	0	1	0	0	3	1	2	0	0
Devin McCourty	77	55	22	0.0	0.0	0	1	84	1	4	1	2	14	0	5	4	1	0	0
Jason McCourty	68	53	15	0.0	0.0	0	1	0	0	10	1	0	0	0	2	1	1	0	0
Elandon Roberts	63	30	33	1.0	7.0	2	0	0	0	4	0	0	0	0	2	1	1	0	0
Lawrence Guy	59	25	34	1.0	9.0	11	0	0	0	0	1	0	0	0	0	0	0	0	0
Trey Flowers	57	32	25	7.5	59.0	20	0	0	0	2	3	0	0	0	0	0	0	0	0
Jonathan Jones	50	39	11	1.5	11.0	3	3	34	0	7	1	0	0	0	6	5	1	0	0
Dont'a Hightower	48	24	24	1.0	9.0	6	1	27	0	1	0	1	0	0	0	0	0	0	0
Stephon Gilmore	45	40	5	1.0	7.0	1	2	0	0	20	2	1	0	0	0	0	0	0	0
Malcom Brown	39	19	20	0.0	0.0	1	0	0	0	0	0	1	0	0	0	0	0	0	0
Duron Harmon	38	32	6	0.0	0.0	1	4	0	0	4	0	1	4	0	0	0	0	0	0
Deatrich Wise Jr.	30	15	15	4.5	25.5	16	0	0	0	0	0	0	0	0	0	0	0	0	0
J.C. Jackson	24	22	2	0.0	0.0	0	3	9	0	6	0	0	0	0	0	0	0	0	0
Danny Shelton	21	10	11	0.0	0.0	1	0	0	0	0	0	0	0	0	0	0	0	0	0
John Simon	17	8	9	2.0	18.0	3	0	0	0	0	0	0	0	0	0	0	0	0	0
Adam Butler	17	8	9	3.0	22.0	4	0	0	0	2	1	0	0	0	0	0	0	0	0
Ja'Whaun Bentley	13	8	5	0.0	0.0	1	1	0	0	1	0	0	0	0	1	1	0	0	0
Adrian Clayborn	11	9	2	2.5	26.5	13	0	0	0	0	1	0	0	0	0	0	0	0	0
Eric Rowe	10	9	1	0.0	0.0	0	0	0	0	1	0	0	0	0	0	0	0	0	0
Keion Crossen	7	7	0	0.0	0.0	0	0	0	0	0	0	0	0	0	7	7	0	0	0
Keionta Davis	6	5	1	0.0	0.0	2	0	0	0	0	0	0	0	0	0	0	0	0	0
Nicholas Grigsby	4	3	1	0.0	0.0	1	0	0	0	0	0	0	0	0	6	4	2	0	0
Derek Rivers	2	2	0	1.0	10.0	2	0	0	0	0	0	0	0	0	0	0	0	0	0
Cyrus Jones	1	0	1	0.0	0.0	0	0	0	0	0	0	0	0	0	0	0	0	0	0
Obi Melifonwu	1	1	0	0.0	0.0	0	0	0	0	0	0	0	0	0	2	2	0	0	0
Ufomba Kamalu	1	0	1	0.0	0.0	0	0	0	0	0	0	0	0	0	0	0	0	0	0
Albert McClellan	1	1	0	0.0	0.0	0	0	0	0	0	0	1	0	0	3	0	3	0	0
Brandon King	0	0	0	0.0	0.0	0	0	0	0	0	0	0	0	0	12	7	5	0	0
Joe Cardona	0	0	0	0.0	0.0	0	0	0	0	0	0	0	0	0	1	1	0	0	0
James Develin	0	0	0	0.0	0.0	0	0	0	0	0	0	0	0	0	4	2	2	1	0
Chris Hogan	0	0	0	0.0	0.0	0	0	0	0	0	0	0	0	0	1	1	0	0	0
Nate Ebner	0	0	0	0.0	0.0	0	0	0	0	0	0	0	0	0	13	4	9	0	0
Cordarrelle Patterson	0	0	0	0.0	0.0	0	0	0	0	0	0	0	0	0	1	1	0	1	0
Dwayne Allen	0	0	0	0.0	0.0	0	0	0	0	0	0	0	0	0	1	1	0	0	0
Ryan Allen	0	0	0	0.0	0.0	0	0	0	0	0	0	0	0	0	1	0	1	0	0
Matthew Slater	0	0	0	0.0	0.0	0	0	0	0	0	0	0	0	0	11	7	4	0	0
Jacob Hollister	0	0	0	0.0	0.0	0	0	0	0	0	0	0	0	0	1	1	0	0	0
Rex Burkhead	0	0	0	0.0	0.0	0	0	0	0	0	0	0	0	0	2	1	1	0	0
Geneo Grissom	0	0	0	0.0	0.0	0	0	0	0	0	0	0	0	0	1	0	1	0	0
TOTALS	880	562	318	30.0	238.0	95	18	156	1	67	12	10	64	1	89	52	37	2	0

2018
SEASON

2018 MISCELLANEOUS STATISTICS

FUMBLES - LOST (11-7)

Player	No.	Lost	Own Rec.	O.B.
David Andrews	0	0	2	0
Tom Brady	4	2	0	0
Rex Burkhead	2	1	0	0
Julian Edelman	1	0	1	0
Rob Gronkowski	1	1	0	0
Chris Hogan	0	0	1	0
Riley McCarron	1	1	0	0
Sony Michel	1	1	0	0
Cordarrelle Patterson	1	1	0	0
Totals	11	7	4	0

MISC. OFFENSIVE STATS

Player	Tkl	Ast	FF	FR
Tom Brady	1	0	0	0
Rex Burkhead	1	0	0	0
Marcus Cannon	1	0	0	0
James Develin	2	0	0	0
Phillip Dorsett	1	0	0	0
Julian Edelman	3	1	0	0
Rob Gronkowski	1	1	0	0
Chris Hogan	1	0	0	0
Sony Michel	2	0	0	0
C. Patterson	1	0	0	0
LaAdrian Waddle	1	0	0	0
James White	1	0	0	0
Totals	16	2	0	0

BLOCKED KICKS

Player	XP	FG	P
Dont'a Hightower	0	0	1
Albert McClellan	0	0	1
Totals	0	0	2

2018 FINAL POSTSEASON STATISTICS

Date	W/L	Score	Opp.	Att.
01/13	W	41-28	L.A. Chargers	65,878
01/20	W	37-31	at Kansas City OT	77,034
02/03	W	13-3	L.A. Rams	77,081

SCORING	TD	Ru	Pa	Rt	PAT	FG	S	TP
Michel	6	6	0	0	0/0	0/0	0	36
Gostkowski	0	0	0	0	10/10	5/6	0	25
Burkhead	3	3	0	0	0/0	0/0	0	18
Dorsett	2	0	2	0	0/0	0/0	0	12
Patriots	11	9	2	0	10/10	5/6	0	91
Opponents	8	2	6	0	6/6	2/3	0	62

PUNTING	NO	YDS	AVG	NET	TB	IN	LG	BLK
Allen	11	463	42.1	38.4	2	6	53	0
Patriots	11	463	42.1	38.4	2	6	53	0
Opponents	20	871	43.6	39.7	0	7	65	0

TEAM STATISTICS	PATS	OPP
Total First Downs	88	54
Rushing	31	7
Passing	50	38
Penalty	7	9

RUSHING	NO	YDS	AVG	LG	TD
Michel	71	336	4.7	40	6
Burkhead	23	96	4.2	26	3
White	8	27	3.4	9	0
Edelman	2	15	7.5	8	0
C. Patterson	3	10	3.3	6	0
Develin	2	5	2.5	3	0
Brady	5	-4	-0.8	0	0
Patriots	114	485	4.3	40	9
Opponents	40	122	3.1	16	2

PUNT RETURNS	NO	FC	YDS	AVG	LG	TD
Edelman	10	3	77	7.7	16	0
Patriots	10	3	77	7.7	16	0
Opponents	4	1	1	0.3	13	0

3rd Down: Made/Att	23/45
3rd Down Pct.	51.1
4th Down: Made/Att	2/4
4th Down Pct.	50.0

RECEIVING	NO	YDS	AVG	LG	TD
Edelman	26	388	14.9	35	0
White	20	151	7.6	30	0
Gronkowski	13	191	14.7	29	0
Hogan	8	58	7.3	11	0
Burkhead	7	45	6.4	8	0
Dorsett	5	70	14.0	29t	2
C. Patterson	4	32	8.0	15	0
Develin	1	9	9.0	9	0
Michel	1	9	9.0	9	0
Patriots	85	953	11.2	35	2
Opponents	60	855	14.3	54	6

KICK RETURNS	NO	YDS	AVG	LG	TD
C. Patterson	5	141	28.2	38	0
Develin	2	2	1.0	2	0
Patriots	7	143	20.4	38	0
Opponents	12	267	22.3	29	0

Possession Avg.	37:29
Total Net Yards	1429
Avg. Per Game	476.3
Total Plays	240
Avg. Per Play	6.0

INTERCEPTIONS	NO	YDS	AVG	LG	TD
Gilmore	2	0	0.0	0	0
Patriots	2	0	0.0	0	0
Opponents	3	24	8.0	24	0

FIELD GOALS	1-19	20-29	30-39	40-49	50+
Gostkowski	0/0	1/1	1/1	3/4	0/0
Patriots	0/0	1/1	1/1	3/4	0/0
Opponents	0/0	0/0	1/1	0/1	1/1

Net Yards Rushing	485
Avg. Per Game	161.7
Total Rushes	114
Avg. Per Rush	4.3

RECEIVING	NO	YDS	AVG	LG	TD
Edelman	26	388	14.9	35	0
White	20	151	7.6	30	0
Gronkowski	13	191	14.7	29	0
Hogan	8	58	7.3	11	0
Burkhead	7	45	6.4	8	0
Dorsett	5	70	14.0	29t	2
C. Patterson	4	32	8.0	15	0
Develin	1	9	9.0	9	0
Michel	1	9	9.0	9	0
Patriots	85	953	11.2	35	2
Opponents	60	855	14.3	54	6

FIELD GOALS	1-19	20-29	30-39	40-49	50+
Gostkowski	0/0	1/1	1/1	3/4	0/0
Patriots	0/0	1/1	1/1	3/4	0/0
Opponents	0/0	0/0	1/1	0/1	1/1

Net Yards Passing	944
Avg. Per Game	314.7
Sacked/Yards Lost	1/9
Gross Yards	953
Attempts/Completions	125/85
Completion Pct.	68.0
Had Intercepted	3

RECEIVING	NO	YDS	AVG	LG	TD
Edelman	26	388	14.9	35	0
White	20	151	7.6	30	0
Gronkowski	13	191	14.7	29	0
Hogan	8	58	7.3	11	0
Burkhead	7	45	6.4	8	0
Dorsett	5	70	14.0	29t	2
C. Patterson	4	32	8.0	15	0
Develin	1	9	9.0	9	0
Michel	1	9	9.0	9	0
Patriots	85	953	11.2	35	2
Opponents	60	855	14.3	54	6

FIELD GOALS	1-19	20-29	30-39	40-49	50+
Gostkowski	0/0	1/1	1/1	3/4	0/0
Patriots	0/0	1/1	1/1	3/4	0/0
Opponents	0/0	0/0	1/1	0/1	1/1

Punts/Average	11/42.1
Net Punting Yards	113/4.8
Penalties/Yards	18/156
Fumbles/Ball Lost	1/0
Touchdowns	11
Rushing	9
Passing	2
Returns	0

RECEIVING	NO	YDS	AVG	LG	TD
Edelman	26	388	14.9	35	0
White	20	151	7.6	30	0
Gronkowski	13	191	14.7	29	0
Hogan	8	58	7.3	11	0
Burkhead	7	45	6.4	8	0
Dorsett	5	70	14.0	29t	2
C. Patterson	4	32	8.0	15	0
Develin	1	9	9.0	9	0
Michel	1	9	9.0	9	0
Patriots	85	953	11.2	35	2
Opponents	60	855	14.3	54	6

FIELD GOALS	1-19	20-29	30-39	40-49	50+
Gostkowski	0/0	1/1	1/1	3/4	0/0
Patriots	0/0	1/1	1/1	3/4	0/0
Opponents	0/0	0/0	1/1	0/1	1/1

Net Punting Yards	113/4.8
Penalties/Yards	18/156
Fumbles/Ball Lost	1/0
Touchdowns	11
Rushing	9
Passing	2
Returns	0

RECEIVING	NO	YDS	AVG	LG	TD
Edelman	26	388	14.9	35	0
White	20	151	7.6	30	0
Gronkowski	13	191	14.7	29	0
Hogan	8	58	7.3	11	0
Burkhead	7	45	6.4	8	0
Dorsett	5	70	14.0	29t	2
C. Patterson	4	32	8.0	15	0
Develin	1	9	9.0	9	0
Michel	1	9	9.0	9	0
Patriots	85	953	11.2	35	2
Opponents	60	855	14.3	54	6

FIELD GOALS	1-19	20-29	30-39	40-49	50+
Gostkowski	0/0	1/1	1/1	3/4	0/0
Patriots	0/0	1/1	1/1	3/4	0/0
Opponents	0/0	0/0	1/1	0/1	1/1

Net Punting Yards	113/4.8
Penalties/Yards	18/156
Fumbles/Ball Lost	1/0
Touchdowns	11
Rushing	9
Passing	2
Returns	0

RECEIVING	NO	YDS	AVG	LG	TD
Edelman	26	388	14.9	35	0
White	20	151	7.6	30	0
Gronkowski	13	191	14.7	29	0
Hogan	8	58	7.3	11	0
Burkhead	7	45	6.4	8	0
Dorsett	5	70	14.0	29t	2
C. Patterson	4	32	8.0	15	0
Develin	1	9	9.0	9	0
Michel	1	9	9.0	9	0
Patriots	85	953	11.2	35	2
Opponents	60	855	14.3	54	6

FIELD GOALS	1-19	20-29	30-39	40-49	50+
Gostkowski	0/0	1/1	1/1	3/4	0/0
Patriots	0/0	1/1	1/1	3/4	0/0
Opponents	0/0	0/0	1/1	0/1	1/1

SCORE BY PERIODS	1	2	3	4	OT	TOTAL
Patriots	21	31	6	27	6	91
Opponents	7	0	17	38	0	62

PASSING	ATT	CMP	YARDS	CMP%	YDS/ATT	TD	TD%	INT	INT%	LG	SK/YDS	RATING
Brady	125	85	953	68.0	7.62	2	1.6	3	2.4	35	1/9	85.9
Patriots	125	85	953	68.0	7.62	2	1.6	3	2.4	35	1/9	85.9
Opponents	120	60	855	50.0	7.13	6	5.0	2				

2018 GAME-BY-GAME TEAM OFFENSE

DATE	OPPONENT	FIRST DOWNS					NET OFFENSE		RUSHING				PASSING				PENALTY		PUNTS	
		TOTAL	Ru	Pa	Pn	Yds	Plays	Yds	Att	Avg	Net	S/YL	Gross	Att-Cmp	Pct	TD-Int	No	Yds	No	Avg
09/09	Houston	23	5	16	2	389	72	122	31	3.9	267	2/10	277	39-26	66.7%	3-1	6	36	6	46.8
09/16	at Jacksonville	18	5	12	1	302	61	82	24	3.4	220	2/14	234	35-24	68.6%	2-0	2	25	4	55.5
09/23	at Detroit	12	7	4	1	209	47	89	19	4.7	120	2/13	133	26-14	53.8%	1-1	5	38	5	43.4
09/30	Miami	26	10	13	3	449	75	175	40	4.4	274	0/0	274	35-23	65.7%	3-2	6	57	2	40.0
10/04	Indianapolis	26	7	18	1	438	67	97	23	4.2	341	0/0	341	44-34	77.3%	3-2	7	50	4	48.3
10/14	Kansas City	31	15	14	2	500	75	173	38	4.6	327	2/13	340	35-24	68.6%	1-0	0	0	0	0.0
10/21	at Chicago	21	5	15	1	381	64	108	27	4.0	273	1/4	277	36-25	69.4%	3-1	7	64	4	42.8
10/29	at Buffalo	22	6	15	1	387	72	76	25	3.0	311	2/13	324	45-29	64.4%	0-0	5	33	4	37.0
11/04	Green Bay	28	11	13	4	433	69	123	31	4.0	310	2/21	331	36-23	63.9%	1-0	5	30	3	49.7
11/11	at Tennessee	16	4	12	0	284	65	40	19	2.1	244	3/23	267	43-23	53.5%	0-0	4	31	6	49.7
11/25	at N.Y. Jets	25	11	12	2	498	67	215	36	6.0	283	0/0	283	31-20	64.5%	2-0	11	105	4	46.0
12/02	Minnesota	27	11	14	2	471	71	160	39	4.1	311	0/0	311	32-24	75.0%	1-1	7	60	4	41.5
12/09	at Miami	28	3	21	4	421	75	77	30	2.6	344	2/14	358	43-27	62.8%	3-0	5	30	3	47.3
12/16	at Pittsburgh	18	7	9	2	368	56	96	19	5.1	272	1/7	279	36-25	69.4%	1-1	14	106	5	43.2
12/23	Buffalo	20	15	4	1	390	73	273	47	5.8	117	1/9	126	25-13	52.0%	1-2	5	49	6	43.2
12/30	N.Y. Jets	24	9	14	1	375	64	131	30	4.4	244	1/6	250	33-24	72.7%	4-0	4	30	4	39.8
Regular Season Totals		365	131	206	28	6295	1073	2037	478	4.3	4258	21/147	4405	574-378	65.9%	29-11	93	744	64	45.1
01/13	L.A. Chargers	30	10	18	2	498	78	155	34	4.6	343	0/0	343	44-34	77.3%	1-0	9	75	4	43.3
01/20	at Kansas City	36	15	20	1	524	94	176	48	3.7	348	0/0	348	46-30	65.2%	1-2	6	61	2	37.5
02/05	at L.A. Rams	22	6	12	4	407	68	154	32	4.8	253	1/9	262	35-21	60.0%	0-1	3	20	5	43.0
Postseason Totals		88	31	50	7	1429	240	485	114	4.3	944	1/9	953	125-85	68.0%	2-3	18	156	11	42.1

2018 SEASON

2018 GAME-BY-GAME TEAM DEFENSE

DATE	OPPONENT	FIRST DOWNS					NET OFFENSE		RUSHING				PASSING				PENALTY		PUNTS	
		TOTAL	Ru	Pa	Pn	Yds	Plays	Yds	Att	Avg	Net	S/YL	Gross	Att-Cmp	Pct	TD-Int	No	Yds	No	Avg
09/09	Houston	21	10	8	3	325	71	167	34	4.9	158	3/18	176	34-17	50.0%	1-1	6	44	6	38.3
09/16	at Jacksonville	27	5	22	0	480	69	104	24	4.3	376	0/0	376	45-29	64.4%	4-1	7	71	3	35.3
09/23	at Detroit	25	8	16	1	414	70	159	33	4.8	255	1/7	262	36-27	75.0%	2-1	6	70	2	45.0
09/30	Miami	11	1	8	2	172	45	56	18	3.1	116	2/19	135	25-15	60.0%	1-1	10	89	7	41.9
10/04	Indianapolis	26	5	20	1	439	81	84	21	4.0	355	1/10	365	59-38	64.4%	3-2	4	35	3	47.3
10/14	Kansas City	18	4	14	0	446	53	94	17	5.5	352	0/0	352	36-23	63.9%	4-2	5	58	1	51.0
10/21	at Chicago	29	7	18	4	453	77	134	25	5.4	319	2/14	333	50-26	52.0%	2-2	5	40	5	34.6
10/29	at Buffalo	16	3	13	0	333	63	46	19	2.4	287	3/26	313	41-24	58.5%	0-1	6	51	5	39.6
11/04	Green Bay	22	6	14	2	367	69	117	25	4.7	250	1/9	259	43-24	55.8%	2-0	7	63	5	42.0
11/11	at Tennessee	23	11	11	1	385	63	150	36	4.2	235	2/14	249	25-17	68.0%	2-0	4	35	5	48.2
11/25	at N.Y. Jets	18	4	12	2	338	62	74	15	4.9	264	2/12	276	45-26	57.8%	1-1	8	47	5	44.4
12/02	Minnesota	16	5	11	0	278	59	95	13	7.3	183	2/18	201	44-32	72.7%	1-2	5	55	5	45.6
12/09	at Miami	20	8	10	2	412	45	189	21	9.0	223	5/42	265	19-14	73.7%	3-0	7	81	6	28.3
12/16	at Pittsburgh	24	9	13	2	376	61	158	25	6.3	218	2/17	235	34-22	64.7%	2-2	4	40	2	39.0
12/23	Buffalo	14	3	10	1	289	59	72	18	4.0	217	0/0	217	41-20	48.8%	1-2	3	29	6	38.3
12/30	N.Y. Jets	12	4	8	0	239	55	104	23	4.5	135	4/32	167	28-16	57.1%	0-0	4	30	5	47.4
Regular Season Totals		322	93	208	21	5746	1002	1803	367	4.9	3943	30/238	4181	605-370	61.2%	29-18	91	838	71	40.8
01/13	L.A. Chargers	22	2	16	4	335	63	19	10	1.9	316	2/15	331	51-25	49.0%	3-1	5	33	6	39.5
01/20	at Kansas City	18	3	11	4	290	47	41	12	3.4	249	4/46	295	31-16	51.6%	3-0	4	28	5	43.4
02/05	at L.A. Rams	14	2	11	1	260	60	62	18	3.4	198	4/31	229	38-19	50.0%	0-1	9	65	9	46.3
Postseason Totals		54	7	38	9	885	170	122	40	3.1	763	10/92	855	120-60	50.0%	6-2	18	126	20	43.6

2018 GAME-BY-GAME PASSING STATISTICS

TOM BRADY

DATE	OPPONENT	ATT	CMP	YDS	PCT	TD	LG	INT	S	YDS	RATING
09/09	Houston	39	26	277	66.7%	3	30	1	2	10	102.2
09/16	at Jacksonville	35	24	234	68.6%	2	29t	0	2	14	106.1
09/23	at Detroit	26	14	133	53.8%	1	19	1	2	13	65.1
09/30	Miami	35	23	274	65.7%	3	55t	2	0	0	94.2
10/04	Indianapolis	44	34	341	77.3%	3	34t	2	0	0	102.6
10/14	Kansas City	35	24	340	68.6%	1	42	0	2	13	109.2
10/21	at Chicago	36	25	277	69.4%	3	55	1	1	4	108.2
10/29	at Buffalo	45	29	324	64.4%	0	29	0	2	13	85.8
11/04	Green Bay	35	22	294	62.9%	1	55t	0	2	21	99.0
11/11	at Tennessee	41	21	254	51.2%	0	44	0	3	23	70.6
11/25	at N.Y. Jets	31	20	283	64.5%	2	36	0	0	0	115.4
12/02	Minnesota	32	24	311	75.0%	1	42	1	0	0	102.5
12/09	at Miami	43	27	358	62.8%	3	37t	0	2	14	112.4
12/16	at Pittsburgh	36	25	279	69.4%	1	63t	1	1	7	89.9
12/23	Buffalo	24	13	126	54.2%	1	32t	2	1	9	48.3
12/30	N.Y. Jets	33	24	250	72.7%	4	20	0	1	6	133.8
Regular Season Totals		570	375	4355	65.8%	29	63t	11	21	147	97.7
01/13	L.A. Chargers	44	34	343	77.3%	1	35	0	0	0	106.5
01/20	at Kansas City	46	30	348	65.2%	1	30	2	0	0	77.1
02/05	at L.A. Rams	35	21	262	60.0%	0	29	1	1	9	71.4
Postseason Totals		125	85	953	68.0%	2	35	3	1	9	85.9

BRIAN HOYER

DATE	OPPONENT	ATT	CMP	YDS	PCT	TD	LG	INT	S	YDS	RATING
09/09	Houston										
09/16	at Jacksonville										
09/23	at Detroit										
09/30	Miami	0	0	0							
10/04	Indianapolis										
10/14	Kansas City										
10/21	at Chicago										
10/29	at Buffalo	0	0	0							
11/04	Green Bay										
11/11	at Tennessee	1	1	7	100.0%	0	7	0	0	0	95.8
11/25	at N.Y. Jets										
12/02	Minnesota										
12/09	at Miami										
12/16	at Pittsburgh										
12/23	Buffalo	1	0	0	0.0%	0	0	0	0	0	0.0
12/30	N.Y. Jets	0	0	0							
Regular Season Totals		2	1	7	50.0%	0	7	0	0	0	58.3
01/13	L.A. Charger										
01/20	at Kansas City										
02/05	at L.A. Rams										
Postseason Totals		0	0	0							

JULIAN EDELMAN

DATE	OPPONENT	ATT	CMP	YDS	PCT	TD	LG	INT	S	YDS	RATING
09/09	Houston										
09/16	at Jacksonville										
09/23	at Detroit										
09/30	Miami										
10/04	Indianapolis	0	0	0							
10/14	Kansas City	0	0	0							
10/21	at Chicago	0	0	0							
10/29	at Buffalo	0	0	0							
11/04	Green Bay	1	1	37	100.0%	0	37	0	0	0	118.8
11/11	at Tennessee	1	1	6	100.0%	0	6	0	0	0	91.7
11/25	at N.Y. Jets	0	0	0							
12/02	Minnesota	0	0	0							
12/09	at Miami	0	0	0							
12/16	at Pittsburgh	0	0	0							
12/23	Buffalo	0	0	0							
12/30	N.Y. Jets	0	0	0							
12/30	N.Y. Jets	0	0	0							
Regular Season Totals		2	2	43	100.0%	0	37	0	0	0	118.8
01/13	L.A. Chargers	0	0	0							
01/20	at Kansas City	0	0	0							
02/05	at L.A. Rams	0	0	0							
Postseason Totals		0	0	0	N/A	0	0	0	0	0	N/A

2018 SEASON

2018 GAME-BY-GAME RUSHING STATISTICS

2018
SEASON

DATE	OPPONENT	SONY MICHEL				JAMES WHITE				C.PATTERSON						
		NO	YDS	AVG	LG	TD	NO	YDS	AVG	LG	TD	NO	YDS	AVG	LG	TD
09/09	Houston			Inactive			5	18	3.6	11	0	3	13	4.3	10	0
09/16	at Jacksonville	10	34	3.4	15	0	4	11	2.8	5	0	1	5	5.0	5	0
09/23	at Detroit	14	50	3.6	12	0	4	37	9.3	15	0	0	0	0.0	0	0
09/30	Miami	25	112	4.5	23	1	8	44	5.5	22t	1	1	11	11.0	11	0
10/04	Indianapolis	18	98	5.4	34t	1	2	0	0.0	0	0	0	0	0.0	0	0
10/14	Kansas City	24	106	4.4	15	2	6	39	6.5	12	0	1	3	3.0	3	0
10/21	at Chicago	4	22	5.5	18	0	11	40	3.6	8	0	1	4	4.0	4	0
10/29	at Buffalo			Inactive			8	15	1.9	5	1	10	38	3.8	22	0
11/04	Green Bay			Inactive			12	31	2.6	8t	2	11	61	5.5	17	1
11/11	at Tennessee	11	31	2.8	7	0	1	-5	-5.0	-5	0	4	11	2.8	9	0
11/25	at N.Y. Jets	21	133	6.3	33	1	9	73	8.1	27	0	5	10	2.0	4	0
12/02	Minnesota	17	63	3.7	8	0	6	26	4.3	12	0	1	6	6.0	6	0
12/09	at Miami	20	57	2.9	9	0	4	13	3.3	11	0	0	0	0.0	0	0
12/16	at Pittsburgh	13	59	4.5	13	0	2	12	6.0	6	0	0	0	0.0	0	0
12/23	Buffalo	18	116	6.4	19	1	8	41	5.1	27t	1	4	66	16.5	27	0
12/30	N.Y. Jets	14	50	3.6	14	0	4	30	7.5	21	0			Inactive		
Regular Season Totals		209	931	4.5	34t	6	94	425	4.5	27t	5	42	228	5.4	27	1
01/13	L.A. Chargers	24	129	5.4	40	3	0	0	0.0	0	0	1	3	3.0	3	0
01/20	at Kansas City	29	113	3.9	11	2	6	23	3.8	9	0	0	0	0.0	0	0
02/03	at L.A. Rams	18	94	5.2	26	1	2	4	2.0	3	0	2	7	3.5	6	0
Postseason Totals		71	336	4.7	40	6	8	27	3.4	9	0	3	10	3.3	6	0

DATE	OPPONENT	REX BURKHEAD				JULIAN EDELMAN				KENJON BARNER							
		NO	YDS	AVG	LG	TD	NO	YDS	AVG	LG	TD	NO	YDS	AVG	LG	TD	
09/09	Houston	18	64	3.6	12	0											
09/16	at Jacksonville	6	22	3.7	12	0											
09/23	at Detroit	0	0	0.0	0	0											
09/30	Miami																
10/04	Indianapolis																
10/14	Kansas City																
10/21	at Chicago																
10/29	at Buffalo																
11/04	Green Bay																
11/11	at Tennessee																
11/25	at N.Y. Jets																
12/02	Minnesota	7	20	2.9	10	0											
12/09	at Miami	4	2	0.5	3	0											
12/16	at Pittsburgh	4	25	6.3	10	0											
12/23	Buffalo	13	39	3.0	10	0											
12/30	N.Y. Jets	5	14	2.8	8	0											
Regular Season Totals		57	186	3.3	12	0	9	107	11.9	20	0	19	71	3.7	11	0	
01/13	L.A. Chargers	4	12	3.0	6t	1	1	7	7.0	7	0						
01/20	at Kansas City	12	41	3.4	14t	2	0	0	0.0	0	0						
02/03	at L.A. Rams	7	43	6.1	26	0	1	8	0.0	8	0						
Postseason Totals		23	96	4.2	26	3	2	15	7.5	8	0	0	0	0.0	0	0	

DATE	OPPONENT	TOM BRADY				PHILLIP DORSETT				JEREMY HILL						
		NO	YDS	AVG	LG	TD	NO	YDS	AVG	LG	TD	NO	YDS	AVG	LG	TD
09/09	Houston	1	2	2.0	2	0	0	0	0.0	0	0	4	25	6.3	11	0
09/16	at Jacksonville	3	10	3.3	10	0	0	0	0.0	0	0					
09/23	at Detroit	1	2	2.0	2	0	0	0	0.0	0	0					
09/30	Miami	0	0	0.0	0	0	0	0	0.0	0	0					
10/04	Indianapolis	3	-1	-0.3	1t	1	0	0	0.0	0	0					
10/14	Kansas City	3	2	0.7	4t	1	0	0	0.0	0	0					
10/21	at Chicago	1	6	6.0	6	0	0	0	0.0	0	0					
10/29	at Buffalo	1	8	8.0	8	0	0	0	0.0	0	0					
11/04	Green Bay	5	-1	-0.2	2	0	0	0	0.0	0	0					
11/11	at Tennessee	1	0	0.0	0	0	0	0	0.0	0	0					
11/25	at N.Y. Jets	1	-1	-1.0	-1	0	0	0	0.0	0	0					
12/02	Minnesota	2	5	2.5	5	0	0	0	0.0	0	0					
12/09	at Miami	1	3	3.0	3	0	0	0	0.0	0	0					
12/16	at Pittsburgh	0	0	0.0	0	0	0	0	0.0	0	0					
12/23	Buffalo	0	0	0.0	0	0	2	13	6.5	17	0					
12/30	N.Y. Jets	0	0	0.0	0	0	2	16	8.0	11	0					
Regular Season Totals		23	35	1.5	10	2	4	29	7.3	17	0	4	25	6.3	11	0
01/13	L.A. Chargers	2	-1	-0.5	-1	0	0	0	0.0	0	0					
01/20	at Kansas City	1	-1	-1.0	-1	0	0	0	0.0	0	0					
02/03	at L.A. Rams	2	-2	-1.0	-1	0	0	0	0.0	0	0					
Postseason Totals		5	-4	-0.8	-1	0	0	0	0.0	0	0	0	0	0.0	0	0

2018 GAME-BY-GAME RUSHING STATISTICS

JAMES DEVELIN

DATE	OPPONENT	NO	YDS	AVG	LG	TD
09/09	Houston	0	0	0.0	0	0
09/16	at Jacksonville	0	0	0.0	0	0
09/23	at Detroit	0	0	0.0	0	0
09/30	Miami	0	0	0.0	0	0
10/04	Indianapolis	0	0	0.0	0	0
10/14	Kansas City	0	0	0.0	0	0
10/21	at Chicago	0	0	0.0	0	0
10/29	at Buffalo	0	0	0.0	0	0
11/04	Green Bay	0	0	0.0	0	0
11/11	at Tennessee	1	1	1.0	1t	1
11/25	at N.Y. Jets	0	0	0.0	0	0
12/02	Minnesota	4	5	1.3	2t	2
12/09	at Miami	1	2	2.0	2t	1
12/16	at Pittsburgh	0	0	0.0	0	0
12/23	Buffalo	0	0	0.0	0	0
12/30	N.Y. Jets	0	0	0.0	0	0
Regular Season Totals		6	8	1.3	2t	4
01/13	L.A. Chargers	2	5	2.5	3	0
01/20	at Kansas City	0	0	0.0	0	0
02/03	at L.A. Rams	0	0	0.0	0	0
Postseason Totals		2	5	2.5	3	0

BRIAN HOYER

NO	YDS	AVG	LG	TD
Did Not Play				
Did Not Play				
Did Not Play				
3	-3	-1.0	-1	0
Did Not Play				
Did Not Play				
Did Not Play				
2	-2	-1.0	-1	0
Did Not Play				
1	2	2.0	2	0
Did Not Play				
Did Not Play				
Did Not Play				
2	-2	-1.0	-1	0
3	-3	-1.0	-1	0
11	-8	-0.7	2	0
Did Not Play				
Did Not Play				
Did Not Play				
0	0	0.0	0	0

2018
SEASON

2018 GAME-BY-GAME RECEIVING STATISTICS

2018 SEASON

JAMES WHITE						
DATE	OPPONENT	NO	YDS	AVG	LG	TD
09/09	Houston	4	38	9.5	12t	1
09/16	at Jacksonville	7	73	10.4	27	0
09/23	at Detroit	3	14	4.7	10t	1
09/30	Miami	8	68	8.5	16	1
10/04	Indianapolis	10	77	7.7	18	1
10/14	Kansas City	5	53	10.6	17	0
10/21	at Chicago	8	57	7.1	14	2
10/29	at Buffalo	10	79	7.9	15	0
11/04	Green Bay	6	72	12.0	37	0
11/11	at Tennessee	5	31	6.2	11	0
11/25	at N.Y. Jets	1	5	5.0	5	0
12/02	Minnesota	7	92	13.1	42	0
12/09	at Miami	2	15	7.5	9	0
12/16	at Pittsburgh	5	25	5.0	9	0
12/23	Buffalo	2	13	6.5	9	0
12/30	N.Y. Jets	4	39	9.8	17t	1
Regular Season Totals		87	751	8.6	42	7
01/13	L.A. Chargers	15	97	6.5	25	0
01/20	at Kansas City	4	49	12.3	30	0
02/03	at L.A. Rams	1	5	5.0	5	0
Postseason Totals		20	151	7.6	30	0

JULIAN EDELMAN						
NO	YDS	AVG	LG	TD		
Did Not Play						
Did Not Play						
Did Not Play						
DNP; Act. to 53-man roster (10/4)						
7	57	8.1	13	0		
4	54	13.5	21	1		
5	36	7.2	11	1		
9	104	11.6	26	0		
6	71	11.8	33	0		
9	104	11.6	30	0		
4	84	21.0	36	1		
3	25	8.3	13	0		
9	86	9.6	20	1		
7	90	12.9	34	0		
6	70	11.7	32t	1		
5	69	13.8	18	1		
74	850	11.5	36	6		
9	151	16.8	35	0		
7	96	13.7	20	0		
10	141	14.1	27	0		
26	388	14.9	35	0		

ROB GRONKOWSKI						
NO	YDS	AVG	LG	TD		
7	123	17.6	30	1		
2	15	7.5	9	0		
4	51	12.8	19	0		
4	44	11.0	14	0		
6	75	12.5	19	0		
3	97	32.3	42	0		
Inactive						
3	43	14.3	22	0		
Inactive						
3	56	18.7	34t	1		
3	26	8.7	15	0		
8	107	13.4	17	1		
2	21	10.5	13	0		
0	0	0.0	0	0		
2	24	12.0	14	0		
47	682	14.5	42	3		
1	25	25.0	25	0		
6	79	13.2	25	0		
6	87	14.5	29	0		
13	191	14.7	29	0		

JOSH GORDON							
DATE	OPPONENT	NO	YDS	AVG	LG	TD	
09/09	Houston	1	17	17.0	17t	1	
09/16	at Jacksonville	Acquired via trade (9/17)					
09/23	at Detroit	Inactive					
09/30	Miami	2	32	16.0	19	0	
10/04	Indianapolis	2	50	25.0	34t	1	
10/14	Kansas City	5	42	8.4	12	0	
10/21	at Chicago	4	100	25.0	55	0	
10/29	at Buffalo	4	42	10.5	18	0	
11/04	Green Bay	5	130	26.0	55t	1	
11/11	at Tennessee	4	81	20.3	44	0	
11/25	at N.Y. Jets	5	70	14.0	23	0	
12/02	Minnesota	3	58	19.3	24t	1	
12/09	at Miami	5	96	19.2	29	0	
12/16	at Pittsburgh	1	19	19.0	19	0	
12/23	Buffalo						
12/30	N.Y. Jets						
Regular Season Totals		40	720	18.0	55t	3	
01/13	L.A. Chargers						
01/20	at Kansas City						
02/03	at L.A. Rams						
Postseason Totals		0	0	0.0	0	0	

CHRIS HOGAN						
NO	YDS	AVG	LG	TD		
1	11	11.0	11	0		
3	42	14.0	29t	2		
3	31	10.3	16	0		
1	25	25.0	25	0		
3	34	11.3	21	0		
4	78	19.5	42	0		
6	63	10.5	20	0		
2	49	24.5	29	0		
0	0	0.0	0	0		
0	0	0.0	0	0		
2	47	23.5	27	0		
2	20	10.0	18	0		
0	0	0.0	0	0		
2	68	34.0	63t	1		
0	0	0.0	0	0		
6	64	10.7	20	0		
35	532	15.2	63t	3		
3	13	4.3	5	0		
5	45	9.0	11	0		
0	0	0.0	0	0		
8	58	7.3	11	0		

PHILLIP DORSET						
NO	YDS	AVG	LG	TD		
7	66	9.4	14	1		
5	44	8.8	19	0		
0	0	0.0	0	0		
4	55	13.8	20	1		
3	25	8.3	16	0		
0	0	0.0	0	0		
1	8	8.0	8	0		
0	0	0.0	0	0		
3	30	10.0	17	0		
2	18	9.0	11	0		
2	10	5.0	7	0		
0	0	0.0	0	0		
0	0	0.0	0	0		
0	0	0.0	0	0		
5	34	6.8	9t	1		
32	290	9.1	20	3		
4	41	10.3	15t	1		
1	29	29.0	29t	1		
0	0	0.0	0	0		
5	70	14.0	29t	2		

CORDARRELS PATTERSON							
DATE	OPPONENT	NO	YDS	AVG	LG	TD	
09/09	Houston	1	6	6.0	6	0	
09/16	at Jacksonville	3	18	6.0	18	0	
09/23	at Detroit	1	12	12.0	12	0	
09/30	Miami	3	54	18.0	55t	1	
10/04	Indianapolis	2	11	5.5	10	1	
10/14	Kansas City	1	13	13.0	13	0	
10/21	at Chicago	0	0	0.0	0	0	
10/29	at Buffalo	0	0	0.0	0	0	
11/04	Green Bay	1	7	7.0	7	0	
11/11	at Tennessee	0	0	0.0	0	0	
11/25	at N.Y. Jets	1	-1	-1.0	-1	0	
12/02	Minnesota	2	53	26.5	29	0	
12/09	at Miami	2	51	25.5	37t	1	
12/16	at Pittsburgh	3	20	6.7	8	0	
12/23	Buffalo	1	3	3.0	3	0	
12/30	N.Y. Jets	Inactive					
Regular Season Totals		21	247	11.8	55t	3	
01/13	L.A. Chargers	0	0	0.0	0	0	
01/20	at Kansas City	2	18	9.0	15	0	
02/03	at L.A. Rams	2	14	7.0	9	0	
Postseason Totals		4	32	8.0	15	0	

REX BURKHEAD						
NO	YDS	AVG	LG	TD		
1	5	5.0	5	0		
0	0	0.0	0	0		
2	26	13.0	19	0		
Placed on IR (9/26)						
Act. to 53-man roster (11/26)						
2	21	10.5	15	0		
1	3	3.0	3	0		
3	18	6.0	8	0		
4	40	10.0	25	0		
1	18	18.0	18t	1		
14	131	9.4	25	1		
1	7	7.0	7	0		
4	23	5.8	6	0		
2	15	7.5	8	0		
7	45	6.4	8	0		

JAMES DEVLIN						
NO	YDS	AVG	LG	TD		
4	22	5.5	10	0		
0	0	0.0	0	0		
0	0	0.0	0	0		
0	0	0.0	0	0		
0	0	0.0	0	0		
2	3	1.5	4	0		
0	0	0.0	0	0		
1	7	7.0	7	0		
1	0	0.0	0	0		
0	0	0.0	0	0		
0	0	0.0	0	0		
1	9	9.0	9	0		
0	0	0.0	0	0		
2	18	9.0	11	0		
0	0	0.0	0	0		
1	2	2.0	2	0		
12	61	5.1	11	0		
0	0	0.0	0	0		
1	9	9.0	9	0		
0	0	0.0	0	0		
1	9	9.0	9	0		

2018 GAME-BY-GAME RECEIVING STATISTICS

2018
SEASON

DATE	OPPONENT	SONY MICHEL					JACOB HOLLISTER					DWAYNE ALLEN					
		NO	YDS	AVG	LG	TD	NO	YDS	AVG	LG	TD	NO	YDS	AVG	LG	TD	
09/09	Houston			Inactive					Inactive	0				0	0.0	0	0
09/16	at Jacksonville	1	7	7.0	7	0	3	35	11.7	23	0	0	0	0.0	0	0	0
09/23	at Detroit	1	-1	-1.0	-1	0			Inactive	0			0	0.0	0	0	0
09/30	Miami	0	0	0.0	0	0			Inactive	0			1	-4	-4.0	-4	0
10/04	Indianapolis	1	12	12.0	12	0	0	0	0.0	0	0	0	0	0.0	0	0	0
10/14	Kansas City	0	0	0.0	0	0	0	0	0.0	0	0	0	0	0.0	0	0	0
10/21	at Chicago	1	13	13.0	13	0			Inactive	0			0	0.0	0	0	0
10/29	at Buffalo			Inactive					Inactive	0			0	0.0	0	0	0
11/04	Green Bay			Inactive					Inactive	0			1	21	21.0	21	0
11/11	at Tennessee	0	0	0.0	0	0	1	17	17.0	17	0	1	10	10.0	1	0	0
11/25	at N.Y. Jets	2	12	6.0	8	0	0	0	0.0	0	0			Inactive			0
12/02	Minnesota	1	7	7.0	7	0	0	0	0.0	0	0			Inactive			0
12/09	at Miami	0	0	0.0	0	0	0	0	0.0	0	0			Inactive			0
12/16	at Pittsburgh	0	0	0.0	0	0			Inactive	0			0	0.0	0	0	0
12/23	Buffalo	0	0	0.0	0	0	0	0	0.0	0	0	0	0	0.0	0	0	0
12/30	N.Y. Jets	0	0	0.0	0	0			Inactive	0			0	0.0	0	0	0
Regular Season Totals		7	50	7.1	13	0	4	52	13.0	23	0	3	27	9.0	21	0	0
01/13	L.A. Chargers	1	9	9.0	9	0	Placed on IR (1/8)					0	0	0.0	0	0	0
01/20	at Kansas City	0	0	0.0	0	0						0	0	0.0	0	0	0
02/03	at L.A. Rams	0	0	0.0	0	0						0	0	0.0	0	0	0
Postseason Totals		1	9	9.0	9	0	0	0	0.0	0	0	0	0	0.0	0	0	0

DATE	OPPONENT	TOM BRADY					JEREMY HILL				
		NO	YDS	AVG	LG	TD	NO	YDS	AVG	LG	TD
09/09	Houston	0	0	0.0	0	0	1	6	6.0	6	0
09/16	at Jacksonville	0	0	0.0	0	0	Placed on IR (9/10)				
09/23	at Detroit	0	0	0.0	0	0					
09/30	Miami	0	0	0.0	0	0					
10/04	Indianapolis	0	0	0.0	0	0					
10/14	Kansas City	0	0	0.0	0	0					
10/21	at Chicago	0	0	0.0	0	0					
10/29	at Buffalo	0	0	0.0	0	0					
11/04	Green Bay	0	0	0.0	0	0					
11/11	at Tennessee	1	6	6.0	6	0					
11/25	at N.Y. Jets	0	0	0.0	0	0					
12/02	Minnesota	0	0	0.0	0	0					
12/09	at Miami	0	0	0.0	0	0					
12/16	at Pittsburgh	0	0	0.0	0	0					
12/23	Buffalo	0	0	0.0	0	0					
12/30	N.Y. Jets	0	0	0.0	0	0					
Regular Season Totals		1	6	6.0	6	0	1	6	6.0	6	0
01/13	L.A. Chargers	0	0	0.0	0	0					
01/20	at Kansas City	0	0	0.0	0	0					
02/03	at L.A. Rams	0	0	0.0	0	0					
Postseason Totals		0	0	0.0	0	0	0	0	0.0	0	0

2018 GAME-BY-GAME DEFENSIVE STATISTICS

2018
SEASON

DATE	OPPONENT	JA'WHAUN BENTLEY											MALCOLM BROWN											ADAM BUTLER														
		TT	UT	A	S	YDS	QH	INT	YDS	PD	FF	FR	SPT	TT	UT	A	S	YDS	QH	INT	YDS	PD	FF	FR	SPT	TT	UT	A	S	YDS	QH	INT	YDS	PD	FF	FR	SPT	
09/09	Houston	7	4	3		1							2	1	1		1								5	1	4											
09/16	at Jacksonville	1	1	0							1		5	5	0										1	1	0											
09/23	at Detroit	5	3	2		1	0	1					2	1	1										0	0	0											
09/30	Miami										0		0	0	0										2	2	0	1.0	9.0	1								
10/04	Indianapolis												1	1	0										1	1	0					1						
10/14	Kansas City																	Inactive							0	0	0			1								
10/21	at Chicago												3	3	0										0	0	0											
10/29	at Buffalo												1	1	0										0	0	0											
11/04	Green Bay												2	2	0										3	3	0											
11/11	at Tennessee												6	2	4										1	0	1											
11/25	at N.Y. Jets												1	0	1										0	0	0			1								
12/02	Minnesota												5	1	4										1	1	0	1.0	8.0	1								
12/09	at Miami												2	2	0										1	1	0											
12/16	at Pittsburgh												4	2	2										1	0	1											
12/23	Buffalo												2	2	0								1		0	0	0											
12/30	N.Y. Jets												3	0	3										1	1	0	1.0	5.0									
Reg. Season Totals		13	8	5	0.0	0.0	1	1	0	1	0	0	1	38	19	0.0	0.0	1	0	0	0	0	0	1	0	17	8	9	3.0	22.0	4	0	0	1	0	0	0	0
01/13	L.A. Chargers												0	0	0										0	0	0			1								
01/20	at Kansas City												2	1	1										0	0	0			1								
02/03	at L.A. Rams												2	0	2										0	0	0											
2018 Postseason		0	0	0	0.0	0.0	0	0	0	0	0	0	0	4	1	3	0.0	0.0	0	0	0	0	0	0	0	1	0	1	0.0	0.0	2	0	0	0	0	0	0	0

DATE	OPPONENT	PATRICK CHUNG											ADRIAN CLAYBORN											KEION CROSEN													
		TT	UT	A	S	YDS	QH	INT	YDS	PD	FF	FR	SPT	TT	UT	A	S	YDS	QH	INT	YDS	PD	FF	FR	SPT	TT	UT	A	S	YDS	QH	INT	YDS	PD	FF	FR	SPT
09/09	Houston	4	3	1									0	0	0		2																				
09/16	at Jacksonville	3	3	0									0	0	0		2																				
09/23	at Detroit																																				
09/30	Miami	4	1	3									0	0	0										1	1	0										
10/04	Indianapolis	11	3	8	0.5	5.0	1	1	2	1			1	0	1		1								0	0	0									1	
10/14	Kansas City	2	2	0							2		1	1	0		1								0	0	0										
10/21	at Chicago	7	7	0		1			1				2	2	0	1.0	10.0	1							1	1	0									1	
10/29	at Buffalo	5	5	0					1	1			2	2	0	1.0	12.0	1							0	0	0										
11/04	Green Bay	6	3	3									3	2	1	0.5	4.5	2				1			0	0	0										
11/11	at Tennessee	4	2	2									0	0	0										0	0	0										
11/25	at N.Y. Jets	13	7	6									0	0	0		1								0	0	0									1	
12/02	Minnesota	3	2	1									0	0	0																						
12/09	at Miami	4	2	2									1	0	1																						
12/16	at Pittsburgh	6	5	1									0	0	0		1								0	0	0										
12/23	Buffalo	7	5	2																					2	2	0									3	
12/30	N.Y. Jets	2	1	1							1														3	3	0									1	
Reg. Season Totals		81	51	30	0.5	5.0	2	1	2	3	0	1	3	11	8	3	2.5	26.5	12	0	0	0	1	0	0	7	7	0	0.0	0.0	0	0	0	0	0	0	7
01/13	L.A. Chargers	6	4	2		1							2	1	1	1.0	5.0	3							0	0	0									1	
01/20	at Kansas City	2	1	1									0	0	0		1								1	1	0									1	
02/03	at L.A. Rams	3	1	2						1	1		0	0	0		1								1	0	0										
2018 Postseason		11	6	5	0.0	0.0	1	0	0	1	0	0	1	2	1	1	1.0	5.0	5	0	0	0	0	0	0	0	0	0.0	0.0	0	0	0	0	0	0	2	

DATE	OPPONENT	KEIONTA DAVIS											DUKE DASON JR.											NATE EBNER												
		TT	UT	A	S	YDS	QH	INT	YDS	PD	FF	FR	SPT	TT	UT	A	S	YDS	QH	INT	YDS	PD	FF	FR	SPT	TT	UT	A	S	YDS	QH	INT	YDS	PD	FF	FR
09/09	Houston	0	0	0		1																														
09/16	at Jacksonville	3	3	0																																
09/23	at Detroit	0	0	0																																
09/30	Miami																																			
10/04	Indianapolis																																			
10/14	Kansas City																																			
10/21	at Chicago																																			
10/29	at Buffalo	2	2	0																																
11/04	Green Bay	0	0	0		1																														
11/11	at Tennessee	1	0	1																																
11/25	at N.Y. Jets																																			
12/02	Minnesota																																			
12/09	at Miami																																			
12/16	at Pittsburgh																																			
12/23	Buffalo																																			

2018 GAME-BY-GAME DEFENSIVE STATISTICS

2018
SEASON

ELANDON ROBERTS														ERIC ROWE														DANNY SHELTON													
DATE	OPPONENT	TT	UT	A	S	YDS	QH	INT	YDS	PD	FF	FR	SPT	TT	UT	A	S	YDS	QH	INT	YDS	PD	FF	FR	SPT	TT	UT	A	S	YDS	QH	INT	YDS	PD	FF	FR	SPT				
09/09	Houston	3	0	3									2	4	3	1										1	4	0	4												
09/16	at Jacksonville	1	1	0										3	3	0											4	0	0												
09/23	at Detroit	7	4	3																							4	3	1												
09/30	Miami	3	1	2																							0	0	0												
10/04	Indianapolis	6	3	3																							2	2	0												
10/14	Kansas City	7	2	5										1	1	1	0										3	2	1												
10/21	at Chicago	2	1	1				1						2	2	0											1	1	0												
10/29	at Buffalo	6	4	2																								0	0	0											
11/04	Green Bay	0	0	0																							2	0	2												
11/11	at Tennessee	6	4	2	1.0	7.0	1																				2	2	0												
11/25	at N.Y. Jets	5	3	2																							0	0	0												
12/02	Minnesota	5	2	3																																					
12/09	at Miami	2	1	1																																					
12/16	at Pittsburgh	1	1	0																																					
12/23	Buffalo	3	2	1																							2	0	2												
12/30	N.Y. Jets	6	1	5																							1	0	1												
Reg. Season Totals		63	30	33	1.0	7.0	2	0	0	4	0	0	2	10	9	1	0.0	0	0	0	0	1	0	0	0	21	10	11	0.0	0.0	1	0	0	0	0	0	0	0	0		
01/13	L.A. Chargers	3	2	1																							0	0	0												
01/20	at Kansas City	3	3	0																																					
02/03	at L.A. Rams	1	1	0																							2	2	0												
2018 Postseason		7	6	1	0.0	0.0	0	0	0	0	0	0	0	0	0	0	0	0	0	0	0	1	0	0	0	2	2	0	0.0	0.0	0	0	0	0	0	0	0	0	0		

JOHN SIMON														KYLE VAN NOY														DEATRICH WISE JR.													
DATE	OPPONENT	TT	UT	A	S	YDS	QH	INT	YDS	PD	FF	FR	SPT	TT	UT	A	S	YDS	QH	INT	YDS	PD	FF	FR	SPT	TT	UT	A	S	YDS	QH	INT	YDS	PD	FF	FR	SPT				
09/09	Houston	3	1	2										3	1	2											3	2	1.5	7.5	3										
09/16	at Jacksonville	6	5	1										7	3	4				1	0	1				0	0	0													
09/23	at Detroit													7	3	4											4	3	1.0	7.0	1										
09/30	Miami	5	2	3	1.0	10.0	1							3	1	2				1						1	1	0	1												
10/04	Indianapolis	1	1	0										8	6	2											1	1	0												
10/14	Kansas City													2	0	2											0	0	0												
10/21	at Chicago													6	6	0											2	2	0	1.0	4.0	1									
10/29	at Buffalo	2	2	0										8	7	1	2.0	14.0	2								1	1	0												
11/04	Green Bay	2	2	0										9	3	6											3	1	2												
11/11	at Tennessee	1	0	1										12	5	7											5	2	3												
11/25	at N.Y. Jets	1	0	1				1						5	5	0				1							1	1	0	1.0	7.0	3									
12/02	Minnesota	1	0	1										5	4	1											0	0	0												
12/09	at Miami	1	1	0	1.0	8.0	1							6	3	3	0.5	4.0	2								3	0	3												
12/16	at Pittsburgh	1	0	1										3	3	0	1.0	10.0	1								0	0	0												
12/23	Buffalo	2	0	2										3	2	1											1	0	1												
12/30	N.Y. Jets	0	0	0										3	0	3											5	2	3												
Reg. Season Totals		17	8	9	2.0	18.0	3	0	0	0	0	0	0	89	54	35	3.5	28.0	10	1	0	2	1	2	3	30	15	15	4.5	25.5	14	0	0	0	0	0	0				
01/13	L.A. Chargers	2	1	1										4	4	0																									
01/20	at Kansas City	2	0	2	0.5	1.5	1							10	8	2	2.0	29.0	1																						
02/03	at L.A. Rams	0	0	0										3	3	0	1.0	14.0	3								5	3	2												
2018 Postseason		4	1	3	0.5	1.5	1	0	0	1	0	0	0	17	15	2	3.0	43.0	4	0	0	1	1	0	1	6	5	3	2	0.0	0.0	1	0	0	0	0	0				

MISC. DEFENSIVE STATS:

	TK	Ast	FF	FR
Tom Brady	1	0	0	0
Rex Burkhead	1	0	0	0
Marcus Cannon	1	0	0	0
James Develin	2	0	0	0
Phillip Dorsett	1	0	0	0
Julian Edelman	3	1	0	0
Rob Gronkowski	1	1	0	0
Chris Hogan	1	0	0	0
Sony Michel	2	0	0	0
C. Patterson	1	0	0	0
LaAdrian Waddle	1	0	0	0
James White	1	0		

2018 HONORS AND AWARDS

QB TOM BRADY

- Pro Bowl

K STEPHEN GOSTKOWSKI

- AFC Special Teams Player of the Month (October)

CB STEPHON GILMORE

- Associated Press All-Pro: First Team
- PFWA All-NFL Team
- Pro Bowl

LB DONT'A HIGHTOWER

- AFC Special Teams Player of the Week (Week 7)

WR CORDARRELLE PATTERSON

- Associated Press All-Pro: Second Team (Kick Returner)

2018 PRO BOWL

Two members of the New England Patriots were selected to the 2018 NFL Pro Bowl. Quarterback Tom Brady and CB Stephon Gilmore were selected to represent the New England Patriots in the 2018 NFL Pro Bowl on Sun., Jan. 27, 2019, at Camping World Stadium in Orlando, Fla.

Brady joined Tony Gonzalez (14), Peyton Manning (14), Bruce Matthews (14) and Merlin Olsen (14) as the only players in NFL history with at least 14 Pro Bowl selections.

Additionally, Stephon Gilmore earned his second career Pro Bowl invitation and first as a member of the Patriots.

2018 TELEVISION RATINGS

PATRIOTS 2018 RATINGS IN BOSTON TV MARKET

DATE	OPP.	NET.	BOSTON TV	HH RAT.	HH SHARE
Sept. 9	HOU	CBS	WBZ	34.8	69
Sept. 16	at JAX	CBS	WBZ	34.4	60
Sept. 23	at DET	NBC	WBTS	30.1	48
Sept. 30	MIA	CBS	WBZ	30.8	65
Oct. 4	IND	FOX	WFXT	33.2	54
Oct. 14	KC	NBC	WBTS	34.3	51
Oct. 21	at CHI	CBS	WBZ	35.9	67
Oct. 29	at BUF	ESPN	WCVB	37.3	56
Nov. 4	GB	NBC	WBTS	37.9	59
Nov. 11	at TEN	CBS	WBZ	30.8	62
Nov. 25	at NYJ	CBS	WBZ	37.2	66
Dec. 2	MIN	FOC	WFXT	39.8	62
Dec. 9	at MIA	CBS	WBZ	35.2	64
Dec. 16	at PIT	CBS	WBZ	41.9	65
Dec. 23	BUF	CBS	WBZ	31.6	64
Dec. 30	NYJ	CBS	WBZ	35.2	66
			AVERAGE	35.0	61.1

*Each ratings point represents one percent of the 2.4 million homes in the Boston TV market. Share represents the percentage of televisions that are tuned in to a program as a proportion of all of the televisions that are turned on at a given time.

2018 GAME-BY-GAME STARTERS

OFFENSE

Date	Opponent	WR	LT	LG	C	RG	RT	TE	WR	QB	RB	TE
09/09	Houston	C. Patterson	T. Brown	J. Thuney	D. Andrews	S. Mason	M. Cannon	R. Gronkowski	J. Develin (FB)	T. Brady	R. Burkhead	D. Allen
09/16	at Jacksonville	J. Hollister (TE)	T. Brown	J. Thuney	D. Andrews	S. Mason	L. Waddle	R. Gronkowski	P. Dorsett	T. Brady	R. Burkhead	D. Allen
09/23	at Detroit	C. Hogan	T. Brown	J. Thuney	D. Andrews	S. Mason	M. Cannon	R. Gronkowski	P. Dorsett	T. Brady	S. Michel	J. Develin (FB)
09/30	Miami	J. Gordon	T. Brown	J. Thuney	D. Andrews	S. Mason	M. Cannon	R. Gronkowski	J. Develin (FB)	T. Brady	S. Michel	J. Develin (FB)
10/04	Indianapolis	J. Gordon	T. Brown	J. Thuney	D. Andrews	S. Mason	M. Cannon	R. Gronkowski	J. Edelman	T. Brady	J. White	C. Hogan (WR)
10/14	Kansas City	J. Gordon	T. Brown	J. Thuney	D. Andrews	S. Mason	M. Cannon	R. Gronkowski	J. Edelman	T. Brady	S. Michel	C. Hogan (WR)
10/21	at Chicago	J. Gordon	T. Brown	J. Thuney	D. Andrews	S. Mason	L. Waddle	D. Allen	J. Edelman	T. Brady	S. Michel	C. Patterson (WR)
10/29	at Buffalo	J. Gordon	T. Brown	J. Thuney	D. Andrews	S. Mason	J. Thuney	R. Gronkowski	J. Edelman	T. Brady	C. Patterson	J. Develin (FB)
11/04	Green Bay	J. Gordon	T. Brown	J. Thuney	D. Andrews	S. Mason	M. Cannon	R. Gronkowski	J. Edelman	T. Brady	J. White	C. Hogan (WR)
11/11	at Tennessee	J. Gordon	T. Brown	J. Thuney	D. Andrews	T. Karras	M. Cannon	D. Allen	J. Edelman	T. Brady	J. White	C. Patterson (RB)
11/25	at N.Y. Jets	J. Gordon	T. Brown	J. Thuney	D. Andrews	S. Mason	M. Cannon	R. Gronkowski	J. Edelman	T. Brady	S. Michel	C. Hogan (WR)
12/02	Minnesota	J. Gordon	T. Brown	J. Thuney	D. Andrews	S. Mason	M. Cannon	R. Gronkowski	J. Edelman	T. Brady	S. Michel	J. Develin (FB)
12/09	at Miami	J. Gordon	T. Brown	J. Thuney	D. Andrews	S. Mason	M. Cannon	R. Gronkowski	J. Edelman	T. Brady	S. Michel	C. Patterson (WR)
12/16	at Pittsburgh	J. Gordon	T. Brown	J. Thuney	D. Andrews	S. Mason	M. Cannon	R. Gronkowski	J. Edelman	T. Brady	R. Burkhead	J. Develin (FB)
12/23	Buffalo	C. Hogan	T. Brown	J. Thuney	D. Andrews	S. Mason	M. Cannon	D. Allen	J. Edelman	T. Brady	R. Burkhead	J. Develin (FB)
12/30	N.Y. Jets	C. Hogan	T. Brown	J. Thuney	D. Andrews	S. Mason	M. Cannon	D. Allen	J. Edelman	T. Brady	S. Michel	J. Develin (FB)
01/13	L.A. Chargers	C. Hogan	T. Brown	J. Thuney	D. Andrews	S. Mason	M. Cannon	R. Gronkowski	J. Edelman	T. Brady	R. Burkhead	J. White (RB)
01/20	at Kansas City	D. Allen (TE)	T. Brown	J. Thuney	D. Andrews	S. Mason	M. Cannon	R. Gronkowski	J. Edelman	T. Brady	S. Michel	J. Develin (FB)
02/03	at L.A. Rams	C. Hogan	T. Brown	J. Thuney	D. Andrews	S. Mason	M. Cannon	R. Gronkowski	J. Edelman	T. Brady	S. Michel	J. Develin (FB)

DEFENSE

Date	Opponent	LE	DT	DT	RE	LB	LB	LB	LCB	RCB	S	S
09/09	Houston	T. Flowers	L. Guy	M. Brown	J. Bentley (LB)	D. Hightower	K. Van Noy	J. Jones (DB)	E. Rowe	S. Gilmore	P. Chung	D. McCourty
09/16	at Jacksonville	T. Flowers	L. Guy	M. Brown	K. Davis	D. Hightower	K. Van Noy	E. Roberts	E. Rowe	S. Gilmore	P. Chung	D. McCourty
09/23	at Detroit	J. Bentley (LB)	L. Guy	M. Brown	A. Clayborn	D. Hightower	K. Van Noy	E. Roberts	J. McCourty	S. Gilmore	D. Harmon	D. McCourty
09/30	Miami	T. Flowers	L. Guy	M. Brown	D. Hightower (LB)	E. Roberts	K. Van Noy	J. Jones (DB)	J. McCourty	S. Gilmore	P. Chung	D. McCourty
10/04	Indianapolis	T. Flowers	L. Guy	M. Brown	D. Hightower (LB)	E. Roberts	K. Van Noy	J. Jones (DB)	J. McCourty	S. Gilmore	P. Chung	D. McCourty
10/14	Kansas City	T. Flowers	L. Guy	M. Brown	D. Hightower (LB)	E. Roberts	K. Van Noy	J. Jones (DB)	J. McCourty	S. Gilmore	P. Chung	D. McCourty
10/21	at Chicago	T. Flowers	L. Guy	M. Brown	D. Hightower (LB)	E. Roberts	K. Van Noy	D. Harmon (DB)	J. McCourty	S. Gilmore	P. Chung	D. McCourty
10/29	at Buffalo	T. Flowers	L. Guy	M. Brown	D. Wise	E. Roberts	K. Van Noy	J. Simon	J. McCourty	S. Gilmore	P. Chung	D. McCourty
11/04	Green Bay	T. Flowers	D. Wise	M. Brown	K. Davis	D. Hightower	K. Van Noy	J. Jones (DB)	J. McCourty	S. Gilmore	P. Chung	D. McCourty
11/11	at Tennessee	T. Flowers	L. Guy	D. Wise	K. Davis	D. Hightower	K. Van Noy	D. Harmon (DB)	J. McCourty	S. Gilmore	P. Chung	D. McCourty
11/25	at N.Y. Jets	T. Flowers	L. Guy	M. Brown	J. Simon	D. Hightower	K. Van Noy	E. Roberts	J. McCourty	S. Gilmore	P. Chung	D. McCourty
12/02	Minnesota	T. Flowers	L. Guy	M. Brown	D. Hightower (LB)	E. Roberts	K. Van Noy	J. Jackson (DB)	J. McCourty	S. Gilmore	P. Chung	D. McCourty
12/09	at Miami	T. Flowers	L. Guy	M. Brown	D. Hightower (LB)	E. Roberts	K. Van Noy	J. Jackson (DB)	J. McCourty	S. Gilmore	D. Harmon	D. McCourty
12/16	at Pittsburgh	T. Flowers	L. Guy	M. Brown	D. Hightower (LB)	K. Van Noy	J. Jackson (DB)	D. Harmon (DB)	J. McCourty	S. Gilmore	P. Chung	D. McCourty
12/23	Buffalo	T. Flowers	L. Guy	M. Brown	D. Wise	D. Hightower	K. Van Noy	E. Roberts	J. Jackson	S. Gilmore	P. Chung	D. McCourty
12/30	N.Y. Jets	T. Flowers	L. Guy	M. Brown	D. Wise	D. Hightower	K. Van Noy	D. Harmon (DB)	J. Jackson	S. Gilmore	P. Chung	D. McCourty
01/13	L.A. Chargers	T. Flowers	L. Guy	M. Brown	D. Shelton	D. Hightower	K. Van Noy	E. Roberts	J. McCourty	S. Gilmore	P. Chung	D. McCourty
01/20	at Kansas City	T. Flowers	L. Guy	J. Simon (RE)	D. Hightower (LB)	K. Van Noy	J. Jackson (DB)	J. Jones (DB)	J. McCourty	S. Gilmore	P. Chung	D. McCourty
02/03	at L.A. Rams	T. Flowers	L. Guy	M. Brown	D. Wise	D. Hightower	K. Van Noy	J. Jones (DB)	J. McCourty	S. Gilmore	P. Chung	D. McCourty

2018 TRANSACTIONS

FEBRUARY 2018

2/6/2018	Ferentz, James Signed to a future contract
2/6/2018	Hollister, Cody Signed to a future contract
2/6/2018	Jones, David Signed to a future contract
2/6/2018	King, Jason Signed to a future contract
2/6/2018	Lewis, Ryan Signed to a future contract
2/6/2018	McCarron, Riley Signed to a future contract
2/6/2018	Travis, Demarius Signed to a future contract
2/6/2018	Tye, Will Signed to a future contract
2/6/2018	Wiltz, Jomal Signed to a future contract

MARCH 2018

3/7/2018	Bennett, Martellus Released
3/7/2018	Reedy, Bernard Released
3/15/2018	Shelton, Danny Acquired Via Trade (Cleveland)
3/15/2018	McCourty, Jason Acquired Via Trade (Cleveland)
3/15/2018	Burkhead, Rex Re-signed
3/17/2018	Clayborn, Adrian Signed
3/17/2018	Hill, Jeremy Signed
3/17/2018	Tobin, Matt Signed
3/19/2018	McClellin Shea Released
3/19/2018	Patterson, Cordarrelle Acquired Via Trade (Oakland)
3/21/2018	Slaters, Matthew Re-signed
3/23/2018	Flowers, Marquis Re-signed
3/26/2018	Waddle, LaAdrian Re-signed

APRIL 2018

4/4/2018	Cooks, Brandin Traded to Los Angeles Rams
4/4/2018	Bowanko, Luke Signed
4/4/2018	Niklas, Troy Signed
4/6/2018	Matthews, Jordan Signed
4/24/2018	John, Ulrick Signed
4/26/2018	Wynn, Isaiah Drafted
4/26/2018	Michel, Sony Drafted
4/27/2018	Brown, Trent Acquired Via Trade (San Francisco)
4/27/2018	Dawson Jr., Duke Drafted
4/28/2018	Bentley, Ja'Whaun Drafted
4/28/2018	Sam, Christian Drafted
4/28/2018	Berrios, Braxton Drafted
4/28/2018	Eting, Danny Drafted
4/28/2018	Crossen, Keion Drafted
4/28/2018	Izzo, Ryan Drafted

MAY 2018

5/10/2018	King, Jason Released
5/11/2018	Andrews, Darren Signed
5/11/2018	Atkins, John Signed
5/11/2018	Harris, Trent Signed
5/11/2018	Herron, Frank Signed
5/11/2018	Jackson, J.C. Signed
5/11/2018	Lacy, Chris Signed
5/11/2018	Moore, A.J. Signed
5/11/2018	Webb, Ralph Signed
5/11/2018	Wimann, Shane Signed
5/11/2018	Bentley, Ja'Whaun Signed/Draft Choice
5/11/2018	Berrios, Braxton Signed/Draft Choice
5/11/2018	Crossen, Keion Signed/Draft Choice
5/11/2018	Eting, Danny Signed/Draft Choice
5/11/2018	Izzo, Ryan Signed/Draft Choice
5/11/2018	Sam, Christian Signed/Draft Choice
5/11/2018	Garcia, Tony Released
5/14/2018	Bojorquez, Corey Signed
5/14/2018	Andrews, Darren Released
5/15/2018	Andrews, Darren Placed on Reserve/Non-Football Injury
5/16/2018	Dawson Jr., Duke Signed/Draft Choice
5/18/2018	King, Jason Signed
5/18/2018	Lacy, Chris Released

JUNE, 2018

6/22/2018	Wynn, Isaiah Signed/Draft Choice
-----------	--------------	---------------------------

JULY 2018

7/23/2018	Michel, Sony Signed/Draft Choice
7/23/2018	Jelks, Andrew Reserve/Retired
7/23/2018	Turner, Devin Signed
7/23/2018	Jones, David Released
7/24/2018	Pleasant, Eddie Signed
7/24/2018	Theaker, Nate Signed
7/24/2018	Hollister, Cody Released
7/26/2018	Hollister, Cody Placed on Reserve/Non-Football Injury
7/27/2018	Turner, Paul Released
7/27/2018	Niklas, Troy Released
7/31/2018	Schwenke, Brian Signed
7/31/2018	Wimann, Shane Released

AUGUST 2018

8/1/2018	Poggi, Henry Signed
8/1/2018	Matthews, Jordan Released
8/2/2018	Theaker, Nate Released
8/3/2018	Decker, Eric Signed
8/6/2018	Mitchell, Malcolm Released
8/22/2018	Britt, Kenny Released
8/27/2018	Decker, Eric Released
8/27/2018	Pleasant, Eddie Released
8/27/2018	Farrow, Kenneth Signed
8/27/2018	Maye, K.J. Signed
8/27/2018	Muhammad, Khalfani Signed
8/31/2018	Richards, Jordan Traded to Atlanta
8/31/2018	Herron, Frank Released
8/31/2018	Lewis, Ryan Released
8/31/2018	Lucien, Devin Released
8/31/2018	Muhammad, Khalfani Released
8/31/2018	Turner, Paul Released

SEPTEMBER 2018

9/1/2018	Berrios, Braxton Placed on Reserve/Injured
9/1/2018	John, Ulrick Placed on Reserve/Injured
9/1/2018	Sam, Christian Placed on Reserve/Injured
9/1/2018	Wynn, Isaiah Placed on Reserve/Injured
9/1/2018	Atkins, John Released
9/1/2018	Bojorquez, Corey Released
9/1/2018	Bolden, Brandon Released
9/1/2018	Bowanko, Luke Released
9/1/2018	Croston, Cole Released
9/1/2018	Eting, Danny Released
9/1/2018	Farrow, Kenneth Released
9/1/2018	Ferentz, James Released
9/1/2018	Flowers, Marquis Released
9/1/2018	Gillslee, Mike Released
9/1/2018	Harris, Trent Released
9/1/2018	Jones, Cyrus Released
9/1/2018	King, Jason Released
9/1/2018	Langi, Harvey Released
9/1/2018	Lee, Eric Released
9/1/2018	Maye, K.J. Released
9/1/2018	McCarron, Riley Released
9/1/2018	Moore, A.J. Released
9/1/2018	Poggi, Henry Released
9/1/2018	Schwenke, Brian Released
9/1/2018	Tobin, Matt Released
9/1/2018	Travis, Demarius Released
9/1/2018	Tye, Will Released
9/1/2018	Valentine, Vincent Released
9/1/2018	Webb, Ralph Released
9/1/2018	Wiltz, Jomal Released
9/2/2018	Darboh, Amara Claimed off Waivers (SEA)
9/2/2018	Hansen, Chad Claimed off Waivers (NY)
9/2/2018	Izzo, Ryan Placed on Reserve/Injured
9/2/2018	Croston, Cole Signed to the practice squad
9/2/2018	Eting, Danny Signed to the practice squad
9/2/2018	Ferentz, James Signed to the practice squad
9/2/2018	Harris, Trent Signed to the practice squad
9/2/2018	McCarron, Riley Signed to the practice squad
9/2/2018	Valentine, Vincent Signed to the practice squad
9/2/2018	Webb, Ralph Signed to the practice squad
9/2/2018	Wiltz, Jomal Signed to the practice squad

2018
SEASON

SEPTEMBER (CONTINUED)

9/4/2018 Schwenke, Brian Signed
 9/4/2018 Darboh, Amara Released
 9/4/2018 Billingsley, Jace Signed to the practice squad
 9/4/2018 Smith, Eric Signed to the practice squad
 9/6/2018 McCarron, Riley Signed from the practice squad
 9/6/2018 Dawson Jr., Duke Placed on Reserve/Injured
 9/6/2018 Anderson, Stephen Signed to the practice squad
 9/10/2018 Hill, Jeremy Placed on Reserve/Injured
 9/10/2018 Hansen, Chad Released
 9/10/2018 McCarron, Riley Released
 9/12/2018 Barner, Kenjon Signed
 9/12/2018 Coleman, Corey Signed
 9/12/2018 Fowler III, Bennie Signed
 9/12/2018 Farrow, Kenneth Signed to the practice squad
 9/12/2018 Billingsley, Jace Released from the practice squad
 9/15/2018 Croston, Cole Signed from the practice squad
 9/15/2018 Fowler III, Bennie Released
 9/15/2018 McCarron, Riley Signed to the practice squad
 9/17/2018 Gordon, Josh Acquired via Trade (Cleveland)
 9/17/2018 Coleman, Corey Released
 9/18/2018 Billingsley, Jace Signed to the practice squad
 9/18/2018 McCarron, Riley Placed on Reserve/Injured
 9/19/2018 Jones, Cyrus signed from Baltimore practice squad
 9/19/2018 Barner, Kenjon Released
 9/20/2018 Coleman, Corey Signed to the practice squad
 9/20/2018 Farrow, Kenneth Released from the practice squad
 9/26/2018 Barner, Kenjon Signed
 9/26/2018 Simon, John Signed
 9/26/2018 Bentley, Ja'Whaun Placed on Reserve/Injured
 9/26/2018 Burkhead, Rex Placed on Reserve/Injured
 9/26/2018 Jones, David Signed to the practice squad
 9/26/2018 Billingsley, Jace Released from the practice squad
 9/29/2018 Coleman, Corey Released from the practice squad

OCTOBER 2018

10/4/2018 Edelman, Julian Activated to the 53-man roster
 10/4/2018 Barner, Kenyon Released
 10/6/2018 Jones, Cyrus Released
 10/8/2018 Barner, Kenyon Signed
 10/8/2018 Herron, Frank Signed to the practice squad
 10/8/2018 Munson, Calvin Signed to the practice squad
 10/8/2018 Valentine, Vincent Released from the practice squad
 10/8/2018 Webb, Ralph Released from the practice squad
 10/9/2018 Farrow, Kenneth Signed to the practice squad
 10/30/2018 Rowe, Eric Placed on Reserve/Injured

NOVEMBER 2018

11/3/2018 Ferentz, James Signed from the practice squad
 11/5/2018 Kamalu, Ufomba Signed to the practice squad
 11/6/2018 McClellan, Albert Signed
 11/6/2018 Melifonwu, Obi Signed
 11/6/2018 Schwenke, Brian Placed on Reserve/Injured
 11/6/2018 Croston, Cole Released
 11/6/2018 Grissom, Geneo Released
 11/6/2018 Farrow, Kenneth Released from the practice squad
 11/7/2018 Tobin, Matt Signed
 11/7/2018 Ferguson, Josh Signed to the practice squad
 11/8/2018 Croston, Cole Signed to the practice squad
 11/8/2018 Jones, David Released from the practice squad
 11/9/2018 Patterson, Damoun Signed to the practice squad
 11/9/2018 Ferguson, Josh Released from the practice squad
 11/13/2018 Dawson Jr., Duke Activated to the 53-man roster
 11/13/2018 Barner, Kenjon Released
 11/13/2018 Grigsby, Nicholas Released
 11/14/2018 Humber, Ramon Signed
 11/26/2018 Burkhead, Rex Activated to the 53-man roster
 11/26/2018 Tobin, Matt Released

DECEMBER 2018

12/19/2018 Weathersby, Toby Signed to the practice squad
 12/21/2018 Kamalu, Ufomba Signed from the practice squad
 12/21/2018 Adams, Tony Signed to the practice squad
 12/24/2018 Weathersby, Toby Released from the practice squad

JANUARY 2019

1/8/2019 Hollister, Jacob Placed on Reserve/Injured
 1/8/2019 Anderson, Stephen Signed from the practice squad
 1/8/2019 Howard, A.J. Signed to the practice squad
 1/8/2019 Skipper, Dan Signed to the practice squad

HISTORY



2019 Patriots Hall of Fame
Inductee Rodney Harrison

PATRIOTS HALL OF FAME



THE PATRIOTS HALL OF FAME PRESENTED BY RAYTHEON

The Patriots Hall of Fame presented by Raytheon offers a cutting-edge, highly-interactive museum experience. It showcases New England Patriots history while providing a permanent home to the team's hall of fame. The facility features 20,000 square feet of exhibit space and utilizes the latest in design concepts and multimedia technology to bring the Patriots story to life. It's incredible Super Bowl Experience gallery has undergone renovations over the last three years and houses all six Vince Lombardi Super Bowl Championship Trophies as well as the stories and highlights behind those titles. The Hall of Fame's integrated STEM (science, technology, engineering and math) program touches more than 20,000 school field trip visitors annually while also honoring a Massachusetts STEM Teacher of the Year. The Hall of Fame opened in 2008 and is a unique sports hall of fame and interactive experience as well as a must-visit attraction for Patriots and football fans alike.

HISTORY OF THE PATRIOTS HALL OF FAME

The Patriots Hall of Fame was established in 1991 as a way to honor the greatest players in franchise history. A selection committee of media and staff was formed to select players for induction and appropriately, John Hannah was the first player enshrined. Eight additional players were inducted from 1992-95. Andre Tippett (1999) and Bruce Armstrong (2001) rounded out the Patriots Hall of Fame's first 11 members. In 2007, the Patriots introduced a new method of selecting players for the team's hall of fame in advance of the opening of The Patriots Hall of Fame presented by Raytheon. Moving forward, one player will be enshrined in the Patriots Hall of Fame each year, with a nomination committee determining three finalists each spring and fans voting for the final choice through Patriots.com each spring.

SENIOR SELECTION COMMITTEE

The Patriots formed a senior selection committee to ensure that early era players are not overlooked in the voting process. The committee consists of veteran media and staff members who gather to discuss candidates who have been retired for at least 25 years to identify the player most deserving of Patriots Hall of Fame recognition.


PATRIOTS HALL OF FAME

Player	Pos.	Years	Enshrined
Houston Antwine	DL	1961-71	2015
Bruce Armstrong	T	1987-2000	2001
Drew Bledsoe	QB	1993-2001	2011
Troy Brown	WR	1993-2007	2012
Tedy Bruschi	LB	1996-2008	2013
Nick Buoniconti*	LB	1962-68	1992
Gino Cappelletti	WR/K	1960-70	1992
Raymond Clayborn	CB	1977-89	2017
Ben Coates	TE	1991-99	2008
Sam Cunningham	RB	1973-79, 81-82	2010
Bob Dee	DE	1960-67	1993
Kevin Faulk	RB	1999-2011	2016
Leon Gray	T	1973-78	2019
Steve Grogan	QB	1975-90	1995
Rodney Harrison	S	2003-08	2019
John Hannah*	G	1973-85	1991
Mike Haynes*	CB	1976-82	1994
Jim Lee Hunt	DT	1960-70	1993
Ty Law*	CB	1995-2004	2014
Matt Light	T	2001-2011	2018
Willie McGinest	DE/LB	1994-2005	2015
Stanley Morgan	WR	1977-89	2007
Jon Morris	C	1964-74	2011
Jim Nance	FB	1965-71	2009
Steve Nelson	LB	1974-87	1993
Vito "Babe" Parilli	QB	1961-67	1993
Andre Tippett*	LB	1982-93	1999

Contributors

Contributors	Position	Enshrined
William H. "Billy" Sullivan, Jr.	Founder	2009
Gil Santos	Broadcaster	2013

*-Also in Pro Football Hall of Fame



PATRIOTS HALL OF FAME BIOS

Career Patriots in Pro Football Hall of Fame: John Hannah, Andre Tippett

Other Patriots Hall of Famers in Pro Football Hall of Fame: Nick Buoniconti, Mike Haynes, Ty Law

Patriots Hall of Fame Players: Houston Antwine, Bruce Armstrong, Drew Bledsoe, Troy Brown, Tedy Bruschi, Gino Cappelletti, Raymond Clayborn, Ben Coates, Sam Cunningham, Bob Dee, Kevin Faulk, Leon Gray, Steve Grogan, Jim Lee Hunt, Matt Light, Willie McGinest, Stanley Morgan, Jon Morris, Jim Nance, Steve Nelson, Babe Parilli

Patriots Hall of Fame Contributors: William H. "Billy" Sullivan, Gil Santos



John Hannah • G • Alabama

Patriots Seasons (13): 1973-85 • Pro Bowls (9)
Pro Football Hall of Fame 1991 • Patriots Hall of Fame 1991

Hannah spent his entire 13-season career with the Patriots, from 1973 through the Super Bowl season of 1985 ... The first Patriots player to be inducted into the Pro Football Hall of Fame ... One of two Patriots voted to the NFL's 75th Anniversary Team ... Named to the Patriots 35th Anniversary Team in 1994 ... Named the Player of the Century on the Patriots Team of the Century in 2000 ... Played in 183 games, while missing only five games due to injury ... Selected to nine Pro Bowls (1976, 1978-85) ... Named All-Pro for 10 consecutive years (1976-85) ... Won the NFL Players Association's Offensive Lineman of the Year Award for four straight seasons (1978-81) ... Powered an offensive line that helped set an NFL record with 3,165 rushing yards in 1978 - a record that has not been challenged in more than 30 seasons ... Named to the Patriots All-Time Team in 2009.



HISTORY



Andre Tippett • LB • Iowa

Patriots Seasons (11): 1982-88, 90-93 • Pro Bowls (5)
Pro Football Hall of Fame 2008 • Patriots Hall of Fame 1999

Tippett spent his entire 12-year career with the Patriots ... Elected to the Pro Football Hall of Fame in 2008, joining John Hannah as the only two players to earn induction to the Hall of Fame after spending their entire career with the Patriots ... From 1984-85, Tippett recorded 35 sacks, a total that stands tied as the highest two-season sack total by a linebacker in NFL history ... He achieved his record sack totals despite playing his career as a strong-side linebacker (opposite the opposing tight end), a position from which few other players have excelled in the pass rush to the extent that Tippett did ... He was named to the NFL's 1980s All-Decade Team and was named the NFL's linebacker of the year by the NFL Players Association for three straight seasons from 1985-87 ... Finished his career as the only Patriots player to record 100 career sacks, a mark that stands as the franchise's all-time record ... Set the Patriots franchise single-season sack record with 18.5 in 1984 ... Also holds the second and tied for third-highest totals with 16.5 in 1985 and 12.5 in 1987 ... Was a member of the 1985 AFC Champions ... Has worked in the Patriots front office since his 1994 retirement and currently serves as the team's executive director of community affairs....Named to the Patriots All-Time Team in 2009.



TIPPETT'S PATRIOTS STATISTICS

Years	G	TT	UT	Sack	FF	FR	Years	G	TT	UT	Sack	FF	FR	Years	G	TT	UT	Sack	FF	FR
1982	9	28	10	0	0	1	1987	13	83	53	12.5	0	3	1992	14	40	33	7	3	0
1983	15	86	48	8.5	1	1	1988	12	50	31	7	0	0	1993	16	76	50	8.5	1	4
1984	16	118	48	18.5	1	0	1989	Injured Reserve						Totals	151	778	456	100	14	17
1985	16	97	65	16.5	3	3	1990	13	72	38	3.5	1	1							
1986	11	63	39	9.5	2	1	1991	16	65	41	8.5	2	3							

PATRIOTS HALL OF FAME BIOS



Nick Buoniconti • LB • Notre Dame

Patriots Seasons (7): 1962-68 • AFL All-Star Games (5)
Pro Football Hall of Fame 2001 • Patriots Hall of Fame 1992

Buoniconti played for the Patriots from 1962 to 1968 before finishing his career with the Miami Dolphins ... In 2001, became the third Patriot to be named to the Pro Football Hall of Fame ... Appeared in five consecutive AFL All-Star games during his Patriots career (1963-67) ... Was a key contributor to the Patriots first championship game appearance in the 1963 AFL Championship ... The leading vote-getter on the 1966 AFL All-Star team ... Recorded 24 interceptions as a Patriot ... Went on to play for the undefeated 1972 Miami Dolphins as a part of the "No Name Defense" ... Named to the All-AFL 10 Year Anniversary Team in 1971 ... Named to the Patriots All-Time Team in 2009.



BUONICONTI'S PATRIOTS STATISTICS

Years	Games	Int	Yds	Avg	LG	TD	Sacks	Years	Games	Int	Yds	Avg	LG	TD	Sacks
1962	14	2	3	1.5	3	0	1.0	1966	14	4	43	10.8	41	0	0.0
1963	14	3	42	14.0	26	0	6.5	1967	13	4	7	1.8	7	0	1.0
1964	14	5	75	15.0	26	0	4.5	1968	8	3	22	7.3	14	0	3.0
1965	14	3	31	10.3	26	0	2.0	Patriots Totals	91	24	223	9.3	41	0	18.0

HISTORY



Mike Haynes • CB • Arizona State

Patriots Seasons (7): 1976-82 • Pro Bowls (6)
Pro Football Hall of Fame 1997 • Patriots Hall of Fame 1994

Haynes played for the Patriots from 1976 to 1982 before finishing his career with the Los Angeles Raiders from 1983-89 ... In 1997, he became the second Patriot to be elected to the Pro Football Hall of Fame ... Selected to the NFL's 75th Anniversary Team ... Named to the NFL's all-decade team for the 1980s ... Named to six Pro Bowls (1976-80 and 1982) with the Patriots and three more with the Raiders ... Voted to two All-Pro teams, six All-AFC teams and the All-Rookie team during his Patriots career ... Named to the Patriots 35th Anniversary Team in 1994 ... Named to the Patriots Team of the Century in 2000 ... His 28 interceptions in a Patriots uniform rank sixth in franchise history ... Became the first player in Patriots history to return a punt for a touchdown with an 89-yard return against Buffalo on Nov. 7, 1976 ... Named to the Patriots All-Time Team in 2009.



HAYNES' PATRIOTS STATISTICS

Years	INTERCEPTIONS						PUNT RETURNS				
	G	No	Yds	Avg	LG	TD	No	Yds	Avg	LG	TD
1976	14	8	90	11.3	28	0	45	608	13.5	89t	2
1977	14	5	54	10.8	22	0	24	200	8.3	46	0
1978	16	6	123	20.5	50	1	14	183	13.1	35	0
1979	16	3	66	22.0	33	0	5	16	3.2	5	0
1980	13	1	31	31.0	31	0	17	140	8.2	35	0
1981	8	1	3	3.0	3	0	66	12	2.0	6	0
1982	9	4	26	6.5	26	0	0	0	0.0	0	0
Patriots Totals	90	28	393	14.0	50	1	111	1,159	10.4	89t	2

PATRIOTS HALL OF FAME BIOS



Ty Law • CB • Michigan

Patriots Seasons (10): 1995-2004 • Pro Bowls (4)

Pro Football Hall of Fame 2019 • Patriots Hall of Fame 2014




Law spent 10 seasons with the Patriots (1995-2004) after joining the team as a first-round (23rd overall) draft pick out of Michigan in 1995 ... Law was a three-time Super Bowl Champion (XXXVI, XXXVIII, XXXIX), a four-time Pro Bowl player (1998, 2001, 2002, 2003) and a two-time All-Pro (1998, 2003) during his tenure with the Patriots ... Law tied Raymond Clayborn's career franchise-record with 36 interceptions and finished with the most interception-return yards in team history with 583 ... His six interceptions returned for touchdowns are also a franchise best ... Law had nine interceptions in 1998 to become the first Patriots player to lead the NFL in that category ... He was a playmaker who played some of his best games in the postseason ... He helped lead the Patriots to their first Super Bowl title in 2001 when he intercepted a Kurt Warner pass against the Rams and returned it 47 yards for a touchdown for the first points of the game ... In the 2003 AFC Championship Game, Law intercepted three Peyton Manning passes while leading the Patriots to a 24-14 victory over the Indianapolis Colts ... Law was part of a record-breaking Patriots defense in 2003 that led the NFL in five key categories: opponents points per game (14.9), interceptions (29), fewest touchdown receptions allowed (11), opponent's passer rating (56.2) and pass deflections (121) as the team captured its second Super Bowl title in a win over the Carolina Panthers ... Law is a member of the NFL's all-decade team for the 2000s as well as the Patriots all-1990s and all-2000s decade teams. He was also selected to the Patriots 50th Anniversary Team.

LAW'S PATRIOTS STATISTICS

Years	INTERCEPTIONS						Years	INTERCEPTIONS					
	G	No	Yds	Avg	LG	TD		G	No	Yds	Avg	LG	TD
1995	14	3	47	15.7	38	0	2001	16	3	91	30.3	46t	2
1996	13	3	45	15.0	38t	1	2002	16	4	33	8.3	29	0
1997	16	3	70	23.3	40	0	2003	15	6	112	18.7	65t	1
1998	16	9	133	14.8	59t	1	2004	7	1	0	0.0	0	0
1999	13	2	20	10.0	27t	1	Patriots Totals	140	36	583	16.2	65t	6
2000	15	2	32	16.0	32	0							

HISTORY



Houston Antwine • DL • Southern Illinois

Patriots Seasons (11): 1961-71 • AFL All-Star Games (6)

Patriots Hall of Fame 2015

Antwine played for the Patriots for 11 seasons, appearing in 142 games from 1961-71 ... He led the Patriots in sacks in three consecutive seasons from 1967-69 and his 39 career sacks are tied for 11th (with Richard Seymour) on the Patriots all-time career sacks list ... Antwine earned six consecutive American Football League (AFL) All-Star selections from 1963-68 ... His six all-star appearances are tied for the fifth highest total in franchise history ... He was acquired in a trade from the Houston Oilers in exchange for a fourth-round pick in the 1962 AFL Draft on April 1, 1961 ... He is a member of the Patriots 50th Anniversary Team and a member of the 1960s All-Decade Team ... Antwine passed away on Dec. 26, 2011 at the age of 72.

ANTWINE'S PATRIOTS STATISTICS

Years	G	Sacks	Years	G	Sacks	Years	G	Sacks
1961	14	0.0	1965	14	3.5	1969	14	5.0
1962	14	0.0	1966	14	1.5	1970	14	6.0
1963	14	4.0	1967	13	6.0	1971	3	0.0
1964	14	5.5	1968	14	7.5	Totals	142	39.0

PATRIOTS HALL OF FAME BIOS



Bruce Armstrong • T • Louisville

Patriots Seasons (14): 1987-2000 • Pro Bowls (6)
Patriots Hall of Fame 2001

Armstrong spent his entire 14-season career with the Patriots, from 1987 to 2000 ... Started all 212 games he played in, the second-most in franchise history, behind Tom Brady ... Appeared in six Pro Bowls during his Patriots career (1990-91, 1994-97) ... One of only four Patriots players to play in three decades with the Patriots (1980s, 1990s and 2000s) ... Named to the Patriots 35th Anniversary Team in 1994 ... Named to the Patriots Team of the Century in 2000 ... Named to the Patriots All-Time Team in 2009.



Drew Bledsoe • QB • Washington State

Patriots Seasons (9): 1995-2004 • Pro Bowls (3)
Patriots Hall of Fame 2011

Bledsoe was the first overall pick in the 1993 NFL Draft and for the next eight years was considered the face of the Patriots franchise ... During his nine-year Patriots career, he broke the Patriots career passing records for attempts (4,518), completions (2,544) and yards (29,657) ... Bledsoe still holds the Patriots single-season passing records for attempts (691) ... He still holds the NFL record for attempts (70) and completions (45) in a game against Minnesota in 1994 that sparked a seven-game win streak, propelling the Patriots to their first playoff berth in eight years ... Bledsoe led the Patriots to the playoffs four times in his first six seasons,

helping the team earn back-to-back division titles and three consecutive playoff berths for the first time in franchise history ... In 1996, he guided the Patriots to their second AFC Championship in franchise history and a trip to Super Bowl XXXI ... Bledsoe became the first quarterback in NFL history with four seasons of 600+ pass attempts, including three straight from 1994-96 with the Patriots.

BLEDSOE'S PATRIOTS STATISTICS

PASSING										PASSING									
Years	G	Att	Comp	Pct.	Yds	TD	Int	Rat.		Years	G	Att	Comp	Pct.	Yds	TD	Int	Rat.	
1993	13	429	214	49.9	2494	15	15	65.0		1998	14	481	263	54.7	3633	20	14	80.9	
1994	16	691	400	57.9	4555	25	27	73.6		1999	16	539	305	56.6	3985	19	21	75.6	
1995	15	636	323	50.8	3507	13	16	63.7		2000	16	531	312	58.8	3291	17	13	77.3	
1996	16	623	373	59.9	4086	27	15	83.7		2001	2	66	40	60.6	400	2	2	75.3	
1997	16	522	314	60.2	3706	28	15	87.7		Totals	124	4518	2544	56.3	29657	166	138	75.9	

PATRIOTS HALL OF FAME BIOS



Troy Brown • WR • Marshall


Patriots Seasons (15): 1993-2007 • Pro Bowls (1)
Patriots Hall of Fame 2012

Brown spent his entire 15-season NFL career with the Patriots (1993-2007) after being drafted by the team in the eighth round (198th overall) of the 1993 NFL Draft out of Marshall ... Brown retired in 2008 as the Patriots all-time leading receiver with 557 career receptions ... He is the team's all-time leading punt returner with 252 career returns and 2,625 punt return yards ... He places fourth in the team's record book with 6,366 career receiving yards and is tied for second in franchise history with three punt returns for touchdowns ... Brown played in 192 games, placing him sixth on the franchise's all-time games played list, and his 15 seasons with the franchise ties Julius Adams for the third-longest tenure in a Patriots uniform behind Steve Grogan (16) and

Tom Brady's franchise-record 19 seasons ... Brown was a five-time co-captain for the club (2002-06) and earned Pro Bowl honors in 2001 ... In 2004, he added defense to his resume as he saw significant action in the defensive backfield and finished second on the team with three interceptions ... Brown's significant contributions in all three phases of the game – offense, defense and special teams – made him one of the most versatile and beloved players in the history of the Patriots franchise ... Brown was a key contributor to each of the Patriots first three Super Bowl victories ... In 2001, Brown led the team with 18 postseason receptions as New England won its first world championship in Super Bowl XXXVI ... In the championship game against the St. Louis Rams, Brown led the team with six receptions and 89 yards, including a key 23-yard grab on the game-winning drive ... Two years later, he tied for the team lead with 17 playoff receptions as the Patriots won Super Bowl XXXVIII over Carolina.

BROWN'S PATRIOTS STATISTICS

RECEIVING							Years							Years						
Year	G	Rec	Yds	Avg	Lg	TD	Years	G	Rec	Yds	Avg	Lg	TD	Years	G	Rec	Yds	Avg	Lg	TD
1993	12	2	22	11.0	14	0	1999	13	36	471	13.1	37	1	2004	12	17	184	10.8	22	1
1994	9	0	0	0.0	0	0	2000	16	83	944	11.4	44t	4	2005	13	39	466	11.9	71	2
1995	16	14	159	10.9	31	0	2001	16	101	1199	11.9	60t	5	2006	16	43	384	8.9	23	4
1996	16	21	222	10.6	38	0	2002	14	97	890	9.2	38	3	2007	1	0	0	0.0	0	0
1997	16	41	607	14.8	67	6	Totals			192	557	6366	11.4	82t	31					



Tedy Bruschi • LB • Arizona

Patriots Seasons (13): 1996-2008 • Pro Bowls (1)
Patriots Hall of Fame 2013

Bruschi closed his 13-year career as one of the most productive Patriots players in the team's history ... As a team captain, Bruschi's relentless work ethic and on-field intensity helped set the tone for the entire team ... Bruschi was originally drafted by the Patriots in the third round of the 1996 NFL Draft ... Bruschi left the football field having played a major role in leading the Patriots to 11 winning records, including nine playoff seasons, eight division championships, five conference titles and three Super Bowl crowns ... In Bruschi's 211 career games (including regular season and playoffs), the Patriots had a 144-67 (.682) record, including a 16-6 (.727) playoff mark ... Bruschi earned his first Pro Bowl honor following the 2004 season after co-captaining a Patriots

defense that allowed just 16.25 points per game, the fifth-fewest in franchise history ... Bruschi is the only player in NFL history to return four consecutive interceptions for touchdowns and his career total of four picks returned for scores ranks second in Patriots history ... He is tied for sixth in NFL history among linebackers, and Bruschi is the only Patriots linebacker to return multiple interceptions for scores in a single season (2002 and 2003) ... Beyond his impressive numbers, fans and his peers revered him for his accomplishments off the field and for his dedication to the New England area ... After Bruschi suffered a stroke in February 2005, he dedicated himself to raising funds and awareness to fight stroke along with the American Stroke Association ... He established "Tedy's Team," a vehicle to help battle stroke, the number one cause of disability in the United States.

BRUSCHI'S PATRIOTS STATISTICS

Years	G	TT	UT	Sack	Int	Yds	Years	G	TT	UT	Sack	Int	Yds	Years	G	TT	UT	Sack	Int	Yds		
1996	16	11	10	4.0	0	0	2001	15	73	54	2.0	2	7	2006	15	124	67	1.5	1	8		
1997	16	30	25	4.0	0	0	2002	11	65	45	4.5	2	75	2007	16	99	69	2.0	0	0		
1998	16	81	56	2.0	0	0	2003	16	137	86	2.0	3	26	2008	13	71	38	0.0	0	0		
1999	14	138	77	2.0	1	1	2004	16	128	84	3.5	3	70	Totals			189	1134	717	30.5	12	187
2000	16	105	68	1.0	0	0	2005	9	72	38	2.0	0	0									

PATRIOTS HALL OF FAME BIOS



Gino Cappelletti • WR/K • Minnesota


Patriots Seasons (11): 1960-70 • NFL All-Star Games (5)
Patriots Hall of Fame 1992

Cappelletti spent his 11-year career with the Patriots, from 1960-70, as one of the original members of the squad ... A five-time AFL All-Star selection ... Selected as the AFL Most Valuable Player in 1964 ... One of only three players along with Jim Otto and George Blanda, to play in every game in the AFL's 10-year history ... Finished as the AFL's all-time leader in points (1,100) and field goals (170) ... Led the AFL in scoring five times ... Is the only player to score 20 or more points in eight regular season games ... He is the only player to score at least 33 percent of his team's points in eight straight seasons ... Holds the top two scoring seasons in AFL history with 155 points in 1964 and 147 points in 1961 ... Registered the fifth-highest scoring season in AFL annals with 132 points in 1965 ... Ranks third on the Patriots all-time scoring list with 1,130 points (42 TDs, 176 FGs and 342 PATs) ... Ranks third in Patriots history with 353 extra points attempted and 342 extra points made ... Enters 2019 in 11th place on the Patriots receiving list with 292 catches and 10th with 4,589 receiving yards ... Holds the Patriots single-game record for points with 28 on Dec. 18, 1965 vs. Houston ... Selected as a member of the All-AFL 10 Year Anniversary Team in 1971 ... Named to the Patriots All-Time Team in 2009.

CAPPELLETTI'S PATRIOTS STATISTICS

Year	G	RECEPTIONS					KICKING					Year	G	RECEPTIONS					KICKING				
		No	Yds	Avg	LG	TD	XP	XPA	FG	FGA	Pts			No	Yds	Avg	LG	TD	XP	XPA	FG	FGA	Pts
1960	14	1	28	28.0	28	0	30	32	8	22	60	1966	14	43	676	15.7	63	6	35	36	16	32	119
1961	14	45	768	17.1	53	8	48	50	17	32	147	1967	14	35	397	11.3	35	3	29	30	16	31	95
1962	14	34	479	14.5	40	5	38	40	20	37	128	1968	14	13	182	14.0	30	2	26	26	15	27	83
1963	14	34	493	14.5	38	2	35	36	22	38	113	1969	14	1	21	21.0	21	0	26	27	14	34	68
1964	14	49	865	17.7	58	7	36	36	25	39	155	1970	13	0	0	0.0	0	0	12	13	6	15	30
1965	14	37	680	18.4	57	9	27	27	17	27	132	Totals	153	292	4589	15.7	63	42	342	353	176	334	1,130

HISTORY



Raymond Clayborn • CB • Texas


Patriots Seasons (13): 1977-89 • Pro Bowls (3)
Patriots Hall of Fame 2017

Played for the Patriots for 13 seasons from 1977-89 ... Finished his career with a franchise-leading 36 interceptions, since tied by Ty Law in 2004 and still standing today, 30 years after finishing his Patriots career ... Entering 2019 season, his 555 interception return yards are second in franchise history to Law's 583 return yards ... As a rookie in 1977, his 31.0-yard kickoff return average and three touchdowns returns led the NFL, both of which remain single-season franchise records ... One of just 21 NFL players since the 1970 merger to finish a season with a better than 30.0-yard average on kickoff returns (min. 20 returns) and is the only Patriots player to accomplish the feat ... He was a key contributor en route to the franchise's first Super Bowl berth, intercepting Dan Marino once and recording six passes defended to help end an 18-game losing streak to the Miami Dolphins in the Orange Bowl in the 1985 AFC Championship victory ... Named to the Patriots All-Decade Teams for 1970s and 1980s.

CLAYBORN'S PATRIOTS STATISTICS

Year	G	INTERCEPTIONS					Year	G	INTERCEPTIONS				
		No	Yds	Avg	LG	TD			No	Yds	Avg	LG	TD
1977	14	0	0	0.0	0	0	1984	16	3	102	34.0	85	0
1978	16	4	72	18.0	44	0	1985	16	6	80	13.3	38	1
1979	16	5	56	11.2	27	0	1986	16	3	4	1.3	4	0
1980	16	5	87	17.4	29	0	1987	10	2	24	12.0	24	0
1981	16	2	39	19.5	39	0	1988	16	4	65	16.3	31	0
1982	9	1	26	26.0	26	0	1989	14	1	0	0.0	0	0
1983	16	0	0	0.0	0	0	Patriots Totals	191	36	555	15.4	85	1

PATRIOTS HALL OF FAME BIOS



Ben Coates • TE • Livingstone College

Patriots Seasons (9): 1991-99 • Pro Bowls (5)
Patriots Hall of Fame 2008

Coates played in 142 games over nine seasons with the Patriots, starting 105 ... Enters 2019 sixth all-time in Patriots history in receptions (490), sixth in receiving yards (5,471) and tied for third in receiving touchdowns (50) ... Set the NFL's single-season reception record for a tight end in 1994 with 96 receptions (now tied for eighth) and retired with the franchise record for receptions by a tight end (490) ... Led the team in touchdown receptions for six consecutive seasons (1993-98) and led the team in receptions five times (1993-95, 1997-98) ... Ranks in the top 20 all time among NFL tight ends in receptions (t-16th) and touchdowns (13th) ... Named to the Patriots All-Time Team in 2009.

COATES' PATRIOTS STATISTICS

Year	G	Rec	Yds	Avg	Lg	TD	Year	G	Rec	Yds	Avg	Lg	TD	Year	G	Rec	Yds	Avg	Lg	TD						
1991	16	10	95	9.5	17	1	1994	16	96	1174	12.2	62t	7	1997	16	66	737	11.2	35	8						
1992	16	20	171	8.6	22t	3	1995	16	84	915	10.9	35	6	1998	14	67	668	10.0	33	6						
1993	16	53	659	12.4	54t	8	1996	16	62	682	11.0	84t	9	1999	16	32	370	11.6	27	2						
																Totals	142	490	5471	11.2	84t	50				



Sam Cunningham • RB • Southern California

Patriots Seasons (9): 1973-79, 81-82 • Pro Bowls (1)
Patriots Hall of Fame 2010

Cunningham played for the Patriots for nine seasons, appearing in 107 games from 1973-79 and 81-82 ... Is the Patriots all-time rushing leader with 5,453 yards and his 43 rushing touchdowns are second in team history to Jim Nance ... Cunningham's 49 overall touchdowns are fifth in team history ... Played a significant role in helping the Patriots set the NFL record for most rushing yards gained in a season with 3,165 yards in 1978 ... Joined the Patriots as a first-round draft pick in 1973 after an All-American career at USC ... Earned the nickname "Sam Bam" in college for his daring dives over

goal-line pileups while leading USC to a national championship as a senior in 1972 ... Member of the Patriots 50th Anniversary Team and the 1970s All-Decade Team.

CUNNINGHAM'S PATRIOTS STATISTICS

Year	G	Rush	Yds	Avg	Lg	TD	Year	G	Rush	Yds	Avg	Lg	TD	Year	G	Rush	Yds	Avg	Lg	TD
1973	14	155	516	3.3	25	4	1977	14	270	1015	3.8	31t	4	1982	6	9	21	2.3	4	0
1974	10	166	811	4.9	75t	9	1978	16	199	768	3.9	52t	8	Totals	107	1385	5453	3.9	75t	43
1975	13	169	666	3.9	17	6	1979	12	159	563	3.5	27	5							
1976	11	172	824	4.8	24	3	1981	11	86	269	3.1	12	4							

PATRIOTS HALL OF FAME BIOS



Bob Dee • DE • Holy Cross


Patriots Seasons (8): 1960-67 • AFL All-Star Games (4)
Patriots Hall of Fame 1993

Dee played for the Patriots from 1960-67, never missing a game during his eight-year career and starting 112 consecutive games ... Scored the first touchdown in AFL history when he dove onto a fumble in the end zone in a preseason contest versus Buffalo on July 30, 1960 ... Voted to four AFL All-Star teams (1961, 1963-65) ... Named to the All-AFL 10 Year Anniversary Team in 1971 ... Recorded 27.5 sacks as a member of the Patriots.

DEE'S PATRIOTS STATISTICS

Year	G	Sacks	Year	G	Sacks	Year	G	Sacks
1960	14	2.5	1963	14	7.0	1966	14	2.5
1961	14	5.5	1964	14	3.5	1967	14	2.5
1962	14	4.0	1965	14	0.0	Totals	112	27.5

HISTORY



Kevin Faulk • RB • Louisiana State

Patriots Seasons (13): 1999-2011
Patriots Hall of Fame 2016


Faulk concluded his 13-year career with the Patriots as one of the most productive players in team history ... He filled various roles after joining the team in 1999 as a second-round pick (46th overall) out of Louisiana State ... He is the Patriots all-time leader in all-purpose yards (12,349) and kickoff return yards (4,098) and is the Patriots all-time leading return specialist, totaling 5,041 combined return yards (4,098 kick return yards and 943 punt return yards) ... He ranks fifth in Patriots history in rushing yards (3,607), seventh in receptions (431), 13th in receiving yards (3,701) and eighth in punt return yards (943) ... For his career, he played in 161 games and accumulated 3,607 yards rushing on 864 attempts for a 4.2-yard average with 16

touchdowns, caught 431 passes for 3,701 receiving yards and 15 touchdowns, returned 181 kicks for 4,098 yards and two touchdowns and returned 101 punts for 943 yards ... Faulk is the Patriots all-time leader in receptions by a running back, totaling 431 in his career and is one of just 32 running backs in NFL history to reach the 400-reception plateau ... In the 2000s decade, he was one of just six players to rush for more than 3,000 yards and gain over 3,000 yards receiving, joining Tiki Barber, Marshall Faulk, Michael Pittman, LaDanian Tomlinson and Brian Westbrook ... Faulk helped the Patriots claim 11 winning seasons, including three Super Bowls titles and five AFC Championships during his 13-year career with New England ... Faulk is a member of the Patriots all-decade and 50th Anniversary teams as a return specialist.

FAULK'S PATRIOTS STATISTICS

Year	RUSHING						RECEIVING				KICK RETURNS					PUNT RETURNS						
	G	Att	Yds	Avg.	Lg	TD	No.	Yds	Avg.	Lg	TD	No.	Yds	Avg.	Lg	TD	No	Fc	Yds	Avg	Lg	TD
1999	11	67	227	3.4	43	1	12	98	8.2	19	1	39	943	24.2	95	0	10	4	90	9.0	20	0
2000	16	164	570	3.5	18	4	51	465	9.1	52t	1	38	816	21.5	40	0	6	3	58	9.7	35	0
2001	15	41	169	4.1	24	1	30	189	6.3	28	2	33	662	20.1	42	0	4	0	27	6.8	10	0
2002	15	52	271	5.2	45t	2	37	379	10.2	36t	3	26	725	27.9	87t	2	8	4	65	8.1	16	0
2003	15	178	638	3.6	23	0	48	440	9.2	27	0	10	207	20.7	30	0	5	6	66	13.2	19	0
2004	11	54	255	4.7	20	2	26	248	9.5	31t	1	4	73	18.3	24	0	20	11	133	6.7	16	0
2005	8	51	145	2.8	13	0	29	260	9.0	23	0	4	81	20.3	26	0	0	0	0	0	0	0
2006	15	25	123	4.9	11t	1	43	356	8.3	43t	2	17	364	21.4	31	0	31	5	330	10.6	43	0
2007	16	62	265	4.3	14	0	47	383	8.1	23	1	2	47	23.5	27	0	0	9	0	0	0	0
2008	15	83	507	6.1	41	3	58	486	8.4	22	3	2	36	18.0	25	0	10	9	132	13.2	24	0
2009	15	62	335	5.4	29	2	37	301	8.1	38t	1	6	144	24.0	32	0	5	2	31	6.2	15	0
2010	2	8	45	5.6	11	0	6	62	10.3	21	0	0	0	0.0	0	0	0	1	0	0.0	0	0
2011	7	17	57	3.4	9	0	7	34	4.9	18	0	0	0	0.0	0	0	2	0	11	5.5	7	0
Totals:	161	864	3607	4.2	45t	16	431	3701	8.6	52t	15	181	4098	22.6	95	2	101	54	943	9.3	43	0

PATRIOTS HALL OF FAME BIOS




Leon Gray • RB • Jackson State

Patriots Seasons (6): 1973-78 • Pro Bowls (2)
Patriots Hall of Fame 2019

Gray was a third-round draft pick in 1973 by the Miami Dolphins as an offensive tackle out of Jackson State ... He was cut by Miami before the start of the season and claimed off waivers by New England ... By the 1976 season, he was viewed as arguably the best left tackle in the game ... He was a key member of an offensive line that allowed a franchise-low 14 sacks in 1977 ... Gray teamed with Patriots and Pro Football Hall of Famer John Hannah to form what is generally considered one of the best guard/tackle tandems in NFL history ... At the end of the 1976 season, Gray was selected to play in the Pro Bowl – the first of two such honors as a Patriot and the first of four trips to the Pro Bowl during his 11-year NFL career ... In 1976, Gray helped power a Patriots rushing game that averaged 210.6 yards per game (which remains a franchise record) and led the Patriots to their first 11-win season in franchise history... In 1978, Gray once again paved the way as the Patriots surpassed their season rushing record with 3,165 yards, an NFL record that still stands 41 years later ... Gray was named a first-team All-Pro by the Associated Press, Pro Football Weekly and the PFWA ... He was also selected to the Pro Bowl for the second time ... After six seasons with the Patriots, Gray finished his career with Houston (1979-81) and New Orleans (1982-83) ... Sadly, Gray died in November of 2001 at the age of 49.

HISTORY



Steve Grogan • RB • Kansas State

Patriots Seasons (16): 1975-90
Patriots Hall of Fame 1995

Grogan spent 16 seasons with the Patriots from 1975-90, a franchise record until surpassed by Tom Brady's 19 seasons ... Finished his career as the Patriots all-time career passing leader with 26,886 yards ... Held a franchise record until 2007 with 182 career touchdown passes ... Rushed for 2,164 yards (4.9 avg.) ... His 35 rushing touchdowns rank fourth in team history ... Tied for sixth in franchise history with 12 rushing scores in a season (1976) ... Held a Patriots single-game record until 2007 with a 153.9 passer rating, achieved by completing 13-of-18 passes for 315 yards with five touchdowns and no interceptions vs. N.Y. Jets (9/9/79) ... Named to the Patriots 35th Anniversary Team in 1994.

GROGAN'S PATRIOTS STATISTICS

		PASSING						RUSHING					PASSING						RUSHING		
Years	G	Att	Comp	Yds	TD	Int	Rat.	Att	Yds	TD	Years	G	Att	Comp	Yds	TD	Int	Rat.	Att	Yds	TD
1975	13	274	139	1976	11	18	60.4	30	110	3	1983	12	303	168	2411	15	12	81.4	23	108	2
1976	14	302	145	1903	18	20	60.4	60	397	12	1984	3	68	32	444	3	6	46.4	7	12	0
1977	14	305	160	2162	17	21	65.2	61	324	1	1985	7	156	85	1311	7	5	84.1	20	29	2
1978	16	362	181	2824	15	23	63.6	81	539	5	1986	4	102	62	976	9	2	113.8	9	23	1
1979	16	423	206	3286	28	20	77.4	64	368	2	1987	7	161	93	1183	10	9	78.2	20	37	2
1980	12	306	175	2475	18	22	73.1	30	112	1	1988	6	140	67	834	4	13	37.6	6	12	1
1981	8	216	117	1859	7	16	63.0	12	49	2	1989	7	261	133	1,97	9	14	60.8	9	19	0
1982	6	122	66	930	7	4	84.4	9	42	1	1990	4	92	50	615	4	3	76.1	4	-5	0
											Totals	149	3593	1879	26886	182	208	69.6	445	2,176	35

PATRIOTS HALL OF FAME BIOS



Rodney Harrison • S • Western Illinois


Patriots Seasons (6): 2003-08 • Pro Bowls (2)
Patriots Hall of Fame 2019

Harrison played the final six seasons of his 15-year NFL career with the Patriots after spending his first nine seasons with the San Diego Chargers ... He played a key role in helping the Patriots to back-to-back Super Bowl titles in his first two seasons with New England in 2003 and 2004 ... Harrison came up big on the biggest stage, with seven interceptions in nine postseason games with the Patriots, including two in Super Bowl XXXIX ... His seven postseason interceptions are tied for the third-most in NFL postseason history, and his four picks in the 2004 playoffs are tied for the third-most in a single postseason ... Harrison had a knack for coming up with interceptions

at crucial times. In the 2004 regular season and playoffs, five of his six interceptions came inside the opponent's 20-yard line with four of those picks coming inside the 4-yard line and two of them coming in the end zone ... His only 2004 interception that did not come inside the 20-yard line was a fourth-quarter interception in Super Bowl XXXIX that ended Philadelphia's last drive to clinch the championship ... In his first two seasons in New England, Harrison was not only the Patriots leading tackler each year, but he also led all NFL defensive backs in tackles both seasons ... He set a career-high with 140 tackles in 2003, followed by a 138-tackle performance in 2004 ... Additionally, he was the leading tackler in the 2003 and 2004 postseasons, while also recording two sacks, six interceptions, seven passes defended and two forced fumbles in the six games leading to New England's back-to-back Super Bowl championships ... He is the all-time leader in sacks by a defensive back with 30½, including nine during his time with the Patriots ... He is the only defensive back in NFL history with 30 sacks and 30 interceptions, with eight of those picks coming during his Patriots career ... Harrison was voted a team captain in each of his six seasons with the Patriots.

HARRISON'S PATRIOTS STATISTICS

Year	G	TT	UT	Sack	Int	Yds	Year	G	TT	UT	Sack	Int	Yds
2003	16	124	92	3.0	3	0	2006	10	49	34	1.0	1	2
2004	16	129	89	3.0	2	12	2007	12	66	52	2.0	1	2
2005	3	13	9	0.0	0	0	2008	6	45	27	0.0	1	0
							Totals	63	426	303	9.0	8	16



Jim Lee Hunt • DT • Prairie View

Patriots Seasons (11): 1960-70 • AFL All-Star Games (4)
Patriots Hall of Fame 1993

Hunt played from 1960-70 as an original member of the Patriots squad ... Played in 146 games during his 11-season Patriots career ... Voted to four AFL All-Star games (1961, 1966-67 and 1969) ... Voted the "best pass rushing tackle" by AFL scouts in 1967 ... Selected as a member of the All-AFL 10 Year Anniversary Team in 1971 ... Named to the Patriots 35th Anniversary Team in 1994 ... Named to the Patriots Team of the Century in 2000.

HUNT'S PATRIOTS STATISTICS

Year	G	Sacks	Year	G	Sacks	Year	G	Sacks	Year	G	Sacks
1960	6	0.0	1963	14	0.0	1966	14	9.0	1969	14	3.5
1961	14	3.0	1964	14	2.5	1967	14	5.0	1970	14	2.5
1962	14	0.0	1965	14	3.0	1968	14	1.5	Totals	146	29.0

PATRIOTS HALL OF FAME BIOS



Matt Light • T • Purdue

Patriots Seasons (11): 2001-11 • Pro Bowls (3)
Patriots Hall of Fame 2018

Light joined Kevin Faulk (2016), Troy Brown (2012) and Tedy Bruschi (2013) as the fourth player to enter The Hall as a career Patriot with three Super Bowl rings ... He is also just the sixth player to be selected by the fans into the Patriots Hall of Fame in their first year of eligibility, joining Drew Bledsoe (2011), Brown, Bruschi, Faulk and Ty Law (2014) ... Light spent his entire 11-year career with the Patriots and played a major role in leading the Patriots to 11 consecutive winning seasons, including nine division championships, five conference titles and three Super Bowl titles. Light was drafted in the second round (48th overall) of the 2001 NFL Draft out of Purdue and anchored the offensive line at left tackle while protecting Tom Brady's blind side for more than a decade. He joined Brady (nine), Cornelius Bennett, John Elway and Charles Haley as the only other players to start in at least five Super Bowls (Patrick Chung and Devin McCourty have since also joined that group) ... In 2009, Light was recognized as one of the best players in franchise history when he was named to the Patriots 50th Anniversary Team. Light earned Pro Bowl honors following the 2006, 2007 and 2010 seasons. He helped the Patriots offense finish ranked among the top 10 seven times.



Willie McGinest • DE/LB • Southern California

Patriots Seasons (12): 1994-2005 • Pro Bowls (2)
Patriots Hall of Fame 2015


Willie McGinest was the Patriots first-round draft pick in 1994 out of Southern California and was the first draft pick selected under the ownership of Robert Kraft ... Played 12 of his 15 NFL seasons with the Patriots and was one of the cornerstones of the team's success in winning the Super Bowl in the 2001, 2003 and 2004 seasons ... Ranks third in team history with 78 sacks and led the team in sacks six times, including a career high 11 in 1995 ... Owns the NFL record with 16 career postseason sacks and set the NFL mark for most sacks in a postseason game with 4½ in a 2005 Wild Card win vs. Jacksonville ... One of his most memorable plays came in a 2003

regular-season game when he stuffed Indianapolis running back Edgerrin James on the goal line with 11 seconds remaining to preserve a 38-34 win over the Colts ... Was a versatile player, who played defensive end and linebacker and earned Pro Bowl honors in 1996 and 2003 ... The Patriots posted a winning record in nine of his 12 seasons, won the division six times, the AFC four times and the Super Bowl three times.

MCGINEST'S PATRIOTS STATISTICS

Year	G	Sacks	Year	G	Sacks	Year	G	Sacks	
1994	16	4.5	1998	9	3.5	2002	16	5.5	
1995	16	11.0	1999	16	9.0	2003	14	5.5	
1996	16	9.5	2000	14	6.0	2004	16	9.5	
1997	11	2.0	2001	11	6.0	2005	16	6.0	
							Totals	171	78.0

PATRIOTS HALL OF FAME BIOS



Stanley Morgan • WR • Tennessee

Patriots Seasons (13): 1977-89 • Pro Bowls (4)
Patriots Hall of Fame 2007

Morgan played for the Patriots for 13 seasons from 1977-89 ... Entering the 2019 NFL season, his career average of 19.2 yards per catch is the best in NFL history among players with 500 or more career receptions ... Of the 24 wide receivers in the Pro Football Hall of Fame, only one has a higher yards-per-catch average (Paul Warfield, 20.8) ... Entering the 2019 season, is second all-time in Patriots career touchdowns (68 total - 67 receiving, 1 punt ret.), the all-time leader in receiving yards (10,352) and in 100-yard receiving games (38) ... His total of 534 receptions with the Patriots stood as a franchise record from 1984 to 2006 ... His 1,491 receiving yards in 1986 and his 12 receiving touchdowns in 1979 were franchise records until 2007 ... Was

honored in an enshrinement ceremony at the Patriots Kickoff Gala at Gillette Stadium on Aug. 27, 2007 ... Named to the Patriots All-Time Team in 2009.

MORGAN'S PATRIOTS STATISTICS

Year	G	Rec	Yds	Avg	Lg	TD	Year	G	Rec	Yds	Avg	Lg	TD	Year	G	Rec	Yds	Avg	Lg	TD
1977	14	21	443	21.1	64t	3	1982	9	28	584	10.9	75t	3	1987	9	40	672	16.8	45	3
1978	16	34	820	24.1	75t	5	1983	16	58	863	14.9	50t	2	1988	16	31	502	16.2	32	4
1979	16	44	1002	22.8	63t	12	1984	13	38	709	18.7	76t	5	1989	10	28	486	17.4	55t	3
1980	16	45	991	22.0	71	6	1985	15	39	760	19.5	50t	5	Totals	179	534	10352	19.4	76t	67
1981	13	44	1029	23.4	76t	6	1986	16	84	1491	17.8	44t	10							



John Morris • C • Holy Cross

Patriots Seasons (11): 1964-74 • AFL All-Star Games (6) • Pro Bowls (4)
Patriots Hall of Fame 2011

Morris played 11 seasons for the Patriots, appearing in 130 games from 1964-74 ... Earned seven consecutive All-Star appearances with six AFL All-Star games (1964-69) and one Pro Bowl selection (1970) ... Seven league All-Star selections are tied with Matthew Slater for third in Patriots history behind Pro Football Hall of Famer John Hannah (9) and Tom Brady (14) ... First Patriots player to be selected to the NFL Pro Bowl ... Anchored an offensive line that opened holes for Jim Nance to amass a team-record 45 touchdowns from 1965-71 ... Named to the Patriots 50th Anniversary Team in 2009 as the center ... Member of the 1960s All-Decade Team.

Jim Nance • FB • Holy Syracuse

Patriots Seasons (7): 1965-71 • 1966 AFL MVP • AFL All-Star Games (6)
Patriots Hall of Fame 2009


Nance played for the Patriots for seven seasons from 1965-71 ... Named the 1966 AFL Most Valuable Player ... Holds the Patriots career record with 45 rushing touchdowns, and his 5,323 career rushing yards rank second on the team's all-time list entering 2019 ... His 1,458 rushing yards in 1966 are the third-highest single-season total in team history and stood as the team record for 38 years (1966-2004) ... He became the first player in Patriots history to average over 100 yards rushing per game in a single season (104.1 in 1966) ... His 1,458 rushing yards in 1966 were the most in the 10-year history of the AFL and his 1,216 rushing yards in 1967 were the second most in AFL history ... Also played one season for the New York Jets (1973) and two

seasons in the World Football League (1974-75) ... In 2009 became the first running back elected to the Patriots Hall of Fame ... Named to the Patriots All-Time Team in 2009.

NANCE'S PATRIOTS STATISTICS

Year	G	Rush	Yds	Avg	Lg	TD	Year	G	Rush	Yds	Avg	Lg	TD	Year	G	Rush	Yds	Avg	Lg	TD
1965	14	111	321	2.9	20	5	1968	12	177	593	3.4	30t	4	1971	14	129	463	3.6	50t	5
1966	14	299	1458	4.9	65	11	1969	14	193	750	3.9	43	6	Totals	94	1323	5323	4.0	65	45
1967	14	269	1216	4.5	53	7	1970	13	145	522	3.6	21	7							

PATRIOTS HALL OF FAME BIOS



Steve Nelson • LB • North Dakota State

Patriots Seasons (14): 1974-87 • Pro Bowls (3)
Patriots Hall of Fame 1993

Nelson spent his entire 14-season career with the Patriots, from 1974-87 ... Played in 174 games as a Patriot ... Voted to three NFL Pro Bowls (1981, 1985-86) ... Led the team in tackles in eight of his 14 seasons ... Recorded over 100 tackles nine times in his career and finished with 1,776 total tackles (10.2 avg. per game) ... Posted a career-high 207 stops in 1984, ranking second in franchise history ... Named to the Patriots 35th Anniversary Team in 1994 ... Named to the Patriots Team of the Century in 2000 ... Named to the Patriots All-Time Team in 2009.

NELSON'S PATRIOTS STATISTICS

Years	G	TT	UT	Sack	Int	Yds	Years	G	TT	UT	Sack	Int	Yds	Years	G	TT	UT	Sack	Int	Yds
1974	11	79	58	0	0	0	1979	15	135	85	2	1	18	1984	16	207	71	3.5	1	0
1975	14	157	118	2	2	8	1980	16	186	116	0	3	37	1985	15	149	74	2	0	0
1976	10	91	57	1	2	32	1981	12	126	62	0	0	0	1986	10	70	36	1	2	21
1977	13	134	90	4.5	0	0	1982	9	130	45	0	0	0	1987	11	99	35	0	0	0
1978	14	115	75	1	5	104	1983	8	98	30	1	1	6	Totals	174	1776	952	18	17	226

HISTORY



Vito "Babe" Parilli • QB • Kentucky

Patriots Seasons (7): 1961-67 • AFL All-Star Games (3)
Patriots Hall of Fame 1993

Parilli played in 94 games for the Patriots from 1961-67 ... Threw for over 20,000 yards during his NFL career ... Voted to three AFL All-Star teams (1963-64 and 1966) and earned the AFL's Comeback Player of the Year Award in 1966 ... Named to the All-AFL 10 Year Anniversary Team in 1971 ... His 31 touchdown passes in 1964 were a team record until 2007 ... Enters the 2019 season ranked fourth on the Patriots all-time career passing list with 16,747 yards and fourth with 132 touchdowns on 2,413 attempts ... Ranks fourth on the Patriots career completion list with 1,140.

PARILLI'S PATRIOTS STATISTICS

Years	G	Att	Comp	Yds	TD	Int	Rat.	Years	G	Att	Comp	Yds	TD	Int	Rat.
1961	14	198	104	1314	13	9	76.5	1965	14	426	173	2597	18	26	50.0
1962	10	253	140	1988	18	8	91.5	1966	14	382	181	2721	20	20	66.9
1963	14	337	153	2345	13	24	52.1	1967	14	344	161	2317	19	24	58.5
1964	14	473	228	3465	31	27	70.8	Totals	94	2413	1140	16747	132	138	64.8

PATRIOTS HALL OF FAME BIOS

CONTRIBUTORS



William H. "Billy" Sullivan Jr. • Founder

Patriots Hall of Fame 2009

On the occasion of the Patriots 50th anniversary season in 2009, one of Robert Kraft's first announcements was the induction of the team's founder, William H. "Billy" Sullivan, Jr., into the team's Hall of Fame. Sullivan became the first non-player to be inducted into The Hall. On Nov. 16, 1959, William H. Sullivan, Jr. was awarded the eighth and final charter franchise of the American Football League ... Sullivan, with nine other investors, sold non-voting public stock in the franchise to raise capital to help post the franchise fee of \$25,000 ... In 1975, Sullivan purchased additional stock to become majority owner, and in 1976, he purchased all the remaining non-voting stock in the team ... In 1983, Schaefer Stadium was renamed Sullivan

Stadium to honor Sullivan's contributions to the franchise ... Sullivan owned the Patriots through 1988, when he sold the franchise to Victor Kiam.

HISTORY



Gil Santos • Radio Broadcaster

Patriots Hall of Fame 2013

During a pregame ceremony to honor Gil Santos and Gino Cappelletti prior to the 2012 regular-season finale, Patriots Chairman and CEO Robert Kraft announced that Santos, the legendary Voice of the New England Patriots, would be a 2013 inductee into the Patriots Hall of Fame ... Santos, who valiantly overcame life-threatening health complications early in 2012 to return to the broadcast booth, announced his intention to retire after the 2012 season ... For 36 seasons, spanning five decades, he earned the moniker "Voice of the New England Patriots." ... In 36 seasons, he missed just one game, a preseason game in 1971 ... Santos called the action for 745 career Patriots games ... Santos began calling games for the Boston Patriots at Fenway Park

in 1966 ... For the first five seasons, he provided color analysis alongside veteran play-by-play man Bob Starr ... When the team moved to Foxborough in 1971, Santos moved into his role as play-by-play voice of the Patriots (1971-79) ... WBZ lost the Patriots radio rights in the 1980s, but got them back in 1991 and returned Santos to his natural position as Voice of the New England Patriots, a position he held for 22 seasons.

PATRIOTS ALL-DECADE TEAMS

In 2009, on the occasion of the Patriots 50th Anniversary Season, the Patriots Hall of Fame Selection Committee selected all-decade teams to represent the greatest players from each decade in team history. The 1960s All-Decade Team was previously chosen in 1971 as the Patriots 10th Anniversary Team. The 2000s All-Decade Team was chosen in 2010, and subsequent all-decade teams will be selected upon the conclusion of each decade.

2000S ALL-DECADE TEAM

OFFENSE

OT	Nick Kaczur	2005-09
OT	Matt Light	2001-11
G	Joe Andruzzi	2000-04
G	Logan Mankins	2005-13
C	Dan Koppen	2003-11
TE	Daniel Graham	2002-06
WR	Troy Brown	1993-07
WR	Randy Moss	2007-10
WR	Wes Welker	2007-12
QB	Tom Brady	2000-present
RB	Corey Dillon	2004-06

DEFENSE

DE	Richard Seymour	2001-08
DE	Ty Warren	2003-09
NT	Vince Wilfork	2004-14
OLB	Willie McGinest	1994-05
OLB	Mike Vrabel	2001-08
ILB	Tedy Bruschi	1996-08
ILB	Roman Phifer	2001-04
CB	Ty Law	1995-04
CB	Asante Samuel	2003-07
S	Rodney Harrison	2003-08
S	Lawyer Milloy	1996-02

SPECIAL TEAMS

K	Adam Vinatieri	1996-05
P	Josh Miller	2004-06
Ret	Kevin Faulk	1999-11
SpT	Larry Izzo	2001-08
Head Coach		
	Bill Belichick	2000-present

1990S ALL-DECADE TEAM

OFFENSE

OT	Bruce Armstrong	1987-00
OT	Pat Harlow	1991-95
G	Todd Rucci	1993-99
G	Max Lane	1994-00
C	Dave Wohlabaugh	1995-98
TE	Ben Coates	1991-99
WR	Terry Glenn	1996-01
WR	Shawn Jefferson	1996-99
QB	Drew Bledsoe	1993-01
RB	Curtis Martin	1995-97
RB	Leonard Russell	1991-93

DEFENSE

DE	Willie McGinest	1994-05
DE	Brent Williams	1986-93
NT	Tim Goad	1988-94
OLB	Andre Tippett	1982-93
OLB	Chris Slade	1993-00
ILB	Vincent Brown	1988-95
ILB	Ted Johnson	1995-04
CB	Maurice Hurst	1989-95
CB	Ty Law	1995-04
S	Willie Clay	1996-98
S	Lawyer Milloy	1996-02

SPECIAL TEAMS

K	Adam Vinatieri	1996-05
P	Tom Tupa	1996-98
Ret	Dave Meggett	1995-97
SpT	Larry Whigham	1994-00
Head Coach		
	Bill Parcells	1993-96

1980S ALL-DECADE TEAM

OFFENSE

OT	Bruce Armstrong	1987-00
OT	Brian Holloway	1981-86
G	John Hannah	1973-85
G	Ron Wooten	1982-88
C	Pete Brock	1976-87
TE	Lin Dawson	1981-90
WR	Irving Fryar	1984-92
WR	Stanley Morgan	1977-89
QB	Steve Grogan	1975-90
RB	Tony Collins	1981-87
RB	Craig James	1984-88

DEFENSE

DE	Julius Adams	1971-77, 79-85, 87
DE	Garin Veris	1985-91
NT	Richard Bishop	1976-81
OLB	Andre Tippett	1982-93
OLB	Don Blackmon	1981-87
ILB	Steve Nelson	1974-87
ILB	Johnny Rembert	1983-92
CB	Raymond Clayborn	1977-89
CB	Ronnie Lippett	1983-91
S	Roland James	1980-90
S	Fred Marion	1982-91

SPECIAL TEAMS

K	Tony Franklin	1984-87
P	Rich Camarillo	1981-87
Ret	Irving Fyfar	1984-92
SpT	Mosi Tatupu	1978-90
Head Coach		
	Raymond Berry	1984-89

1970S ALL-DECADE TEAM

OFFENSE

OT	Leon Gray	1973-78
OT	Tom Neville	1965-77
G	John Hannah	1974-85
G	Sam Adams	1972-80
C	Bill Lenkaitis	1971-81
TE	Russ Francis	1975-80, 87-88
WR	Stanley Morgan	1977-89
WR	Randy Vataha	1971-76
QB	Steve Grogan	1975-90
RB	Sam Cunningham	1973-79, 81-82
RB	Andy Johnson	1974-81

DEFENSE

DE	Julius Adams	1971-87
DE	Tony McGee	1974-81
NT	Ray Hamilton	1973-81
OLB	Steve Zabel	1975-78
OLB	Steve King	1973-81
ILB	Steve Nelson	1974-87
ILB	Sam Hunt	1974-79
CB	Raymond Clayborn	1977-89
CB	Mike Haynes	1976-82
S	Tim Fox	1976-81
S	Prentice McCray	1974-80

SPECIAL TEAMS

K	John Smith	1974-83
P	Mike Patrick	1975-78
Ret	Mack Herron	1973-75
SpT	Mosi Tatupu	1978-90
Head Coach		
	Chuck Fairbanks	1973-78

1960S ALL-DECADE TEAM

OFFENSE

OT	Charlie Long	1961-69
OT	Tom Neville	1965-77
G	Billy Neighbors	1962-65
G	Lennie St. Jean	1964-73
C	Jon Morris	1964-74
TE	Jim Whalen	1965-69
WR	Jim Colclough	1960-68
WR	Art Graham	1963-69
QB	Vito "Babe" Parilli	1961-67
RB	Larry Garron	1960-68
RB	Jim Nance	1965-71

DEFENSE

DE	Bob Dee	1960-67
DE	Larry Eisenhauer	1961-69
DT	Houston Antwine	1961-71
DT	Jim Lee Hunt	1960-71
OLB	Tom Addison	1960-67
OLB	Ed Philpott	1966-71
MLB	Nick Buoniconti	1962-68
CB	Chuck Shonta	1960-67
CB	Daryl Johnson	1968-71
S	Don Webb	1962-71
S	Ron Hall	1961-67

SPECIAL TEAMS

K	Gino Cappelletti	1960-70
P	Tom Yewcic	1961-67
Ret	Larry Garron	1960-68
SpT	Don Webb	1962-71
Head Coach		
	Mike Holovak	1961-68

PATRIOTS 50TH ANNIVERSARY TEAM



In recognition of the 50th anniversary season in 2009, the Patriots Hall of Fame nominating committee selected an All-Time Team recognizing the greatest players at each position to play for the Patriots over 50 years.

HEAD COACH: Bill Belichick

HONORARY OFFENSIVE CAPTAIN: Gino Cappelletti **HONORARY DEFENSIVE CAPTAIN:** Tedy Bruschi

ALL-TIME OFFENSE

Bruce Armstrong	Tackle
Matt Light	Tackle
John Hannah	Guard
Logan Mankins	Guard
Jon Morris	Center
Ben Coates	Tight End
Stanley Morgan	Wide Receiver
Troy Brown	Wide Receiver
Irving Fryar	Wide Receiver
Tom Brady	Quarterback
Jim Nance	Running Back
Sam Cunningham	Running Back


ALL-TIME DEFENSE

Julius Adams	Defensive End
Richard Seymour	Defensive End
Houston Antwine	Defensive Tackle
Vince Wilfork	Defensive Tackle
Andre Tippett	Outside Linebacker
Mike Vrabel	Outside Linebacker
Steve Nelson	Inside Linebacker
Nick Buoniconti	Inside Linebacker
Mike Haynes	Cornerback
Ty Law	Cornerback
Fred Marion	Safety
Rodney Harrison	Safety


ALL-TIME SPECIALISTS

Adam Vinatieri	Place Kicker	Rich Camarillo	Punter
Kevin Faulk	Returner	Mosi Tatupu	Special Teams

HISTORY



The Patriots 50th Anniversary Team was recognized during halftime of the Patriots 2009 home-opener against the Buffalo Bills on September 14.



PATRIOTS IN THE PRO BOWL

Includes AFL All-Star Games (1960-1970), AFC-NFC Pro Bowls (1971-2012, 2016-18) and NFL Pro Bowl (2013-15)

1960 (4)

No game played
 LB Tom Addison (1)
 DB Ross O'Hanley (1)
 DE Bob Dee (1)
 G Charlie Leo (1)

1961 (7)

LB Tom Addison (2)
 DB Fred Brunej (1)
 WR Gino Cappelletti (1)
 DE Bob Dee (2)
 HB Larry Garron (1)
 DT Jim Hunt (1)
 G Charlie Leo (2)

1962 (6)

LB Tom Addison (3)
 DB Fred Brunej (2)
 DE Larry Eisenhauer (1)
 WR Jim Colclough (1)
 DB Dick Felt (1)
 T Charlie Long (1)

1963 (11)

LB Tom Addison (4)
 DT Houston Antwine (1)
 LB Nick Buoniconti (1)
 WR Gino Cappelletti (2)
 DE Bob Dee (3)
 DE Larry Eisenhauer (2)
 FB Larry Garron (2)
 DB Ron Hall (1)
 G Charlie Long (2)
 G Billy Neighbors (1)
 QB Babe Parilli (1)

1964 (9)

LB Tom Addison (5)
 DT Houston Antwine (2)
 LB Nick Buoniconti (2)
 WR/K Gino Cappelletti (3)
 DE Bob Dee (3)
 DE Larry Eisenhauer (3)
 RB Larry Garron (3)
 C Jon Morris (1)
 QB Babe Parilli (2)

1965 (4)

DT Houston Antwine (3)
 LB Nick Buoniconti (3)
 DE Bob Dee (4)
 C Jon Morris (2)

1966 (11)

DT Houston Antwine (4)
 LB Nick Buoniconti (4)
 WR/K Gino Cappelletti (4)
 DE Larry Eisenhauer (4)
 DT Jim Lee Hunt (2)
 C Jon Morris (3)
 FB Jim Nance (1)
 T Tom Neville (1)
 QB Babe Parilli (3)
 DB Chuck Shonta (1)
 G Len St. Jean (1)

1967 (7)

DT Houston Antwine (5)
 LB Nick Buoniconti (5)
 RB Larry Garron (4)
 DT Jim Lee Hunt (3)
 C Jon Morris (4)
 FB Jim Nance (2)
 T Don Oakes (1)

1968 (5)

DT Houston Antwine (6)
 WR/K Gino Cappelletti (5)
 CB Leroy Mitchell (1)
 C Jon Morris (5)
 T Tom Neville (2)

1969 (6)

RB Carl Garrett (1)
 DT Jim Lee Hunt (4)
 C Jon Morris (6)
 WR Ron Sellers (1)
 QB Mike Taliaferro (1)
 S Don Webb (1)

1970 (1)

C Jon Morris (7)

1971-75 (0)

None

1976 (4)

TE Russ Francis (1)
 T Leon Gray (1)
 G John Hannah (1)
 CB Mike Haynes (1)

1977 (2)

TE Russ Francis (2)
 CB Mike Haynes (2)

1978 (5)

FB Sam Cunningham (1)
 TE Russ Francis (3)
 T Leon Gray (2)
 G John Hannah (2)
 CB Mike Haynes (3)

1979 (3)

G John Hannah (3)
 CB Mike Haynes (4)
 WR Stanley Morgan (1)

1980 (7)

DE Julius Adams (1)
 FS Tim Fox (1)
 G John Hannah (4)
 CB Mike Haynes (5)
 WR Stanley Morgan (2)
 LB Steve Nelson (1)
 PK John Smith (1)

1981 (1)

G John Hannah (5)

1982 (2)

G John Hannah (6)
 CB Mike Haynes (6)

1983 (5)

P Rich Camarillo (1)
 CB Ray Clayborn (1)
 RB Tony Collins (1)
 G John Hannah (7)
 T Brian Holloway (1)

1984 (4)

G John Hannah (8)
 T Brian Holloway (2)
 LB Steve Nelson (2)
 LB Andre Tippett (1)

1985 (8)

CB Ray Clayborn (2)
 RT Irving Fryar (1)
 G John Hannah (9)
 T Brian Holloway (3)
 RB Craig James (1)
 FS Fred Marion (1)
 LB Steve Nelson (3)
 LB Andre Tippett (2)

1986 (5)

CB Ray Clayborn (3)
 K Tony Franklin (1)
 WR Stanley Morgan (3)
 SpT Mosi Tatupu (1)
 LB Andre Tippett (3)

1987 (2)

WR Stanley Morgan (4)
 LB Andre Tippett (4)

1988 (3)

RB John Stephens (1)
 LB Andre Tippett (5)
 LB Johnny Rember (1)

1989 (1)

LB Johnny Rember (2)

1990 (1)

T Bruce Armstrong (1)

1991 (2)

T Bruce Armstrong (2)
 TE Marv Cook (1)

1992 (1)

TE Marv Cook (2)

1993 (0)

None

1994 (3)

T Bruce Armstrong (3)
 QB Drew Bledsoe (1)
 TE Ben Coates (1)

1995 (3)

T Bruce Armstrong (4)
 TE Ben Coates (2)
 RB Curtis Martin (1)

1996 (6)

T Bruce Armstrong (5)
 QB Drew Bledsoe (2)
 TE Ben Coates (3)
 RB Curtis Martin (2)
 DE Willie McGinest (1)
 KR David Meggett (1)

PATRIOTS IN THE PRO BOWL

1997 (5)

T Bruce Armstrong (6)
 QB Drew Bledsoe (3)
 TE Ben Coates (4)
 LB Chris Slade (1)
 SpT Larry Whigham (1)

1998 (3)

TE Ben Coates (5)
 CB Ty Law (1)
 S Lawyer Milloy (1)

1999 (2)

WR Terry Glenn (1)
 S Lawyer Milloy (2)

2000 (0)

None

2001 (4)

QB Tom Brady (1)
 WR Troy Brown (1)
 CB Ty Law (2)
 S Lawyer Milloy (3)

2002 (6)

SpT Larry Izzo (2)
 S Lawyer Milloy (4)
 CB Ty Law (3)
 DT Richard Seymour (1)
 K Adam Vinatieri (1)
 C Damien Woody (1)

2003 (3)

CB Ty Law (4)
 LB Willie McGinest (2)
 DT Richard Seymour (2)

2004 (5)

QB Tom Brady (2)
 LB Tedy Bruschi (1)
 SpT Larry Izzo (3)
 DT Richard Seymour (3)
 K Adam Vinatieri (2)

2005 (2)

QB Tom Brady (3)
 DT Richard Seymour (4)

2006 (2)

T Matt Light (1)
 DT Richard Seymour (5)

2007 (8)

QB Tom Brady (4)
 C Dan Koppen (1)
 T Matt Light (2)
 G Logan Mankins (1)
 WR Randy Moss (6)
 CB Asante Samuel (1)
 LB Mike Vrabel (1)
 NT Vince Wilfork (1)

2008 (2)

K Stephen Gostkowski (1)
 WR Wes Welker (1)

2009 (5)

QB Tom Brady (5)
 G Logan Mankins (2)
 S Brandon Meriweather (1)
 WR Wes Welker (2)
 NT Vince Wilfork (2)

2010 (8)

QB Tom Brady (6)
 LT Matt Light (3)
 G Logan Mankins (3)
 LB Jerod Mayo (1)
 CB Devin McCourty (1)
 S Brandon Meriweather (2)
 WR Wes Welker (3)
 NT Vince Wilfork (3)

2011 (8)

QB Tom Brady (7)
 DE Andre Carter (1)
 TE Rob Gronkowski (1)
 G Logan Mankins (4)
 ST Matthew Slater (1)
 G Brian Waters (6)
 WR Wes Welker (4)
 NT Vince Wilfork (4)

2012 (7)

QB Tom Brady (8)
 TE Rob Gronkowski (2)
 G Logan Mankins (5)
 LB Jerod Mayo (2)
 ST Matthew Slater (2)
 WR Wes Welker (5)
 NT Vince Wilfork (5)

2013 (5)

QB Tom Brady (9)
 K Stephen Gostkowski (2)
 G Logan Mankins (6)
 ST Matthew Slater (3)
 CB Aqib Talib (1)

2014 (7)

QB Tom Brady (10)
 WR Julian Edelman (1)
 K Stephen Gostkowski (3)
 TE Rob Gronkowski (3)
 S Devin McCourty (2)
 CB Darrelle Revis (6)
 ST Matthew Slater (4)

2015 (7)

QB Tom Brady (11)
 CB Malcolm Butler (1)
 LB Jamie Collins (1)
 K Stephen Gostkowski (4)
 TE Rob Gronkowski (4)
 DE Chandler Jones (1)
 ST Matthew Slater (5)

2016 (6)

QB Tom Brady (12)
 RB LeGarrette Blount (1)
 CB Malcolm Butler (2)
 LB Dont'a Hightower (1)
 DB Devin McCourty (3)
 ST Matthew Slater (6)

2017 (6)

QB Tom Brady (13)
 FB James Develin (1)
 TE Rob Gronkowski (5)
 DB Devin McCourty (4)
 ST Matthew Slater (7)
 T Nate Solder (1)

2018 (2)

QB Tom Brady (14)
 CB Stephon Gilmore (2)

HISTORY

PATRIOTS PRO BOWL RECORDS

MOST APPEARANCES

14	Tom Brady (2001, 2004-05, 2007, 2009-18)
9	John Hannah (1976, 1978-85)
7	Jon Morris (1964-1970)
7	Matthew Slater (2011-17)
6	Houston Antwine (1963-68)
6	Bruce Armstrong (1990-91, 1994-97)
6	Mike Haynes (1976-80, 1982)
6	Logan Mankins (2007, 2009-13)

MOST CONSECUTIVE APPEARANCES

10	Tom Brady (2009-18)
8	John Hannah (1978-85)
7	Jon Morris (1964-70)
7	Matthew Slater (2011-2017)
6	Houston Antwine (1963-68)
5	Ben Coates (1994-98)
5	Mike Haynes (1976-80)
5	Logan Mankins (2009-13)
5	Richard Seymour (2002-06)
5	Andre Tippett (1984-88)
5	Wes Welker (2008-12)

NOTE: The year indicates the season in which the player was selected for Pro Bowl participation, but the game itself is played the following January or February. For example, players selected in the 2018 season played in the 2019 Pro Bowl, but are listed under 2018.

PATRIOTS HONRS AND AWARDS

ASSOCIATED PRESS ALL-PRO HONOREES

1960 (0)

None

1961 (1)

FIRST TEAM

G Charles Leo (1)

1962 (6)

FIRST TEAM

DE Larry Eisenhauer (1)

SECOND TEAM

LB Tom Addison (1)

DE Bob Dee (1)

CB Dick Felt (1)

T Charley Long (1)

G Billy Neighbors (1)

1963 (6)

FIRST TEAM

DT Houston Antwine (1)

DE Larry Eisenhauer (2)

SECOND TEAM

LB Tom Addison (2)

LB Nick Buoniconti (1)

T Charley Long (2)

G Billy Neighbors (2)

1964 (8)

FIRST TEAM

LB Nick Buoniconti (2)

DE Larry Eisenhauer (3)

S Ron Hall (1)

G Billy Neighbors (3)

QB Babe Parilli (1)

SECOND TEAM

LB Tom Addison (3)

DE Bob Dee (2)

C Jon Morris (1)

1965 (2)

FIRST TEAM

LB Nick Buoniconti (3)

SECOND TEAM

C Jon Morris (2)

1966 (4)

FIRST TEAM

LB Nick Buoniconti (4)

C Jon Morris (3)

FB Jim Nance (1)

SECOND TEAM

DT Houston Antwine (2)

1967 (3)

FIRST TEAM

LB Nick Buoniconti (5)

FB Jim Nance (2)

SECOND TEAM

DT Houston Antwine (3)

1968 (3)

FIRST TEAM

TE Jim Whalen (1)

SECOND TEAM

DT Houston Antwine (4)

CB Leroy Mitchell (1)

1969 (3)

SECOND TEAM

DT Houston Antwine (5)

C Jon Morris (4)

FB/HB Jim Nance (3)

1970-75 (0)

None

1976 (3)

FIRST TEAM

G John Hannah (1)

SECOND TEAM

TE Russ Francis (1)

CB Mike Haynes (1)

1977 (2)

SECOND TEAM

G John Hannah (2)

CB Mike Haynes (2)

1978 (4)

FIRST TEAM

T Leon Gray (1)

G John Hannah (3)

SECOND TEAM

TE Russ Francis (2)

CB Mike Haynes (3)

1979 (2)

FIRST TEAM

G John Hannah (4)

SECOND TEAM

CB Mike Haynes (4)

1980 (3)

FIRST TEAM

G John Hannah (5)

SECOND TEAM

CB Mike Haynes (5)

WR Stanley Morgan (1)

1981 (1)

FIRST TEAM

G John Hannah (6)

1982 (2)

SECOND TEAM

G John Hannah (7)

CB Mike Haynes (6)

1983 (2)

FIRST TEAM

G John Hannah (8)

SECOND TEAM

P Rich Camarillo (1)

1984 (1)

SECOND TEAM

G John Hannah (9)

1985 (4)

FIRST TEAM

G John Hannah (10)

LB Andre Tippett (1)

SECOND TEAM

KR Irving Fryar (1)

T Brian Holloway (1)

1986 (3)

SECOND TEAM

K Tony Franklin (1)

WR Stanley Morgan (2)

LB Andre Tippett (2)

1987 (1)

FIRST TEAM

LB Andre Tippett (3)

1988 (2)

SECOND TEAM

T Bruce Armstrong (1)

LB Andre Tippett (4)

1989-90 (0)

None

1991 (2)

FIRST TEAM

TE Marv Cook (1)

SECOND TEAM

LB Vincent Brown (1)

1992-93 (0)

None

1994 (1)

FIRST TEAM

TE Ben Coates (1)

1995 (1)

FIRST TEAM

TE Ben Coates (2)

1996 (2)

SECOND TEAM

T Bruce Armstrong (2)

KR Dave Meggett (1)

1997 (1)

SECOND TEAM

OLB Chris Slade (1)

1998 (3)

FIRST TEAM

CB Ty Law (1)

SECOND TEAM

TE Ben Coates (3)

S Lawyer Milloy (1)

1999 (1)

FIRST TEAM

S Lawyer Milloy (2)

2000-01 (0)

None

2002 (1)

FIRST TEAM

K Adam Vinatieri (1)

2003 (4)

FIRST TEAM

S Rodney Harrison (1)

CB Ty Law (2)

DT Richard Seymour (1)

SECOND TEAM

ILB Tedy Bruschi (1)

PATRIOTS HONRS AND AWARDS

ASSOCIATED PRESS ALL-PRO HONOREES

2004 (4)

FIRST TEAM

DT Richard Seymour (2)

SECOND TEAM

ILB Teddy Bruschi (2)

S Rodney Harrison (2)

SPECIAL TEAMS

K Adam Vinatieri (2)

2005 (2)

FIRST TEAM

DT Richard Seymour (3)

SECOND TEAM

QB Tom Brady (1)

2006 (1)

SECOND TEAM

DT Richard Seymour (4)

2007 (9)

FIRST TEAM

QB Tom Brady (2)

T Matt Light (1)

WR Randy Moss (1)

CB Asante Samuel (1)

LB Mike Vrabel (1)

SECOND TEAM

C Dan Koppen (1)

G Logan Mankins (1)

WR Wes Welker (1)

NT Vince Wilfork (1)

2008 (2)

FIRST TEAM

K Stephen Gostkowski (1)

SECOND TEAM

WR Wes Welker (2)

2009 (2)

FIRST TEAM

WR Wes Welker (3)

SECOND TEAM

G Logan Mankins (2)

2010 (6)

FIA

QB Tom Brady (3)

G Logan Mankins (3)

ILB Jerod Mayo (1)

SECOND TEAM

CB Devin McCourty (1)

T Sebastian Vollmer (1)

NT Vince Wilfork (2)

2011 (4)

FIRST TEAM

TE Rob Gronkowski (1)

WR Wes Welker (4)

SECOND TEAM

G Logan Mankins (4)

NT Vince Wilfork (3)

2012 (2)

FIRST TEAM

NT Vince Wilfork (4)

SECOND TEAM

G Logan Mankins (5)

2013 (3)

SECOND TEAM

G Logan Mankins (6)

S Devin McCourty (2)

CB Aqib Talib (1)

2014 (3)

FIRST TEAM

TE Rob Gronkowski (2)

CB Darrelle Revis (1)

SECOND TEAM

K Stephen Gostkowski (2)

2015 (3)

FIRST TEAM

K Stephen Gostkowski (3)

TE Rob Gronkowski (3)

SECOND TEAM

LB Jamie Collins (1)

2016 (7)

FIRST TEAM

ST Matthew Slater (1)

SECOND TEAM

QB Tom Brady (4)

CB Malcolm Butler (1)

OL Marcus Cannon (1)

DB Nate Ebner (1)

LB Dont'a Hightower (1)

S Devin McCourty (3)

2017 (3)

FIRST TEAM

QB Tom Brady (5)

TE Rob Gronkowski (4)

SECOND TEAM

ST Matthew Slater (2)

2018 (2)

FIRST TEAM

CB Stephon Gilmore (1)

SECOND TEAM

KOR Cordarrelle Patterson (4)

PATRIOTS ALL PRO RECORDS

MOST SELECTIONS

- John Hannah (1976-85)
- Mike Haynes (1976-80, 1982)
- Logan Mankins (2007, 2009-13)
- Houston Antwine (1963, 1966-1969)
- Nick Buoniconti (1963-67)
- Tom Brady (2005, 07, 10, 16-17)
- Rob Gronkowski (2011, 14-15, 2017)
- Jon Morris (1964-66, 1969)
- Richard Seymour (2003-06)
- Andre Tippett (1985-88)
- Vince Wilfork (2007, 10-12)

MOST CONSECUTIVE SELECTIONS

- John Hannah (1976-85)
- Nick Buoniconti (1963-67)
- Mike Haynes (1976-80)
- Logan Mankins (2009-13)
- Houston Antwine (1966-69)
- Richard Seymour (2003-06)
- Andre Tippett (1985-88)

MOST FIRST TEAM SELECTIONS

- John Hannah (1976, 78, 79-81, 83, 85)
- Nick Buoniconti (1964-67)
- Rob Gronkowski (2011, 14-15, 2017)
- Tom Brady (2007, 2010, 2017)
- Larry Eisenhauer (1963-64)
- Richard Seymour (2003-05)

PATRIOTS HONRS AND AWARDS

ASSOCIATED PRESS AWARDS

MOST VALUABLE PLAYER

1964 AFL MVP - WR/K Gino Cappelletti

1966 AFL MVP - RB Jim Nance

2007 - QB Tom Brady

2010 - QB Tom Brady

2017 - QB Tom Brady

OFFENSIVE PLAYER OF THE YEAR

2007 - QB Tom Brady

2010 - QB Tom Brady

OFFENSIVE ROOKIE OF THE YEAR

1988 - RB John Stephens

1991 - RB Leonard Russell

1995 - RB Curtis Martin

DEFENSIVE ROOKIE OF THE YEAR

1976 - CB Mike Haynes

2008 - LB Jerod Mayo

COMEBACK PLAYER OF THE YEAR

1966 - QB Babe Parilli

2005 - LB Tedy Bruschi

2009 - QB Tom Brady

2014 - TE Rob Gronkowski

COACH OF THE YEAR

1994 - Bill Parcells

2003 - Bill Belichick

2007 - Bill Belichick

2010 - Bill Belichick

AFC OFFENSIVE PLAYERS OF THE WEEK

1984

QB Tony Eason (Week 3)

1986

QB Tony Eason (Week 11)

1988

QB Doug Flutie (Week 5)

1991

TE Marv Cook (Week 4)

WR Irving Fryar (Week 13)

1992

QB Scott Zolak (Week 11)

1994

QB Drew Bledsoe (Week 5,11)

1995

RB Curtis Martin (Week 10,13)

1996

QB Drew Bledsoe (Week 6)

1997

RB Curtis Martin (Week 3)

1998

QB Drew Bledsoe (Week 12)

1999

QB Drew Bledsoe (Week 2)

WR Terry Glenn (Week 4)

2000

QB Drew Bledsoe (Week 5)

2001

QB Tom Brady (Weeks 5, 11)

WR David Patten (Week 6)

2002

QB Tom Brady (Week 1,9)

2003

TE Daniel Graham (Week 8)

QB Tom Brady (Week 9, 17)

2005

QB Tom Brady (Week 5)

2007

QB Tom Brady (Week 3, 6, 7, 14, 17)

WR Randy Moss (Weeks 9, 11)

2008

QB Matt Cassel (Week 7,12)

2009

QB Tom Brady (Weeks 1, 6, 16)

2010

QB Tom Brady (Weeks 12, 13)

2011

QB Tom Brady (Weeks 1, 2, 16)

TE Rob Gronkowski (Week 14)

2012

QB Tom Brady (Weeks 4, 8, 14)

2013

QB Tom Brady (Week 12)

RB LeGarrette Blount (Week 17)

2014

RB Jonas Gray (Week 11)

2015

QB Tom Brady (Week 8)

2016

QB Tom Brady (Weeks 5, 11)

WR Julian Edelman (Week 17)

2017

QB Tom Brady (Weeks 2, 3, 10)

TE Rob Gronkowski (Week 15)

RB Dion Lewis (Week 16)

AFC DEFENSIVE PLAYERS OF THE WEEK

1984

CB Ronnie Lippett (Week 11)

1985

LB Andre Tippett (Week 7)

S Fred Marion (Week 10)

1986

CB Ronnie Lippett (Week 5)

1987

LB Andre Tippett (Week 6)

1988

S Fred Marion (Week 7)

LB Johnny Rember (Week 10)

1995

LB Chris Slade (Week 1)

1996

DE Willie McGinest (Weeks 8, 14)

1997

S Larry Whigham (Week 13)

1998

DT Chad Eaton (Week 14)

S Willie Clay (Week 16)

1999

DE Willie McGinest (Week 1)

LB Ted Johnson (Week 17)

2000

S Lawyer Milloy (Week 12)

2003

LB Tedy Bruschi (Weeks 2, 14)

LB Willie McGinest (Week 16)

2004

S Rodney Harrison (Week 2)

LB Tedy Bruschi (Weeks 4, 17)

2005

LB Tedy Bruschi (Week 8)

2006

DE Jarvis Green (Week 4)

CB Asante Samuel (Week 12)

2007

LB Mike Vrabel (Week 8)

CB Asante Samuel (Week 12)

2009

S Brandon Meriweather (Week 7)

CB Leigh Bodden (Week 11)

2010

S James Sanders (Week 10)

2011

DE Andre Carter (Week 10)

2014

DE Chandler Jones (Week 2)

2016

LB Dont'a Hightower (Week 6)

PATRIOTS HONRS AND AWARDS

AFC SPECIAL TEAMS PLAYERS OF THE WEEK

1993 P Mike Saxon (Week 6)	2003 DE Richard Seymour (Week 7) WR Bethel Johnson (Week 13)	2012 DB Devin McCourty (Week 7)
1994 P Pat O'Neil (Week 16)	2004 K Adam Vinatieri (Week 9)	2014 DL Chris Jones (Week 7) WR Julian Edelman (Week 9)
1995 K Matt Bahr (Week 11)	2005 QB Doug Flutie (Week 17)	P Ryan Allen (Week 14)
1996 P Tom Tupa (Week 9) RB David Meggett (Week 17)	2006 RB Laurence Maroney (Week 7)	2015 K Stephen Gostkowski (Weeks 7, 10)
1998 K Adam Vinatieri (Week 12)	2007 CB Ellis Hobbs (Week 1)	2016 K Stephen Gostkowski (Week 1) P Ryan Allen (Week 3)
2000 NT Chad Eaton (Week 16)	2008 P Chris Hanson (Week 17)	K Stephen Gostkowski (Week 13)
2001 K Adam Vinatieri (Week 14) P Ken Walter (Week 15)	2009 K Stephen Gostkowski (Week 9)	2017 RB Dion Lewis (Week 10) K Stephen Gostkowski (Week 11)
2002 LB Larry Izzo (Week 3) K Adam Vinatieri (Week 17)	2010 OL Dan Connolly (Week 15)	2018 LB Dont'a Hightower (Week 7)
	2011 WR Julian Edelman (Week 11)	

AFC OFFENSIVE PLAYERS OF THE MONTH

1994 QB Drew Bledsoe (December)	2009 QB Tom Brady (October)	2015 QB Tom Brady (September)
2004 RB Corey Dillon (December)	2010 QB Tom Brady (December)	2016 RB LeGarrette Blount (September)
2007 QB Tom Brady (September) QB Tom Brady (October)	2011 QB Tom Brady (November) QB Tom Brady (December/January)	QB Tom Brady (October)
WR Randy Moss (November)	2014 QB Tom Brady (October)	2017 QB Tom Brady (November)

AFC DEFENSIVE PLAYERS OF THE MONTH

1986 DE Garrin Veris (November)	1997 LB Chris Slade (September)	2004 S Eugene Wilson (September)
1996 DE Willie McGinest (October)	2003 LB Mike Vrabel (December)	2013 DE Chandler Jones (November)

AFC SPECIAL TEAMS PLAYERS OF THE MONTH

1996 RB David Meggett (December)	2001 WR Troy Brown (December)	2013 K Stephen Gostkowski (October)
1998 K Adam Vinatieri (October)	2004 K Adam Vinatieri (November)	2015 K Stephen Gostkowski (September)
1999 K Adam Vinatieri (September)	2008 K Stephen Gostkowski (October)	2018 K Stephen Gostkowski (October)

HISTORICAL TIMELINE: 1959-70

1959

- Nov. 16 American Football League's eighth and final franchise is awarded to William H. Sullivan, Jr.
- Nov. 22 Northwestern RB Ron Burton is selected as first draft choice and Syracuse RB Gerhardt Schwedes is made first territorial choice.
- Dec. Mike Holovak is named director of player personnel. He is the first executive hired.
- Dec. 20 Clemson QB Harvey White becomes the first player to sign a Boston Patriots contract.

1960

- Feb. 8 Lou Saban is appointed first head coach.
- Feb. 20 As the result of a public contest, the team nickname of Patriots is chosen. The Patriots also announce that the team colors will be red, white and blue.
- April 1 Boston University Field is named as the Patriots first home.
- April 2 Patriots become first pro team in history to issue public stock.
- April 19 Uniformed Patriot centering football (creative work of cartoonist Phil Bissell) is adopted as team logo.
- July 4 Team opens first training camp at the University of Massachusetts, 350 players attended.
- Aug. 14 Patriots play their first home game, a 24-14 preseason loss to the Dallas Texans before 11,000 fans at Harvard Stadium.
- Sept. 9 In their first regular season game, the Patriots open with a 13-10 loss to Denver at BU Field before a crowd of 21,597.
- Sept. 16 DB Chuck Shonta recovered a fumble on the final play of the game and ran for a touchdown to give the Patriots their first victory with a 28-24 advantage over the N.Y. Titans at the Polo Grounds in New York.
- Nov. 25 The Patriots host the Houston Oilers in front of 27,123 fans at BU Field, recording the first sellout in the history of the AFL.

1961

- Oct. 10 Mike Holovak replaces Lou Saban as head coach.
- Dec. 17 The Patriots ended the season with a 41-0 shutout over San Diego to finish with a 9-4-1 record, second in the AFL Eastern Division.

1962

- Sept. 16 Opened the season at Harvard Stadium and beat the Houston Oilers, 34-21. The Patriots played the remainder of their games at Boston University Field.

1963

- Oct. 11 Patriots play their first game in Fenway Park and beat Oakland, 20-14.
- Dec. 28 With a 26-8 victory over Buffalo, the Patriots win



In the AFL's first ever preseason game on July 30, 1960, the Patriots defeat Buffalo 28-7 at War Memorial Stadium. Patriots DE Bob Dee (left) recovered a fumble for the league's first touchdown.

the AFL's Eastern Division title in the league's only season-ending tie-breaker game.

1964

- Jan. 5 The Patriots fall in the AFL title game, 51-10, to the Chargers in San Diego.
- Oct. 4 Gino Cappelletti boots six field goals in a win at Denver, setting the team's single-game record.
- Dec. 20 Gino Cappelletti finished the season with 155 total points, an AFL record and ranks 13th in NFL history. He won AFL MVP honors.

1966

- Rommie Loudd becomes the first African-American assistant coach in the AFL when Mike Holovak adds him to the Patriots coaching staff prior to the 1966 season. The following season, Loudd was named director of player personnel.
- Dec. 17 Jim Nance rushes for 78 yards against the N.Y. Jets in the season finale giving him 1,458 yards rushing for the season, a Patriots single-season team record until 1995. Nance was later honored with the league's Most Valuable Player award.

1967

- Aug. 13 Patriots played the Baltimore Colts of the NFL in a preseason game. It was the first time the Patriots had played an NFL team. The Patriots lost the game 33-3.
- Dec. 17 Jim Nance finishes the season with 1,216 yards rushing and becomes the first player in AFL history to rush for over 1,000 yards in back-to-back seasons.

1968

- Nov. 10 Gino Cappelletti became the first player in AFL history to score more than 1,000 points in his career, reaching the milestone on a 19-yard touchdown catch vs. San Diego.

1969

- Jan. 30 Patriots appoint Clive Rush as vice president and head coach.

1970

- Feb. 1 The AFL and NFL announce a merger, forming a common league with 26 teams, 13 in the American

HISTORICAL TIMELINE: 1970-82

1970 (CONT.)

- Football Conference and 13 in the National Football Conference.
- April 4 Foxborough selected as the new playing site for the Patriots.
- Sept. 23 Official ground-breaking ceremonies begin for the construction of the Patriots new stadium in Foxborough. The stadium opened nearly one year later.
- Nov. 12 John Mazur replaces Clive Rush as head coach.

1971

- Mar. 22 The Boston Patriots are renamed the New England Patriots.
- Aug. 15 The Patriots make their debut at Schaefer Stadium in Foxborough. Gino Cappelletti kicked a 36-yard field goal for the first points scored in the stadium as the Patriots topped the N.Y. Giants, 20-14, before 60,423 fans.

1972

- Feb. 17 The Patriots made financial history by paying first cash dividend of 15 cents per share.

1973

- Jan. 26 Chuck Fairbanks is named head coach and general manager.
- Jan. 30 The Patriots solidify their franchise for years to come when they select John Hannah (4th overall), RB Sam Cunningham (11th) and WR Darryl Stingley (19th) in the first round of the 1973 draft.

1975

- Nov. 7 President William H. Sullivan, Jr. became the first majority owner in club history when he purchased additional voting stock to give him 88 percent of the franchise's voting stock.

1976

- July 10 Patriots open their training camp for the first time at Bryant College in Smithfield, R.I. after spending the summers of 1969-75 at UMass-Amherst.
- Dec. 5 Patriots defeat New Orleans, 27-6, in Foxborough to qualify for their first NFL playoff appearance and their first playoff appearance since the 1963 AFL Championship game.
- Dec. 8 Non-voting stockholders approve offer of \$15 per share made by Billy Sullivan to purchase all non-voting stock.
- Dec. 18 Lost AFC divisional playoff game to the eventual Super Bowl Champion Oakland Raiders, 24-21, in the final 10 seconds of the game.

1977

- Aug. 20 Work completed on installation of new surface (Super Turf) in Schaefer Stadium.

1978

- Dec. 10 Patriots clinch their first outright divisional championship in the club's history with a last-minute 26-24 victory over Buffalo at home.
- Dec. 31 Patriots lose 31-14 to Houston in first playoff game ever played in Foxborough.

1979

- April 2 Patriots announce that head coach and general manager Chuck Fairbanks has been released from his contract to assume duties as head football coach at the University of Colorado.
- April 6 Francis "Bucko" Kilroy named general manager and former Patriots offensive coordinator Ron Erhardt is named head coach.
- Sept. 3 Former wide receiver Darryl Stingley is named Executive Director of Player Personnel.
- Dec. 16 In a 27-23 victory over the Minnesota Vikings to close out the 1979 regular season, WR's Harold Jackson and Stanley Morgan became the first and second players in Patriots history to surpass the 1,000-yard receiving single-season mark. Jackson finished the 1979 campaign with 1,013 yards and Morgan totaled 1,002.

1980

- Feb. 25 Paul Sonnabend resigns as Executive Director of the NFL Management Council and is appointed as Vice President and a member of the Board of Directors of the Patriots.
- April 8 William H. "Billy" Sullivan, Jr., President of the Patriots, is re-elected as Chairman of the Board of NFL Properties.

1981

- Nov. 29 RB Sam Cunningham, with 35 yards on nine carries against St. Louis at Foxboro, surpasses Jim Nance (5,323 yards on 1,323 carries) as the Patriots all-time career rushing leader.

1982

- Jan. 15 Ron Meyer, head coach at Southern Methodist University from 1976-81, is named the eighth head coach in club history.



- Dec. 12 The Patriots defeat the Miami Dolphins, 3-0, in the "Snow Plow Game." Mark Henderson used a snow plow to clear a kicking surface on the Schaefer Stadium turf for John Smith. Smith then connected on a 33-yard field goal which would be the only scoring of the game.

HISTORICAL TIMELINE: 1983-86

1983

- Jan. 8 In their first playoff appearance since 1978, the Patriots lose to the eventual AFC Champion Miami Dolphins at the Orange Bowl, 28-13.
- Feb. 16 General manager Bucko Kilroy is promoted to Vice President and Patrick Sullivan, assistant general manager for four years, is named general manager.
- May 23 Schaefer Stadium is renamed Sullivan Stadium in honor of the founder and driving force behind the Patriots franchise, William H. "Billy" Sullivan, Jr.
- June 29 Sullivan Stadium is officially re-dedicated and the Boston Pops perform a concert in the stadium that is free to the public.

1984

- June 1 The Patriots organize a fan advisory board, a group of season ticket holders who will help advise the Patriots on how to make Sullivan Stadium a more exciting and more pleasant place to bring a family to watch an NFL game.
- June 5 In the first-ever NFL Supplemental Draft, the Patriots select slotback Ricky Sanders of the Houston Gamblers, running back Eric Jordan of the Oakland Invaders and quarterback Walter Lewis of the Memphis Showboats.
- Oct. 25 Hall of Fame receiver Raymond Berry is named the head coach of the Patriots, replacing Ron Meyer. Berry, a former Patriots assistant coach, becomes the team's ninth head coach.

1985

- Oct. 13 Raymond Clayborn establishes a new team record for consecutive starts by starting his 11th straight game. Ray Hamilton had the old mark of 110 (set Sept. 16, 1973 to Oct. 26, 1980). Clayborn celebrated the record-setting day by scoring his first professional touchdown on a 27-yard interception return vs. Buffalo.



Patriots head coach Raymond Berry was carried off the field by his players after the Patriots defeated the Miami Dolphins, 31-14, in the 1985 AFC Championship Game, advancing to Super Bowl XX.

- Dec. 28 The Patriots defeated the New York Jets, 26-14, at The Meadowlands (East Rutherford, N.J.) in the AFC wild-card game. With the victory, the Patriots won their first NFL playoff game (the Patriots were 0-3 in the NFL playoffs prior to the game).

1986

- Jan. 12 The Patriots defeated the Miami Dolphins, 31-14, to claim their first AFC Championship in team history. In doing so, the Patriots ended an 18-game losing streak at the Orange Bowl that began in 1967. Raymond Berry became the first Patriots head coach to lead his team to the Super Bowl.
- Jan. 26 The Patriots reach the Super Bowl for the first time in team history, playing the Chicago Bears in Super Bowl XX in the Louisiana Superdome in New Orleans. The Bears won the game, 46-10.



- Jan. 27 Defensive end Julius Adams retires after 15 years (all with the Patriots). He was the oldest active defensive lineman in the league at age 37 when he retired, and held the team record until 2000 with 210 games played.
- June 12 Coach Raymond Berry, who led the Patriots to the AFC Championship and Super Bowl XX in his first full season as the team's head coach, signs new five-year contract.
- June 30 John Hannah, who was selected to the Pro Bowl a team record nine times, announces his retirement. He retires after starting 183 games, a team record until 1999.
- Sept. 7 1985 AFC Championship banner is raised at Sullivan Stadium in pregame ceremony prior to the season opener vs. Indianapolis. The banner is 10 feet wide and 15 feet long. Mr. William H. "Billy" Sullivan, Jr. is joined by the governors from each of the New England states.
- Sept. 21 QB Tony Eason throws for a then team-record 414 yards. The Patriots lose to Seattle, 38-31, in the game played in Foxboro. Eason was 26-of-45 with three touchdowns and no interceptions.
- Dec. 7 WR Stanley Morgan establishes a new team record for catches in one season with his 67th catch (had five catches on the day). Morgan, who finished the season with 84 catches, broke Derrick Ramsey's previous mark of 66 catches, set in 1984.
- Dec. 31 NEP Partners purchase a three-year option to buy the Patriots.

HISTORICAL TIMELINE: 1987-94

1987

- Nov. 29 Cornerback Raymond Clayborn ends his consecutive games played streak at 161. Clayborn broke Gino Cappelletti's record of 152 consecutive games played and Ray Hamilton's record 110 consecutive starts.

1988

- July 28 Victor K. Kiam II, the owner and chief executive officer of Remington Products, Inc. of Bridgeport, Conn., agrees to purchase the team from William H. "Billy" Sullivan, Jr.
- Oct. 28 Victor K. Kiam II becomes majority owner and chairman of the Patriots. Francis W. Murray, the minority owner, is the vice chairman. William H. "Billy" Sullivan, Jr., the founder and previous owner, remains as the team's president. The Kiam, Murray and Sullivan team is known as KMS Limited.
- Nov. 23 K-Korp, a company co-owned by Robert Kraft, purchases Sullivan Stadium.
- Dec. 4 Veteran wide receiver Stanley Morgan catches his 500th career reception vs. Seattle.

1989

- Jan. 6 Running back John Stephens is named the Old Spice/NFL Rookie of the Year.

1990

- Sullivan Stadium is renamed Foxboro Stadium.
- Feb. 27 Rod Rust is named the head coach of the Patriots, replacing Raymond Berry (who was relieved of his duties on Feb. 26). Rust, a former Patriots defensive coordinator, becomes the team's 10th head coach.
- Mar. 14 Former Patriots offensive guard John Hannah and cornerback Mike Haynes are selected to the National Football League's All-1980s team, while current linebacker Andre Tippett earned second-team honors.
- Dec. 20 Sam Jankovich, the University of Miami's Athletic Director from 1982-90, is named the chief executive officer of the Patriots.

1991

- Jan. 7 Dick MacPherson is named head coach of the Patriots, replacing Rod Rust (who was relieved of his duties on Jan. 4). MacPherson, the head coach at Syracuse for 10 seasons, becomes the team's 11th head coach.
- May 3 The installation of a natural grass playing surface at Foxboro Stadium is completed.
- July 27 Former Patriots offensive guard John Hannah is inducted into the Pro Football Hall of Fame in Canton, Ohio.



1992

- May 11 James B. Orthwein purchases the controlling interest of the Patriots from Victor K. Kiam II. Orthwein becomes Chairman of the Board of the club, while Francis W. Murray, the club's minority owner, becomes President. Sam Jankovich remains the CEO.
- Aug. Gino Cappelletti and Nick Buoniconti are inducted into the Patriots Hall of Fame.

1993

- Jan. 9 Sam Jankovich, the Patriots chief executive officer for the past two seasons, resigns.
- Jan. 21 Bill Parcells is named head coach of the Patriots, replacing Dick MacPherson (who was relieved of his duties on Jan. 8). Parcells becomes the team's 12th head coach. In addition, Patrick Forte is named Executive Vice President of Football Operations and James Hausmann is named Executive Vice President of Business Operations.
- Mar. 31 The Patriots unveil their new logo and uniforms at a press conference at the Four Seasons Hotel in Boston. The new icon features a streamlined head of a minuteman while the primary color of the uniforms changes from red to blue.



- Aug. 18 Bob Dee, Jim Lee Hunt, Steve Nelson and Babe Parilli are inducted into the Patriots Hall of Fame.

1994

- Jan. 2 Patriots LB Andre Tippett sacked Dolphin QB Scott Mitchell to record his 100th career sack. Tippett leads all Patriots with 100 sacks (Julius Adams ranks second with 80½).
- Jan. 21 Robert K. Kraft becomes the Patriots fourth owner in the club's 35-year history with an agreement to purchase the team from James Orthwein.



Andre Tippett played in the final game of his career on Jan. 2, 1994. In that game, he sacked Miami's Scott Mitchell to end his career with a team-record 100.0 sacks.

HISTORICAL TIMELINE: 1994-97



On January 21, 1994 Robert K. Kraft becomes the Patriots fourth owner in the club's 35-year history with an agreement to purchase the team from James Orthwein.

Feb. 25 The sale of the Patriots from James Orthwein to Robert K. Kraft becomes official.

Feb. 26 Patriots fans respond to the sale by purchasing 5,958 season tickets, a Patriots single-day sales record.



On February 26, 1994, Patriots fans respond to the sale by braving a snow storm to purchase 5,958 season tickets. The one-day mark is a Patriots single-day sales record.

May 12 Andre Tippett is appointed director of player resources upon his announced retirement.

June 1 Second-round draft choice Kevin Lee becomes the 10th and final 1994 Patriots draft choice to sign a contract. The 37-day signing period is the fastest reported to the league since the 1970 AFL-NFL merger.

Nov. The Patriots announce WBCN - 104.1 FM as the team's new radio flagship station after reaching a three-year agreement.

Dec. 24 The Patriots defeat the Chicago Bears, 13-3, clinching the team's first playoff berth since 1986.

1995

Jan. 1 The Cleveland Browns defeat the Patriots 20-13 in a Wild Card playoff game.

Feb. 9 The Patriots announce Boston's ABC affiliate WCVB-TV (Channel 5) as their preseason television flagship station. WCVB will televise preseason games and a weekly Patriots show, called Patriots All-Access.

Apr. 3 The Patriots publish their premier issue of Patriots Football Weekly, the team's official newspaper.

Apr. 29 For the first time in franchise history, every home game is sold out before the season begins as the remaining 15,000 tickets are sold individually to non-season ticket holders.

1996

July 20 Owner Robert Kraft signs QB Drew Bledsoe to a seven-year contract extension.

Dec. 8 The Patriots clinch their second playoff berth in two years by defeating the N.Y. Jets, 34-10.

Dec. 15 The Patriots clinch their first AFC Division title since 1986.

Dec. 21 The Patriots score 23 unanswered second half points and defeat the N.Y. Giants 23-22 to secure a first-round playoff bye and first home playoff game since 1978. WR Terry Glenn finished the 1996 season with 90 receptions, setting a new league rookie reception record (83 by Earl Cooper - 1980).

1997

Jan. 5 The Patriots win their first home playoff game in team history by defeating the Pittsburgh Steelers 28-3 in Foxboro Stadium.

Jan. 12 Otis Smith's 47-yard fumble return for a touchdown with 2:36 remaining enabled the Patriots to defeat the Jacksonville Jaguars 20-6 and earn their second AFC Championship and a trip to Super Bowl XXXI.

Jan. 26 The Patriots lose 35-21 to the Green Bay Packers in Super Bowl XXXI. The two teams set a Super Bowl record for the most points scored by two teams in the first quarter with 24. At the time, the game was the fourth most-watched program in television history.



Jan. 31 Bill Parcells steps down as head coach.

Feb. 3 The Patriots name Pete Carroll as their 13th head coach. Carroll, former head coach of the New York Jets in 1994, spent the '95 and '96 seasons as defensive coordinator of the San Francisco 49ers.

July 26 Former Patriot CB Mike Haynes is inducted into the Pro Football Hall of Fame.

Aug. 25 The Patriots introduce the world's first direct to digital nightly video webcast. The webcast contains everything from Patriots player interviews and press conferences to game reviews and previews.

HISTORICAL TIMELINE: 1997-2002

1997 (CONT.)

- Sept. 21 For the third time in team history, and first since 1974, the Patriots started the 1997 season 4-0 with a 31-3 victory over Chicago.
- Dec. 22 The Patriots clinched their second consecutive AFC East Division Championship with a 14-12 victory over the Miami Dolphins. It was their first back-to-back division championships in franchise history and their third playoff appearance in four years. With their victory over the Dolphins, the Patriots finished the 1997 season 7-1 against their division opponents, which tied a then-franchise record.
- Dec. 28 The Patriots won their third home playoff game in two years when they defeated the Miami Dolphins, 17-3.

1998

- Jan. 3 The Patriots lost 7-6 to the Pittsburgh Steelers in the Divisional Playoff round.
- Feb. 23 William H. "Billy" Sullivan Jr., the founder of the New England Patriots, died at the age of 82 in Atlantic, Fla.
- Dec. 13 QB Drew Bledsoe completed a 4-yard pass to TE Lovett Purnell to become the Patriots all-time leading completion leader, surpassing Steve Grogan (1,876).
- Dec. 20 The Patriots defeat the San Francisco 49ers, 24-21, to qualify for the playoffs for the third consecutive year.

1999

- Jan. 3 Jacksonville Jaguars defeat the Patriots, 25-10, in a wild card playoff game.
- Feb. 7 Patriots CB Ty Law returns an interception 67 yards for a touchdown to propel the AFC to a 23-10 victory in the Pro Bowl. Law, who was selected to play in the game for the first time, was named co-MVP for his efforts.
- June "Patriots All-Access," the Patriots weekly television show wins a New England Emmy for Best Sports Series.
- June 21 The Patriots sold all their remaining tickets for every regular-season game in just 90 minutes.
- Nov. 15 Patriots linebacker Andre Tippett is inducted into the Patriots Hall of Fame.
- Dec. 6 In a Foxborough town meeting, over 93 percent of the town's residents voted in favor of passing six necessary articles to approve the stadium project.

2000

- Jan. 27 Patriots name Bill Belichick the 14th head coach in franchise history.



- April 18 The Patriots unveil the designs for their new stadium in a press conference at the Seaport Hotel in Boston. Newly designed team uniforms feature a color change from a royal blue to Nautical Blue.
- June 15 Gillette Stadium's first concrete foundation is poured.
- Oct. 1 Quarterback Drew Bledsoe became the Patriots all-time leading passer, surpassing Steve Grogan's total of 26,886 yards.



- Nov. 19 Tackle Bruce Armstrong became the Patriots all-time leader in games played when he started his 207th career game vs. Cincinnati.

2001

- April 3 In celebration of a long-standing construction tradition, the final beam was hoisted into place at Gillette Stadium to signify the "topping off" of the structure's steel.
- July 30 The Neponset River is daylighted and diverted into a new corridor on the stadium site.
- Aug. 6 Patriots quarterback coach Dick Rehbein died due to a heart condition at the age of 45.
- Aug. 6 Seat installation begins at Gillette Stadium.
- Sept. 30 Former tackle Bruce Armstrong is inducted into the Patriots Hall of Fame.
- Oct. Installation of the new scoreboards and video boards begins at Gillette Stadium.
- Nov. 19 The grass playing surface is installed at Gillette Stadium.

2002

- Jan. 6 The Patriots defeated the Carolina Panthers, 38-6, and finished the 2001 season with an 11-5 record. They tied a then franchise record with 11 victories and claimed their third AFC East title in six seasons.
- Jan. 19 In a driving snowstorm, the Patriots beat the Oakland Raiders, 16-13 in overtime, in the final game at Foxboro Stadium to advance to the AFC Championship Game.

HISTORICAL TIMELINE: 2002

- Jan. 27 The Patriots beat the Pittsburgh Steelers, 24-17, to advance to the Super Bowl for the third time in their history and the second time in the last six years.
- Feb. 3 The Patriots claimed the first Super Bowl championship of their 42-year history with a 20-17 win over the St. Louis Rams in Super Bowl XXXVI in New Orleans. Patriots kicker Adam Vinatieri nailed a 48-yard field goal as time expired to bring the Lombardi Trophy home to New England.



- Feb. 5 The state of Massachusetts held a victory parade for the Patriots. The parade traveled through downtown Boston and concluded with a rally at city hall. Approximately 1.25 million people attended the event.
- Feb. 13 The Patriots traveled to Rhode Island as part of their Super Bowl trophy tour for a rally held by the state to congratulate the franchise for their victory in Super Bowl XXXVI.
- Feb. 18 Demolition of Foxboro Stadium begins.
- March 5 The Patriots held the red-carpet premiere of their Super Bowl XXXVI video at the Loews Theatre at Boston Common.
- March 28 The NFL released its 2002 schedule and the Patriots were featured in a franchise record six nationally televised games.
- April 1 The Patriots and their Super Bowl trophy were on hand at Fenway Park for opening day of the 2002 Boston Red Sox season. In a pre-game ceremony, each of the players in attendance threw out the first pitch of the season.
- April 2 The Patriots were invited to the White House and were congratulated on their victory in Super Bowl XXXVI by the President of the United States, George W. Bush.
- April 10 The Patriots traveled to New Hampshire and Vermont as part of their Super Bowl Trophy Tour and took part in rallies in both states to celebrate their victory in Super Bowl XXXVI.
- April 17 The Patriots continued their Super Bowl Trophy Tour with a trip to Maine.
- May 6 The Patriots moved into their new offices and facilities at their new stadium.
- May 9 The New England Revolution soccer team participated in the first practice held at the new stadium.
- May 11 The Revolution played in the first game at the new stadium. In the stadium's "soft opening," the lower seating bowl and concourse are opened to the public for the first time.



- June 1 Demolition of Foxboro Stadium is completed.
- June 4 The Patriots traveled to Connecticut as part of their Super Bowl Trophy Tour to thank their fans for their support.
- June 6 The Patriots open a three-day minicamp, the first time the entire team worked together at the new stadium.
- June 9 Robert Kraft hosted the Patriots Super Bowl ring ceremony at the Boston Harbor Hotel.
- Aug. 5 Patriots signed a 15-year agreement with the Gillette Company for exclusive naming rights to Gillette Stadium.
- Aug. 17 Patriots host first football game at Gillette Stadium, a 16-15 preseason victory over the Philadelphia Eagles.



- Sept. 9 Patriots host the grand opening of Gillette Stadium against the Pittsburgh Steelers on Monday Night Football. The Patriots defeated the Steelers 30-14.
- Sept. 22 Troy Brown established a single-game franchise record with 16 catches vs. Kansas City.
- Dec. 8 The Patriots extended their radio agreement with WBCN.
- Dec. 16 Robert and Jonathan Kraft named 2002 Sports Industrialists of the Year by The Sports Business Daily.

HISTORICAL TIMELINE: 2003-05

2003

- Aug. 27 Robert Kraft presents offensive lineman Joe Andruzzi with the first annual New England Patriots Ron Burton Community Service Award. The award is presented in honor of Burton, the first draft choice in team history and a dedicated member of the New England community.
- Dec. 7 The Patriots defeated the Miami Dolphins, 12-0, in snowy Foxborough to claim the seventh division title in franchise history.
- Dec. 27 New England closed out the then-best regular season in franchise history with a 31-0 shutout over the Buffalo Bills to finish the season with a 14-2 record, the best mark in the NFL.

2004

- Jan. 10 In the coldest game in team history (four degrees), the Patriots beat Tennessee 17-14 in the divisional playoffs at Gillette Stadium.
- Jan. 18 New England hosted the AFC Championship for the second time in club history and advanced to the fourth Super Bowl in team annals with a 24-14 win over the Indianapolis Colts.
- Jan. 21 Robert K. Kraft celebrated the 10th anniversary of his purchase of the franchise.
- Feb. 1 The Patriots won the Super Bowl for the second time in three seasons with a thrilling 32-29 victory over Carolina in Super Bowl XXXVIII at Reliant Stadium in Houston.



- Feb. 3 More than 1.5 million Patriots fans jammed the streets of Boston for a victory parade that ends with a rally at City Hall Plaza.
- March 21 The Patriots brought the Lombardi Trophy to Manchester, N.H., to celebrate their Super Bowl XXXVIII victory with the fans of New Hampshire.
- April 7 The Patriots brought the Lombardi Trophy to a victory parade in Portland, Maine.
- April 9 Robert Kraft threw out the first pitch at the Boston Red Sox 2004 Opening Day ceremonies at Fenway Park.
- April 22 The Patriots released the DVD "3 Games to Glory II," at a premiere event in Randolph, Mass. The two-disc set contains nearly five hours of features chronicling and commemorating the Patriots record-setting 2003 season.
- May 8 The Patriots brought the Lombardi Trophy to Water Fire in Providence, R.I., to share their Super Bowl victory with the fans of Rhode Island.

- May 10 The Patriots visited the White House, where they were honored by President George W. Bush.
- June 13 Robert Kraft presented the Patriots with Super Bowl XXXVIII rings in a ceremony at his home.
- Sept. 9 The Patriots opened the NFL's 2004 regular season with a 27-24 victory over Indianapolis in a Thursday prime-time matchup at Gillette Stadium. Robert Kraft unveiled the team's second Super Bowl Championship Banner as part of a star-studded pregame ceremony that included musical performances from Elton John, Toby Keith, Destiny's Child and Lenny Kravitz.
- Oct. 10 New England set the all-time pro football record with its 19th consecutive victory, a 24-10 win over the Miami Dolphins at Gillette Stadium. The winning streak eventually extended to 21 games.
- Dec. 12 The Patriots clinched their eighth AFC East crown following a 35-28 win over Cincinnati in Foxborough.

2005


- Jan. 16 New England advanced to the AFC Championship Game with a 20-3 victory over Indianapolis amid snowy conditions at Gillette Stadium. The Patriots held the highest-scoring offense in the NFL to just a field goal.
- Jan. 23 The Patriots won their fifth AFC Championship with a 41-27 victory over the Pittsburgh Steelers at Heinz Field, setting a franchise playoff record for points against the NFL's top defense.
- Feb. 6 The Patriots outlasted the Philadelphia Eagles in Super Bowl XXXIX, posting a 24-21 win for their third championship. The Patriots became just the second franchise in NFL history to win three out of four Super Bowls.



- Feb. 8 More than a million fans line the streets of Boston as the Patriots take part in a rolling rally through the city.
- March 20 The Patriots brought the Lombardi Trophy to Manchester, N.H., to celebrate with the fans of New Hampshire.
- April 8 The Patriots brought the Lombardi Trophy to a victory parade in Portland, Maine.
- April 13 The Patriots returned to the White House to be honored as champions by President Bush.
- April 21 The commemorative DVD "3 Games to Glory III" was released at a premiere event in Randolph, Mass.
- June 12 Robert Kraft presented the Patriots with Super Bowl XXXIX rings in a ceremony at his home.

HISTORICAL TIMELINE: 2005-07

- Sept. 8 The Patriots raised their third Super Bowl banner prior to a 30-20 victory over the Oakland Raiders in the 2005 regular-season opener.
- Sept. 19 Forbes magazine names the Patriots “The Best Team in Sports” and Robert Kraft appears on the cover of the issue.
- Dec. 4 On a snowy day, the Patriots defeat the New York Jets, 16-3, to improve to 9-0 all-time in snow games in Foxborough.
- Dec. 12 Quarterback Tom Brady is named Sports Illustrated’s Sportsman of the Year.



- Dec. 17 The Patriots clinch their third straight AFC East title with a 28-0 victory over Tampa Bay in Foxborough. The title marked New England’s fourth division championship in a five-year span.

2006

- Jan. 1 The Patriots celebrate the 25th anniversary of the 1985 AFC Championship team by honoring 50 former players and coaches at halftime of the 2005 regular-season finale at Gillette Stadium.
- Jan. 7 The Patriots defeat the Jacksonville Jaguars, 28-3 in a wild card playoff game. The victory was New England’s 10th consecutive playoff win, setting an all-time NFL record.
- Nov. 5 Troy Brown grabs his 535th career reception, in a game against the Indianapolis Colts, passing Stanley Morgan (534 receptions) to become the Patriots all-time receptions leader.
- Dec. 24 The Patriots capture their fourth consecutive AFC East title with a 24-21 victory over the Jacksonville Jaguars. Their four straight titles ties the AFC East division record.

2007

- Jan. 7 New England defeats the N.Y. Jets 37-16 in a first-round playoff game at Gillette Stadium. The Patriots streak of four straight seasons with a playoff victory tied the fifth longest such streak in NFL history.
- Jan. 14 The Patriots advance to their third AFC Championship Game in four seasons with a 24-21 road win against the top-seeded San Diego Chargers.
- May 20 The Kraft Group makes public its plans for Patriot Place, a super-regional shopping and entertainment destination on the grounds of Gillette Stadium. The development will include a mix of more than 70 retail and entertainment options for visitors.
- May 20 The Kraft Group unveils its vision for The Hall at Patriot Place, a football-themed museum to be located within the larger Patriot Place development and slated to open in Fall 2008. The Hall will honor Patriots greats and will give fans an opportunity to celebrate the team’s championship tradition through a cutting-edge multimedia experience.
- Aug. 27 Stanley Morgan is enshrined in the Patriots Hall of Fame in an induction ceremony at the Patriots Kick-off Gala at Gillette Stadium.
- Sept. 6 Robert Kraft is ranked as the top NFL owner on Sports Business Journal’s list of the 20 most influential people in the NFL.
- Sept. 9 Ellis Hobbs returns a kickoff 108 yards for a touchdown in the Patriots season opener, setting an NFL record for the longest kickoff return in league history.
- Oct. 21 Tom Brady throws a franchise-record six touchdown passes in a 49-28 win over the Dolphins. His 158.3 passer rating in the game is the second perfect rating in Patriots history.
- Nov. 4 Tom Brady throws his 33rd touchdown pass of the season, setting a franchise record in a 24-20 victory over Indianapolis Colts. The game between the 7-0 Patriots and the 8-0 Colts was the latest matchup of undefeated teams in NFL history.
- Nov. 14 Bass Pro Shops holds its grand opening at Patriot Place.
- Nov. 18 The Patriots tie a franchise record for points in a 56-10 win at Buffalo. Randy Moss sets a team record with four touchdown catches.
- Nov. 19 A topping off ceremony is held for The Hall at Patriot Place.
- Dec. 3 The then-largest audience in cable television history (17.5 million) watches the Patriots thrilling last-minute 27-24 victory over Baltimore on Monday Night Football.
- Dec. 9 The Kraft Group and CBS Corp. announce plans to launch The CBS Scene Restaurant and Bar, a 15,000 sq. ft. state-of-the-art entertainment and sports venue at Patriot Place.
- Dec. 29 The Patriots defeat the New York Giants, 38-35, to complete the first 16-0 regular season in NFL history. Tom Brady sets a new NFL record with his 50th touchdown pass and Randy Moss sets a league mark with his 23rd touchdown reception. The Patriots finish the season with a league-record 589 points and 75 touchdowns.

HISTORICAL TIMELINE: 2007-09



Randy Moss set an NFL record with his 23rd touchdown catch of the season on Dec. 29, 2007 in a game against the New York Giants.

2008

- Jan. 5 Tom Brady is named the NFL's Most Valuable Player by the Associated Press.
- Jan. 20 The Patriots win their sixth AFC Championship with a 20-12 victory over San Diego at Gillette Stadium, advancing to Super Bowl XLII with an unprecedented 18-0 record.
- Jan. 27 More than 15,000 fans and Massachusetts Governor Deval Patrick participate in a snowy send-off rally at Gillette Stadium as the Patriots depart for Arizona and Super Bowl XLII.
- Feb. 2 Andre Tippett is elected to the Pro Football Hall of Fame, becoming the second player to earn the honor after playing his entire career as a Patriot.
- Feb. 3 The Patriots fall to the New York Giants, 17-14, in Super Bowl XLII. The Patriots take a 14-10 lead with 2:42 remaining, but a Giants touchdown with 0:35 left clinches the game.



- Mar. 11 The Hall at Patriot Place launches the website newenglandfootball.com, an initiative to promote high school football in New England.
- July 7 Ben Coates is elected to the Patriots Hall of Fame by fan voting on Patriots.com.
- Aug. 2 Andre Tippett is inducted into the Pro Football Hall of Fame in Canton, Ohio. He is presented by Patriots Chairman and CEO Robert Kraft, and joins

John Hannah as the only career Patriots in the Pro Football Hall of Fame.

- Sept. 6 The Kraft Group and CBS open CBS Scene Restaurant & Bar, a three-story, 15,000-square-foot, one-of-a-kind entertainment and dining destination at Patriot Place, with a star-studded red carpet event.
- Sept. 18 A ribbon-cutting ceremony is held at The Hall at Patriot Place presented by Raytheon, unveiling a first-of-its-kind experience that showcases the history of the New England Patriots, provides a permanent home for the franchise's Hall of Fame and promotes math and sciences education through football.
- Sept. 20 In a ceremony attended by thousands of Patriots fans outside The Hall at Patriot Place, 12 members of the Patriots Hall of Fame were re-inducted and Ben Coates was inducted as the 13th member.
- Sept. 22 The Hall at Patriot Place presented by Raytheon opens to the public.



Patriots Hall of Famers (from left) Ben Coates, Stanley Morgan, Steve Grogan, Mike Haynes, Andre Tippett, Nick Buoniconti, Steve Nelson, John Hannah and Vito "Babe" Parilli were honored at halftime of a Sept. 21, 2008 game at Gillette Stadium as part of the inaugural Induction Weekend at The Hall at Patriot Place presented by Raytheon.

- Sept. 25 Wide receiver Troy Brown announces his retirement from football. His significant contributions in all three phases of the game – offense, defense and special teams – made him one of the most beloved players in the history of the Patriots franchise.
- Oct. 20 Andre Tippett, a member of the Pro Football Hall of Fame Class of 2008, is honored at Andre Tippett Night at Gillette Stadium.

2009

- Jan. 22 The Patriots unveil their 50th season logo, which will brand all of the team's activities in 2009.
- March 24 On the occasion of the team's 50th season, Patriots Chairman and CEO Robert Kraft inducts William H. "Billy" Sullivan, the team's founder, into the Patriots Hall of Fame as the first contributor to be enshrined.

HISTORICAL TIMELINE: 2009-10



- June 10 Jim Nance is elected to the Patriots Hall of Fame by fan voting on Patriots.com.
- Oct. 18 The Patriots set team records for points in a game (59) and total net yards (619) in a 59-0 victory vs. Tennessee in snowy conditions at Gillette Stadium. Tom Brady sets an NFL record with five touchdown passes in the second quarter.
- Oct. 25 The Patriots play their first game on foreign soil as part of the NFL's International Series in front of 84,000 fans at London's historic Wembley Stadium. The Patriots defeat the Tampa Bay Buccaneers, 35-7.



- Nov. 30 Tom Brady passes Drew Bledsoe (29,657) to become New England's all-time passing leader.
- Dec. 6 Randy Moss and Wes Welker both go over 1,000 yards receiving at Miami to become the first Patriots players and only the sixth set of players in NFL history to have three straight 1,000-yard seasons.
- Dec. 13 Wes Welker reaches 100 receptions for the third consecutive season on a 6-yard pass from Tom Brady in the third quarter vs. Carolina. Welker reached 100 receptions in his 11th game of the season to tie Marvin Harrison for the fewest individual games played to reach 100 receptions in a season in NFL history.



- Dec. 20 The Patriots beat Buffalo, 17-10, to win their ninth game of the season and become the first team to win more than half of their games in nine straight seasons since free agency began in 1993 and only

the fifth team to do so since the 1970 merger.

- Dec. 27 The Patriots clinch the AFC East Division title for the seventh time in nine seasons with a 35-7 victory over the Jacksonville Jaguars at Gillette Stadium. The Patriots earned their 11th playoff berth in the 16 seasons since Robert Kraft purchased the team.

2010

- June 14 Sam "Bam" Cunningham, the franchise's all-time leading rusher, is selected by fans as the 2010 inductee to the Patriots Hall of Fame.



- Aug. 2 Patriot Place announces the completion of a photovoltaic power system that will generate approximately 525 kilowatts of clean, renewable solar power at Patriot Place.



- Oct. 4 The Patriots become the first team in NFL history to score a touchdown five different ways in the same game at Miami. The Patriots score a rushing touchdown, a receiving touchdown, have a kickoff returned for a touchdown, block a field goal that is returned for a touchdown and return an interception for a touchdown.
- Oct. 23 Gillette hosts the "Colonial Clash" between the University of Massachusetts and the University of New Hampshire, the first college football game ever to be played at Gillette Stadium.
- Nov. 25 Tom Brady records a perfect quarterback rating after finishing 21-of-27 for 341 yards with four touchdowns and no interceptions in a 45-24 victory at Detroit on Thanksgiving Day. It is the second time in his career that he has finished with a perfect rating (10/21/07 at Miami), making him the third player ever to have more than one game with a perfect rating (min. 20 attempts).
- Dec. 12 New England qualifies for the playoffs for the 18th

HISTORICAL TIMELINE: 2010-12

2010 (CONT.)

time in its 51-year history with a 36-7 win at Chicago to mark the 12th playoff appearance in the 17 years that Robert Kraft has owned the franchise.

- Dec. 26 The Patriots clinch the AFC East Championship and the AFC's top seed, including home-field advantage throughout the playoffs with a 34-3 victory at the Buffalo Bills.
- Dec. 28 QB Tom Brady, G Logan Mankins, LB Jerod Mayo, CB Devin McCourty, S Brandon Meriweather and DL Vince Wilfork are selected to the 2011 AFC Pro Bowl team. (WR Wes Welker and LT Matt Light are later added to the roster.)

2011

- Jan. 2 BenJarvus Green-Ellis rushes for 80 yards in the regular-season finale against the Dolphins to give him 1,008 yards on the season. He becomes the 11th New England player to record a 1,000-yard rushing season and the first since Corey Dillon in 2004.
- Jan. 2 New England head coach Bill Belichick guides the Patriots to an NFL-best 14-2 after a 38-7 win over Miami. Belichick becomes the first head coach ever to win at least 14 regular-season games in four separate seasons.
- Feb. 2 Bill Belichick is named the Associated Press Coach of the Year for the third time in his career.
- Feb. 3 The Patriots offensive line is named the 2010 Madden Most Valuable Protectors.
- Feb. 6 Tom Brady is named the Associated Press NFL Most Valuable Player for the second time in his career. He is the first ever unanimous selection.
- March 27 Jon Morris selected to the Patriots Hall of Fame by 10-person senior selection committee.

- May 16 Drew Bledsoe is elected to the Patriots Hall of Fame in voting by fans on Patriots.com.



- July 25 Robert Kraft and Colts C Jeff Saturday share a now-iconic moment during a news conference announcing the end of the four-and-a-half-month lockout. Kraft was recognized by the players and owners as critical in getting the deal done.
- Aug. 11 The Patriots dedicate the 2011 season to the late Myra Kraft and debut "MHK" patches on player jerseys and coaching apparel to be worn throughout the season in her honor.

- Dec. 18 With a win at Denver, the Patriots clinch a playoff berth for the 13th time in the 18 seasons since Robert Kraft purchased the team in 1994.



- Dec. 27 Eight Patriots are selected to the Pro Bowl: Tom Brady, Andre Carter, Rob Gronkowski, Logan Mankins, Matthew Slater, Brian Waters, Wes Welker and Vince Wilfork.

2012

- Jan. 14 The Patriots set single-game playoff franchise records for points (45) and yards (509) at home in a 45-10 AFC Divisional round win over Denver.

- Jan. 22 New England advanced to its seventh Super Bowl (sixth of the Kraft era) as a last-minute Ravens field goal attempt sails wide left and the Patriots hang on for a 23-20 victory.



- Feb. 5 The Patriots fell behind to the Giants early and battled back to claim a 17-9 second-half lead. But the N.Y. Giants engineered an 88-yard touchdown drive late in the fourth quarter to defeat the Patriots, 21-17, in Super Bowl XLVI.
- May 7 Veteran T Matt Light formally announces his retirement in a press conference at the Hall at Patriot Place presented by Raytheon after a stellar 11-year NFL career. Chairman and CEO Robert Kraft and head coach Bill Belichick shared their memories in front of a packed house that included fans, media, family members as well as the entire offensive line.
- June 4 Troy Brown is elected to the Patriots Hall of Fame in voting by fans on Patriots.com.
- July 20 Longtime Patriots radio color analyst Gino Cappelletti announces his retirement from the broadcast booth. Former Patriots QB Scott Zolak replaces him in the booth.
- Oct. 9 Veteran RB Kevin Faulk formally announces his retirement in a press conference at the Hall at Patriot Place presented by Raytheon. Faulk, a 1999 second-round pick (46th overall) out of LSU, ended his career as the Patriots all-time leading return specialist, totaling 5,041 combined return yards (4,098 kick return yards and 943 punt return yards). Faulk ranks fifth in Patriots history in rushing yards (3,607), fifth in receptions (431), 12th in pass receiving yards (3,701) and sixth in total punt return yards (943).
- Oct. 28 The Patriots play their second game on foreign soil as part of the NFL's International Series in front of 84,000 fans at London's historic Wembley Stadium.

HISTORICAL TIMELINE: 2012-14

The Patriots defeat the St. Louis Rams, 45-7.

- Dec. 2 Patriots defeat the Dolphins to clinch their 15th division crown in franchise history, marking the second earliest the team has wrapped up the division title (Nov. 25, 2007).
- Dec. 10 With a 42-14 win over the Houston Texans on Monday Night Football, the Patriots reached at least 10 regular season wins for the 10th consecutive season. San Francisco (16) is the only other team to accomplish that feat.
- Dec. 27 Seven Patriots are selected to the Pro Bowl: Tom Brady, Rob Gronkowski, Logan Mankins, Jerod Mayo, Matthew Slater, Wes Welker and Vince Wilfork.
- Dec. 30 During a pregame ceremony to honor Gil Santos and Gino Cappelletti, Patriots Chairman and CEO Robert Kraft announced that Santos, the legendary Voice of the New England Patriots, would be a 2013 inductee into the Patriots Hall of Fame. Santos becomes the second non-player to earn the honor as a contributor for his off-field contributions to the team. The Patriots went on to defeat the Dolphins, 28-0 and clinch the No. 2 seed in the AFC.



2014

- Jan. 11 The Patriots defeat the Indianapolis Colts, 43-22, in a Divisional Playoff at Gillette Stadium, notching 40 points in a Divisional Round game for the third straight year. RB LeGarrette Blount tied a team playoff record with 166 rushing yards and set a franchise record with four touchdowns (regular season or playoffs).
- Jan.19 The Patriots lose the AFC Championship Game in Denver, 26-16, marking the team's third straight appearance in the conference title game and its second consecutive defeat.
- May 19 Ty Law is elected to the Patriots Hall of Fame by fan voting on Patriots.com.
- Oct. 5 Tom Brady becomes the sixth quarterback in NFL history to reach 50,000 passing yards in a win vs. Cincinnati.
- Nov. 2 WR Julian Edelman set a franchise record with his fourth career punt return touchdown when he returned a punt 84 yards for a touchdown in a win vs. Denver. Tom Brady passes John Elway into fifth place on the NFL's all-time passing yards list.
- Nov. 16 RB Jonas Gray amasses 201 yards rushing on 37 attempts and four rushing touchdowns in a win at Indianapolis. Gray set a new team record with four rushing touchdowns and tied the team record for most overall touchdowns in a single game. He became the first Patriots player to rush for 100 yards in each half of a game, the first player in NFL history to score his first four career rushing touchdowns in a game since 1921 and tied a single-game NFL record with 15 rushing first downs.
- Dec. 14 The Patriots clinch an AFC East record sixth consecutive division title and qualify for the playoffs for the 22nd time in team history in the win vs. Miami. It is the 16th time in 22 seasons under Robert Kraft ownership that New England has qualified for the playoffs. Bill Belichick passes Don Shula with his 12th division championship, most for a head coach since the 1970 merger.
- Dec. 21 The victory at N.Y. Jets is the 250th under Robert Kraft in 368 games, tying George Halas for the fastest an owner has reached 250 wins.
- Dec. 23 Seven Patriots are selected to the Pro Bowl: Tom Brady, Julian Edelman, Stephen Gostkowski, Rob Gronkowski, Devin McCourty, Darrelle Revis and Matthew Slater.
- Dec. 28 New England finished the 2014 regular season with a 12-4 record and the top seed in the AFC playoffs. The Patriots have earned the number one seed five times (2014, 2011, 2010, 2007, and 2003). New England's 12 wins mark the ninth time in franchise history that the Patriots have recorded 12 or more victories in the regular season, and it is the ninth time in the last 12 years that the Patriots have had at least 12 regular-season wins. The Patriots have had at least 12 wins in five straight seasons dating back to 2010. The Patriots finished with a 12-4 regular season record for the third straight year.

2013

- Jan. 20 The Patriots fall to the Ravens, 28-13, in the AFC Championship game, marking only the second time in team history the club has dropped a conference championship game.
- May 21 Tedy Bruschi is elected to the Patriots Hall of Fame in voting by fans on Patriots.com.
- Nov. 24 The Patriots came back from a 24-point deficit to defeat the Denver Broncos, 34-31, in overtime, marking the largest comeback win in team history. New England trailed 24-0 at halftime.
- Dec. 22 The New England Patriots put on a performance worthy of a division champion as they breezed to a 41-7 victory over the defending Super Bowl Champion Baltimore Ravens. The Patriots (11-4) were assured of their fifth straight AFC East title before the game started when Miami lost at Buffalo. New England qualified for the playoffs 21 times in its history and 15 times under owner Robert Kraft. It marks the 11th division crown for Bill Belichick, tied with Don Shula for the most division titles since the 1970 merger. Tom Brady has now led the Patriots to 11 division titles, more than any other starting quarterback in NFL history.
- Dec. 27 Four Patriots are selected to the Pro Bowl: Tom Brady, Logan Mankins, Matthew Slater and Aqib Talib. Stephen Gostkowski would also be added later.

HISTORICAL TIMELINE: 2015-16

2015

- Jan. 10 The Patriots defeat Baltimore, 35-31, in an AFC Divisional Playoff after twice facing 14-point deficits in the game (14-0 and 28-14), becoming the first team in NFL postseason history to achieve the feat. The 14-point comeback was the largest in the team's postseason history, topping the 11-point comeback in a 24-21 win at San Diego on Jan. 14, 2007. Bill Belichick passed Tom Landry for most playoff wins with 20 and Tom Brady set a new playoff record with his 46th career postseason touchdown pass.
- Jan. 18 The Patriots capture their record-tying eighth Super Bowl berth in franchise history with a 45-7 win over Indianapolis in the AFC Championship Game at Gillette Stadium. The seven Super Bowl appearances since Robert Kraft purchased the team in 1994 are most in the NFL over that span and Kraft is the first owner to have his team in seven Super Bowls.

- Feb. 1 The New England Patriots win their fourth Super Bowl in franchise history in a dramatic, 28-24 victory over the Seattle Seahawks in Super Bowl XLIX in Glendale, Ariz. Bill Belichick matches Chuck Knoll with his fourth Super Bowl victory and Tom Brady ties Joe Montana and Terry Bradshaw for most Super Bowl wins. Brady also matches Montana with his third Super Bowl MVP award while completing a Super Bowl record 37 passes while leading his team back from a 10-point deficit in the fourth quarter, the greatest fourth-quarter comeback in Super Bowl history. He threw at least three touchdown passes in all three playoff games and now owns the NFL record for touchdown passes in the postseason (53) and the Super Bowl (13). Undrafted rookie CB Malcolm Butler intercepted a Seahawks pass at the Patriots goal line with 20 seconds remaining to seal the victory for New England.



- Feb. 4 More than a million fans line the streets of Boston as the Patriots take part in a rolling rally through the city.
- April 2 Houston Antwine is selected to the Patriots Hall of

Fame by a 10-person senior selection committee.

- May 26 Willie McGinest is elected to the Patriots Hall of Fame by fan voting on Patriots.com.
- Sept. 27 Tom Brady becomes the fourth NFL player to reach 400 career touchdowns on a 1-yard touchdown pass to WR Danny Amendola in the second quarter of a 51-17 win over the Jacksonville Jaguars.
- Nov. 15 Stephen Gostkowski sets a new team record for most field goals with two conversions in a game at the N.Y. Giants to surpass Adam Vinatieri's previous mark of 263. Gostkowski's 31-yard field goal in the second quarter ties Vinatieri and then his 54-yard game-winning field goal gives him the team record.
- Nov. 15 The Patriots set a new NFL record by scoring in 32 consecutive quarters on Tom Brady's 1-yard touchdown pass to TE Scott Chandler in the first quarter of the win over the Giants. The streak will halt at 38 straight scoring quarters.
- Nov. 23 The Patriots become the fourth defending Super Bowl champion to start a season 10-0, joining Green Bay (2011 – 13-0), Denver (1998 – 13-0) and San Francisco (1990 – 10-0), with a win over Buffalo. It also marks the second time New England has started a season 10-0 (2007, 16-0).
- Dec. 13 Rob Gronkowski eclipses 1,000 yards receiving and 10-plus touchdowns for the third time in his career in the win over Houston, becoming the only tight end in NFL history with three 1,000-yard and double-digit TD seasons.
- Dec. 20 With a win at home over Tennessee, the Patriots have now won the AFC East for seven consecutive seasons, joining the Los Angeles Rams (1973-79) as the only teams to win seven consecutive division titles.

2016

- Jan. 16 New England defeats Kansas City at Gillette Stadium in an AFC Divisional Playoff to advance to the AFC Championship Game for the fifth straight season. The Patriots join Oakland (1973-77) as the only other team to reach five consecutive conference title games.
- May 18 Kevin Faulk is elected to the Patriots Hall of Fame by fan voting on Patriots.com.
- Oct. 30 Rob Gronkowski passes Stanley Morgan to become the Patriots all-time leader in touchdowns scored with his 53-yard second quarter score in the 41-25 win at Buffalo for his 69th touchdown overall and 68th touchdown receiving.
- Nov. 27 Tom Brady becomes just the fifth quarterback in NFL history to reach 60,000 passing yards on an 18-yard second quarter completion to Julian Edelman in the Patriots 22-17 victory over the New York Jets.
- Dec. 3 The Kraft family welcomes the members of the 2001 Super Bowl XXXVI championship-winning team in a weekend-long special celebration of the 15-year anniversary of the organization's first league title.
- Dec. 4 Tom Brady becomes the NFL's all-time winningest

HISTORICAL TIMELINE: 2016-18

quarterback (regular season and postseason) with his 201st victory in a 26-10 win over the Los Angeles Rams at Gillette Stadium.

- Dec. 18 The Patriots clinch their eighth straight AFC East division title with a 16-3 win at Denver, surpassing the Los Angeles Rams seven straight from 1973-1979 as the NFL record for consecutive division titles.

2017

- Jan. 1 With a 35-14 win over the Miami Dolphins the Patriots join the San Francisco 49ers (3 times) as the only NFL team with two 8-0 undefeated road seasons (2007,2016).
- Jan. 14 The Patriots advance to their NFL-record sixth straight AFC Championship game with their 34-16 Divisional Playoff victory over the Houston Texans, setting a new mark for consecutive championship game appearances by a team.
- Jan. 22 The Patriots advance to their NFL-record ninth Super Bowl overall and eighth appearance under the ownership of Robert Kraft with a 36-17 victory over the Pittsburgh Steelers in the AFC Championship game at Gillette Stadium. Head coach Bill Belichick captures his seventh conference championship, the most by a head coach in the Super Bowl era.

- Feb. 5 The Patriots complete the biggest comeback in Super Bowl history with their 34-28 overtime victory over the Atlanta Falcons in Super Bowl LI in Houston, Texas. Down 25 points with less than nine minutes to play in the third quarter, the Patriots rallied to score 31 unanswered points on five of their final six offensive drives to claim the victory. The organization's fifth Super Bowl title is tied for second-most in league history, while Bill Belichick becomes the first head coach to win five Super Bowl titles. Tom Brady surpasses Joe Montana as the only player with four Super Bowl MVP awards and sets three Super Bowl records with most passes in a game (62), most completions (43) and most passing yards (466). Brady also becomes



the only quarterback in NFL history to win five Super Bowls and ties Hall of Fame defensive lineman Charles Haley as the only players to play on five Super Bowl-winning teams.

- Feb. 7 More than one million fans line the streets of Boston as the Patriots enjoy their fifth rolling rally through the city to celebrate their fifth Super Bowl title.
- May 22 Raymond Clayborn is elected to the Patriots Hall of Fame by fan voting on Patriots.com.
- Sept. 17 Tom Brady throws for 447 yards and three touchdowns in a Week 2 win over the New Orleans Saints, earning his 28th Player of the Week honor for his efforts, which surpassed Peyton Manning for the most such awards all time.
- Oct. 1 With a 43-yard reception in the second quarter vs. Carolina, Rob Gronkowski surpasses Wes Welker for the most receiving yards from Tom Brady with 6,338 yards in his career.
- Oct. 15 With a 24-17 victory over the New York Jets, Tom Brady surpassed Peyton Manning and Brett Favre (186) for the most regular season wins by a starting quarterback in NFL history with his 187th victory.
- Nov. 12 With a 41-16 victory over the Denver Broncos at Sports Authority Field, Tom Brady earns his 86th career road victory, breaking a tie with Peyton Manning for the most such wins by a quarterback in NFL history.
- Nov. 12 The Patriots play in their third game on foreign soil as part of the NFL's International Series in front of 77,000 fans at Mexico City's historic Estadio Azteca. The Patriots improve to 3-0 on international soil with a 33-8 win over the Oakland Raiders.
- Nov. 12 With a 33-8 victory over the Oakland Raiders in Mexico City, Bill Belichick earns his 271st career victory as a head coach and passes Tom Landry for sole possession of third place all-time, trailing only George Halas and Don Shula.
- Nov. 12 Stephen Gostkowski sets a new franchise record with a 62-yard field goal at the end of the second quarter of the victory over the Oakland Raiders in Mexico City.
- Dec. 31 The Patriots defeat the New York Jets 26-6 in the season finale and earn the top seed in the AFC playoffs for the seventh time in franchise history, extending their NFL record of most top seeds earned since the current playoff format was instituted in 1990.

2018

- Jan. 13 The Patriots defeated the Tennessee Titans 35-14 in the Divisional round to set a new NFL record of seven straight seasons of playoff advancement, surpassing the Dallas Cowboys' previous record of six (1991-96).
- Jan. 21 Down 10 points in the fourth quarter, Tom Brady led two fourth quarter scoring drives - both capped by touchdown receptions from Danny Amendola - to give the Patriots a 24-20 victory in the AFC Championship game over the Jacksonville Jaguars.

HISTORICAL TIMELINE: 2018-19

2018 (CONT.)

- The win clinched the organization's NFL-record 10th Super Bowl berth and the ninth appearance since Robert Kraft purchased the team in 1994.
- Feb. 3 Tom Brady is named the Associated Press NFL Most Valuable Player for the third time in his career.
- Feb. 4 The Patriots make their NFL-record 10th Super Bowl appearance and the ninth under Robert Kraft's ownership but ultimately fall to the Philadelphia Eagles 41-33 in Super Bowl LII. The team set several Super Bowl records amidst a prolific offensive performance. The 613 yards of overall offense are the most in Super Bowl history, while Tom Brady's 505 yards passing set a new Super Bowl record, surpassing his record-setting 466-yard performance the year before in Super Bowl LI vs. Atlanta. The Patriots also become the first team in Super Bowl history to have three receivers with 100-plus yards when Danny Amendola (152), Chris Hogan (128) and Rob Gronkowski (116) all surpass the century mark.
- May 16 Matt Light is elected to the Patriots Hall of Fame by fan voting on Patriots.com.
- Sept. 30 Robert Kraft won his 300th game overall as owner of the New England Patriots vs. Miami. Mr. Kraft reached the milestone in his 25th NFL season and in his 432nd game, the fastest an owner has reached the milestone. Al Davis of Oakland accomplished the feat in 495 games (31 seasons) while Pat Bowlen of Denver reached 300 career wins in 501 games (30 seasons).
- Oct. 14 The Patriots victory over Kansas City was their 218th win since 2000. New England moved past the San Francisco 49ers (217 wins - 1980s-90s) for the most regular-season wins over two consecutive decades.
- Nov. 25 The Patriots win at the N.Y. Jets put the team at 8-3 and secured a record of .500 or better for the 18th straight season, behind only Dallas, who had 21 straight seasons at .500 or better.
- Dec. 2 The win vs. Minnesota moved the team to 9-3 and guaranteed a plus-.500 record for an 18th consecutive season, the most consecutive winning seasons since the 1970 merger.
- Dec. 23 A win over the Buffalo Bills secured a Patriots playoff berth for an NFL-record 10th consecutive season and extended their NFL record with a 10th straight division title. New England joined the At-

lanta Braves (14) as the only franchise from the NFL, NBA, NFL or NHL to win at least 10 consecutive division championships. The victory was also the team's 10th of the season, tying San Francisco (1983-98) for most consecutive seasons with at least 10 wins with 16.

2019

- Jan. 13 New England captured a 41-28 AFC Divisional Playoff victory over the Los Angeles Chargers, extending NFL records by advancing in the postseason for the eight consecutive season and qualifying for an eight straight conference championship game. The Patriots also tied an NFL record by winning their 16th Divisional Playoff game and set a new NFL record with their 127th overall win in a decade.
- Jan. 20 The Patriots defeat Kansas City, 37-31, in overtime to advance to an NFL -record 11th Super Bowl (10th under Robert Kraft) and joined Miami (3) and Buffalo (4) as the only NFL teams to reach three consecutive Super Bowls. The victory also marked the franchise's 36th postseason win, tying Pittsburgh for most playoff wins all-time.
- Feb. 3 In a rematch of Super Bowl XXXVI 17 years to the day, the Patriots defeat the Rams, 13-3, to capture the club's sixth Super Bowl, tying Pittsburgh for most Super Bowls in NFL history. The Patriots also won their 37th playoff game, moving past the Steelers for most post-season wins in NFL history. Bill Belichick joined George Halas and Curly Lambeau as the only NFL coaches to win six NFL championships and Tom Brady broke a tie with Charles Haley as the only player to play on six Super Bowl-winning teams. He also passed Adam Vinatieri with his 237th victory overall, the most in NFL history. Julian Edelman notches 10 receptions for 141 yards and becomes the first wide receiver since Antonio Holmes (Super Bowl XLIII) to win the Super Bowl's Most Valuable Player Award.
- April 4 Leon Gray is selected to the Patriots Hall of Fame by a 10-person senior selection committee.
- May 6 Rodney Harrison is elected to the Patriots Hall of Fame by fan voting on Patriots.com.



RON BURTON COMMUNITY SERVICE AWARD

In 2003, Patriots owner Robert Kraft established the annual New England Patriots Ron Burton Community Service Award. The honor recognizes the Patriots player who most embodies the qualities of Burton, who was the first player drafted by the team in 1960 and was known for his commitment to the community and helping others. The award is given annually at the New England Patriots Charitable Foundation Kickoff Gala, and the recipient is honored on a permanent trophy that resides in the Patriots locker room.

RON BURTON AWARD WINNERS

2003..... Joe Andruzzi	2011..... Jerod Mayo
2004..... Troy Brown	2012..... Zoltan Mesko
2005..... Matt Light	2013..... Matthew Slater
2006..... Jarvis Green	2014..... Devin McCourty
2007..... Ty Warren	2015..... Nate Solder
2008..... Larry Izzo	2016..... Rob Gronkowski
2009..... Kevin Faulk	2017..... Jordan Richards
2010..... Vince Wilfork	2018..... Joe Cardona



Robert Kraft presents Joe Cardona with the 2018 Ron Burton Community Service Award at the New England Patriots Charitable Foundation Kickoff Gala.

PATRIOTS HOME FIELD

Regular Season Records Only



Foxboro Stadium also known as Schaefer Stadium (1971-82) and Sullivan Stadium (1983-89)



Year	Home Field	Home Record	Overall Record
1960	Boston University Field.....	3-4-0.....	5-9-0
1961	Boston University Field.....	4-2-1.....	9-4-1
1962	Harvard Stadium.....	1-0-0.....	
	Boston University Field.....	5-1-0.....	9-4-1
1963	B.C. Alumni Stadium.....	1-0-0.....	
	Fenway Park.....	4-1-1.....	7-6-1
1964	Fenway Park.....	3-2-1.....	10-3-1
	B.C. Alumni Stadium.....	1-0-0.....	
1965	Fenway Park.....	1-4-2.....	4-8-2
1966	Fenway Park.....	4-2-1.....	8-4-2
1967	B.C. Alumni Stadium.....	1-0-0.....	
	Fenway Park.....	1-4-0.....	3-10-1
1968*	Legion Field, Birmingham.....	0-1-0.....	
	Fenway Park.....	2-4-0.....	4-10-0
1969	B.C. Alumni Stadium.....	2-5-0.....	4-10-0
1970	Harvard Stadium.....	1-6-0.....	2-12-0
1971	Schaefer Stadium.....	5-2-0.....	6-8-0
1972	Schaefer Stadium.....	2-5-0.....	3-11-0
1973	Schaefer Stadium.....	3-4-0.....	5-9-0
1974	Schaefer Stadium.....	3-4-0.....	7-7-0
1975	Schaefer Stadium.....	2-5-0.....	3-11-0
1976	Schaefer Stadium.....	6-1-0.....	11-3-0
1977	Schaefer Stadium.....	6-1-0.....	9-5-0
1978	Schaefer Stadium.....	5-3-0.....	11-5-0
1979	Schaefer Stadium.....	6-2-0.....	9-7-0
1980	Schaefer Stadium.....	6-2-0.....	10-6-0
1981	Schaefer Stadium.....	2-6-0.....	2-14-0
1982	Schaefer Stadium.....	3-1-0.....	5-4-0
1983	Sullivan Stadium.....	5-3-0.....	8-8-0
1984	Sullivan Stadium.....	5-3-0.....	9-7-0
1985	Sullivan Stadium.....	7-1-0.....	11-5-0
1986	Sullivan Stadium.....	4-4-0.....	11-5-0
1987	Sullivan Stadium.....	5-3-0.....	8-7-0
1988	Sullivan Stadium.....	7-1-0.....	9-7-0
1989	Sullivan Stadium.....	3-5-0.....	5-11-0
1990	Foxboro Stadium.....	0-8-0.....	1-15-0
1991	Foxboro Stadium.....	4-4-0.....	6-10-0
1992	Foxboro Stadium.....	1-7-0.....	2-14-0
1993	Foxboro Stadium.....	3-5-0.....	5-11-0
1994	Foxboro Stadium.....	5-3-0.....	10-6-0
1995	Foxboro Stadium.....	3-5-0.....	6-10-0
1996	Foxboro Stadium.....	6-2-0.....	11-5-0
1997	Foxboro Stadium.....	6-2-0.....	10-6-0
1998	Foxboro Stadium.....	6-2-0.....	9-7-0
1999	Foxboro Stadium.....	5-3-0.....	8-8-0
2000	Foxboro Stadium.....	3-5-0.....	5-11-0
2001	Foxboro Stadium.....	6-2-0.....	11-5-0
2002	Gillette Stadium.....	5-3-0.....	9-7-0
2003	Gillette Stadium.....	8-0-0.....	14-2-0
2004	Gillette Stadium.....	8-0-0.....	14-2-0
2005	Gillette Stadium.....	5-3-0.....	10-6-0
2006	Gillette Stadium.....	5-3-0.....	12-4-0
2007	Gillette Stadium.....	8-0-0.....	16-0-0
2008	Gillette Stadium.....	5-3-0.....	11-5-0
2009	Gillette Stadium.....	8-0-0.....	10-6-0
2010	Gillette Stadium.....	8-0-0.....	14-2-0
2011	Gillette Stadium.....	7-1-0.....	13-3-0
2012	Gillette Stadium.....	6-2-0.....	12-4-0
2013	Gillette Stadium.....	8-0-0.....	12-4-0
2014	Gillette Stadium.....	7-1-0.....	12-4-0
2015	Gillette Stadium.....	7-1-0.....	12-4-0
2016	Gillette Stadium.....	6-2-0.....	14-2-0
2017	Gillette Stadium.....	6-2-0.....	13-3-0
2018	Gillette Stadium.....	8-0-0.....	11-5-0
TOTALS		282-161-6	500-391-9

*Notes one home game played in Birmingham, AL on Sep. 22, 1968 vs. N.Y. Jets.

HISTORY

PATRIOTS ALL-TIME ROSTER

Editor's Note: This list includes all players who have participated in at least one game for the Patriots or have accrued at least one season of veteran status with the team.
 (*Notes incomplete information for games started.)

- A -

Name	Pos.	#	College	Years	GP	GS
Abdullah, Rabih	RB	27	Lehigh	2004	9	0
Abrams, Bobby	LB	50	Michigan	1995	9	1
Acks, Ron	LB	51	Illinois	1972-73	28	27
Adams, Bob	TE	80	Pacific	1973-74	24	12
Adams, George	RB	33	Kentucky	1990-91	18	8
Adams, Julius	DE	69,85	Texas Southern	1971-85,87	206	90
Adams, Philip	DB	26	South Carolina State	2011	6	0
Adams, Sam	OG	61	Prairie View	1972-80	119	90
Adams, Titus	DL	62	Nebraska	2009	2	0
Addison, Tom	LB	53	South Carolina	1960-67	14	11*
Agnew, Ray	DE	92	North Carolina State	1990-94	66	37
Aiken, Danny	LS	48	Virginia	2011-14	63	0
Aiken, Kamar	WR	16	Central Florida	2012	1	0
Aiken, Sam	WR	88	North Carolina	2008-09	28	9
Akbar, Hakim	S	29	Washington	2001	6	0
Akins, Chris	S	34	Arkansas-Pine Bluff	2003	12	0
Alexander, Eric	LB	49,52	Louisiana State	2004-09	45	0
Alexander, Rogers	LB	91	Penn State	1987	3	2
Allard, Don	QB	12	Boston College	1962	4	NA
Allen, Dwayne	TE	83	Clemson	2017-18	29	16
Allen, Marvin	RB	39	Tulane	1988-91	37	3
Allen, Ryan	P	6	Louisiana Tech	2013-18	96	0
Allen, Terry	RB	22	Clemson	1999	16	13
Allen, Will	CB	26	Syracuse	2012	0	0
Amendola, Danny	WR	80	Texas Tech	2013-17	69	29
Andrews, David	C	60	Georgia	2015-18	60	57
Andrews, Darren	WR	16	UCLA	2018	0	0
Andrews, Willie	DB	23	Baylor	2006-07	30	0
Andersen, Jason	C	67	BYU	1998-2000	18	0
Anderson, Bob	RB	33	Colorado	1975	5	0
Anderson, Darren	CB	25	Toledo	1992	1	0
Anderson, Mark	DE	95	Alabama	2011	16	1
Anderson, Ralph	S	49	West Texas State	1973	13	11
Anderson, Stephen	TE	80	California	2018	0	0
Andruzzi, Joe	G	63	Southern Connecticut State	2000-04	72	72
Antrun, Glenn	WR	48	Connecticut	1989	1	0
Antwine, Houston	DT	65	Southern Illinois	1961-71	142	58
Armstrong, Bruce	OT	78	Louisville	1987-2000	212	212
Arrington, Kyle	CB	27,24,25	Hofstra	2009-14	86	56
Arthur, Mike	C	65	Texas A&M	1993-94	44	38
Ashton, Josh	RB	31	Tulsa	1972-74	38	20
Ashworth, Tom	OT	68	Colorado	2002-05	37	30
Atchason, Jack	OE	85	Western Illinois	1960	1	NA
Atessis, Bill	DE	73	Texas	1971	5	0
Atkinson, Ricky	DB	22,37	S. Connecticut State	1987	1	0
Avezzano, Joe	OC	50	Florida State	1966	3	NA
Ayers, Akeem	LB	55	UCLA	2014	9	4
Ayi, Kole	LB	99	Massachusetts	2001	1	0

- B -

Baab, Mike	C	68	Texas	1988-89	31	28
Bademosi, Johnson	CB	29	Stanford	2017	16	3
Bahr, Matt	K	3	Penn State	1993-95	32	0
Bailey, Bill	RB	37	Cincinnati	1969	2	0
Bailey, Rodney	DL	96	Ohio State	2004	0	0
Bain, Bill	OT	62	Southern Cal.	1986	3	0
Baker, Chris	TE	86	Michigan State	2009	16	7
Baker, Melvin	WR	83	Texas Southern	1975	1	0

PATRIOTS ALL-TIME ROSTER

NAME	POS.	#	COLLEGE	YEARS	GP	GS
Baker, Rashad	S	32	Tennessee	2006-07	13	0
Baldinger, Rich	OL	74	Wake Forest	1993	15	15
Ballard, Jake	TE	88	Ohio State	2012	0	0
Ballou, Mike	LB	51	UCLA	1970	14	4
Banks, Willie	G	78	Alcorn A&M	1973	13	1
Banta-Cain, Tully	LB	48,95	California	2003-06, 09-10	85	21
Barber, Kantroy	FB	46	West Virginia	1996	0	0
Barker, Chris	OL	64	Nevada	2013-15	6	0
Barker, Jay	QB	7	Alabama	1995	0	0
Barnard, Brooks	P	8	Maryland	2003	1	0
Barner, Kenjon	RB	38	Oregon	2018	5	0
Barnes, Bruce	P	3	UCLA	1973-74	23	0
Barnes, Pete	LB	59	Southern University	1976-77	25	18
Barnes, Rodrigo	LB	59	Rice	1974-75	6	0
Barker, Jay	QB	7	Alabama	1995	0	0
Barnard, Brooks	P	8	Maryland	2003	1	0
Barner, Kenjon	RB	38	Oregon	2018	5	0
Barnes, Bruce	P	3	UCLA	1973-74	23	0
Barnes, Pete	LB	59	Southern University	1976-77	25	18
Barnes, Rodrigo	LB	59	Rice	1974-75	6	0
Barnett, Harlon	S	42	Michigan State	1993-94	30	28
Barnett, Troy	DE	98	North Carolina	1994-95	31	15
Barrett, Josh	S	30	Arizona State	2010-12	5	4
Bartrum, Mike	TE	86	Marshall	1996-99	57	0
Baty, Greg	TE	48,85	Stanford	1986-87	21	7
Baumann, Charlie	K	8	West Virginia	1991-92	25	0
Bavaro, David	LB	52	Syracuse	1993-94	21	5
Baxter, Fred	TE	49,84	Auburn	2002-03	13	0
Beach, Walter	DB	26,41	Central Michigan	1960-61	18	NA
Beadles, Terrance	G	75	Arkansas Pine Bluff	2000	0	0
Bentley, Ja'Whaun	LB	51	Purdue	2018	3	2
Beaudoin, Doug	S	27	Minnesota	1976-79	35	20
Beauharnais, Steve	LB	58	Rutgers	2013	2	0
Beer, Tom	TE	82	Houston	1970-72	42	12
Beisel, Monty	LB	52	Kansas State	2005	15	6
Bell, Bill	K	8	Kansas	1973	3	0
Bellino, Joe	RB	27	Navy	1965-67	35	1*
Bennett, Martellus	TE	88	Texas A&M	2016, 2017	18	12
Bennett, Phil	LB	52	Miami (Fla.)	1960	2	NA
Benson, Mike	WR	86	S. Connecticut State	1987	0	0
Benson, Thomas	LB	53	Oklahoma	1988	12	0
Benzinger, John	OL	67	Massachusetts	1987	1	0
Bequette, Jake	DE	92	Arkansas	2012-13	8	0
Berger, Ron	DE	88	Wayne State	1969-72	42	23
Berrios, Braxton	WR	17	Miami (Fla.)	2018	0	0
Beverly, Randy	DB	24	Colorado State	1970-71	20	3
Bianchini, Frank	RB	30	Hofstra	1987	1	0
Billups, Terry	CB	23	North Carolina	1999	2	1
Biscaha, Joe	OE	34	Richmond	1960	1	NA
Bishop, Michael	QB	7	Kansas State	1999-2000	8	0
Bishop, Richard	NT	64	Louisville	1976-81	85	51
Bjornson, Eric	TE	86	Washington	2000	8	6
Black, Mel	LB	51,94	Eastern Illinois	1986-87	6	2
Blackmon, Don	LB	55	Tulsa	1981-87	89	72
Blahak, Joe	CB	21	Nebraska	1976	2	0
Blanchard, Dick	LB	49	Tulsa	1972	14	1
Blanks, Sid	RB	22	Texas A&I	1969-70	28	0
Bledsoe, Drew	QB	11	Washington State	1993-2001	124	123
Bleier, Bob	QB	10	Richmond	1987	3	2
Blount, LeGarrette	RB	29	Oregon	2013, 2014-16	49	22
Bodden, Leigh	CB	23	Duquesne	2009-11	20	15
Bolden, Brandon	RB	38	Mississippi	2012-17	83	6
Bolton, Ron	DB	27	Norfolk State	1972-75	55	46
Bostic, Jonathan	LB	58	Florida	2015	11	1
Boudreaux, Jim	DE	64	Louisiana Tech	1966-68	12	0*
Bowden, Andre	LB	51	Fayetteville State	1995	0	0

PATRIOTS ALL-TIME ROSTER

NAME	POS.	#	COLLEGE	YEARS	GP	GS
Bowman, Jim	S	28	Central Michigan	1985-89	73	12
Boyce, Josh	WR	82	Texas Christian	2013-14	10	3
Boyd, Greg	S	29	Arizona	1973	2	0
Boyd, Greg	DE	65	San Diego State	1977-78	23	0
Brace, Ron	DL	92,97	Boston College	2009-12	39	7
Bradshaw, Morris	WR	88	Ohio State	1982	8	5
Brady, Kyle	TE	88	Penn State	2007	14	9
Brady, Tom	QB	12	Michigan	2000-18	269	267
Bramlett, John	LB	57	Memphis State	1969-70	24	23
Branch, Alan	DL	97	Michigan	2014-17	52	39
Branch, Deion	WR	83,84	Louisville	2002-05, 2010-12	89	71
Brigance, O.J.	LB	59	Rice	2002	1	0
Brisby, Vincent	WR	82	NE Louisiana	1993-99	83	46
Briscoe, Marlin	WR	88	Nebraska-Omaha	1976	14	5
Brissett, Jacoby	QB	7	North Carolina State	2016	3	2
Britt, Kenny	WR	85	Rutgers	2017	3	0
Britt, Wesley	T	65	Alabama	2006-08	16	2
Brock, Pete	C	58	Colorado	1976-87	154	88
Brown, Barry	TE-LB	66	Florida	1969-70	21	13
Brown, Bill E.	LB	54	Syracuse	1960	14	NA
Brown, Chad	LB	98	Colorado	2005, 2007	17	5
Brown, Corwin	S	30	Michigan	1993-96	61	14
Brown, Kareem	DL	95	Miami (Fla.)	2007	0	0
Brown, Malcom	DL	90	Texas	2015-18	60	51
Brown, Monty	LB	93	Ferris State	1996	11	7
Brown, Preston	WR	81	Vanderbilt	1980-82	14	4
Brown, Roger	S	47	Virginia Tech	1992	16	2
Brown, Sergio	S	38,31	Notre Dame	2010-11	26	3
Brown, Sidney	CB	21	Oklahoma	1978	16	0
Brown, Tarell	CB	25	Texas	2015	3	2
Brown, Trent	OL	77	Florida	2018	16	16
Brown, Troy	WR	80,86	Marshall	1993-2007	192	70
Brown, Vincent	LB	59	Mississippi Valley St.	1988-95	123	103
Brown, Wilbert	G	60	Houston	2003	2	0
Browner, Brandon	CB	39	Oregon St.	2014	9	9
Browning, Dave	DE	74	Washington	1983	12	0
Bruney, Fred	DB	33	Ohio State	1960-62	28	NA
Bruschi, Teddy	LB	54	Arizona	1996-2008	189	139
Bryant, Hubie	WR	84	Minnesota	1971-72	12	2
Buben, Mark	DL	63	Tufts	1979, 1981	32	4
Buchanan, Michael	DL	99	Illinois	2013-14	18	0
Buckley, Terrell	CB	27,22	Florida State	2001-02	31	3
Bugenhagen, Gary	OT-G	67	Syracuse	1969-70	10	6
Buoniconti, Nick	LB	85	Notre Dame	1962-68	91	20*
Burgess, Derrick	LB	53	Mississippi	2009	16	6
Burgess, Prescott	LB	93	Michigan	2009	0	0
Burke, John	TE	85	Virginia Tech	1994-96	43	12
Burkhead, Rex	RB	34	Nebraska	2017-18	18	7
Burks, Steve	WR	82	Arkansas State	1975-77	34	1
Burton, Ron	RB	22	Northwestern	1960-65	69	NA
Bussey, George	OL	66	Louisville	2009	0	0
Butler, Adam	DL	70	Vanderbilt	2017-18	32	6
Butler, Darius	CB	28	Connecticut	2009-10	29	8
Butler, Malcolm	CB	21	West Alabama	2014-17	59	48
Butts, Marion	RB	44	Florida State	1994	16	15
Byars, Keith	FB	41	Ohio State	1996-97	26	14
Byrd, Dennis	DT	78	North Carolina State	1968	14	14

HISTORY

- C -

Cade, Eddie	S	41	Arizona State	1995	10	0
Cadet, Travaris	RB	39	Appalachia State	2015	1	0
Cagle, John	DT-LB-G	62	Clemson	1969	6	1
Calabria, Steve	QB	18	Colgate	1987	1	0
Caldwell, Reche	WR	87	Florida	2006	16	14

PATRIOTS ALL-TIME ROSTER

NAME	POS.	#	COLLEGE	YEARS	GP	GS
Calloun, Don	RB	44	Kansas State	1975-81	94	49
Calloway, Chris	WR	82	Michigan	2000	7	2
Camarillo, Rich	P	3	Washington	1981-87	85	0
Canale, Justin	OG	63	Mississippi State	1965-68	56	14
Canale, Whit	DE	67	Tennessee	1968	13	0
Cannon, Marcus	OL	61	Texas Christian	2011-18	100	54
Canty, Chris	CB	26	Kansas State	1997-98	32	10
Cappadona, Bob	RB	33	Northeastern	1966-67	27	3
Cappelletti, Gino	WR-K-DB	20	Minnesota	1960-70	153	NA
Cardona, Joe	LS	49	Navy	2015-18	64	0
Carey, Brian	WR	81	American International	1987	2	0
Carlson, Jeff	QB	17	Weber State	1992	3	2
Carpenter, Bobby	LB	59	Ohio State	2012	4	0
Carpenter, Rob	WR	81	Syracuse	1991	8	1
Carter, Allen	RB	21	Southern Cal.	1975-76	15	0
Carter, Andre	DE	93,96	California	2011, 2013	23	14
Carter, Chris	FS	42	Texas	1997-99	47	15
Carter Kent	LB	51	Southern Cal.	1974	2	0
Carter, Tony	FB	30	Minnesota	1998-2000	43	27
Carter, Tony	CB	29	Florida State	2010	3	0
Carthen, Jason	LB	99	Ohio	1993-94	5	0
Carwell, Larry	DB	41	Iowa State	1969-72	51	38
Cash, Rick	DT	63	N.E. Missouri	1972-73	28	27
Casillas, Jonathan	LB	52	Wisconsin	2014	8	3
Cassel, Matt	QB	16	Southern Cal.	2005-08	30	15
Catanho, Alcides	LB	54	Rutgers	1995	12	0
Cavanaugh, Matt	QB	12	Pittsburgh	1978-82	52	15
Caveness, Ron	LB	51	Arkansas	1968-69	NA	NA
Centers, Larry	FB	31	Stephen F. Austin	2003	9	3
Chandler, Al	TE	57,82	Oklahoma	1976-79	39	6
Chandler, Edgar	LB	50	Georgia	1973	12	11
Chandler, Scott	TE	88	Iowa	2015	15	4
Chapple, Dave	P	10	UC-Santa Barbara	1974	5	0
Charles, John	DB	25	Purdue	1967-69	39	37
Chatham, Matt	LB	58	South Dakota	2000-05	66	4
Cherry, Je'Rod	S	30	California	2001-04	55	0
Cherry, J'Juan	CB	32	Arizona State	1999	0	0
Cheyunski, Jim	LB	50	Syracuse	1968-72	66	55
Childress, Bam	WR	13	Ohio State	2005-06	3	0
Childress, Fred	OG	61	Arkansas	1991	15	1
Chilton, Gene	C	63	Texas	1990-92	36	35
Christy, Richard	RB	23	North Carolina	1960	13	NA
Chung, Eugene	OL	69	Virginia Tech	1992-94	34	30
Chung, Patrick	S	25,23	Oregon	2009-12, 2014-18	128	100
Cindrich, Ralph	LB	55	Pittsburgh	1972	12	3
Claridge, Ryan	LB	47	UNLV	2005	0	0
Clark, Allan	RB	35	Northern Arizona	1979-80	27	0
Clark, Gail	LB	54	Michigan State	1974	8	0
Clark, Phil	DB	22	Northwestern	1971	2	0
Clark, Rico	CB	39	Louisville	1999	1	0
Clark, Steve	DE	65	Kansas State	1981	7	0
Clay, Willie	FS	32	Georgia Tech	1996-98	48	48
Clayborn, Adrian	DE	94	Iowa	2018	14	1
Clayborn, Raymond	CB	26	Texas	1977-89	191	165
Clayton, Stan	OT	76	Penn State	1990	11	3
Cleeland, Cameron	TE	85	Washington	2002	12	1
Cleveland, Asante	TE	44	Miami (Fla.)	2015	4	1
Clayton, Thomas	RB	22	Kansas State	2010	1	0
Cloud, Michael	RB	21	Boston College	2003, 2005	11	1
Cloutier, Dave	DB	28	Maine	1964	12	NA
Coates, Ben	TE	87	Livingstone	1991-99	142	105
Cobbs, Cedric	RB	34	Arkansas	2004	4	0
Cobbs, Duffy	DB	43	Penn State	1987	3	0
Coffey, Wayne	WR	83	SW Texas State	1987	3	2
Cohen, Abe	OG	62	Tennessee-Chattanooga	1960	14	NA
Cohen, Landon	DL	66,98	Ohio	2010, 2011	3	1

PATRIOTS ALL-TIME ROSTER

NAME	POS.	#	COLLEGE	YEARS	GP	GS
Colclough, Jim	WR	81	Boston College	1960-68	124	6
Cole, Marquice	CB	23	Northwestern	2012-13	27	1
Coleman, Corey	WR	10	Baylor	2018	0	0
Coleman, Dennis	LB	53	Mississippi	1971	8	0
Coleman, Eric	DB	22	Wyoming	1989-90	15	0
Coleman, Fred	WR	84	Washington	2001-02	9	0
Coleman, Justin	DB	22	Tennessee	2015-16	20	3
Coleman, Pat	WR	47	Mississippi	1990	1	0
Collie, Austin	WR	10	BYU	2013	7	1
Collins, Jamie	LB	91	Southern Mississippi	2013-16	50	41
Collins, Todd	LB	54,59	Carson-Newman	1992-94, 96-98	76	53
Collins, Tony	RB	33	East Carolina	1981-87	102	83
Collons, Ferric	DE	92	California	1995-99	64	27
Colon, Harry	S	40	Missouri	1991	16	14
Colton, George	OT	63	Maryland	1987	3	3
Colvin, Rosevelt	LB	59	Purdue	2003-08	65	42
Compton, Mike	C-G	77	West Virginia	2001-03	34	34
Condon, Tom	OG	63	Boston College	1985	1	0
Conn, Dick	S	22	Georgia	1975-79	45	1
Connolly, Dan	OL	63	Southeast Missouri State	2008-14	85	71
Cook, Marv	TE	46,85	Iowa	1989-93	80	59
Cooks, Brandin	WR	14	Oregon State	2017	16	15
Cooks, Terrence	LB	58	Nicholls State	1989	3	0
Cooper, Jonathan	G	65	North Carolina	2016	0	0
Corbett, Steve	OG	62	Boston College	1975	14	0
Corcoran, Jim	QB	15	Maryland	1968	2	0
Corsetti, Rico	LB	93	Bates	1987	2	0
Costic, Ray	LB	55	Mississippi State	1977-79	46	7
Cottrell, Dana	LB	45	Syracuse	1998	2	0
Cowan, Larry	RB	44	Jackson State	1982	6	0
Cox, Bryan	LB	51	Western Illinois	2001	11	7
Cox, Christian	LB	47	Utah	2011	0	0
Crabbe, Shawn	LB	98	Michigan	2008-10	6	0
Crabtree, Eric	WR	10	Pittsburgh	1971	6	4
Crawford, Elbert	OL	65	Arkansas	1990-91	30	16
Crawford, Jim	RB	30	Wyoming	1960-64	54	NA
Crawford, Vernon	LB	99	Florida State	1997-99	41	1
Creswell, Smiley	DE	92	Michigan State	1985	0	0
Crittenden, Ray	WR	81	Virginia Tech	1993-94	32	4
Croom, Corey	RB	26	Ball State	1993-95	43	2
Cross, Bob	OT	77	Kilgore C.C.	1960	4	NA
Crossen, Keion	DB	35	Western Carolina	2018	11	0
Croston, Cole	OL	74	Iowa	2017-18	5	0
Crouthamel, Jake	RB	34	Dartmouth	1960	2	NA
Crow, Albert	DT	72	William & Mary	1960	3	NA
Crump, George	DE	91	East Carolina	1982-83	9	0
Crump, Harry	RB	31	Boston College	1963	14	NA
Crumpler, Alge	TE	82	North Carolina	2010	16	10
Cryder, Bob	OG	75	Alabama	1978-83	75	36
Cudzik, Walt	OC	54	Purdue	1960-63	56	NA
Cullors, Derrick	RB	29	Murray State (Ky)	1997-99	31	1
Cunningham, Jay	DB	21	Bowling Green	1965-67	40	1*
Cunningham, Jermaine	DE	96	Florida	2010-12	36	14
Cunningham, Sam	RB	39	Southern Cal.	1973-79, 81-82	107	94
Currier, Bill	DB	28	South Carolina	1980	16	0
Cusick, Pete	NT	76	Ohio State	1975	13	0

HISTORY

- D -

Dalton, Antico	LB	93	Hampton	2000	3	0
Damkroger, Maury	LB	51	Nebraska	1974	11	0
Danenbauer, Bill	DE	77	Emporia	1960	3	NA
Davey, Rohan	QB	6	Louisiana State	2002-04	7	0
Davis, Adam	G	61	Oklahoma State	2000	0	0
Davis, Andre'	WR	18	Virginia Tech	2005	9	4

PATRIOTS ALL-TIME ROSTER

NAME	POS.	#	COLLEGE	YEARS	GP	GS
Davis, Don	LB	51	Kansas	2003-06	59	2
Davis, Elgin	RB	40	Central Florida	1987-88	9	0
Davis, Greg	K	5	Citadel	1989	9	0
Davis, Ja'Gared	LB	53	Southern Methodist	2013-14	4	0
Davis, Jack	OG	65	Maryland	1960	14	NA
Davis, Kanorris	S	36	Troy	2013	3	0
Davis, Keionta	DL	42, 58	Tennessee-Chattanooga	2017-18	6	3
Davis, Shockmain	WR	84	Angelo State	2000	12	1
Dawson, Bill	TE-DE	83	Florida State	1965	9	NA
Dawson, Duke Jr.	DB	29	Florida	2018	0	0
Dawson, Lin	TE	87	N.C. State	1981-90	105	75
Deaderick, Brandon	DL	71	Alabama	2010-12	34	14
Dee, Bob	DE	89	Holy Cross	1960-67	112	112
Dellenbach, Jeff	C	66	Wisconsin	1995	15	5
Delucca, Gerry	OT	74	Middle Tennessee State	1960-64	19	NA
Demps, Jeff	RB	42	Florida	2012	0	0
Dennard, Alfonso	CB	37	Nebraska	2012-14	29	20
DeOssie, Steve	LB	99	Boston College	1994-95	32	0
Denson, Damon	G	61	Michigan	1997-99	14	4
Derby, AJ	TE	86	Arkansas	2015-16	4	0
DeRiggi, Fred	DT	71	Syracuse	1990	2	0
Develin, James	FB	46	Brown	2012-18	81	29
Devey, Jordan	OL	65	Memphis	2014	7	4
DeVree, Tyson	TE	85	Colorado	2008	2	0
Dillon, Corey	RB	28	Washington	2004-06	43	37
Dimitroff, Tom	QB	15	Miami (Ohio)	1960	3	NA
Discenzo, Tony	OT	76	Michigan State	1960	5	NA
Dobson, Aaron	WR	17	Marshall	2013-15	24	13
Doig, Steve	LB	59	New Hampshire	1986-87	6	0
Dombroski, Paul	DB	47	Linfield	1981-84	36	0
Donnalley, Kevin	DB	23	N. Dakota State	1981	1	0
Dorsett, Phillip	WR	13	Miami (Fla.)	2017-18	31	4
Dorsey, Nate	DE	66	Mississippi Valley St.	1973	2	0
Douglas, David	G	67	Tennessee	1989-90	16	6
Dowling, Brian	QB	14	Yale	1972-73	25	0
Dowling, Ras-I	CB	21	Virginia	2011-12	9	2
Dressler, Doug	RB	44	Chico State	1975	5	0
Dukes, Mike	LB	54	Clemson	1964-65	25	NA
DuLac, Bill	OG	68	Eastern Michigan	1974-75	26	2
Dumler, Doug	OC	58	Nebraska	1973-75	42	3
Dupard, Reggie	RB	21	Southern Methodist	1986-89	37	7
Durko, Sandy	S	22	Southern Cal.	1973-74	25	18
Dwight, Tim	WR	86	Iowa	2005	16	1
Dykes, Hart Lee	WR	88	Oklahoma State	1989-90	26	16

- E -

Easley, Dominique	DL	74, 99	Florida	2014-15	22	3
Eason, Tony	QB	11	Illinois	1983-89	72	49
Eaton, Chad	DT	90	Washington State	1996-2000	65	44
Ebner, Nate	DB	43	Ohio State	2012-18	97	0
Eckel, Kyle	FB	38	Navy	2007	12	0
Edds, A.J.	LB	90	Iowa	2011	2	0
Edelman, Julian	WR	11	Kent State	2009-18	115	74
Edmonds, Randy	LB	51	Georgia Tech.	1971	14	0
Edwards, Marc	FB	44	Notre Dame	2001-02	32	23
Edwards, Robert	RB	47	Georgia	1998-2000	16	15
Edwards, Tim	DE	98	Delta State	1992	14	1
Egu, Patrick	RB	33	Nevado-Reno	1989	7	0
Eisenhauer, Larry	DE	72	Boston College	1961-69	115	NA
Eitzmann, Chris	TE	86	Harvard	2000	5	1
Ellard, Henry	WR	17	Fresno State	1998	5	0
Elliott, Jamin	WR	10	Delaware	2003	1	0
Ellis, Ed	T	66	Buffalo	1997-1999	9	1
Ellis, Shaun	DE	94	Tennessee	2011	14	10

PATRIOTS ALL-TIME ROSTER

NAME	POS.	#	COLLEGE	YEARS	GP	GS
Ellison, Jerry	RB	35	Tennessee-Chattanooga	1999	12	0
Emanuel, Bert	WR	87	Rice	2001	2	1
Evans, Heath	FB	44	Auburn	2005-08	54	9

- F -

Fairchild, Paul	OG	66	Kansas	1984-90	84	38
Falcon, Terry	OG	68	Montana	1978-79	18	0
Farmer, Lonnie	LB	55	Tennessee-Chattanooga	1964-66	31	NA
Farrell, Sean	OG	62	Penn State	1987-90	43	43
Faulk, Kevin	RB	33	Louisiana State	1999-2011	161	47
Fauria, Christian	TE	88	Colorado	2002-05	64	46
Feacher, Ricky	WR	83	Mississippi Valley St.	1976	3	0
Feagles, Jeff	P	6	Miami (Fla.)	1988-89	32	0
Feehery, Gerry	G	63	Syracuse	1989	0	0
Feggins, Howard	CB	36	UNC-Charlotte	1989	11	0
Feldhausen, Paul	OT	66	Northland	1968-69	2	0
Fells, Daniel	TE	86	UC Davis	2012	13	4
Felt, Dick	DB	24	Brigham Young	1962-66	52	NA
Ferentz, James	OL	66	Iowa	2018	2	0
Ferguson, Vagas	RB	43	Notre Dame	1980-82	31	21
Fleming, Cameron	OL	71	Stanford	2014-17	47	20
Fleming, Darius	LB	58,48,53	Notre Dame	2014-15	11	0
Flemister, Zeron	TE	46	Iowa	2004	0	0
Fletcher, Bradley	CB	24	Iowa	2015	2	0
Fletcher, Dane	LB	52	Montana State	2010-13, 15	38	6
Fletcher, Derrick	OL	64	Baylor	1999	2	2
Flick, Tom	QB	10	Washington	1982	3	0
Flowers, Marquis	LB	59	Arizona	2017	16	2
Flowers, Trey	DL	98	Arkansas	2015-18	46	37
Floyd, Chris	FB	37	Michigan	1998-2000	40	2
Floyd, Michael	WR	14	Notre Dame	2016	2	1
Flutie, Doug	QB	2	Boston College	1987-89, 2005	22	13
Fontenot, Chris	TE	85	McNeese State	2000	0	0
Foreman, Chuck	RB	22	Miami (Fla.)	1980	16	0
Forston, Marcus	DL	98	Miami (Fla.)	2012-13	4	0
Forte, Ike	RB	38	Arkansas	1976-77	23	1
Foster, D.J.	RB	27	Arizona State	2016	3	0
Foster, Will	LB	55	Eastern Michigan	1973-74	21	1
Fox, Tim	S	48	Ohio State	1976-81	91	91
Frain, Todd	TE	44,85	Nebraska	1987	3	2
Francis, Justin	DL	94	Rutgers	2012	10	0
Francis, Russ	TE	81	Oregon	1975-80, 87-88	92	83
Franklin, Arnold	TE	87	North Carolina	1987	14	0
Franklin, Tony	K	1	Texas A&M	1984-87	62	0
Fraser, Jim	LB-P	51	Wisconsin	1966	14	NA
Frazier, Charley	WR	81	Texas Southern	1969-70	23	13
Freeman, Arturo	S	25	South Carolina	2005	2	1
Freeny, Jonathan	LB	55,44	Rutgers	2015-16, 2017	19	11
Friesz, John	QB	17	Idaho	1999-2000	2	0
Frisch, David	TE	88	Colorado State	1995	2	0
Fryar, Irving	WR	80	Nebraska	1984-92	129	104
Fullington, Darrell	S	29	Miami (Fla.)	1991	5	0
Funchess, Tom	OT	73	Jackson State	1968-70	39	39
Fussell, Tom	DE	83	Louisiana State	1967	12	2

- G -

Gabriel, Doug	WR	85	Central Florida	2006	12	5
Gadbois, Dennis	WR	48,82	Boston University	1987-88	5	1
Gaffney, Jabar	WR	10	Florida	2006-08	43	20
Gaffney, Tyler	RB	36	Stanford	2014-15	0	0
Gaiter, Tony	WR	17	Miami (Fla.)	1997-98	1	0
Gallaher, Allen	OT	64	Southern Cal.	1974	14	0

PATRIOTS ALL-TIME ROSTER

NAME	POS.	#	COLLEGE	YEARS	GP	GS
Galloway, Joey	WR	13	Ohio State.....	2009.....	3	2
Gamble, R.C.	RB	13	South Carolina State.....	1968-69.....	27	14
Gambol, Chris	OL	74	Iowa.....	1990.....	16	15
Gannon, Chris	DE	91	SW Louisiana.....	1990-93.....	36	3
Garcia, Teddy	K	7	NE Louisiana.....	1988.....	16	0
Garcia, Tony	OL	63	Troy.....	2017.....	0	0
Gardin, Ron	WR	37	Arizona.....	1971.....	8	0
Gardner, Barry	LB	47	Northwestern.....	2006.....	0	0
Garoppolo, Jimmy	QB	10	Eastern Illinois.....	2014-17.....	17	2
Garrett, Carl	RB	30	New Mexico Highlands.....	1969-72.....	51	42
Garrett, J.D.	RB	32	Grambling State.....	1964-67.....	40	0*
Garron, Larry	RB	40	Western Illinois.....	1960-68.....	99	12*
Gash, Sam	RB	33	Penn State.....	1992-97.....	88	36
Gay, Randall	CB	21	Louisiana State.....	2004-07.....	39	14
Geddes, Bob	LB	59	UCLA.....	1973-75.....	24	6
George, Tony	S	41	Florida.....	1999-2000.....	31	1
Germany, Willie	S	29	Morgan State.....	1976.....	10	0
Gibson, Brandon	WR	13	Washington State.....	2015.....	0	0
Gibson, Ernest	CB	43	Furman.....	1984-88.....	67	14
Gillen, John	LB	54	Illinois.....	1983.....	8	0
Gillislee, Mike	RB	35	Florida.....	2017.....	9	2
Gilmore, Stephen	CB	24	South Carolina.....	2017-18.....	29	29
Gipson, Paul	RB	46	Houston.....	1973.....	5	0
Gisler, Mike	G	67	Houston.....	1993-97.....	73	7
Givens, David	WR	87	Notre Dame.....	2002-05.....	53	27
Gladioux, Bob	RB	24	Notre Dame.....	1969-72.....	43	5
Glenn, Terry	WR	88	Ohio State.....	1996-2001.....	68	63
Glenn, Vencie	DB	25	Indiana State.....	1986.....	4	0
Goad, Tim	NT	72	North Carolina.....	1988-94.....	109	105
Gogolak, Charlie	K	7	Princeton.....	1970-72.....	26	0
Golden, Tim	LB	59	Florida.....	1982-84.....	40	1
Golic, Bob	LB	51	Notre Dame.....	1979-81.....	33	12
Gonzalez, Noe	RB	38	SW Texas State.....	1974.....	2	0
Gordon, Cameron	LB	45	Michigan.....	2014.....	0	0
Gordon, Josh	WR	10	Baylor.....	2018.....	11	11
Gordon, Steve	OL	66	California.....	1992-93.....	0	0
Gordon, Tim	S	41	Tulsa.....	1991-92.....	21	15
Gorin, Brandon	T	76	Purdue.....	2003-05.....	32	18
Gostkowski, Stephen	K	3	Memphis.....	2006-18.....	200	0
Graff, Neil	QB	15	Wisconsin.....	1974-75.....	25	2
Graham, Art	WR	84	Boston College.....	1963-68.....	75	17*
Graham, Daniel	TE	82	Colorado.....	2002-06.....	63	49
Graham, Hason	WR	81	Georgia.....	1995-96.....	19	1
Graham, Milt	OT	70	Colgate.....	1961-63.....	28	NA
Graham, Shayne	K	5	Virginia Tech.....	2010.....	8	0
Granby, John	DB	25	Virginia Tech.....	1992.....	0	0
Grant, Rupert	FB	34	Howard.....	1995.....	7	1
Gravely, Maurice	FS	23	Concord College.....	1987.....	1	0
Graves, White	DB	44	Louisiana State.....	1965-67.....	40	0
Gray, Jonas	RB	35	Notre Dame.....	2014.....	8	3
Gray, Leon	OT	70	Jackson State.....	1973-78.....	78	77
Green, David	RB	38	Boston College.....	1995.....	2	0
Green, Jarvis	DE	97	Louisiana State.....	2002-09.....	121	46
Green, Jerry	RB	45	Georgia Tech.....	1960.....	2	NA
Green, Justin	DB	41	Illinois.....	2013.....	2	0
Green, Victor	S	27	Akron.....	2002.....	16	5
Green-Ellis, BenJarvus	RB	42	Mississippi.....	2008-11.....	53	20
Greene, Tom	QB	14	Holy Cross.....	1960.....	10	NA
Gregory, Steve	S	28	Syracuse.....	2012-13.....	26	23
Grier, Marrio	RB	35	Tennessee-Chattanooga.....	1996-97.....	32	0
Griffith, Richard	TE	88	Arizona.....	1993.....	3	0
Grigsby, Nicholas	LB	50	Pittsburgh.....	2017-18.....	14	0
Grimes, Reggie	DE	97	Alabama.....	2000.....	8	0
Grissom, Cory	DL	67	South Florida.....	2013.....	0	0
Grissom, Geneo	DL	92, 96	Oklahoma.....	2015-18.....	37	0
Grogan, Steve	QB	14	Kansas State.....	1975-90.....	149	131

PATRIOTS ALL-TIME ROSTER

NAME	POS.	#	COLLEGE	YEARS	GP	GS
Gronkowski, Dan	TE	82	Maryland.....	2011.....	5.....	1
Gronkowski, Rob	TE	87	Arizona.....	2010-18.....	115.....	100
Gutierrez, Matt	QB	7	Idaho State.....	2007-08.....	5.....	0
Guy, Lawrence	DL	93	Arizona State.....	2017-18.....	32.....	30
Guyton, Gary	LB	58,59	Georgia Tech.....	2008-11.....	60.....	32
Guyton, Myron	SS	29	Eastern Kentucky.....	1994-95.....	30.....	30
Guzik, John	NT	97	Ohio.....	1987.....	3.....	2

- H -

Hagen, Halvor	G-DE	62	Weber State.....	1971-72.....	26.....	15
Haggerty, Mike	OT-DE	75	Miami (Ohio).....	1971.....	14.....	13
Haley, Darryl	OG	68	Utah.....	1982-84, 86.....	57.....	24
Hall, Ron	DB	23	Missouri Valley.....	1961-67.....	88.....	3
Hamilton, Bobby	DE	91	Southern Mississippi.....	2000-03.....	64.....	62
Hamilton, Ray	DE	71	Oklahoma.....	1973-81.....	132.....	117
Hamilton, Woodrow	DL	74	Mississippi.....	2016.....	2.....	1
Hammond, Kim	QB	15	Florida State.....	1969-70.....	4.....	0
Hannah, John	OG	73	Alabama.....	1973-85.....	183.....	183
Hankerson, Leonard	WR	15	Miami (Fla.).....	2015.....	1.....	0
Hanneman, Craig	DE	74	Oregon State.....	1974-75.....	20.....	3
Hansen, Brian	P	10	Sioux Falls.....	1990.....	16.....	0
Hansen, Bruce	RB	24	Brigham Young.....	1987.....	6.....	2
Hansen, Chad	WR	16	California.....	2018.....	0.....	0
Hanson, Chris	P	6	Marshall.....	2007-09.....	48.....	0
Harbor, Clay	TE	81	Missouri State.....	2016.....	3.....	0
Hare, Eddie	P	8	Tulsa.....	1979.....	16.....	0
Harlow, Pat	OT	77	Southern Cal.....	1991-95.....	74.....	64
Harmon, Duron	DB	30, 21	Rutgers.....	2013-18.....	95.....	21
Harper, Chris	WR	14	California.....	2015.....	5.....	0
Harris, Antwan	CB	23	Virginia.....	2000-03.....	52.....	2
Harris, David	LB	45	Michigan.....	2017.....	10.....	6
Harris, Marshall	DE	78	Texas Christian.....	1983.....	6.....	2
Harris, Raymont	RB	29	Ohio State.....	2000.....	1.....	0
Harris, Rickie	DB	25	Arizona.....	1971-72.....	28.....	21
Harris, Ronnie	WR/PR/KR	84	Oregon.....	1993-94.....	6.....	0
Harrison, James	LB	92	Kent State.....	2017.....	1.....	0
Harrison, Rodney	S	37	Western Illinois.....	2003-08.....	63.....	62
Hartley, Ken	P	7	Catawba.....	1981.....	2.....	0
Harvey, Richard	LB	58	Tulane.....	1990.....	16.....	9
Hasselbeck, Don	TE	80	Colorado.....	1977-83.....	86.....	27
Hauck, Tim	FS	40	Montana.....	1990.....	10.....	0
Hauser, Art	DT	67	Xavier.....	1960.....	8.....	NA
Hawkins, Artrell	DB	25	Cincinnati.....	2005-06.....	19.....	16
Hawkins, Mike	OLB	59	Texas A&I.....	1978-81.....	59.....	45
Hawkins, Steve	WR	80	Western Michigan.....	1994.....	7.....	0
Hawthorne, Greg	WR/RB	27	Baylor.....	1984-86.....	43.....	11
Hayes, Chris	S	29	Washington State.....	2002.....	4.....	0
Hayes, Donald	WR	81	Wisconsin.....	2002.....	12.....	1
Hayman, Conway	OG	65	Delaware.....	1972.....	0.....	0
Haynes, Mike	CB	40	Arizona State.....	1976-82.....	90.....	86
Haynesworth, Albert	DL	92	Tennessee.....	2011.....	6.....	0
Henderson, Jerome	CB	36	Clemson.....	1991-93, 1996.....	39.....	10
Hendley, David	DB	28	S. Connecticut State.....	1987.....	2.....	0
Henke, Karl	OT	80	Tulsa.....	1969.....	10.....	7
Hennessey, Tom	DB	30	Holy Cross.....	1965-66.....	28.....	NA
Henson, Luther	NT	70	Ohio State.....	1982-84.....	21.....	2
Herline, Alan	P	6	Vanderbilt.....	1987.....	3.....	0
Herman, Brad	TE	82	Iowa.....	2012.....	0.....	0
Hernandez, Aaron	TE	85, 81	Florida.....	2010-12.....	38.....	29
Herock, Ken	LB	36	West Virginia.....	1969.....	6.....	0
Herron, Mack	RB	42	Kansas State.....	1973-75.....	35.....	20
Hicks, Akiem	DL	72	Regina.....	2015.....	13.....	0
Hightower, Dont'a	LB	54	Alabama.....	2012-18.....	87.....	84
Hill, Jeremy	RB	33	Louisiana State.....	2018.....	1.....	0

PATRIOTS ALL-TIME ROSTER

NAME	POS.	#	COLLEGE	YEARS	GP	GS
Hill, Marquise	DL	91	Louisiana State	2004-06	13	0
Hill Troy	CB	41	Oregon	2015	0	0
Hilliard, Lex	RB	30	Montana	2012	2	0
Hinton, Eddie	WR	82	Oklahoma	1974	9	1
Hitchcock, Jimmy	CB	31	North Carolina	1995-97	37	20
Hix, Kyle	OL	69	Texas	2011-12	0	0
Hobbs, Ellis	CB	27	Iowa State	2005-08	63	49
Hobby, Marion	DE	60	Tennessee	1990-92	42	8
Hochstein, Russ	G	71	Nebraska	2002-08	92	20
Hodge, Milford	DE	97	Washington State	1986-89	49	8
Hodson, Tommy	QB	13	Louisiana State	1990-92	32	12
Hoey, George	DB	23	Michigan	1972-73	25	18
Hogan, Chris	WR	15	Monmouth	2016-18	40	28
Holcomb, Sean	LB	60	Texas A&I	1995	0	0
Hoolister, Cody	WR	81	Arkansas	2018	0	0
Hollister, Jacob	TE	47	Wyoming	2017-18	23	2
Holloway, Brian	OT	76	Stanford	1981-86	88	77
Holmberg, Rob	LB	50	Penn State	2000	18	5
Holmes, Darryl	FS	41	Ft. Valley State	1987-89	44	3
Holmes, Ernie	NT	63	Texas Southern	1978	3	0
Holsey, Bernard	DL	99	Duke	2002	8	0
Hoomanawanui, Michael	TE	47	Illinois	2012-15	45	28
Howard, Bob	CB	24	San Diego State	1975-77	37	15
Howard, David	LB	99	Long Beach State	1991-92	32	15
Hoyer, Brian	QB	8.2	Michigan State	2009-11, 2017-18	23	0
Huard, Damon	QB	19	Washington	2001-03	4	0
Huarte, John	QB	7	Notre Dame	1966-67	18	0*
Hubach, Mike	P	6	Kansas	1980-81	21	0
Hudson, Bill	DT	61	Clemson	1965	4	4
Humber, Ramon	LB	50	North Dakota State	2018	6	0
Hunt, Jim Lee	DT	79	Prairie View	1960-70	146	55*
Hunt, Kevin	OT	62	Doane	1973	1	0
Hunt, Sam	LB	50	Stephen F. Austin	1974-79	84	82
Hunter, Ivy Joe	RB	45	Kentucky	1991	13	10
Hurst, Maurice	CB	37	Southern	1989-95	104	101
Hutson, Brian	SS	36	Mississippi State	1990	2	0
Hyland, Bob	OC	60	Boston College	1977	3	0

- I -

Ihedigbo, James	S	44	Massachusetts	2011	16	12
Ilg, Ray	LB	45	Colgate	1967-68	28	3
Imhof, Martin	DE	64	San Diego State	1975	5	3
Ingram, Brian	LB	51	Tennessee	1982-85	39	0
Ingram, Jake	LS	47	Hawaii	2009-10	24	0
Iosefa, Joey	RB	47	Hawaii	2015	2	0
Irwin, Heath	G	63	Colorado	1996-99	44	16
Isaia, Sale	G	72	UCLA	2000	16	14
Israel, Steve	CB	21	Pittsburgh	1997-99	29	20
Ivory, Horace	RB	23	Oklahoma	1977-81	45	12
Ivy, Corey	CB	28	Oklahoma	1999	0	0
Iwuoma, Chidi	CB	29	California	2006	3	0
Izzo, Larry	LB	53	Rice	2001-08	127	0
Izzo, Ryan	TE	85	Florida State	2018	0	0

- J -

Jackson, Chad	WR	17	Florida	2006-07	14	1
Jackson, Curtis	WR	82	Texas A&M	2000	7	2
Jackson, Eddie	CB	29	Arkansas	2007	3	0
Jackson, Harold	WR	29	Jackson State	1978-81, 87	64	62
Jackson, Honor	DB	29	Pacific	1972-73	20	12
Jackson, J.C.	DB	27	Maryland	2018	13	5
Jackson, Steven	RB	39	Oregon State	2015	2	1
Jackson, Tre'	G	63	Florida State	2015-16	13	9
Jacobs, Harry	DE-LB	83	Bradley	1960-62	23	NA

PATRIOTS ALL-TIME ROSTER

NAME	POS.	#	COLLEGE	YEARS	GP	GS
Jacobs, Ray	DT	87	Howard Payne	1969	8	5
Jagielski, Harry	DT	73	Indiana	1960-61	19	NA
James, Craig	RB	32	Southern Methodist	1984-88	52	33
James, Roland	SS	38	Tennessee	1980-90	145	122
Janik, Tom	DB-P	21	Texas A&I	1969-71	42	3
Jarostchuk, Illia	LB	50	New Hampshire	1990	12	1
Jarvis, Ray	WR	87	Norfolk State	1979	7	0
Jean Francois, Ricky	DL	94	Louisiana State	2017	6	1
Jefferson, Shawn	WR	84	Central Florida	1996-99	63	61
Jelks, Andrew	OL	76	Vanderbilt	2017	0	0
Jells, Dietrich	WR	83	Pittsburgh	1996-97	18	1
Jenkins, Ed	RB	30	Holy Cross	1974	3	0
Jeter, Gary	DE	99	Southern Cal	1989	14	0
John, Ulrick	OL	67	Georgia State	2018	0	0
Johnson, Andy	RB	32	Georgia	1974-81	94	43
Johnson, Anthony	DL	96	Louisiana State	2016	4	1
Johnson, Bethel	WR	81	Texas A&M	2003-05	39	7
Johnson, Billy	DB	47	Nebraska	1966-69	32	4
Johnson, Charles	WR	81	Colorado	2001	14	2
Johnson, Damaris	WR	15	Tulsa	2015	1	0
Johnson, Damian	OG	68	Kansas State	1990	16	16
Johnson, Daryl	DB	23	Morgan State	1968-71	42	41
Johnson, Ellis	RB	38	S.E. Louisiana	1965-66	28	NA
Johnson, Garrett	NT	60	Illinois	2000	8	2
Johnson, Joe	OE	24	Boston College	1960-61	13	NA
Johnson, Lee	P	10	Brigham Young	1999-2001	37	0
Johnson, Leonard	DB	34	Iowa State	2015	4	3
Johnson, Mario	DL	98	Missouri	1993	6	0
Johnson, Olrick	LB	51	Florida A&M	2000	12	0
Johnson, Preston	RB	48	Florida A&M	1968	3	0
Johnson, Rufus	LB	59	Tarleton State	2015	1	0
Johnson, Steve	TE	85	Virginia Tech	1988	14	3
Johnson, Ted	LB	52	Colorado	1995-2004	117	104
Jones, Aaron	DE	97	Eastern Kentucky	1993-95	37	1
Jones, Cedric	WR	83	Duke	1982-90	120	37
Jones, Chandler	DE	95	Syracuse	2012-15	55	52
Jones, Chris	DT	94	Bowling Green	2013-15	28	23
Jones, Cyrus	CB	24,41	Alabama	2016-18	12	1
Jones, Don	S	29	Arkansas State	2014	9	0
Jones, Ezell	OT	74	Minnesota	1969-70	15	0
Jones, Jonathan	CB	31	Auburn	2016-18	48	10
Jones, Kenyatta	T	74	South Florida	2001-02	18	11
Jones, Mike	DE	96	North Carolina State	1994-97	61	37
Jones, Nate	DB	23	Rutgers	2011	5	1
Jones, Tebucky	DB	34	Syracuse	1998-2002, 06	72	36
Jones, Todd	OL	63	Texas A&M	1993	4	0
Jordan, LaMont	RB	32	Maryland	2008	8	0
Jordan, Shelby	OT	74	Washington (Mo.)	1975,77-82	95	87
Jordan, Tim	LB	93	Wisconsin	1987-89	30	10

- K -

Kaczur, Nick	T	77	Toledo	2005-10	68	62
Kadziel, Roin	LB	52	Stanford	1972	14	1
Kamalu, Ufomba	DL	97	Miami (Fla.)	2018	2	0
Kapp, Joe	QB	11	California	1970	11	10
Karras, Ted	G	75	Illinois	2016-18	45	5
Kasper, Kevin	WR	10	Iowa	2004	8	0
Katula, Matt	LS	48	Wisconsin	2010	8	0
Katzenmoyer, Andy	LB	59	Ohio State	1999-2001	24	14
Kecman, Dan	LB	45	Maryland	1970	1	0
Keeton, Durwood	S	29	Oklahoma	1975	12	0
Kelley, Ethan	DL	99	Baylor	2004	1	0
Kelly, Ben	CB-KR	31	Colorado	2001-02	9	0
Kelly, Tommy	DL	93	Mississippi State	2013	5	5

PATRIOTS ALL-TIME ROSTER

NAME	POS.	#	COLLEGE	YEARS	GP	GS
Kerrigan, Mike	QB	19	Northwestern.....	1983-84.....	2.....	0
Key, David	S	26	Michigan.....	1991.....	3.....	0
Khayat, Ed	DT	73	Tulane.....	1966.....	14.....	NA
Kight, Kelvin	WR	19	Florida.....	2006.....	4.....	1
Kilgo, Darius	DL	96	Maryland.....	2016.....	0.....	0
Kimber, Bill	OE	86	Florida State.....	1961.....	4.....	NA
Kinchen, Brian	LS	46	Louisiana State.....	2003.....	2.....	0
Kiner, Steve	LB	57	Tennessee.....	1971, 73.....	28.....	28
King, Brandon	DB/LB	36	Auburn.....	2015-18.....	57.....	0
King, Claude	RB	41	Houston.....	1962.....	14.....	NA
King, Steve	LB	52	Tulsa.....	1973-81.....	124.....	40
Kingsbury, Kliff	QB	16	Texas Tech.....	2003.....	0.....	0
Kitchen, Ishmaa'ily	DL	70	Kent State.....	2015.....	1.....	0
Klecko, Dan	DL	90	Temple.....	2003-05.....	29.....	3
Klein, Dick	OT	62	Iowa State.....	1961-62.....	24.....	NA
Klemm, Adrian	G/T	70	Hawaii.....	2000-04.....	26.....	10
Kline, Josh	OL	67	Kent State.....	2013-15.....	33.....	18
Knief, Gayle	WR	84	Morningside.....	1970.....	3.....	0
Knutson, Matt	T	62	North Dakota.....	2002.....	0.....	0
Koontz, Ed	LB	54	Catawba.....	1968.....	6.....	1
Kopp, Jeff	LB	91	Southern California.....	1999.....	6.....	0
Koppen, Dan	C	67	Boston College.....	2003-11.....	121.....	120
Koutouvides, Niko	LB	90	Purdue.....	2011-12.....	22.....	1
Krakau, Merv	LB	53	Iowa State.....	1978.....	1.....	0
Kratch, Bob	G	61	Iowa.....	1994-96.....	40.....	36
Kuberski, Bob	DT	93	Navy.....	1999.....	5.....	0
Kuehn, Art	OC	78	UCLA.....	1983.....	2.....	0
Kurpeikis, Justin	LB	47	Penn State.....	2004.....	5.....	0

- L -

Ladd, Anthony	WR	18	Cincinnati.....	1998.....	4.....	0
LaFell, Brandon	WR	19	LSU.....	2014-15.....	27.....	20
LaFreniere, Bill	WR	88	Northeastern.....	1987.....	0.....	0
Lambert, Dion	DB	28	UCLA.....	1992-93.....	30.....	4
Landry, Anthony	RB	35	Stephen F. Austin.....	1990.....	0.....	0
Lane, Max	OT	68	Navy.....	1994-2000.....	100.....	70
Langham, Antonio	CB	38	Alabama.....	2000.....	15.....	7
Langi, Harvey	LB	48	Brigham Young.....	2017.....	1.....	0
Larsen, Spencer	FB	46	Arizona.....	2012.....	0.....	0
Larson, William	RB	34	Western Illinois.....	1960.....	1.....	NA
Lassiter, Ike	DE	87	St. Augustine's.....	1970-71.....	19.....	16
Law, Ty	CB	24	Michigan.....	1995-2004.....	141.....	133
Lawson, Jamie	RB	29	North Carolina State.....	1990.....	1.....	0
Lawson, Odell	RB	32	Langston.....	1970-71.....	16.....	3
LeBlanc, Michael	RB	27,40	Stephen F. Austin.....	1987.....	4.....	2
Lee, Eric	DL	55	South Florida.....	2017.....	6.....	5
Lee, John	DE	66	Nebraska.....	1981.....	4.....	4
Lee, Keith	DB	22	Colorado State.....	1981-84.....	54.....	8
Lee, Kevin	WR	86	Alabama.....	1994-95.....	7.....	2
Lee, Robert	G	60	Missouri.....	1960.....	8.....	NA
Legette, Bernie	RB	35	Michigan State.....	1993-94.....	10.....	0
Lengel, Matt	TE	82	Eastern Kentucky.....	2016.....	6.....	0
Lenkaitis, Bill	C	67	Penn State.....	1971-81.....	151.....	119
Leo, Bobby	WR	24	Harvard.....	1967-68.....	3.....	0
Leo, Charlie	OG	63	Indiana.....	1960-62.....	34.....	NA
Leonard, Louis	DL	66	Fresno State.....	2010.....	1.....	0
LeVoi, Mark	T	64	Notre Dame.....	2008-10.....	32.....	2
Lewis, Bill	C	75	Nebraska.....	1993.....	7.....	5
Lewis, Dion	RB	33	Pittsburgh.....	2015-17.....	30.....	19
Lewis, Vernon	CB	43	Pittsburgh.....	1993-96.....	44.....	2
Light, Matt	T	72	Purdue.....	2001-11.....	155.....	153
Lindquist, Paul	DT	67	New Hampshire.....	1961.....	2.....	NA
Linne, Larry	WR	80	Texas-El Paso.....	1987.....	3.....	3
Lippett, Ronnie	DB	42	Miami (Fla.).....	1983-91.....	122.....	111

PATRIOTS ALL-TIME ROSTER

NAME	POS.	#	COLLEGE	YEARS	GP	GS
Livingston, Walt	RB	24	Heidelberg	1960	3	NA
Lloyd, Brandon	WR	85	Illinois	2012	16	15
Lockett, Bret	DB	38,26	UCLA	2009-11	10	0
Lockhart, Eugene	LB	51	Houston	1991-92	32	21
Lockwood, Scott	RB	40	Southern Cal.	1992-93	4	0
Lofton, Oscar	OE	86	S.E. Louisiana	1960	14	NA
Lofton, Steve	CB	38	Texas A&M	1997	10	0
Long, Charlie	G	76	Tennessee-Chattanooga	1961-69	124	17
Long, Chris	DE	95	Virginia	2016	16	7
Long, Mike	OE	87	Brandeis	1960	2	NA
Looker, Dane	WR	87	Washington	2000	0	0
Lott, Billy	RB	32	Mississippi	1961-63	35	NA
Loudd, Rommie	LB	60	UCLA	1961-62	27	NA
Loukas, Angelo	G	66	Northwestern	1970	2	0
Love, Arther	TE	48	South Carolina St.	2001	0	0
Love, Kyle	DL	74	Mississippi State	2010-12	41	25
Lowe, Omare	CB	23	Washington	2004	3	0
Lowery, Nick	K	7	Dartmouth	1978	2	0
Lowry, Orlando	LB	91	Ohio State	1989	2	0
Lua, Oscar	LB	49	Southern Cal.	2007	0	0
Lucas, Ray	WR	15	Rutgers	1996	2	0
Lunsford, Mel	DE	72	Central State (Ohio)	1973-80	92	74
Lyle, Rick	DL	96	Missouri	2002-03	21	3

- M -

Mahoney, John "Butch"	CB	23	American International	1961	NA	NA
Maitland, Jack	RB	40	Williams	1971-72	27	0
Mallard, Wesly	LB	96	Oregon	2005	3	0
Mallett, Ryan	QB	15	Arkansas	2011-13	4	0
Mallory, Irvin	DB	43	Virginia Union	1971	2	0
Maneri, Steve	T/TE	65,86	Temple	2010, 2014	1	0
Mangiero, Dino	NT	96	Rutgers	1987	2	0
Mangum, John	DT	74	Southern Mississippi	1966-67	28	5
Mankins, Logan	OL	70	Fresno State	2005-13	130	130
Marion, Fred	FS	31	Miami (Fla.)	1982-91	144	114
Maroney, Laurence	RB	39	Minnesota	2006-10	45	14
Marsh, Aaron	WR	29	Eastern Kentucky	1968-69	28	16
Marsh, Cassius	DE	55	UCLA	2017	9	1
Marshall, Al	WR	88	Boise State	1974	4	0
Martin, Curtis	RB	28	Pittsburgh	1995-97	45	43
Martin, Derrick	S	26	Wyoming	2012	5	0
Martin, Eric	LB	53	Nebraska	2015	4	0
Martin, Donald	CB	38	Yale	1973	14	2
Martin, Keshawn	WR	82	Michigan State	2015	9	8
Martin, Sammy	WR	82	Louisiana State	1988-91	40	1
Martin, Steve	DT	90	Missouri	2002	14	5
Mason, Dave	S	28	Nebraska	1973	8	1
Mason, Shaq	OL	69	Georgia Tech.	2015-18	60	55
Mass, Wayne	OT	75	Miami (Fla.)	1972	6	0
Massey, Jim	CB	47	Linfield	1974-75	15	1
Match, Trevor	OC	64	Brigham Young	1985-88	26	11
Matthews, Bill	LB	53	South Dakota State	1979-81	48	10
Matthews, Henry	RB	35	Michigan State	1972	3	3
Matthews, Michael	TE	80	Georgia Tech.	2009	4	0
May, Art	DE	71	Tuskegee	1971	11	5
Mayo, Jerod	LB	51	Tennessee	2008-15	103	93
Mays, Corey	LB	46	Notre Dame	2006-07	9	0
Mayer, Shawn	S	39,23	Penn State	2003-04	12	0
McAllister, James	RB/KR	37	UCLA	1978	16	0
McCabe, Jerry	LB	52	Holy Cross	1987	3	3
McCall, Bob	RB	24	Arizona	1973	8	1
McCarron, Riley	WR	17	Iowa	2018	1	0
McCarthy, Shawn	P	11	Purdue	1991-92	29	0
McClain, Terrell	DL	93	South Florida	2012	1	0

PATRIOTS ALL-TIME ROSTER

NAME	POS.	#	COLLEGE	YEARS	GP	GS
McClellan, Albert	LB	59	Marshall	2018	7	0
McClellin, Shea	LB	58	Boise State	2016-17	14	4
McComb, Don	DE	85	Villanova	1960	1	NA
McCourty, Devin	DB	32	Rutgers	2010-18	139	139
McCourty, Jason	CB	30	Rutgers	2018	16	12
McCrary, Fred	FB	44	Mississippi State	2003	6	3
McCray, Prentice	S	34	Arizona State	1974-80	81	65
McCurry, Dave	S	40	Iowa State	1974	2	0
McDermott, Sean	LS	49	Kansas	2003	1	0
McDonald, Dewey	S	31	California (Pa.)	2015	1	0
McDonald, Nick	OL	65	Grand Valley State	2011-12	16	3
McDougald, Doug	DE	70	Virginia Tech	1980	8	0
McGee, George	OT	75	Southern	1960	14	NA
McGee, Tony	DE	78	Bishop (Texas)	1974-81	119	37
McGinest, Willie	DE/LB	55	Southern Cal.	1994-2005	171	146
McGovern, Rob	LB	58	Holy Cross	1992	4	0
McGowan, Brandon	S	30	Maine	2009-10	16	11
McGrew, Lawrence	LB	50	Southern Cal.	1980-89	122	74
McGrew, Michael	WR	15	Virginia	2005	0	0
McGruder, Scooter	CB	27	Kent State	1996-97	17	0
McHale, Joe	LB	55	Delaware	1987	3	0
McKay, Bob	OT	66	Texas	1976-78	39	16
McKenzie, Tyrone	LB	44	South Florida	2009	0	0
McKinnon, Don	LB	51	Dartmouth	1963-64	17	NA
McMahon, Art	DB	28	N.C. State	1968-72	43	7
McMurty, Greg	WR	86	Michigan	1990-93	58	41
McNeil, Emmanuel	NT	92	Tennessee-Martin	1989	1	0
McQuay, Leon	RB	31	Tampa	1975	13	0
McSwain, Chuck	RB	32	Clemson	1987	3	1
McSwain, Rod	CB	23	Clemson	1984-90	90	17
Meggett, David	RB	22	Towson State	1995-97	48	3
Megna, Marc	LB	96,99	Richmond	1999-2000	4	0
Meixler, Ed	LB	52	Boston University	1965	4	NA
Melander, Jon	OG	64	Minnesota	1991	11	3
Melifonwu, Obi	DB	22	Connecticut	2018	2	0
Melvin, Rashaan	DB	24	Northern Illinois	2015	8	0
Merkerson, Ron	LB	50	Colorado	1999	0	0
Meriweather, Brandon	DB	31	Miami (Fla.)	2007-10	64	40
Mesko, Zoltan	P	14	Michigan	2010-12	48	0
Michel, Sony	RB	26	Georgia	2018	13	8
Mickens, Ray	CB	38	Texas A&M	2006	4	0
Mildren, Jack	S	45	Oklahoma	1974	14	10
Millen, Hugh	QB	7	Washington	1991-92	20	20
Miller, Al	RB	32	Boston College	1960	14	NA
Miller, Dan	K	6	Miami (Fla.)	1982	2	0
Miller, Jim	QB	13	Michigan State	2004	0	0
Miller, Josh	P	8	Arizona	2004-06	42	0
Milloy, Lawyer	S	36	Washington	1996-2002	112	106
Mills, Garrett	TE	45	Tulsa	2006	0	0
Mingo, Barkevious	LB	51	Louisiana State	2016	16	0
Mirich, Rex	DT	76	Northern Arizona	1970	7	1
Mitchell, Brandon	DE	98	Texas A&M	1997-2001	62	37
Mitchell, Leroy	DB	41	Texas Southern	1967-68	28	28
Mitchell, Malcolm	WR	19	Georgia	2016-17	14	6
Mitchell, Mel	S	24	Western Kentucky	2006-07	10	0
Moe, TJ	WR	84	Missouri	2013	0	0
Molden, Antwaun	CB	27	Eastern Kentucky	2011	16	2
Montler, Mike	OT	64	Colorado	1969-72	53	50
Moore, Arthur	DT	75	Tulsa	1973-77	29	0
Moore, Brandon	OT	70	Duke	1993-95	26	0
Moore, Eric	DL	92,98	Florida State	2010, 2011	6	3
Moore, Greg	LB	54	Tennessee-Chattanooga	1987	3	3
Moore, Leroy	DE	61	Ft. Valley State	1961-62	19	NA
Moore, Marty	LB	58,90	Kentucky	1994-99, 2001	96	10
Moore, Rashad	DL	95	Tennessee	2007	1	0
Moore, Sterling	DB	29	Southern Methodist	2011-12	14	3

PATRIOTS ALL-TIME ROSTER

NAME	POS.	#	COLLEGE	YEARS	GP	GS
Moore, Steve	OT	67	Tennessee State	1983-87	52	31
Moore, Will	WR	83	Texas Southern	1995	16	13
Moore, Zach	DL	90	Concordia-St. Paul	2014	8	1
Moreland, Earthwind	CB	29	Georgia Southern	2004	9	2
Morey, Sean	WR	85	Brown	1999	2	0
Morgan, Stanley	WR	86	Tennessee	1977-89	180	165
Morris, Aric	S	29	Michigan State	2003	4	0
Morris, James	LB	49	Iowa	2014	0	0
Morris, Jamie	RB	24	Michigan	1990	5	0
Morris, Jon	OC	56	Holy Cross	1964-74	130	82
Morris, Sammy	RB	34	Texas Tech	2007-10	41	12
Morriss, Guy	OC	75	Texas Christian	1984-87	53	22
Mosier, John	TE	88	Kansas	1973	2	2
Moss, Randy	WR	81	Marshall	2007-10	52	51
Moss, Roland	TE	86	Toledo	1971	14	6
Moss, Zefross	T	77	Alabama State	1997-99	42	42
Mowatt, Zeke	TE	81	Florida State	1990	10	0
Mruczkowski, Gene	OL	64	Purdue	2003-06	18	0
Mulligan, Matthew	TE	88	Maine	2013	15	4
Murphy, Bill	WR	31	Cornell	1968	6	5
Murphy, Jim	QB	7	Northeastern	1998	0	0
Murrell, Marques	LB	93	Appalachian State	2010	1	0
Myers, Leonard	CB	25	Miami (Fla.)	2001-02	15	1

- N -

Nance, Jim	RB	35	Syracuse	1965-71	94	66*
Naposki, Eric	LB	49	Connecticut	1988-89	4	0
Neal, Stephen	OL	61	Cal State Bakersfield	2001-10	86	81
Neblett, Andre	DL	71	Temple	2013	1	0
Neighbors, Billy	OG	73	Alabama	1962-65	56	NA
Nelson, Edmund	DE	65	Auburn	1988	12	1
Nelson, Steve	LB	57	N. Dakota State	1974-87	174	173
Neumann, Tom	RB	36	Northern Michigan	1963	10	NA
Neville, Tommy	OT	77	Mississippi State	1965-77	160	114*
Nichols, Bob	TE	87	Boston University	1967-68	15	1
Nichols, Ricky	WR	86	East Carolina	1987	1	0
Ninkovich, Rob	LB/DE	50	Purdue	2009-16	123	101
Nugent, David	DE	92	Purdue	2000-01	15	1

- O -

O'Callaghan, Ryan	T	68	California	2006-08	25	7
O'Connell, Kevin	QB	5	San Diego State	2008	2	0
O'Hanley, Ross	DB	25	Boston College	1960-65	63	NA
O'Neal, Deltha	CB	21	California	2008	16	10
O'Neill, Pat	P	5	Syracuse	1994-95	24	0
Oakes, Don	OT	71	Virginia Tech	1963-68	27	16
Ochocinco, Chad	WR	85	Oregon State	2011	15	3
Ohrnberger, Rich	OL	60	Penn State	2009-11	5	0
Ojinnaka, Quinn	OL	69	Syracuse	2010	8	0
Orton, Greg	WR	16	Purdue	2014	0	0
Osborne, Chuck	DT	71	Arizona	2000	0	0
Osley, Willie	CB	37	Illinois	1974	10	4
Outlaw, John	DB	44	Jackson State	1969-72	33	19
Overton, Don	RB	29	Fairmont State	1990	7	0
Owen, Tom	QB	17	Wichita State	1976-81	12	1
Owens, Dennis	NT	98	N.C. State	1982-86	71	44

- P -

Page, Jarrad	S	44	UCLA	2010	10	1
Parilli, Babe	QB	15	Kentucky	1961-67	94	11*
Parker, Riddick	DT	97	North Carolina	2001	13	0

PATRIOTS ALL-TIME ROSTER

NAME	POS.	#	COLLEGE	YEARS	GP	GS
Pass, Patrick	RB	35	Georgia	2000-06	78	11
Patrick, Mike	P	2	Mississippi State	1975-78	43	0
Patten, David	WR	86	Western Carolina	2001-04	54	44
Patterson, Cordarrelle	WR	84	Tennessee	2018	15	5
Patton, Jerry	DE	72	Nebraska	1975	3	3
Paulk, Jeff	FB	46	Arizona State	2000	1	0
Paxton, Lonie	LS	66	Sacramento State	2000-08	141	0
Pennywell, Carlos	WR	88	Grambling State	1978-81	48	2
Peoples, George	RB	35	Auburn	1983	16	0
Perkins, Willis	OG	NA	Texas Southern	1961	1	NA
Perryman, Robert	RB	34	Michigan	1987-89	41	31
Peterson, Joe	CB	45	Nevada-Reno	1987	3	3
Petrus, Mitch	OL	67	Arkansas	2012	2	0
Phelps, Leroy	DB	46	Oregon	1960	2	0
Phifer, Roman	LB	95	UCLA	2001-04	59	46
Phillips, Jess	RB	35	Michigan State	1976-77	27	0
Philpott, Ed	LB	52	Miami (Ohio)	1967-71	68	53
Pickering, Clay	WR	48	Maine	1987	1	0
Pitts, Mike	DE	93	Alabama	1993-94	32	31
Pleasant, Anthony	DE	98	Tennessee State	2001-03	37	27
Plunkett, Art	OT	70	UNLV	1985, 87	22	1
Plunkett, Jim	QB	16	Stanford	1971-75	61	61
Polite, Lousaka	FB	36	Pittsburgh	2011	1	0
Pool, David	CB	27	Carson-Newman	1991-92	31	17
Poole, Tyrone	CB	38	Fort Valley State	2003-05	22	21
Pope, Ken	CB	41	Oklahoma	1974	4	0
Porell, Tom	NT	65	Boston College	1987	1	1
Porter, Willie	DB	27	Texas Southern	1968	13	0
Posey, David	K	9	Florida	1978	11	0
Poteat, Hank	CB	31,32	Pittsburgh	2004-06	12	2
President, Andre	TE	88	Angelo State	1995	1	0
Prestridge, Luke	P	17	Baylor	1984	9	0
Price, Kenny	LB	54	Iowa	1971	1	0
Price, Taylor	WR	17	Ohio	2010-11	4	0
Profit, Eugene	DB	22	Yale	1986-88	5	0
Pruett, Perry	DB	39	North Texas State	1971	11	1
Pryor, Myron	DL	91	Kentucky	2009-11	24	2
Puetz, Garry	OG	77	Valparaiso	1979-81	36	5
Purnell, Lovett	TE	48,85	West Virginia	1996-98	34	7
Purvis, Vic	WR	31	Southern Mississippi	1966-67	16	0*
Pyne, George	DL	75	Olivet	1965	14	NA

- R -

Rademacher, Bill	WR	33	N. Michigan State	1969-70	27	5
Rakoczy, Gregg	OL	71	Miami (Fla.)	1991-92	21	4
Ramsey, Derrick	TE	88	Kentucky	1983-85	46	23
Ramsey, Tom	QB	12	UCLA	1985-88	21	4
Ratkowski, Ray	RB	23	Notre Dame	1961	1	NA
Rawlings, Josh	OL	62	Minnesota	2000	0	0
Ray, Eddie	RB-P	36	Louisiana State	1970	5	1
Ray, Terry	S	23	Oklahoma	1993-96	63	24
Redd, Vince	LB	49	Liberty	2008	5	0
Redding, Reggie	OL	70	Cal State-Fullerton	1992	14	14
Redmond, J.R.	RB	21	Arizona State	2000-02	33	5
Reed, Benton	DE	71	Mississippi	1987	3	3
Reedy, Bernard	WR	17	Toledo	2017	2	0
Rehberg, Scott	T	60	Central Michigan	1997-98	8	0
Rehder, Tom	OT	76	Notre Dame	1988-89	32	0
Reid, Dexter	S	42	North Carolina	2004	13	2
Reilly, Kevin	LB	55	Villanova	1975	4	1
Reilly, Trevor	LB	51	Utah	2017	6	1
Revis, Darrelle	CB	24	Pittsburgh	2014	16	16
Rembert, Johnny	LB	52	Clemson	1983-92	126	72
Reynolds, Bob	OT	74	Bowling Green	1972-73	20	14
Reynolds, Ed	LB	95	Virginia	1983-91	119	34

PATRIOTS ALL-TIME ROSTER

NAME	POS.	#	COLLEGE	YEARS	GP	GS
Reynolds, Ricky	CB	21	Washington State	1994-96	42	35
Reynolds, Tom	WR	21	San Diego State	1972	12	0
Rheams, Leonta	DL	75	Houston	1998	6	0
Rice, Rodney	DB	43	Brigham Young	1989	10	0
Richard, Darryl	DL	90	Georgia Tech	2009-2010	0	0
Richard, Jamey	OL	71	Buffalo	2012	0	0
Richards, Dave	OL	62	UCLA	1996	5	0
Richards, Jordan	DB	37	Stanford	2015-17	41	7
Richardson, Al	DE	79	Grambling State	1960	3	NA
Richardson, Jesse	DT	75	Alabama	1962-64	42	NA
Richardson, Mike	DB	35	Notre Dame	2007-08	10	0
Richardson, Tom	WR	49	Jackson State	1969-70	15	0
Ridley, Stevan	RB	22	LSU	2011-14	52	25
Rivera, Mike	LB	59	Kansas	2012	10	1
Rivers, Derek	DE	95	Youngstown State	2017-18	6	0
Rivers, Marcellus	TE	82	Oklahoma State	2007	3	0
Robbins, Randy	S	48	Arizona	1992	15	15
Roberts, Darryl	DB	34	Marshall	2015	0	0
Roberts, Elandon	LB	52	Houston	2016-18	44	30
Roberts, Tim	DE	94	Southern Mississippi	1995	13	12
Roberts, William	G	76	Ohio State	1995-96	32	27
Robinson, Bo	RB	41	West Texas State	1984	16	1
Robinson, Greg	OT	61,68	Sacramento State	1987	3	3
Robinson, Junior	CB	27	East Carolina	1990	16	0
Robinson, Rex	K	7	Georgia	1982	3	0
Robinson-Randall, Greg	T	64,77	Michigan State	2000-02	35	22
Robotti, Frank	LB-RB	51	Boston College	1961	12	NA
Rogers, Doug	DE	65	Stanford	1984	12	0
Romaniszyn, Jim	LB	53	Edinboro State (Pa.)	1976	11	2
Romeo, Tony	TE	86	Florida State	1962-67	75	0*
Romine, Al	DB	46	Florence State	1961	1	NA
Rowe, Dave	DT	76	Penn State	1971-73	42	33
Rowe, Eric	DB	25	Utah	2016-18	21	12
Rucci, Todd	OG	71	Penn State	1993-99	85	75
Rucker, Reggie	WR	33	Boston University	1971-74	43	38
Rudolph, Jack	LB	80	Georgia Tech	1960-65	56	NA
Ruegamer, Grey	C/G	67	Arizona State	2000-02	33	3
Russ, Bernard	LB	51	West Virginia	1997-99	9	0
Russell, Leonard	RB	32	Arizona State	1991-93	43	40
Ruth, Mike	NT	65	Boston College	1986-87	8	0
Rutledge, Rod	TE	83	Alabama	1998-2001	63	31
Ruud, Bo	LB	91	Nebraska	2008	0	0
Ryan, Logan	CB	26	Rutgers	2013-16	64	40

HISTORY

- S -

Sabb, Dwayne	LB	95	New Hampshire	1992-96	73	24
Sacco, Frank	LB	95	Fordham	1987	2	0
Sagapolutele, Pio	DT	75	San Diego State	1996	15	10
Salas, Greg	WR	17	Hawaii	2012	1	0
Salt, Lee	QB	12	Temple	1992	0	0
Sam, Christian	LB	44	Arizona State	2018	0	0
Sam, P.K.	WR	14	Florida State	2004	3	0
Samuel, Asante	CB	22	Central Florida	2003-07	75	53
Sanders, James	S	36	Fresno State	2005-10	84	50
Sanders, John	S	25	South Dakota	1974-76	30	24
Sanders, Lewis	DB	29	Maryland	2008	10	4
Sandham, Todd	OG	72	Northeastern	1987	2	0
Sands, Terdell	DL	74	Tennessee-Chattanooga	2009	1	0
Sanford, Rick	FS	25	South Carolina	1979-84	89	53
Saranovitz, Brian	OG	70	New Hampshire	1987	0	0
Sardisco, Tony	OG	64	Tulane	1960-62	40	NA
Satcher, Doug	LB	58	Southern Mississippi	1966-68	28	26
Sauerbrun, Todd	P	18	West Virginia	2006	2	0
Sawyer, Jon	CB	31	Cincinnati	1987	2	0
Saxon, Mike	P	4	San Diego State	1993	16	0

PATRIOTS ALL-TIME ROSTER

NAME	POS.	#	COLLEGE	YEARS	GP	GS
Sayler, Jace	DL	94	Michigan State	2001	2	1
Scarpito, Bob	WR-P	46	Notre Dame	1968	14	0
Schaum, Greg	DE	76	Michigan State	1978	14	0
Schmidt, Bob	OT	74	Minnesota	1964	14	NA
Scholtz, Bruce	LB	51	Texas	1989	8	2
Schottenheimer, Marty	LB	54	Pittsburgh	1969-70	23	5
Schroeder, Bill	WR	18	Wisconsin-La Crosse	1995	0	0
Schubert, Eric	K	1	Pittsburgh	1987	2	1
Schubert, Steve	WR	87	Massachusetts	1974	8	2
Schwedes, Gerhardt	RB	31	Syracuse	1960-61	7	NA
Schwenke, Brian	OL	63	California	2018	3	0
Scott, Chad	CB	30	Maryland	2005-07	17	9
Scott, Clarence	DB	26	Morgan State	1969-72	43	24
Scott, Guss	S	29,39	Florida	2004-06	6	2
Scott, Trevor	DE	99	Buffalo	2012	14	2
Scott, Walter	DL	94	East Carolina	1996	1	0
Scott, Willie	TE	88	South Carolina	1986-88	25	2
Scruggs, Greg	TE	83	Louisville	2016	0	0
Sealby, Randy	LB	53,59	Missouri	1987	2	1
Seau, Junior	LB	55	Southern Cal.	2006-09	38	16
Secules, Scott	QB	10	Virginia	1993	12	4
Sellers, Ron	WR	34	Florida State	1969-71	35	30
Serwanga, Kato	CB	31	California	1998-2000	31	3
Seymour, Richard	DE	93	Georgia	2001-08	111	105
Shaw, Harold	FB	44	Southern Mississippi	1998-2000	35	0
Shaw, Sedrick	RB	23	Iowa	1997-98	14	1
Shaw, Terrance	CB	22	Stephen F. Austin	2001	13	3
Sheard, Jabaal	DL	93	Pittsburgh	2015-16	28	9
Shelog, Ron	SS	42	Austin Peay	1987	3	3
Shelton, Danny	DL	71	Washington	2018	13	1
Sherman, Tom	QB-DB	14	Penn State	1968-69	18	7
Shiancoe, Visanthe	TE	80	Morgan State	2012	5	0
Shiner, Dick	QB	11	Maryland	1973-74	4	0
Shoate, Rod	LB	56	Oklahoma	1975-81	76	65
Shonta, Chuck	DB	34	Eastern Michigan	1960-67	14	14
Shorts, Peter	DE	90	Illinois State	1989	1	0
Sievers, Eric	TE	85	Maryland	1989-90	24	6
Siliga, Sealver	DT	71,96	Utah	2013-15	25	13
Silvestro, Alex	DE	69	Rutgers	2011	1	0
Simerson, John	OT	75	Purdue	1961	10	NA
Simmons, Kendall	G	71	Auburn	2009	1	0
Simmons, Tony	WR	81	Wisconsin	1998-2000	38	9
Simon, John	DE	55	Ohio State	2018	11	2
Sims, Kenneth	DE	77	Texas	1982-89	74	64
Singer, Karl	OT	68	Purdue	1966-68	39	0
Singleton, Chris	LB	55	Arizona	1990-93	33	22
Sisson, Scott	K	9	Georgia Tech	1993	13	0
Skene, Doug	G	74	Michigan	1994	6	6
Skinner, Deontae	LB	55	Mississippi State	2014	7	1
Slade, Chris	LB	53	Virginia	1993-2000	127	108
Slater, Matthew	WR	18	UCLA	2008-18	157	3
Small, Torrance	WR	84	Alcorn State	2001	3	0
Smerlas, Fred	NT	76	Boston College	1991-92	32	1
Smith, Antowain	RB	32	Houston	2001-03	45	36
Smith, Donnell	DE	65	Southern	1973-74	21	0
Smith, Hal	DT	70	UCLA	1960	10	NA
Smith, John	K	1	Southampton (England)	1974-83	116	0
Smith, Jonathan	WR	81	Georgia Tech	2006	2	0
Smith, Kenny	DL	95	Alabama	2008	0	0
Smith, Le Kevin	DL	90	Nebraska	2006-08	31	0
Smith, Otis	CB	45	Missouri	1996, 2000-02	56	48
Smith, Ricky	DB	27	Alabama State	1982-84	26	0
Smith, Rod	DB	22	Notre Dame	1992-94	48	17
Smith, Sean	DE	97	Georgia Tech	1990-91	17	1
Snyder, Al	WR	38	Holy Cross	1964	2	NA
Snyder, Kevin	LB	45	Rutgers	2015	0	0

PATRIOTS ALL-TIME ROSTER

NAME	POS.	#	COLLEGE	YEARS	GP	GS
Solder, Nate	T	77	Colorado	2011-17	98	95
Solitis, Bob	DB	42	Minnesota	1960-61	3	NA
Songin, Ed "Butch"	QB	11	Boston College	1960-61	28	NA
Sopoaga, Isaac	DT	90	Hawaii	2013	6	2
Spach, Stephen	TE	82	Fresno State	2007-08	5	0
Spann, Antwain	CB	31	Louisiana-Lafayette	2006-08	19	0
Spears, Ron	DE	78	San Diego State	1982-83	8	1
Spikes, Brandon	LB	55	Florida	2010-13	51	39
Spires, Greg	DE	94	Florida State	1998-2000	42	3
Springs, Shawn	S	29	Ohio State	2009	12	8
St. Jean, Lennie	OG	60	N. Michigan	1964-73	140	96*
Stallworth, Donté	WR	18,19	Tennessee	2007, 2012	17	9
Stanback, Isaiah	WR/QB	15	Washington	2009	6	2
Stanley, Sylvester	NT	63	Michigan	1994	7	0
Stanley, Walter	WR	81	Colorado	1992	13	0
Starks, Duane	CB	23	Miami (Fla.)	2005	7	6
Starring, Stephen	WR	81	McNeese	1983-87	72	33
Stavrovsky, Jason	K	4	Tulsa	1988-91	42	0
Steinfort, Fred	K	5	Boston College	1983	9	0
Stenger, Brian	LB	59	Notre Dame	1973	10	2
Stephens, Calvin	G	68	South Carolina	1992	14	1
Stephens, John	RB	44	NW Louisiana State	1988-92	76	59
Stephens, Tom	DB-TE	45	Syracuse	1960-64	49	NA
Stevens, Matt	S	26	Appalachian State	2000-01	16	4
Stingley, Darryl	WR	84	Purdue	1973-77	60	53
Stokes, Barry	OL	75	Eastern Michigan	2008	0	0
Stokes, Eric	C-G	78	Northeastern	1987	1	1
Stokes, J.J.	WR	85	UCLA	2003	2	0
Stolberg, Eric	WR	19	Indiana	1971	0	0
Stone, Michael	S	24	Memphis	2005	13	3
Stork, Bryan	OL	66	Florida State	2014-15	21	17
Striegel, Bill	LB	72	College of Pacific	1960	5	NA
Stuckey, Shawn	LB	93	Troy State	1998	6	0
Studstill, Pat	P	2	Houston	1972	14	0
Sturt, Fred	G	63	Bowling Green	1976-78	29	0
Suci, Bob	DB	21	Michigan State	1963	14	NA
Sudfeld, Zach	TE	44	Nevada	2013	3	0
Sullivan, Chris	DE	74	Boston College	1996-99, 2001	63	20
Switek, Will	OL	74	Stanford	2013	13	2
Swanson, Terry	P	36	Massachusetts	1967-68	24	0
Sweet, Joe	WR	81	Tennessee State	1974	4	0
Sykes, Alfred	WR	13	Florida A&M	1971	4	1

- T -

Taliaferro, Mike	QB	17	Illinois	1968-71	32	25
Talib, Aqib	CB	31	Kansas	2012-13	19	18
Tanner, John	LB-DE	53	Tennessee Tech	1973-74	27	2
Tardits, Richard	LB	53	Georgia	1990-92	27	1
Tarpinian, Jeff	LB	53	Iowa	2011-12	10	1
Tarver, John	RB	36	Colorado	1972-74	31	15
Tate, Brandon	WR	19	North Carolina	2009-10	18	11
Tatupu, Mosi	RB	30	Southern Cal.	1978-90	194	22
Taylor, Chris	RB	35	Indiana	2009	0	0
Taylor, Fred	RB	21	Florida	2009-10	13	1
Taylor, Gene	WR	82	Fresno State	1991	1	0
Taylor, Greg	RB	45	Virginia	1982	1	0
Taylor, Kitrick	WR	49	Washington State	1989	4	0
Tennant, Matt	OL	67	Boston College	2012	0	0
Testaverde, Vinny	QB	14	Miami (Fla.)	2006	3	0
Tharpe, Larry	OT	77	Tennessee State	1996	0	0
Thomas, Adalius	LB	96	Southern Mississippi	2007-09	39	35
Thomas, Ben	DE	99	Auburn	1985	15	0
Thomas, Blair	RB	32	Penn State	1994	3	0
Thomas, David	TE	86	Texas	2006-08	32	13

PATRIOTS ALL-TIME ROSTER

NAME	POS.	#	COLLEGE	YEARS	GP	GS
Thomas, Donald	OL	64	Connecticut.....	2011-12.....	26.....	8
Thomas, Donnie	LB	51	Indiana.....	1976.....	3.....	1
Thomas, Gene	RB	22	Florida A&M.....	1968.....	9.....	4
Thomas, Henry	DT	95	Louisiana State.....	1997-2000.....	64.....	52
Thomas, Santonio	DL	92	Miami (Fla.).....	2007.....	4.....	0
Thompkins, Kenbrell	WR	85	Cincinnati.....	2013-14.....	14.....	9
Thompson, Leroy	RB	36	Penn State.....	1994.....	16.....	1
Thompson, Reyna	CB	21	Baylor.....	1993.....	15.....	6
Thornton, Khyri	DL	74	Southern Mississippi.....	2015.....	0.....	0
Thuney, Joe	OL	62	North Carolina State.....	2016-18.....	48.....	48
Timpson, Michael	WR	83	Penn State.....	1989-94.....	70.....	25
Tippett, Andre	LB	56	Iowa.....	1982-88, 1990-93.....	151.....	139
Tipton, Dave	NT	60	Western Illinois.....	1975-76.....	12.....	0
Tobin, Matt	OL	64	Iowa.....	2018.....	0.....	0
Toler, Ken	WR	82	Mississippi.....	1981-82.....	25.....	0
Toner, Ed	DT	75	Massachusetts.....	1967-70.....	26.....	0
Towns, Bobby	DB	34	Georgia.....	1961.....	2.....	NA
Traylor, Keith	NT	98	Central State (Okla.).....	2004.....	16.....	10
Trull, Don	QB	19	Baylor.....	1967.....	7.....	3
Tucker, Erroll	DL	21	Utah.....	1989.....	5.....	0
Tucker, Ross	OL	69	Princeton.....	2005.....	1.....	0
Tuitele, Maugaula	LB	47,59	Colorado State.....	2000-02.....	5.....	0
Tupa, Tom	P	19	Ohio State.....	1996-98.....	48.....	0
Turner, Bake	WR	40	Texas Tech.....	1970.....	14.....	13
Turner, Bill	DE	74	Boston College.....	1987.....	2.....	0
Turner, Kevin	RB	34	Alabama.....	1992-94.....	48.....	19
Turner, T.J.	LB	99	Michigan State.....	2001.....	2.....	0
Twombly, Darren	C	64	Boston College.....	1987.....	1.....	1
Tyms, Brian	WR	84	Florida A&M.....	2014-15.....	11.....	2

- U -

Underwood, Tiquan	WR	10	Rutgers.....	2011.....	6.....	0
-------------------	----	----	--------------	-----------	--------	---

- V -

Valentine, Vincent	DT	99	Nebraska.....	2016-17.....	13.....	2
van Egghen, Mark	RB	34	Colgate.....	1982-83.....	24.....	16
Van Noy, Kyle	LB	53	Brigham Young.....	2016-18.....	36.....	30
Vataha, Randy	WR	18	Stanford.....	1971-76.....	82.....	44
Vaughn, Jon	RB	24	Michigan.....	1991-92.....	32.....	7
Vellano, Joe	DL	72	Maryland.....	2013-14.....	21.....	9
Ventrone, Ray	DB	41	Villanova.....	2006-08.....	17.....	0
Ventrone, Ross	DB	35	Villanova.....	2011.....	8.....	0
Vereen, Shane	RB	34	California.....	2011-14.....	42.....	8
Veris, Garin	DE	60,90	Stanford.....	1985-91.....	78.....	46
Viaene, David	OT	70	Minnesota-Duluth.....	1989-90.....	20.....	8
Villa, Danny	OT	75	Arizona State.....	1987-91, 97.....	75.....	62
Vinatieri, Adam	K	4	South Dakota State.....	1996-2005.....	160.....	0
Virkus, Scott	DE	70	San Francisco CC.....	1984.....	5.....	0
Vollmer, Sebastian	OL	76	Houston.....	2009-16.....	88.....	80
Vrabel, Mike	LB	50	Ohio State.....	2001-08.....	125.....	110

- W -

Waddle, LaAdrian	OL	68	Texas Tech.....	2015-18.....	31.....	7
Wagner, Bryan	P	9	Cal State-Northridge.....	1991, 95.....	8.....	0
Walker, Bruce	NT/DT	91	UCLA.....	1994-95.....	11.....	4
Walker, Casey	DL	98	Oklahoma.....	2014.....	5.....	1
Walker, Mike	K	12	None.....	1972.....	8.....	0
Walter, Ken	P	13,15	Kent State.....	2001-03, 06.....	46.....	0
Ward, David	LB	94	Southern Arkansas.....	1989.....	16.....	0
Ward, Dedric	WR	17	Northern Iowa.....	2003.....	4.....	0
Warren, Gerard	DL	92,98	Florida.....	2010, 2011.....	28.....	10

PATRIOTS ALL-TIME ROSTER

NAME	POS.	#	COLLEGE	YEARS	GP	GS
Warren, Lamont	RB	27	Colorado	1999	16	2
Warren, Ty	DL	94	Texas A&M	2003-10	105	92
Washington, Clyde	DB	31	Purdue	1960-61	27	NA
Washington, John	DT	76	Oklahoma State	1993	16	13
Washington, Kelley	WR	15	Tennessee	2007-08	24	0
Washington, Leon	RB	33	Florida State	2013	2	0
Washington, Mark	CB	46	Morgan State	1979	12	0
Washington, Mickey	CB	21	Texas A&M	1990-91	25	4
Washington, Ted	NT	92	Louisville	2003	10	10
Waters, Brian	G	54	North Texas	2011	16	16
Watson, Benjamin	TE	84	Georgia	2004-09	71	47
Watson, Dekoda	LB	53,52	Florida State	2015	3	0
Watson, Dave	G	67	Georgia Tech	1963-64	28	NA
Weathers, Robert	RB	24	Arizona State	1982-86	44	6
Weathers, Clarence	WR	82	Delaware State	1983-84	25	0
Weaver, Jed	TE	85	Oregon	2004	10	1
Webb, Don	DB	42	Iowa State	1961-71	134	60*
Webster, George	LB	90	Michigan State	1974-76	37	25
Webster, Jason	CB	23	Texas A&M	2008	3	0
Weisacosky, Ed	LB	66	Miami (Fla.)	1971-72	28	23
Weishuhn, Clayton	LB	53	Angelo State	1982-86	30	26
Welch, Claxton	RB	43	Oregon	1973	2	1
Welch, Thomas	OL	66	Vanderbilt	2011	3	1
Welker, Wes	WR	83	Texas Tech	2007-12	93	78
Wells, Billy	RB	41	Michigan State	1960	12	NA
Wendell, Ryan	OL	62	Fresno State	2009-15	79	49
West, Mel	RB	24	Missouri	1961	4	NA
Westbrook, Don	WR	83	Nebraska	1977-81	71	1
Weston, Kade	DE	66	Georgia	2010	0	0
Whalen, Griff	WR	14	Stanford	2016	0	0
Whalen, Jim	TE	82	Boston College	1965-69	70	27*
Wheatley, Terrence	CB	22	Colorado	2008-10	11	1
Wheeler, Dwight	OT	62	Tennessee State	1978-83	72	39
Wheeler, Mark	DT	97	Texas A&M	1996-98	40	31
Whigham, Larry	S	25	NE Louisiana	1994-2000	106	4
White, Adrian	S	38	Florida	1993	5	4
White, Chris	LB	59	Mississippi State	2013-14	29	0
White, David	LB	51	Nebraska	1993	6	0
White, Harvey	QB	10	Clemson	1960	9	NA
White, James	RB	28	Wisconsin	2014-18	63	12
White, Jeff	K-P	2	Texas El Paso	1973	11	0
White, Jim	DE	87	Colorado State	1972	13	6
White, Reggie	DT/NT	90	North Carolina A&T	1995	16	9
White, Tracy	LB	58	Howard	2010-12	42	2
Whittingham, Fred	LB	53	Cal Poly	1970	13	0
Whitten, Todd	QB	15	Stephen F. Austin	1987	1	0
Wichard, Murray	DE	90	Frostburg State	1987	3	0
Wiggins, Jermaine	TE	85	Georgia	2000-01	20	8
Wilburn, Steve	DE	99	Illinois State	1987	3	3
Wilfork, Vince	DT	75	Miami (Fla.)	2004-14	158	148
Wilhite, Jonathan	CB	24	Auburn	2008-10	39	13
Williams, D.J.	TE	45	Arkansas	2013	2	0
William, J.R.	LB-C	55	Louisiana Tech	1968-70	38	2
Williams, Brent	DE	96	Toledo	1986-93	121	102
Williams, Brian	TE	49	Southern	1982	1	0
Williams, Brooks	TE	80	North Carolina	1983	13	1
Williams, Derwin	WR	82	New Mexico	1985-87	42	1
Williams, Ed	LB	54	Texas	1984-87, 90	62	10
Williams, Gemara	CB	42	Buffalo	2006	0	0
Williams, Grant	T	76	Louisiana Tech	2000-01	29	12
Williams, Jon	RB	44	Penn State	1984	9	0
Williams, Larry	G	75	Notre Dame	1992	13	9
Williams, Lester	NT	72	Miami (Fla.)	1982-85	42	13
Williams, Malcolm	DB	41	Texas Christian	2011-12	4	0
Williams, Michael	TE	85	Alabama	2015-16	15	9
Williams, Perry	CB	38	Clemson	1987	3	0

PATRIOTS ALL-TIME ROSTER

NAME	POS.	#	COLLEGE	YEARS	GP	GS
Williams, Tank	S	26	Stanford	2008	0	0
Williams, Toby	DE	90	Nebraska	1983-88	80	56
Williams, Trey	RB	31	Texas A&M	2015	0	0
Wilson, Adrian	S	24	North Carolina State	2013	0	0
Wilson, Curtis	OC	75	Missouri	1989	0	0
Wilson, Darrell	DB	47	Connecticut	1981	1	0
Wilson, Darryal	WR	48	Tennessee	1983	9	0
Wilson, David	DB	26	California	1992	1	0
Wilson, Ed	QB	12	Arizona	1965	14	NA
Wilson, Eugene	DB	26	Illinois	2003-07	62	55
Wilson, Jerrel	P	4	Southern Mississippi	1978	14	0
Wilson, Joe	RB	23	Holy Cross	1974	12	0
Wilson, Marc	QB	15	Brigham Young	1989-90	30	10
Wilson, Tavon	DB	27	Illinois	2012-15	54	4
Windsor, Bob	TE	86	Kentucky	1972-75	48	44
Winslow, Kellen	TE	82	Miami (Fla.)	2012	1	0
Wirgowski, Dennis	DE	70	Purdue	1970-72	37	36
Wise Jr., Deatrich	DL	91	Arkansas	2017-18	32	8
Witt, Mel	DT	70	Arlington State	1967-70	35	14
Wohlabaugh, Dave	C	64	Syracuse	1995-98	57	57
Wonsley, George	RB	53	Mississippi State	1989	5	0
Woodhead, Danny	RB	39	Chadron State	2010-12	45	9
Woods, Carl	RB	34	Vanderbilt	1987	2	0
Woods, Pierre	LB	58	Michigan	2006-10	54	8
Woody, Damien	C	65	Boston College	1999-2003	78	76
Wooten, Ron	OG	61	North Carolina	1982-88	98	96
Wren, Darryl	CB	27	Pittsburg (Kan.) State	1993-94	33	5
Wright, Elmo	WR	17	Houston	1975	8	4
Wright, Mike	DL	99	Cincinnati	2005-11	81	22
Wright, Tim	TE	81	Rutgers	2014	16	2
Wyman, Devin	DT	72	Kentucky State	1996-98	15	4
Wynn, Isaiah	OL	76	Georgia	2018	0	0

- Y -

Yancy, Carlos	CB	40	Georgia	1995	4	0
Yates, Billy	G	74	Texas A&M	2005-08	22	11
Yates, Bob	OT-G-C	50	Syracuse	1960-65	67	NA
Yewcic, Tom	P-QB	14	Michigan State	1961-66	77	NA

- Z -

Zabel, Steve	LB	54	Oklahoma	1975-78	50	48
Zackery, Tony	FS	25	Washington	1990-91	19	0
Zamberlin, John	LB	54	Pacific Lutheran	1979-82	56	15
Zendejas, Joaquin	K	2	LaVerne (Calif.)	1983	2	0
Zereoue, Amos	RB	31	West Virginia	2005	3	0
Zolak, Scott	QB	16	Maryland	1991-98	53	7
Zusevics, Markus	OL	66	Iowa	2012-13	0	0

PATRIOTS ALL-TIME DRAFT

2019

Rd	Player	Pk	Pos	College
1	N'Keal Harry	32	WR	Arizona State
2a	Joejuan Williams	45	CB	Vanderbilt
2b	(Traded to L.A. Rams)	56		
2c	(Traded to Seattle)	64		
3a	(Traded to Chicago)	73		
3b	Chase Winovich	77	DL	Michigan
3c	Damien Harris	87	RB	Alabama
3d	(Traded to L.A. Rams)	97		
3e	Yodny Cajuste	101	OL	West Virginia
4a	Hjalte Froholdt	118	OL	Arkansas
4b	Jarrett Stidham	133	QB	Auburn
4c	(Traded to L.A. Rams)	134		
5a	Byron Cowart	159	DL	Maryland
5b	(Traded to Minnesota)	162		
5c	Jake Bailey	163	P	Stanford
5d	(Traded to Philadelphia)	167		
6	(Traded to Chicago)	205		
7a	(Traded to Minnesota)	239		
7b	(Traded to L.A. Rams)	243		
7c	(Traded to Philadelphia)	246		
7d	Ken Webster	252	DB	Mississippi

2019 DRAFT NOTES

For more details on all trades involving draft picks, please see trades list on following pages.

- 2a Acquired the L.A. Rams 2019 second-round draft pick (45th overall) in a draft-day trade in exchange for a 2019 second-round draft pick (56th overall) and a 2019 third-round draft pick (101st) overall.
- 2c Acquired Seattle's 2019 third-round draft pick (77th overall) and 2019 fourth-round draft pick (118th overall) in a draft day trade on April 26, 2019 in exchange for a 2019 second-round pick (64th overall).
- 3a Acquired Chicago's 2019 third-round draft pick (87th overall) and 2019 fifth-round draft pick (162nd overall) and a 2020 fourth-round draft pick in a draft day trade on April 26, 2019 in exchange for a 2019 third-round draft pick (73rd overall) and 2019 sixth-round draft pick (205th overall).
- 3c Acquired the L.A. Rams 2019 third-round pick (101st overall) and 2019 fourth-round pick (133rd overall) in a draft day trade on April 27, 2019 in exchange for a 2019 third-round pick (97th overall) and 2019 fifth-round pick (162nd overall). The Patriots had traded the 101st pick to the Rams in an earlier draft day trade.
- 5c Acquired Philadelphia's 2019 fifth-round draft pick (163rd overall) in a draft day trade on April 27, 2019 in exchange for a 2019 fifth-round (167th overall) and a 2019 seventh-round draft pick (246th overall).
- 5d Acquired Minnesota's 2019 fifth-round draft pick (159th overall) in a draft day trade on April 27, 2019 in exchange for a 2019 fifth-round draft pick (162nd overall) and a 2019 seventh-round pick (239th overall).

2018

Rd	Player	Pk	Pos	College
1a	Isaiah Wynn	23	OL	Georgia
1b	Sony Michel	31	RB	Georgia
2a	(Traded to Detroit)	43		
2b	(Traded to Chicago)	51		
2c	Duke Dawson	56	DB	Florida
2d	(Traded to Tampa Bay)	63		
3	(Traded to San Francisco)	95		
4a	(Traded to Cleveland)	105		
4b	(Traded to Detroit)	114		
4c	(Traded to Tampa Bay)	117		
4d	(Traded to Philadelphia)	131		
4e	(Traded to L.A. Rams)	136		
5a	Ja'Whaun Bentley	143	LB	Purdue
5b	(Traded to Oakland)	159		
5c	(Traded to Seattle)	168		
6a	Christian Sam	178	LB	Arizona State
6b	(Traded to Kansas City)	198		
6c	(Traded to Cleveland)	205		
6d	Braxton Berrios	210	WR	Miami (Fla.)
7a	Danny Etling	219	QB	Louisiana State
7b	(Traded to Philadelphia)	233		
7c	Keion Crossen	243	DB	Western Carolina
7d	(Traded to Cincinnati)	249		
7e	Ryan Izzo	250	TE	Florida State

2018 DRAFT NOTES

For more details on all trades involving draft picks, please see trades list on following pages.

- 1a Acquired the L.A. Rams 2018 first-round draft pick (23 overall) and a 2018 sixth-round draft pick (198 overall) in a trade on April 4, 2018 in exchange for WR Brandin Cooks and a 2018 fourth-round draft pick (136 overall).
- 2a Acquired San Francisco's 2018 second-round draft pick (43 overall) in a trade on Oct. 31, 2017 in exchange for QB Jimmy Garoppolo, which was then traded to Detroit in a draft day trade on April 27, 2018 in exchange for a 2018 second-round draft pick (51 overall) and a 2018 fourth-round draft pick (117 overall).
- 2b Pick traded to Chicago in a draft day trade on April 27, 2018 in exchange for a 2018 fourth-round draft pick (105 overall) and a 2019 second-round draft pick.
- 2c Acquired Tampa Bay's 2018 second-round draft pick (56 overall) in a draft day trade on April 27, 2017 in exchange for a 2018 second-round draft pick (63 overall) and a 2018 fourth-round draft pick (117 overall).
- 3 Pick traded to San Francisco in a draft day trade on April 27, 2018 in exchange for OL Trent Brown and a 2018 fifth-round draft pick (143 overall).
- 4a Pick traded to Cleveland in a draft day trade on April 28, 2018 in exchange for a 2018 fourth-round draft pick (114 overall) and a 2018 sixth-round draft pick (178 overall).
- 4b Pick traded to Detroit in a draft day trade on April 28, 2018 in exchange for a 2019 third-round draft pick.
- 4d Pick traded to Philadelphia on Sept. 7, 2016 in exchange for DB Eric Rowe.
- 5b Pick traded to Oakland on March 19, 2018 in exchange for WR Cordarrelle Patterson and a 2018 sixth-round draft pick (210 overall).

PATRIOTS ALL-TIME DRAFT

2018 (CONT.)

- 5c Pick traded to Seattle along with a 2018 seventh-round draft pick (250 overall), that was originally acquired from Seattle on Sept. 1, 2017 in exchange for DB Justin Coleman, in exchange for DE Cassius Marsh on Sept. 2, 2017.
- 6b Pick traded to Kansas City in a draft day trade on April 28, 2018 in exchange for Kansas City's two 2018 seventh-round draft picks (233 and 243 overall).
- 6c Pick traded to Cleveland on March 15, 2018 in exchange for CB Jason McCourty and a 2018 seventh-round draft pick (219 overall).
- 7d Pick traded to Cincinnati on Aug. 29, 2017 in exchange for LB Marquis Flowers.
- 7e Acquired from Philadelphia along with a 2019 seventh-round draft pick in a draft day trade in exchange for a 2018 seventh-round draft pick (233 overall).

2017

Rd	Player	Pk	Pos	College
1	(Traded to New Orleans)	32		
2	(Traded to Carolina)	64		
3a	(Traded to Tennessee)	72		
3b	Derek Rivers	83	DE	Youngstown State
3c	Tony Garcia	85	OL	Troy
3d	(Traded to Detroit)	96		
3c	(Traded to New Orleans)	103		
4a	NA	Forfeited		
4b	(Traded to Detroit)	124		
4c	Deatrich Wise, Jr.	131	DE	Arkansas
4d	(Traded to Indianapolis)	137		
5a	(Awarded to Buffalo)	163		
5b	(Traded to Cleveland)	175		
5c	(Traded to Kansas City)	183		
6a	(Traded to Tennessee)	200		
6b	Conor McDermott	211	OL	UCLA
6c	(Traded to Detroit)	215		
6d	(Traded to Dallas)	216		
7a	(Traded to Dallas)	239		
7b	(Traded to Detroit)	250		

2017 DRAFT NOTES

For more details on all trades involving draft picks, please see trades list on following pages.

- 5c was awarded as compensatory selections.
- 1 Pick traded to New Orleans along with No. 103 overall on March 11, 2017, in exchange for WR Brandin Cooks and New Orleans' 2017 fourth-round pick (118 overall). New England obtained Cleveland's 2017 third-round compensatory pick (103 overall) in an exchange for LB Jamie Collins on Oct. 31, 2016. The Patriots forfeited the highest of their 2017 fourth-round picks.
- 2 Pick traded to Carolina on March 11, 2017, in exchange for DE Kony Ealy and Carolina's 2017 third-round draft pick (72 overall).
- 3a Pick traded to Tennessee in a draft day trade on April 28, 2017, along with a Patriots sixth-round pick (200 overall) in exchange for a Tennessee 2017 third-round pick (83 overall) and fourth-round pick (124 overall).
- 4b Acquired in a draft day trade with Seattle on April 30, 2016, along with a Seattle 2016 seventh-round pick (225

overall) in exchange for the Patriots 2016 fifth-round pick (147 overall) and their 2016 seventh-round pick (243 overall).

- 4c Pick traded to Indianapolis on March 9, 2017, in exchange for TE Dwayne Allen and a 2017 sixth-round draft pick (200 overall).
- 5a Pick awarded to Buffalo after the Patriots signed restricted free agent RB Mike Gillislee on April 24, 2017.
- 5b Pick traded to Cleveland on Aug. 25, 2016, in exchange for LB Barkevious Mingo.
- 5c Acquired TE James O'Shaughnessy and a 2017 sixth-round draft pick (216 overall) in a draft day trade with Kansas City in exchange for a 2017 fifth-round draft pick (183 overall).
- 6c Pick traded to Detroit on Oct. 25, 2016, in exchange for LB Kyle Van Noy and Detroit's 2017 seventh-round pick (239 overall).
- 6d Pick traded to Dallas in a draft day trade on April 29, 2017, along with a 2017 seventh-round draft pick (239 overall) in exchange for a 2017 sixth-round pick (216 overall) and seventh-round pick (239 overall).
- 7b Pick traded to Detroit in exchange for TE Michael Williams on Aug. 26, 2015.

2016

Rd	Player	Pk	Pos	College
1	Forfeited	29		
2	Cyrus Jones	60	CB	Alabama
3a	Joe Thuney	78	OL	North Carolina St.
3b	Jacoby Brissett	91	QB	North Carolina St.
3c	Vincent Valentine	96	DT	Nebraska
4a	Malcolm Mitchell	112	WR	Georgia
4b	(Traded to Chicago)	127		
5a	(Traded to Seattle)	147		
5b	(Traded to Houston)	166		
6a	(Traded to Miami)	196		
6b	(Traded to Miami)	204		
6c	Kamu Grugier-Hill	208	S	Eastern Illinois
6d	Eldandon Roberts	214	LB	Houston
6e	Ted Karras	221	G	Illinois
7a	Devin Lucien	225	WR	Arizona State
7b	(Traded to Seattle)	243		
7c	(Traded to Miami)	250		

2016 DRAFT NOTES

For more details on all trades involving draft picks, please see trades list on following pages.

- 3c, 6c, 6d and 6e were awarded as compensatory selections.
- 3a Acquired New Orleans 2016 third-round pick (78 overall) and fourth-round pick (112 overall) in a 2016 draft day trade in exchange for the Patriots 2016 second-round pick (61 overall).
- 2b Acquired Arizona's 2016 second-round pick (61 overall) and G Jonathan Cooper in exchange for DE Chandler Jones on March 13, 2016.
- 5a Acquired Miami's 2016 fifth-round pick (147 overall) in a 2016 draft day trade in exchange for two of the Patriots 2016 sixth-round picks (196 overall and 204 overall) and the Patriots 2016 seventh-round pick (250 overall).

PATRIOTS ALL-TIME DRAFT

- 5b Pick traded to Houston in exchange for WR Keshawn Martin and a 2016 sixth-round pick (196 overall) on Sept. 17, 2015.
- 6b Pick traded to Chicago in exchange for LB Jonathan Bostic on Sept. 29, 2015, and then re-obtained in a trade with Chicago on March 17, 2016, for TE Martellus Bennett in exchange for the Patriots 2016 fourth-round pick (127 overall).
- 7a Acquired Seattle's 2016 seventh-round pick (225 overall) and Seattle's 2017 fourth-round pick in a draft day trade in exchange for the Patriots 2016 fifth-round pick (147 overall) and the Patriots 2016 seventh-round pick (243 overall).
- 7b Acquired Houston's 2016 seventh-round draft pick in exchange for QB Ryan Mallett on Aug. 31, 2014.

2015

Rd	Player	Pk	Pos	College
1	Malcom Brown	32	DL	Texas
2	Jordan Richards	64	DB	Stanford
3a	(Traded to Cleveland)	96		
3b	Geneo Grissom	97	DL	Oklahoma
4a	Trey Flowers	101	DL	Arkansas
4b	Tre' Jackson	111	G	Florida State
4c	Shaq Mason	131	OL	Georgia Tech
5a	(Traded to Green Bay)	147		
5b	Joe Cardona	166	LS	Navy
6a	Matthew Wells	178	LB	Mississippi State
6b	AJ Derby	202	TE	Arkansas
7a	(Traded to Cleveland)	219		
7b	Darryl Roberts	247	DB	Marshall
7c	Xzavier Dickson	253	DL	Alabama

2015 DRAFT NOTES

For more details on all trades involving draft picks, please see trades list on following pages.

- 3b and 7c were awarded as compensatory selections
- 4b Acquired Cleveland's 2015 fourth round pick (111 overall), fifth round pick (147 overall) and sixth round pick (202 overall) in a 2015 draft day trade in exchange for the Patriots 2015 third round pick (96 overall) and the Patriots seventh round pick (219 overall).
- 5b Acquired Green Bay's 2015 fifth round pick (166th overall) and seventh round pick (247th overall) in a 2015 draft day trade in exchange for the Patriots 2015 fifth round pick (147th overall).

2014

Rd	Player	Pk	Pos	College
1	Dominique Easley	29	DL	Florida
2	Jimmy Garoppolo	62	QB	Eastern Illinois
3	(Traded to Jacksonville)	93		
4a	Bryan Stork	105	OL	Florida State
4b	James White	130	RB	Wisconsin

4c	Cameron Fleming	140	OL	Stanford
5	(Traded to Philadelphia)	169		
6a	Jon Halapio	179	OL	Florida
6b	Zach Moore	198	DL	Concordia-St. Paul
6c	Jemea Thomas	206	DB	Georgia Tech
7	Jeremy Gallon	244	WR	Michigan

2014 DRAFT NOTES

For more details on all trades involving draft picks, please see trades list on following pages.

- 4c was awarded as a compensatory draft choice.
- 3 Acquired Jacksonville's 2014 fourth round pick (105 overall) and sixth round pick (179 overall) during a 2014 draft day trade on May 9, 2014 in exchange for the Patriots 2014 third round pick (93 overall).
- 5 Pick traded to Philadelphia on Oct. 29, 2013, in exchange for DL Isaac Sopoaga and a 2014 sixth-round draft pick (198 overall).

2013

Rd	Player	Pk	Pos	College
1	(Traded to Minnesota)	29		
2a	Jamie Collins	52	LB	Southern Miss.
2b	Aaron Dobson	59	WR	Marshall
3a	Logan Ryan	83	CB	Rutgers
3b	Duron Harmon	91	DB	Rutgers
4a	Josh Boyce	102	WR	Texas Christian
4b	(Traded to Tampa Bay)	126		
5	(Traded to Washington)	162		
6	(Traded to Cincinnati)	197		
7a	Michael Buchanan	226	DL	Illinois
7b	(Traded to Tampa Bay)	229		
7c	Steve Beauharnais	235	LB	Rutgers

2013 DRAFT NOTES

For more details on all trades involving draft picks, please see trades list on following pages.

- 1 Acquired Minnesota's 2013 second-round pick (52 overall), third-round pick (83 overall), fourth-round pick (102 overall) and seventh-round pick (229 overall) during a 2013 draft day trade on April 25 in exchange for the Patriots 2013 first-round pick (29 overall).
- 4b Pick traded to Tampa Bay on Nov. 1, 2012 in exchange for CB Aqib Talib and a 2013 seventh-round pick.
- 5 Pick traded to Washington on July 29, 2011 in exchange for DL Albert Haynesworth.
- 6 Pick traded to Cincinnati on July 29, 2011 in exchange for WR Chad Ochocinco.
- 7b The Patriots acquired RB LeGarrette Blount in a draft day trade with Tampa Bay on April 27, 2013 in exchange for RB Jeff Demps and a 2013 seventh-round pick (229 overall).

PATRIOTS ALL-TIME DRAFT

2012

Rd	Player	Pk	Pos	College
1a	Chandler Jones	21	DE	Syracuse
1b	Dont'a Hightower	25	LB	Alabama
2a	Tavon Wilson	48	DB	Illinois
2b	(Traded to Green Bay)	62		
3a	Jake Bequette	90	DE	Arkansas
3b	(Traded to Cincinnati)	93		
4	(Traded to Denver)	126		
5	(Traded to Green Bay)	163		
6	Nate Ebner	197	DB	Ohio State
7a	Alfonzo Dennard	224	CB	Nebraska
7b	Jeremy Ebert	235	WR	Northwestern

2012 DRAFT NOTES

For more details on all trades involving draft picks, please see trades list on following pages.

- 1a Acquired Cincinnati's 2012 first-round pick in exchange for the Patriots 2012 first-round pick (27 overall) and the Patriots 2012 third-round pick (93 overall).
- 1b Acquired Denver's 2012 first-round pick in exchange for the Patriots 2012 first-round pick (31 overall) and the Patriots 2012 fourth-round pick (126 overall).
- 2b Pick traded to Green Bay for a 2012 third-round pick (90 overall) and a 2012 fifth-round pick (163 overall).
- 3b Pick traded to Cincinnati along with a 2012 first-round pick (27 overall) in exchange for Cincinnati's 2012 first-round pick (21 overall).
- 4 Pick traded to Denver along with a 2012 first-round pick (31 overall) in exchange for Denver's first-round pick (25 overall).

2011

Rd	Player	Pk	Pos	College
1a	Nate Solder	17	OL	Colorado
1b	(Traded to New Orleans)	28		
2a	Ras-I Dowling	33	DB	Virginia
2b	Shane Vereen	56	RB	California
2c	(Traded to Houston)	60		
3a	Stevan Ridley	73	RB	Louisiana State
3b	Ryan Mallett	74	QB	Arkansas
3c	(Traded to Oakland)	92		
4	(Traded to Oakland)	125		
5a	Marcus Cannon	138	OL	Texas Christian
5b	Lee Smith	159	TE	Marshall
6a	(Traded to Philadelphia)	193		
6b	Markell Carter	194	LB	Central Arkansas
7	Malcolm Williams	219	DB	Texas Christian

2011 DRAFT NOTES

For more details on all trades involving draft picks, please see trades list on following pages.

- 1b Pick traded to New Orleans for 2012 first-round pick and a 2011 second-round pick (56 overall).
- 2c Pick traded to Houston for 2011 third-round choice (73 overall) and 2011 fifth-round pick (138 overall).
- 3c Pick traded to Oakland for 2012 second-round choice and 2011 seventh-round pick (219 overall).
- 6a Pick traded to Philadelphia for sixth-round choice (194 overall).

2010

Rd	Player	Pk	Pos	College
1a	(Traded to Denver)	22		
1b	(Traded to Dallas)	24		
1c	Devin McCourty	27	CB	Rutgers
2a	Rob Gronkowski	42	TE	Arizona
2b	(Traded to Oakland)	44		
2c	(Traded to Arizona)	47		
2d	Jermaine Cunningham	53	LB	Florida
2e	(Traded to Houston)	58		
2f	Brandon Spikes	62	LB	Florida
3a	(Traded to Carolina)	89		
3b	Taylor Price	90	WR	Ohio University
4a	Aaron Hernandez	113	TE	Florida
4b	(Traded to Dallas)	119		
5	Zoltan Mesko	150	P	Michigan
6a	(Traded to Oakland)	190		
6b	Ted Larsen	205	OL	N.C. State
7a	Thomas Welch	208	OL	Vanderbilt
7b	(Traded to Washington)	229		
7c	(Traded to Washington)	231		
7d	Brandon Deaderick	247	DL	Alabama
7e	Kade Weston	248	DL	Georgia
7f	Zac Robinson	250	QB	Oklahoma St.

2010 DRAFT NOTES

For more details on all trades involving draft picks, please see trades list on following pages.

- 6b, 7d, 7e, 7f were awarded as compensatory draft choices.
- 1a Pick traded to Denver in exchange for a 2010 first-round pick (24 overall) and a 2010 fourth-round pick (113 overall).
- 1c Pick acquired from Dallas with their 2010 third-round (90 overall) pick in exchange for a 2010 first-round pick (24 overall) and a 2010 fourth-round pick (119 overall).
- 2a Pick acquired from Oakland in exchange for the Patriots 2010 second-round pick (44 overall) and their 2010 sixth-round pick (190 overall).
- 2c Pick traded to Arizona in exchange for a 2010 second-round pick (58 overall) and a 2010 third-round pick (89 overall). Pick was originally acquired from Tennessee in a 2009 draft-day trade.
- 2e Pick traded to Houston in exchange for a 2010 second-round pick (62 overall) and a fifth-round pick (150 overall). Pick was originally acquired from Arizona in previously

PATRIOTS ALL-TIME DRAFT

mentioned trade.

- 3a Pick traded to Carolina in exchange for a 2011 second-round pick. Pick was originally acquired from Arizona in previously mentioned trade.
- 7a Pick acquired from Washington in exchange for two 2010 seventh-round picks (229 and 231 overall).

2009

Rd	Player	Pk	Pos	College
1	(Traded to Baltimore)	23		
2a	Patrick Chung	34	S	Oregon
2b	Ron Brace	40	DL	Boston College
2c	Darius Butler	41	DB	Connecticut
2d	Sebastian Vollmer	58	OL	Houston
3a	Brandon Tate	83	WR	North Carolina
3b	Tyrone McKenzie	97	LB	South Florida
4	Rich Ohrnberger	123	OL	Penn State
5a	(Traded to Philadelphia for WR Greg Lewis)			
5b	George Bussey	170	OL	Louisville
6a	Jake Ingram	198	LS	Hawaii
6b	Myron Pryor	207	DL	Kentucky
7a	Julian Edelman	232	WR	Kent State
7b	Darryl Richard	234	DL	Georgia Tech

2009 DRAFT NOTES

For more details on all trades involving draft picks, please see trades list on following pages.

- 3b, 5 and 6b were awarded as compensatory draft choices.
- 1 Pick traded to Baltimore for a 2009 first-round pick (26 overall) and a 2009 fifth-round pick (162 overall). The Patriots used subsequent trades to turn those picks into selections 2c, 3a and 7a in addition to a 2010 second-round choice.
- 2a Pick acquired from Kansas City in exchange for QB Matt Cassel and LB Mike Vrabel.
- 2b Pick acquired from Oakland in exchange for a 2009 second-round pick (47 overall), a 2009 fourth-round pick (124 overall) and a 2009 sixth-round pick (199 overall).
- 2c Pick acquired from Green Bay along with two 2009 third-round picks (73 overall and 83 overall) in exchange for a 2009 first-round pick (26 overall) and a 2009 fifth-round pick (162 overall).
- 3a Pick acquired from Green Bay along with a 2009 second-round pick (41 overall) and a 2009 third-round pick (73 overall) in exchange for a 2009 first-round pick (26 overall) and a 2009 fifth-round pick (162 overall).
- 4 Pick acquired from Baltimore along with a 2009 sixth-round selection (198 overall) in exchange for two 2009 fifth-round selections (137 overall and 141 overall) that had been acquired from Philadelphia in exchange for CB Ellis Hobbs.
- 6a Pick acquired from Baltimore along with a 2009 fourth-round selection (123 overall) in exchange for two 2009 fifth-round selections (137 overall and 141 overall) that had been acquired from Philadelphia in exchange for CB Ellis Hobbs.
- 7a Pick acquired from Jacksonville along with a 2010 sec-

ond-round pick in exchange for a 2009 third-round pick (73 overall).

2008

Rd	Player	Pk	Pos	College
1	Jerod Mayo	10	LB	Tennessee
2	Terrence Wheatley	62	CB	Colorado
3a	Shawn Crable	78	LB	Michigan
3b	Kevin O'Connell	94	QB	San Diego State
4	Jonathan Wilhite	129	CB	Auburn
5	Matthew Slater	153	WR	UCLA
6	Bo Ruud	197	LB	Nebraska

2008 DRAFT NOTES

For more details on all trades involving draft picks, please see trades list on following pages.

- 1 Pick acquired from New Orleans along with a 2008 third-round selection (78 overall - LB Shawn Crable) in exchange for a 2008 first-round selection (7 overall) and a 2008 fifth-round selection (164 overall).
- 3a Pick acquired from New Orleans along with a 2008 first-round selection (10 overall - LB Jerod Mayo) in exchange for a 2008 first-round selection (7 overall) and a 2008 fifth-round selection (164 overall).
- 5 Pick acquired from Tampa Bay in exchange for a 2008 fifth-round selection (160 overall) and a 2008 seventh-round selection (238 overall).

2007

Rd	Player	Pk	Pos	College
1	Brandon Meriweather	24	DB	Miami (Fla.)
2	(To Miami as part of trade for WR Wes Welker)			
4a	(To Oakland in exchange for WR Randy Moss)			
4b	Kareem Brown	127	DL	Miami (Fla.)
5	Clint Oldenburg	171	T	Colorado State
6a	Justin Rogers	180	LB	Southern Methodist
6b	Mike Richardson	202	CB	Notre Dame
6c	Justise Hairston	208	RB	Central Connecticut
6d	Corey Hilliard	209	T	Oklahoma State
7a	Oscar Lua	211	LB	Southern Cal
7b	(To Miami as part of trade for WR Wes Welker)			
7c	Mike Elgin	247	G/C	Iowa

2007 DRAFT NOTES

For more details on all trades involving draft picks, please see trades list on following pages.

- 5, 6c, 6d and 7c were awarded as compensatory draft choices.
- 1 Pick acquired from Seattle in exchange for WR Deion Branch.
- 4a Pick acquired from San Francisco along with a 2008 first-round selection in exchange for a 2007 first-round selection (28 overall).
- 6a Pick acquired from Arizona in exchange for T Brandon Gorin.

PATRIOTS ALL-TIME DRAFT

2007 (CONT.)

- 7a Pick Acquired from Oakland along with a 2008 third-round selection in exchange for a 2007 third-round selection (91 overall).

2006

Rd	Player	Pk	Pos	College
1	Laurence Maroney	21	RB	Minnesota
2	Chad Jackson	36	WR	Florida
3	David Thomas	86	TE	Texas
4a	Garrett Mills	106	FB	Tulsa
4b	Stephen Gostkowski	118	K	Memphis
5	Ryan O'Callaghan	136	T	California
6a	Jeremy Mincey	191	LB	Florida
6b	Dan Stevenson	205	G	Notre Dame
6c	Le Kevin Smith	206	DL	Nebraska
7	Willie Andrews	229	DB	Baylor

2006 DRAFT NOTES

- 6b and 6c were awarded as compensatory draft choices.
- 2 Pick acquired from Green Bay in exchange for a 2006 second-round pick (52 overall) and a 2006 third-round pick (75 overall)
- 4a Pick acquired from Detroit in exchange for a 2005 fifth-round pick (145 overall) and a 2005 sixth-round pick (206 overall).
- 5 Pick acquired from Oakland along with a 2005 seventh-round pick (230 overall) in exchange for a 2005 sixth-round pick (175 overall).

2005

Rd	Player	Pk	Pos	College
1	Logan Mankins	32	OL	Fresno State
3a	Ellis Hobbs	84	CB	Iowa State
3b	(To Arizona as part of trade for CB Duane Starks)			
3c	Nick Kaczur	100	T	Toledo
4	James Sanders	133	S	Fresno State
5a	(To Arizona as part of trade for CB Duane Starks)			
5b	Ryan Claridge	170	LB	Nevada-Las Vegas
7a	Matt Cassel	230	QB	Southern Cal
7b	Andy Stokes	255	TE	William Penn

2005 DRAFT NOTES

- 3c, 5b and 7b were awarded as compensatory draft choices.
- 3a Pick acquired from Baltimore along with a 2005 sixth-round choice (195 overall) and a 2006 third-round choice in exchange for a 2005 second-round choice (64 overall).
- 7a Pick acquired from Oakland along with a 2006 fifth-round choice (136 overall) in exchange for a 2005 sixth-round choice (175 overall).

2004

Rd	Player	Pk	Pos	College
1a	Vince Wilfork	21	DT	Miami (Fla.)

1b	Benjamin Watson	32	TE	Georgia
2a	(To Cincinnati in exchange for RB Corey Dillon)			
2b	Marquise Hill	63	DE	Louisiana State
3	Guss Scott	95	S	Florida
4a	Dexter Reid	113	S	North Carolina
4b	Cedric Cobbs	128	RB	Arkansas
5	P.K. Sam	164	WR	Florida State
6	(To Pittsburgh in compensation for RFA Rodney Bailey)			
7	Christian Morton	233	CB	Illinois

2004 DRAFT NOTES

- 1a Pick acquired from Baltimore along with a 2003 second-round pick (41 overall) in exchange for a 2003 first round selection (19 overall).
- 4a Pick acquired from New Orleans along with a 2003 third-round pick (78 overall) and a 2003 seventh-round choice (239 overall) in exchange for S Tebucky Jones.

2003

Rd	Player	Pk	Pos	College
1	Ty Warren	13	DT	Texas A&M
2a	Eugene Wilson	36	CB	Illinois
2b	Bethel Johnson	45	WR	Texas A&M
4a	Dan Klecko	117	DT	Temple
4b	Asante Samuel	120	CB	Central Florida
5	Dan Koppen	164	C	Boston College
6	Kliff Kingsbury	201	QB	Texas Tech
7a	Spencer Nead	234	TE	BYU
7b	Tully Banta-Cain	239	LB	California
7c	Ethan Kelley	243	DT	Baylor

2003 DRAFT NOTES

- 1 Pick acquired from Chicago for the Patriots 2003 first-round pick (14 overall) and a 2003 sixth-round pick (193 overall).
- 2a Pick acquired from the Houston Texans along with a 2003 fourth-round pick (117 overall) for a 2003 second-round pick (41 overall) and a 2003 third-round pick (75 overall).
- 2b Pick acquired from the Carolina Panthers for a 2003 second-round pick (50 overall) and a 2003 fourth-round pick (120 overall).
- 4a Pick acquired from the Houston Texans along with a 2003 second-round pick (36 overall) for a 2003 second-round pick (41 overall) and a 2003 third-round pick (75 overall).
- 4b Pick acquired from Denver for a 2003 fourth-round pick (128 overall) and a 2003 fifth-round pick (157 overall).
- 5 Pick acquired from the Tennessee Titans along with a 2003 sixth-round pick (201 overall) and a 2003 seventh-round pick (243 overall) for a 2003 fifth-round pick (154 overall) and a 2003 seventh-round pick (225 overall).
- 6 Pick acquired from the Tennessee Titans along with a 2003 fifth-round pick (164 overall) and a 2003 seventh-round pick (243 overall) for a 2003 fifth-round pick (154 overall) and a 2003 seventh-round pick (225 overall).
- 7b Pick acquired from New Orleans along with a 2003 third-round pick (78 overall) and a 2004 fourth-round pick for Tebucky Jones.

PATRIOTS ALL-TIME DRAFT

- 7c Pick acquired from the Tennessee Titans with a 2003 fifth-round pick (164 overall) and a 2003 sixth-round pick (201 overall) for the Patriots 2003 fifth-round pick (154 overall) and a 2003 seventh-round pick (225 overall).

2002

Rd	Player	Pk	Pos	College
1	Daniel Graham	21	TE	Colorado
2	Deion Branch	65	WR	Louisville
4a	Rohan Davey	117	QB	LSU
4b	Jarvis Green	126	DE	LSU
7a	Antwoine Womack	237	RB	Virginia
7b	David Givens	253	WR	Notre Dame

2002 DRAFT NOTES

- 1 Pick acquired from Washington for the Patriots first-round pick (32nd overall), third-round pick (96th) and seventh-round pick (234th) of the 2002 draft.
- 4a Pick obtained from the Denver Broncos in exchange for the Patriots 2002 fourth-round pick (131st overall) and fifth-round (144th).
- 4b Pick acquired from Green Bay for WR Terry Glenn.
- 7a Pick obtained from the Dallas Cowboys, along with 2003 fifth-round choice, in exchange for the Patriots 2002 fifth-round pick (168th overall).

2001

Rd	Player	Pk	Pos	College
1	Richard Seymour	6	DT	Georgia
2	Matt Light	48	OL	Purdue
3	Brock Williams	86	CB	Notre Dame
4a	Kenyatta Jones	96	OL	South Florida
4b	Jabari Holloway	119	TE	Notre Dame
5	Hakim Akbar	163	S	Washington
6a	Arther Love	180	TE	South Carolina State
6b	Leonard Myers	200	CB	Miami (Fla.)
7a	Owen Pochman	216	K	Brigham Young
7b	T.J. Turner	239	LB	Michigan State

2001 DRAFT NOTES

- 5, 6b and 7b denote compensatory picks obtained from the NFL.
- 2 Pick acquired from Detroit for a 2001 second-round (50 overall, from Pittsburgh) pick and a sixth-round (173 overall, from San Francisco) pick
- 3 Pick acquired from Minnesota (NE trades third round selection - 69 overall to Minnesota for their third-round pick - 86 overall and fourth round selection - 119 overall)
- 4a Pick acquired from San Diego (NE trades fourth round selection - 112 overall and fifth round selection - 139 overall to San Diego for their fourth-round pick - 96th overall)
- 4b Pick from Minnesota in previously mentioned trade
- 6a Pick acquired from Detroit (NE trades fifth round selection-149 overall to Detroit for their sixth-round pick-180 overall and their seventh-round pick-216 overall)

2000

Rd	Player	Pk	Pos	College
1	Pick to N.Y. Jets	16		
2	Adrian Klemm	46	T	Hawaii
3	J.R. Redmond	76	RB	Arizona State
4	Greg Robinson-Randall	127	T	Michigan State
5a	Dave Stachelski	141	TE	Boise State
5b	Jeff Marriott	161	DT	Missouri
6a	Antwan Harris	187	CB	Virginia
6b	Tom Brady	199	QB	Michigan
6c	David Nugent	201	DT	Purdue
7a	(Pick to San Francisco from Philadelphia)			
7b	Casey Tisdale	226	LB	New Mexico
7c	Patrick Pass	239	RB	Georgia

2000 DRAFT NOTES

- 1 Awarded to N.Y. Jets in compensation for Bill Belichick.
- 4, 6b, 6c and 7c denote compensatory picks obtained from the NFL.
- 5b From the St. Louis Rams for DE Mike Jones
- 7a Pick acquired from Philadelphia for WR Dietrich Jells, then traded to San Francisco for a sixth-round pick in 2001.

1999 SUPPLEMENTAL DRAFT

Rd	Player	Pk	Pos	College
4	J'Juan Cherry		CB	Arizona State

1999

Rd	Player	Pk	Pos	College
1a	Damien Woody	17	C	Boston College
1b	Choice to Seattle	20		
1c	Andy Katzenmoyer	28	LB	Ohio State
2a	Kevin Faulk	46	RB	LSU
2b	Pick to Tennessee	52		
3a	Pick to Seattle	82		
3b	Tony George	91	DB	Florida
4a	Pick to Tennessee	117		
5	Derrick Fletcher	154	OL	Baylor
6a	Marcus Washington	180	DB	Colorado
6b	Pick to Seattle	191		
7a	Michael Bishop	227	QB	Kansas State
7b	Sean Morey	241	WR	Brown

1999 DRAFT NOTES

- 1b Pick to Seattle - (NE trades picks-20th, 82nd and 191st overall for Seattle's 1999 first-round pick-17th overall)
- 1c From N.Y. Jets in compensation for Bill Parcells
- 2b Pick to Tennessee - (NE trades picks-52nd and 117th overall for Tennessee's 1999 second-round pick-46th overall)
- 3b From Minnesota Vikings in a trade for CB Jimmy Hitchcock
- 6a From Baltimore Ravens in a trade for TE Lovett Purnell
- 7b From the NFL as compensation for losing free agent FBs Keith Byars and Sam Gash

PATRIOTS ALL-TIME DRAFT

1993

Rd	Player	Pk	Pos	College
1a	Robert Edwards	18	RB	Georgia
1b	Tebucky Jones	22	DB	Syracuse
2a	Tony Simmons	52	WR	Wisconsin
2b	Rod Rutledge	54	TE	Alabama
3a	Chris Floyd	81	FB	Michigan
3b	Greg Spires	83	DE	Florida State
4	Leonta Rheams	115	DT	Houston
5	Ron Merkerson	145	LB	Colorado
6	Harold Shaw	176	RB	Southern Mississippi
7	Jason Andersen	211	OL	Brigham Young

1998 DRAFT NOTES

- 1a From N.Y. Jets in compensation for Curtis Martin
- 2a From N.Y. Jets in compensation for Bill Parcells
- 3a From N.Y. Jets in compensation for Curtis Martin

1997

Rd	Player	Pk	Pos	College
1	Chris Canty	29	DB	Kansas State
2	Brandon Mitchell	59	DT	Texas A&M
3a	Sedrick Shaw	61	RB	Iowa
3b	Chris Carter	89	DB	Texas
4a	Damon Denson	97	OL	Michigan
4b	Ed Ellis	125	OL	Buffalo
5	Vernon Crawford	159	LB	Florida State
6	Tony Gaiter	192	WR	Miami (Fla.)
7	Scott Rehberg	230	OL	Central Michigan

1997 DRAFT NOTES

- 3a From N.Y. Jets in compensation for Bill Parcells
- 4a From N.Y. Jets in compensation for Bill Parcells

1996

Rd	Player	Pk	Pos	College
1	Terry Glenn	7	WR	Ohio State
2a	Lawyer Milloy	36	DB	Washington
2b	Pick to Oakland			
3a	Pick to Kansas City			
3b	Pick to Detroit			
3c	Tedy Bruschi	86	LB	Arizona
4a	Heath Irwin	101	G	Colorado
4b	Chris Sullivan	119	DE	Boston College
4c	Kantroy Barber	124	FB	West Virginia
5a	John Elmore	139	G	Texas
5b	Christian Peter	149	DT	Nebraska
6a	Chris Griffin	173	TE	New Mexico
6b	Mario Grier	195	RB	Tenn.-Chattanooga
6c	Devin Wyman	206	DT	Kentucky State

7a	Lovett Purnell	216	TE	West Virginia
7b	J.R. Conrad	247	G	Oklahoma

1996 DRAFT NOTES

- 6c and 7b were awarded as compensatory draft choices.
- 2b Pick to Oakland - (NE trades pick-57th overall for Oakland's 1996 third round selection-76th overall, 1996 fourth-round selection-124th overall and fifth-round pick-149th overall)
- 3a Pick to Kansas City - (NE trades pick for Kansas City's 1995 fourth-round pick, 112 overall--Dave Wohlabaugh)
- 3b Pick to Detroit - (NE trades pick-76th overall to Detroit for their third round selection-86th overall, fourth-119th overall and sixth round-195th overall selections)
- 4c From S.F. through Oakland

1995

Rd	Player	Pk	Pos	College
1	Ty Law	23	CB	Michigan
2	Ted Johnson	57	LB	Colorado
3a	Curtis Martin	74	RB	Pittsburgh
3b	Jimmy Hitchcock	88	CB	North Carolina
4a	David Wohlabaugh	112	C	Syracuse
4b	(Pick to Pittsburgh)			
5	(Pick to Houston)			
6	Dino Philyaw	195	RB	Oregon
7	Carlos Yancy	234	CB	Georgia

1995 DRAFT NOTES

- 3a From Eagles in compensation for FB Kevin Turner
- 4a From Kansas City for Patriots 1996 third-round pick
- 4b Pick traded to Pittsburgh for RB Leroy Thompson
- 5 Awarded to Houston in compensation for restricted free agent DE Tim Roberts
- 7 From Cleveland in exchange for the 231st selection

1994

Rd	Player	Pk	Pos	College
1	Willie McGinest	4	LB	Southern Cal
2	Kevin Lee	35	WR	Alabama
3a	(Pick to San Diego)			
3b	Ervin Collier	78	NT	Florida A&M
3c	Joe Burch	90	C	Texas Southern
4a	(Pick to Arizona)			
4b	John Burke	121	TE	Virginia Tech
5a	(Pick to San Diego)			
5b	Pat O'Neill	135	P	Syracuse
6a	Steve Hawkins	166	WR	Western Michigan
6b	Max Lane	168	OT	Navy
7a	Jay Walker	198	QB	Howard
7b	Marty Moore	222	LB	Kentucky

1994 DRAFT NOTES

- 3a Traded to San Diego along with a fifth-round pick (137th)

PATRIOTS ALL-TIME DRAFT

overall) for the Chargers third-round choice (78th overall) and RB Marion Butts

- 3b From San Diego in previously mentioned trade
- 3c From Miami, along with a 1993 draft pick, Todd Rucci, in exchange for WR Irving Fryar
- 4a Traded to Arizona for its fourth-round pick from Miami, 121 overall, and its fifth-round pick from the LA Rams, 135 overall
- 6b From Seattle in a trade for Jon Vaughn
- 7b From Dallas in exchange for QB Hugh Millen

1993

Rd	Player	Pk	Pos	College
1	Drew Bledsoe	1	QB	Washington St.
2a	Chris Slade	31	LB	Virginia
2b	Todd Rucci	51	OL	Penn State
2c	Vincent Brisby	56	WR	NE Louisiana
4a	Kevin Johnson	86	NT	Texas Southern
4b	Corwin Brown	110	DB	Michigan
5a	Scott Sisson	113	K	Georgia Tech
5b	Richard Griffith	138	TE	Arizona
6	Lawrence Hatch	142	DB	Florida
8	Troy Brown	198	WR	Marshall

1993 DRAFT NOTES

- 2b From Miami, along with a 1994 draft pick, in exchange for WR Irving Fryar
- 2c As a result of the L.A. Raiders passing on their selection in the second round, the Patriots first selection of the third round reverted to being the 27th pick in the second round
- 4b From Green Bay in exchange for RB John Stephens. The Patriots then traded that pick, 15th in round and 99th overall, to San Diego in exchange for the Chargers 1993 fourth round, 110th pick and a 1993 fifth round, 138th pick

1992

Rd	Player	Pk	Pos	College
1	Eugene Chung	13	OL	Virginia Tech
2	Rod Smith	35	DB	Notre Dame
3a	Todd Collins	64	LB	Carson-Newman
3b	Kevin Turner	71	RB	Alabama
4a	Dion Lambert	90	CB	UCLA
4b	Darren Anderson	93	CB	Toledo
5	Dwayne Sabb	116	LB	New Hampshire
6	Tracy Boyd	165	OG	Elizabeth City St.
7a	Wayne Hawkins	176	WR	Southwest St.
7b	Jim Gray	194	DT	West Virginia
8a	Scott Lockwood	204	RB	Southern Cal.
8b	Sam Gash	205	RB	Penn State
9	David Dixon	232	DT	Arizona State
10a	Turner Baur	261	TE	Stanford
10b	Steve Gordon	277	OC	California

- 11 Mike Petko 288 LB Nebraska
- 12 Freeman Baysinger 333 WR Humboldt State

1992 DRAFT NOTES

- 1 From Dallas, along with a third-round pick in 1992, in exchange for Patriots first round, 19th pick from Atlanta, second round, 37th pick and fourth round, 104th pick from Atlanta
- 2 Acquired from Phoenix in exchange for Patriots second round, 46th pick and fourth round, 100th pick in 1991
- 3b Acquired from Dallas through Minnesota, along with first-round pick in 1992, in exchange for a first round, 19th pick from Atlanta, second round, 37th pick and fourth round, 104th pick from Atlanta in 1992
- 4a Acquired from San Diego in a 1991 draft day trade in exchange for a fifth round, 127th pick from Pittsburgh in 1991
- 5 Acquired from Tampa Bay in a trade for Jesse Solomon
- 6 Acquired from Detroit, along with seventh-round pick in 1992, a 10th round pick in 1992 and a 12th round pick in 1992, in exchange for Patriots sixth round, 145th pick from Phoenix, in 1992
- 8a Acquired from Cleveland in exchange for OG Fred Childress

1991

Rd	Player	Pk	Pos	College
1a	Pat Harlow	11	T	Southern California
1b	Leonard Russell	14	RB	Arizona State
2	Jerome Henderson	41	CB	Clemson
3	Calvin Stephens	56	G	South Carolina
4	Scott Zolak	84	QB	Maryland
5a	Jon Vaughn	112	RB	Michigan
5b	Ben Coates	124	TE	Livingstone College
6	David Key	140	CB	Michigan
7	Blake Miller	168	C	Louisiana State
8	Harry Colon	196	SS	Missouri
9	O'Neil Glenn	224	G	Maryland
10	Randy Bethel	251	TE	Miami (Fla.)
11a	Vincent Moore	279	WR	Tennessee
11b	Paul Alsbury	303	P	SW Texas State
12	Timothy Edwards	307	DT	Delta State

1991 DRAFT NOTES

- 1a Patriots traded their first round selection, 1st pick, for Cowboys first round selection, 11th pick, and Dallas's second round selection, 41st pick
- 1b Pick from Dallas in exchange for Patriots 1st round, 17th pick acquired from Houston, and Patriots 1991 4th round, 110th pick, acquired from Buffalo in 1990
- 2 Pick from Dallas in previously mentioned trade
- 5b Pick from L.A. Raiders through Dallas, along with a fourth-round pick in 1992, in exchange for Patriots 1991 4th round selection, 100th pick, acquired from Pittsburgh
- 11b Pick from San Diego through the L.A. Raiders, along with a 4th round selection in 1992, in exchange for Patriots 1991 5th round selection, 127th pick, acquired from Pittsburgh

PATRIOTS ALL-TIME DRAFT

1990

Rd	Player	Pk	Pos	College
1a	Chris Singleton	8	LB	Arizona
1b	Ray Agnew	10	DE	North Carolina State
2	(Pick to Seattle)			
3a	Tom Hodson	59	QB	Louisiana State
3b	Greg McMurtry	80	WR	Michigan
5a	Junior Robinson	110	DB	East Carolina
5b	Jon Melander	113	OT	Minnesota
5c	James Gray	120	RB	Texas Tech
6	(Pick to Dallas)			
7	(Pick to Buffalo)			
8	(Pick to Dallas)			
9	Shawn Bouwens	226	OG	Nebraska - Wesleyan
10	Anthony Landry	253	RB	Stephen F. Austin
11	Sean Smith	280	DE	Georgia Tech
12a	Ventson Donelson	309	DB	Michigan St.
12b	Blaine Rose	322	OG	Maryland

1990 DRAFT NOTES

- 1a Patriots traded their 1st round, third overall, and 2nd round, 29th overall pick for Seahawks two 1st round selections, 8th and 10th picks and Seattle's third-round pick
- 3b Acquired from Dallas along with Cowboys seventh-round pick, later traded to Buffalo and the Cowboys 5th round, 120th pick, in exchange for Patriots 3rd round selection, originally Seattle's, NE's 6th round, 143rd pick, and 8th round, 197th pick
- 5a Pick from Washington, along with Redskins 2nd pick in the 5th round, which was later traded to Denver, in exchange for Patriots 4th round, 86th pick
- 12b Pick from Buffalo, along with a fourth-round pick in 1991, in exchange for Patriots two seventh-round picks in 1990, one of which came from Dallas
- on, 127th pick, acquired from Pittsburgh

1989

Rd	Player	Pk	Pos	College
1	Hart Lee Dykes	16	WR	Oklahoma State
2	Eric Coleman	43	DB	Wyoming
3a	Marv Cook	63	TE	Iowa
3b	Chris Gannon	73	DE	S.W. Louisiana
4a	Maurice Hurst	96	DB	Southern
4b	Michael Timpson	100	WR	Penn State
5	(Pick to Green Bay)			
6	(Pick to LA Raiders)			
7a	Eric Lindstrom	178	LB	Boston College
7b	Pick to San Diego			
8a	Rodney Rice	210	DB	Brigham Young
8b	Tony Zackery	223	DB	Washington
9a	Darron Norris	240	RB	Texas

9b	Curtis Wilson	247	OC	Missouri
10	Emanuel McNeil	267	NT	Tenn.-Martin
11	Tony Hinz	294	FB	Harvard
12	Aaron Chubb	324	LB	Georgia

1989 DRAFT NOTES

- 3a Pick from Tampa Bay for Stephen Starring trade of 1988
- 4a From Washington in exchange for the Patriots fifth-round pick of 1988
- 5 127th pick, sent to Green Bay through Cleveland as part of 1988 trade for Mike Baab
- 6 Patriots traded their 6th round, 157th pick, for Raiders sixth-round pick, 166, and NE gains Raiders 8th round, 224th pick
- 7a From Raiders as part of Brian Holloway trade of 1987
- 7b Sent to San Diego for Thomas Benson trade of 1988
- 8b From Raiders as part of draft-day trade exchanging sixth-round picks; originally San Francisco's pick
- 9b From Minnesota for Patriots 11th-round pick of 1988

1988

Rd	Player	Pk	Pos	College
1	John Stephens	17	RB	Northwestern (La.) St.
2	Vincent Brown	43	LB	Miss. Valley St.
3	Tom Rehder	69	T	Notre Dame
4a	Tim Goad	87	NT	North Carolina
4b	Sammy Martin	97	WR	LSU
4c	Teddy Garcia	100	K	Northeast Louisiana
5	Troy Wolkow	115	G	Minnesota
6	Steve Johnson	154	TE	Virginia Tech
7	Darryl Usher	181	WR	Illinois
8	Pick to Chicago			
9	Neil Galbraith	240	CB	Central (Ok.) St.
10	Rodney Lossow	267	C	Wisconsin
11	Marvin Allen	294	RB	Tulane
11b	Pick to Minnesota			
12	Dave Nugent	321	NT	Boston College

1988 DRAFT NOTES

- 4a From Tampa Bay in exchange for NE's 1987 fifth-round pick
- 4b From Minnesota in 1987 trade for QB Rich Gannon
- 8 Patriots selection 236th to Chicago as part of QB Doug Flutie trade
- 10 From L.A. Raiders as part of 1987 trade for OT Brian Holloway
- 11b Patriots selection 296th traded to Minnesota in exchange for Vikings ninth-round choice in 1989

1987

Rd	Player	Pk	Pos	College
1	Bruce Armstrong	23	OT	Louisville
2	(Pick to Tampa Bay)			
3a	Bob Perryman	79	RB	Michigan

PATRIOTS ALL-TIME DRAFT

3b	(Pick to LA Raiders)			
4a	Rich Gannon	98	QB	Delaware
4b	Derrick Beasley	102	DB	Winston-Salem
4c	Tim Jordan	107	LB	Wisconsin
5a	Danny Villa	113	OT	Arizona State
5b	Tom Gibson	116	DE	Northern Arizona
6	Gene Taylor	163	WR	Fresno State
7	(Pick to Tampa Bay)			
8	(Pick to Kansas City)			
9	(Pick to Tampa Bay)			
10	(Pick to LA Raiders)			
11	Carlos Reveiz	302	K	Tennessee
12	Elgin Davis	330	RB	Central Florida

1987 DRAFT NOTES

- 2 Patriots selection 51 overall traded to Tampa Bay as part of OT-OG Sean Farrell trade which also included 7th and 9th round picks in the 1987 draft
- 3b Patriots trade 81st overall selection and 10th round pick, 275 overall, to LA Raiders for Raiders two fourth-round picks, 98 and 102 overall; 81st overall pick originally from Washington for WR Ricky Sanders trade
- 5a Pick from San Diego for DB Vencie Glenn trade
- 5b Pick from Tampa Bay for Patriots sixth-round pick in 1986
- 7 Patriots selection 191 overall traded to Tampa Bay as part of Sean Farrell trade
- 8 Patriots selection 219 overall traded to KC for TE Willie Scott
- 9 Patriots selection 247 overall traded to Tampa Bay as part of OT Sean Farrell trade
- 10 Patriots selection, 275 overall, and third-round pick, 81 overall, traded to LA Raiders for two fourth-round picks, 98 and 102 overall

1986

Rd	Player	Pk	Pos	College
1	Reggie Dupard	26	RB	Southern Methodist
2a	Mike Ruth	42	NT	Boston College
2b	Vencie Glenn	54	DB	Indiana State
3	Patriots selection 81 overall forfeited			
4	Scott Gieselman	109	TE	Boston College
5	Greg Robinson	137	OL	Sacramento St.
6	(Pick to Tampa Bay)			
7a	Ray McDonald	187	WR	Florida
7b	Brent Williams	192	DE	Toledo
8	Greg Baty	220	TE	Stanford
9	George Colton	248	OG	Maryland
10	Cletis Jones	276	RB	Florida State
11	Gene Thomas	308	WR	U of Pacific
12	Don McAulay	332	K	Syracuse

1986 DRAFT NOTES

- 2a Pick from Seattle as part of Bob Cryder trade of 1984
- 6 Patriots selection 164 overall traded to Tampa Bay for Buccaneers fifth-round pick in 1987
- 7a Pick from San Francisco as part of Matt Cavanaugh trade of 1983)

1985

Rd	Player	Pk	Pos	College
1a	Pick to San Francisco			
1b	Trevor Matich	28	OC	BYU
2a	Garin Veris	48	DE	Stanford
2b	Jim Bowman	52	DB	Central Michigan
2c	Ben Thomas	56	DE	Auburn
3a	Pick to San Francisco			
3b	Audrey McMillian	84	DB	Houston
4a	Tom Toth	102	OT	Western Michigan
4b	Gerard Phelan	108	WR	Boston College
5	(Pick to Cincinnati)			
6	(Pick to Philadelphia)			
7a	(Pick to LA Raiders)			
7b	(Pick to LA Raiders)			
8a	(Pick to Atlanta)			
8b	Miford Hodge	224	DE	Washington St.
9	(Pick to Pittsburgh)			
10	(Pick to Denver)			
11	Paul Lewis	295	RB	Boston University
12	Tony Mumford	328	RB	Penn State

1985 DRAFT NOTES

- 1a Patriots trade their 1st round choice, 16th overall, along with their third-round choice, 75th overall, to San Francisco for their first, 28th overall, second 56th overall, and third round, 84th overall, picks
- 2b Pick from LA Raiders part of Mike Haynes deal of 1983
- 4b Pick from LA Raiders part of Shelby Jordan deal of 1983
- 5 Pick to Cincinnati as part of WR Irving Fryar tradeup deal of 1984
- 6 Pick to Philadelphia as part of K Tony Franklin deal of 1984
- 7a Pick to LA Raiders as part of the Mike Haynes deal of 1983
- 8a Pick to Atlanta for DB Rod McSwain
- 8b Pick from San Francisco part of Matt Cavanaugh deal of 1983
- 9 Pick to Pittsburgh for WR Greg Hawthorne (1984)
- 10 Pick to Denver for P Luke Prestridge (1984)

1984

Rd	Player	Pk	Pos	College
1	Irving Fryar	1	WR	Nebraska
2	Ed Williams	43	LB	Texas
3	Jonathan Williams	70	RB	Penn State

PATRIOTS ALL-TIME DRAFT

1984 (CONT.)

5	Paul Fairchild	124	OG	Kansas
6	Ernest Gibson	151	DB	Furman
7a	Bruce Kallmeyer	184	K	Kansas
7b	Derwin Williams	192	WR	New Mexico
8	James Keyton	211	OT	Arizona State
9a	Scott Bolzan	238	OT	Northern Illinois
9b	David Windham	251	LB	Jackson State
11	Charlie Flager	292	OG	Washington St.
12	Harper Howell	319	TE	UCLA

SUPPLEMENTAL DRAFT:

1	Ricky Sanders	16	WR	SW Texas St.
2	Eric Jordan	43	RB	Purdue
3	Walter Lewis	70	QB	Alabama

1984 DRAFT NOTES

- 7b Pick from San Fran. for CB Ricky Smith
- 9b Pick from Washington for DE Tony McGee

1983

Rd	Player	Pk	Pos	College
1	Tony Eason	15	QB	Illinois
2	Darryal Wilson	47	WR	Tennessee
3a	Stephan Starring	74	WR	McNeese St.
3b	Steve Moore	80	OL	Tennessee St.
4	Johnny Rembert	101	LB	Clemson
5a	Smiley Creswell	118	DE	Michigan St.
5b	Darryl Lewis	128	TE	Texas-Arlington
6	Mike Bass	155	K	Illinois
7	Craig James	187	RB	SMU
	Washington-USFL			
8	Ronnie Lippett	214	DB	Miami (FL)
9a	Ricky Williams	233	RB	Langston
9b	Mark Keel	240	TE	Arizona
	Arizona—USFL			
10a	James Williams	264	TE	Wyoming
10b	Toby Williams	265	DE	Nebraska
10c	Tom Ramsey	267	QB	UCLA
	Los Angeles—USFL			
11a	Steve Parker	292	WR	Abilene Christian
11b	Calvin Eason	294	DB	Houston
12a	Waddell Kelly	319	RB	Arkansas St.
12b	Andy Ekern	326	OT	Missouri

1983 DRAFT NOTES

- 3b Pick from S.D. in Tim Fox trade
- 5a Pick from Chicago in LB Rod Shoate trade
- 9a Pick from New Orleans
- 10a Pick from NY Giants in LB Bill Matthews trade

- 10b Pick from New Orleans
- 11a Pick from New Orleans
- 12a Pick from New Orleans

1982

Rd	Player	Pk	Pos	College
1a	Ken Sims	1	DE	Texas
1b	Lester Williams	27	DT	Miami (FL)
2a	Robert Weathers	40	RB	Arizona St.
2b	Andre Tippett	41	LB	Iowa
2c	Darryl Haley	55	OT	Utah
3a	Cedric Jones	56	WR	Duke
3b	Clayton Weishuhn	60	LB	Angelo St.
4a	George Crump	85	DE	East Carolina
4b	Brian Ingram	111	LB	Tennessee
5	Fred Marion	112	DB	Miami (FL)
6	Ricky Smith	141	DB	Alabama State
7	Jeff Roberts	168	LB	Tulane
8	Ken Collins	197	LB	Washington St.
9	Kelvin Murdock	224	WR	Troy State
10	Brian Clark	253	K	Florida
11a	(Used to select WR Chy Davidson of Rhode Island in 1981 supplemental draft.)			
11b	Steve Sandon	296	QB	Northern Iowa
12	Greg Taylor	308	WR	Virginia

1982 DRAFT NOTES

- 1b Pick from San Francisco in TE Russ Francis deal
- 2a Pick from San Diego in FS Tim Fox deal
- 2b Pick from San Francisco in TE Russ Francis deal
- 2c Pick from San Francisco in TE Russ Francis deal
- 3b Pick from Seattle for RB Horace Ivory
- 4b Pick from San Francisco in TE Russ Francis deal
- 11b Pick from NY Giants for DB Bill Currier

1981

Rd	Player	Pk	Pos	College
1	Brian Holloway	19	OT	Stanford
2	Tony Collins	47	RB	East Carolina
3	(Pick to Minnesota)			
4	Don Blackmon	102	LB	Tulsa.
5	Steve Clark	130	DE	Kansas State
6	Ron Wooten	157	OG	North Carolina
7	Ken Toler	185	WR	Mississippi
8a	Ken Naber	194	P	Stanford
8b	Lin Dawson	212	TE	North Carolina St.
9	(Pick to Detroit)			
10	(Pick to Cleveland)			
11	Brian Buckley	295	QB	Harvard
12	Cris Crissy	323	DB	Princeton

PATRIOTS ALL-TIME DRAFT

1981 DRAFT NOTES

- 3 Pick to Minnesota for RB Chuck Foreman
- 8a Pick from N.O. for OG Sam Adams
- 9 Pick to Detroit for LB Ed O'Neill
- 10 Pick to Cleveland for DE Ernest Pirce

1980

Rd	Player	Pk	Pos	College
1a	Roland James	14	DB	Tennessee.
1b	Vagas Ferguson	25	RB	Notre Dame
2	Larry McGrew	45	LB	USC
3	Steve McMichael	73	DT	Texas
4	(Pick to Los Angeles)			
5	Doug McDougald	124	DE	VPI
6a	(Pick to Cleveland)			
6b	Preston Brown	160	WR	Vanderbilt
7	Tom Kearns	180	OG	Kentucky
8	Mike House	208	TE	Pacific
9	Barry Burget	235	LB	Oklahoma
10	Tom Daniel	266	OC	Georgia Tech
11	Mike Hubach	293	P	Kansas
12	Jimmy Jordan	320	QB	Florida State

1980 DRAFT NOTES

- 1b Pick from Houston in OT Leon Gray deal
- 4 Pick to Los Angeles in WR Harold Jackson deal
- 6a Pick to Cleveland for DE Mike St. Clair
- 6b From Houston in OT Leon Gray deal

1979

Rd	Player	Pk	Pos	College
1	Rick Sanford	25	DB	South Carolina
2	Bob Golic	52	LB	Notre Dame
3	(Pick to Los Angeles)			
4	Eddie Hare	106	P	Tulsa
5	John Zamberlin	135	LB	Pacific Lutheran
6	(Pick to Pittsburgh)			
7a	Judson Flint	177	DB	Memphis State
7b	(Pick forfeited)			
8	Randy Love	216	RB	Houston
9	John Spagnola	245	TE	Yale
10a	Martin Cox	270	WR	Vanderbilt
10b	Allan Clark	271	RB	Northern Arizona
11	(Pick to Washington)			
12	(Pick to Detroit)			

1979 DRAFT NOTES

- 3 Pick to Los Angeles in WR Harold Jackson deal
- 6 Pick to Pittsburgh for DE Dave Purefory
- 7a Pick from Washington

- 10a Pick from Denver for OT Tom Neville
- 12 Pick to Detroit for OT Bob McKay

1978

Rd	Player	Pk	Pos	College
1	Bob Cryder	18	G	Alabama
2	Matt Cavanaugh	50	QB	Pittsburgh
3	Carlos Pennywell	77	WR	Grambling
4	Dwight Wheeler	102	T	Tennessee St.
5	Bill Matthews	129	LB	South Dakota St.
6	Kem Coleman	156	LB	Mississippi
7	Mike Hawkins	188	LB	Texas A&I
8a	Terry Falcon	198	G	Montana
8b	Mosi Tatupu	215	RB	Southern Calif.
9	Tim Petersen	242	LB	Arizona State
10	Bryan Ferguson	269	DB	Miami
11	Charlie Williams	296	LB	Florida
12	John Gibney	328	C	Colgate

1978 DRAFT NOTES

- 8a Pick from Buffalo through Philadelphia for DB John Sanders

1977

Rd	Player	Pk	Pos	College
1a	Raymond Clayborn	16	DB	Texas
1b	Stanley Morgan	25	WR	Tennessee
2a	Horace Ivory	44	RB	Oklahoma
2b	Don Hasselbeck	52	TE	Colorado
3	Sidney Brown	82	DB	Oklahoma
4	Gerald Skinner	109	T	Arkansas
5	(Pick to St. Louis)			
6	(Pick to Houston)			
7	Ken Smith	192	WR	Arkansas-Pine Bluff
8	Brad Benson	219	G	Penn State
9	Jerry Vogeles	249	LB	Michigan
10a	John Rasmussen	276	T	Wisconsin
10b	Giles Alexander	279	DE	Tulsa
11	Ray Costict	303	LB	Mississippi State
12	Dave Preston	333	RB	Bowling Green

1977 DRAFT NOTES

- 1a Pick from San Francisco for QB Jim Plunkett
- 2a Pick from San Francisco for QB Jim Punkett
- 10b Pick from Oakland for RB Leon McQuay through Philadelphia for DB John Sanders

1976

Rd	Player	Pk	Pos	College
1a	Mike Haynes	5	DB	Arizona State
1b	Pete Brock	12	C	Colorado
1c	Tim Fox	21	DB	Ohio State

PATRIOTS ALL-TIME DRAFT

1976 (CONT.)

2	Ike Forte	35	RB	Arkansas
3	(Pick to Chicago)			
4	(Pick to Cleveland thru Philadelphia)			
5	(Pick to San Diego)			
6a	(Pick to New York Giants)			
6b	Greg Boyd	170	DE	San Diego State
7a	(Pick to Cincinnati)			
7b	Perry Brooks	202	DT	Southern
8a	(Pick to Philadelphia)			
8b	Stu Betts	235	RB	Northern Michigan
9	Doug Beaudoin	243	DB	Minnesota
10	Ricky Feacher	270	WR	Miss. Valley
11	Donnie Thomas	298	LB	Indiana
12	Nathaniel Bell	325	DT	Tulane
13	James Jones	352	DB	Central Michigan
14	David Quehl	382	WR	Holy Cross
15	Bernard Coleman	409	WR	Bethune-Cookman
16	Clifford Brown	436	DT	Tuskegee
17	Todd Anderson	466	C	Stanford

1976 DRAFT NOTES

- 1b Pick from San Francisco for QB Jim Plunkett
- 1c Pick from Houston through San Francisco for QB Jim Plunkett
- 3 Pick to Chicago for DE Tony McGee
- 4 Pick to Cleveland thru Philadelphia for LB Steve Zabel
- 5 Pick to San Diego for CB Bob Howard
- 6a Pick to NY Giants for RB Leon McQuay
- 6b Pick from Detroit for C Jon Morris
- 7a Pick to Cincinnati for RB Doug Dressler
- 7b Pick from Houston for TE Bob Adams
- 8a Pick to Philadelphia for LB Steve Zabel
- 8b Pick from Minnesota for C Doug Cumler

1975

Rd	Player	Pk	Pos	College
1	Russ Francis	16	TE	Oregon
2	Rod Shoate	41	LB	Oklahoma.
3	Pete Cusick	66	DT	Ohio State.
4a	Allen Carter	86	RB	So. California
4b	Steve Burks	91	WR	Arkansas State
5a	Steve Grogan	116	QB	Kansas State
5b	Steve Freeman	117	DB	Mississippi St.
6	(Pick to Detroit)			
7	Lawrence Williams	172	WR	Texas Tech
8	(Pick to Chicago)			
9	(Pick to Pittsburgh)			
10	(Pick to Pittsburgh)			

11	Rene Garnett	272	DB	Idaho State
12a	Matt Kendon	297	DT	Idaho State
12b	Conredge Holloway	306	QB	Tennessee
13	Joe Harvey	328	DE	Northern Michigan
14	Tom Gossom	353	WR	Auburn
15	Don Clayton	378	RB	Murray State
16	Kerry Marbury	403	RB	West Virginia
17	Myke Horton	428	T	UCLA

1975 DRAFT NOTES

- 4a From San Diego through Cleveland
- 5b Pick from Philadelphia for RB John Tarver
- 6 Pick to Detroit for RB Leon Crosswhite
- 8 Pick to Chicago for DE Tony McGee
- 9 Pick to Pittsburgh for DE Craig Hanneman
- 10 Pick to Pittsburgh for LB George Webster
- 12b Pick from Washington

1974

Rd	Player	Pk	Pos	College
1	(Pick to San Francisco)			
2a	Steve Corbett	30	G	Boston College
2b	Steve Nelson	34	LB	North Dakota St.
3	(Pick to Chicago through Washington)			
4	(Pick to Cincinnati)			
5a	Andy Johnson	113	RB	Georgia
5b	Charlie Battle	124	LB	Grambling
6a	(Pick to Baltimore)			
6b	Chuck Ramsey	141	P	Wake Forest
7	Maury Damkroger	178	LB	Nebraska
8	(Pick to Chicago)			
9	Ed McCartney	209	TE	NE Oklahoma
10	(Pick to Pittsburgh)			
11	Archie Gibson	268	RB	Utah State
12	Eddie Foster	296	T	Oklahoma
13	Phil Benett	321	RB	Boston College
14	Cecil Bowens	346	RB	Kentucky
15	Sam Hunt	374	LB	Stephen F. Austin
16	Lucious Selmon	399	DT	Oklahoma
17	Gary Hudson	424	DB	Boston College

1974 DRAFT NOTES

- 1 Pick to San Francisco for TE Bob Windsor
- 2a Pick from Chicago
- 3 Pick to Chicago through Washington for DE Donnel Smith and Washington's 1974 seventh-round choice
- 4 Pick to Cincinnati for LB Bill Peterson
- 5b Pick from Washington through New Orleans
- 6a Pick to Baltimore for DB Jack Mildren
- 6b Pick from Philadelphia for DE Dennis Wirgowski

PATRIOTS ALL-TIME DRAFT

- 7 Pick from Washington along with LB Brad Dusek for LB Brad Dusek and the Patriots 1974 third-round choice
9 Pick from Houston for LB Steve Kiner

1973

Rd	Player	Pk	Pos	College
1a	John Hannah	4	G	Alabama
1b	Sam Cunningham	11	RB	Southern Cal
1c	Darryl Stingley	19	WR	Purdue
2	(Pick to Cleveland thru N.Y. Giants)			
3a	Brad Dusek	56	DB	Texas A&M
3b	Charles Davis	73	RB	Alcorn A&M
4	Allen Gallaher	82	T	So. California
5	Doug Dumler	193	C	Nebraska
6	(Pick to New Orleans)			
7	(Pick to Miami)			
8	Isaac Brown	186	RB	W. Kentucky
9	David Callaway	212	T	Texas A&M
10	Dan Ruster	238	DB	Oklahoma
11	Homer May	264	TE	Texas A&M
12	Bruce Barns	290	P	UCLA
13	Alan Lowry	316	DB	Texas
14	Raymond Hamilton	342	LB	Oklahoma
15	Conde Pugh	368	DB	Norfolk State
16	Mike Kutter	394	DE	Concordia
17	Eddie McAshan	420	QB-DB	Georgia Tech

1973 DRAFT NOTES

- 1b Pick from Los Angeles for DE Fred Dryer
1c Pick from Chicago for RB Carl Garrett
3b Pick from Dallas for WR Ron Sellers
6 Pick to New Orleans for LB Jim Flanigan
7 Pick to Miami for T Wayne Mass

1972

Rd	Player	Pk	Pos	College
1a	(Pick to Minnesota as compensation for Joe Kapp)			
1b	(Pick to N.Y. Giants)			
2a	(Pick to Dallas)			
2b	Tom Reynolds	49	WR	San Diego State
3a	(Pick to Dallas)			
3b	Jim White	73	DE	Colorado State U.
4	(Pick to Dallas)			
5a	(Pick to Baltimore)			
5b	Ron Bolton	124	DB	Norfolk State
6	(Pick to Atlanta thru N.Y. Giants)			
7a	Clark Hoss	165	TE	Oregon State
7b	John Tarver	166	RB	Colorado
8	Steve Beyrle	195	G	Kansas State
9	Mike Kelson	220	T	Arkansas

10	Mel Caraway	245	DB	N.E. Oklahoma
11	Rodney Cason	269	T	Angelo State
12	Steve Booras	296	DE	Mesa J.C.
13	Sam Elmore	325	DB	E. Michigan
14	Ed Rieout	350	WR	Boston College
15	John Kilmek	375	TE	Pittsburgh
16	Eric Dahl	400	DB	San Jose State
17	Junior Ah You	425	LB	Arizona State

1972 DRAFT NOTES

- 1b Pick from Los Angeles for Phil Olsen sent to N.Y. Giants in trade for Fred Dryer
2a Pick to Dallas for DE Halvor Hagen and WR Harold Jackson
2b Pick from Kansas City for G Mo Moorman
3a Pick to Dallas for DE Halvor Hagen and WR Harold Jackson
3b Pick from Washington through L.A. Rams
4 Pick to Dallas for LB Steve Kiner
5b Pick from Oakland C Warren Koegel
6 Pick to Atlanta through Giants for WR Reggie Rucker
7b Pick from San Diego for RB Eddie Ray

1971

Rd	Player	Pk	Pos	College
1	Jim Plunkett	1	QB	Stanford
2	Julius Adams	27	DT	Texas Southern
3	(Pick to Buffalo through Oakland)			
4	(Pick to Denver)			
5	Tim Kelly	105	LB	Notre Dame
6	David Hardt	131	TE	Kentucky
7	(Pick to Oakland)			
8	(Pick to Buffalo)			
9	Josh Ashton	209	RB	Tulsa
10	Layne McDowell	235	T	Iowa
11	Dan Schneiss	261	TE	Nebraska
12	John Rodman	287	T	Northwestern
13	Lewis Swain	313	DB	Alabama A&M
14	Alfred Sykes	339	WR	Florida A&M
15	Nick McGarry	365	TE	Massachusetts
16	Jim Zikmund	391	DB	Kearney State
17	Ronald Leigh	417	DE	Elizabeth City St.

1971 DRAFT NOTES

- 3 Pick to Buffalo through Oakland for DE Ike Lassiter
4 Pick to Denver
7 Pick to Oakland for DE Ike Lassiter
8 Pick to Buffalo

1970

Rd	Player	Pk	Pos	College
1	Phil Olsen	4	DT	Utah State
2	Pick to Houston			

PATRIOTS ALL-TIME DRAFT

1970 (CONT.)

3	Mike Ballou	56	LB	UCLA
4	Eddie Ray	83	DB	LSU
5	Bob Olson	107	LB	Notre Dame
6	Pick to Buffalo			
7	Odell Lawson	160	RB	Langston, Okla
8	(Pick to New York Jets)			
9	Dennis Wirgowski	212	DE	Purdue
10	Henry Brown	239	K-WR	Missouri
11	Dennis Bramlett	261	T	Texas-El Paso
12	Greg Roero	291	DT	N. Mex. Highlands
13	Ronnie Shelley	316	DB	Troy State
14	Garvie Craw	343	RB/TE	Michigan
15	Kent Schoolfield	368	WR	Florida A&M
16	Otis McDaniel	395	DE	Tuskegee
17	Joe Killingsworth	420	WR	Oklahoma

1970 DRAFT NOTES

- 2 Pick to Houston for RB Sid Blanks, CB Larry Carwell, LB Ron Caveness and WR Charlie Frazier
- 5 Pick from Miami for LB Nick Buoniconti
- 6 Pick to Buffalo for S Tom Janik
- 8 Pick to N.Y. Jets

1969

Rd	Player	Pk	Pos	College
1	Ron Sellers	6	SE	Florida State
2	Mike Montler	32	G	Colorado
3	Carl Garrett	58	RB	N.M. Highlands
4	(Pick to Denver through Kansas City)			
5	Onree Jackson	110	QB	Alabama A&M
6	(Pick to Oakland)			
7	Rick Hackley	162	T	New Mexico State
8	Bob Gladieux	188	RB	Notre Dame
9a	Steve Alexakos	209	G-LB	San Jose St.
9b	Joe Walker	214	DE	Albany State
10	Dennis Devlin	240	DB	Wyoming
11	Barry Gallup	266	SE	Boston College
12	Richard Lee	292	DT	Grambling
13	Joe Leasey	318	LB	Alcorn A&M
14	John Cagle	344	LB	Clemson
15	Brant Conley	370	RB-P	Tulsa
16	Jim Vuono	396	LB	Adams State
17	George Muse	422	LB-DB	Grambling

1969 DRAFT NOTES

- 4 Pick to Denver through Kansas City for RB Gene Thomas
- 6 Pick to Oakland for LB John Williamson
- 9a Pick from Buffalo for RB Bob Cappadonna

1968

Rd	Player	Pk	Pos	College
1	Dennis Byrd	6	DT	North Carolina State
2	Tom Funchess	32	T	Jackson State
3	Aaron Marsh	60	FL	Eastern Kentucky
4	R.C. Gamble	88	RB	South Carolina St.
5	Jim Smithberger	116	DB	Notre Dame
6	Pick to Cincinnati			
7	John Schneider	170	QB	Toledo
8	Daryl Johnson	197	DB	Morgan State
9	(Pick to Houston)			
10	John Outlaw	249	DB	Jackson State
11	Paul Feldhausen	278	T	Northland, Wis.
12	James Cheyunski	305	LB	Syracuse
13	Max Huber	332	T	Brigham Young
14	Henry McKay	358	E	Guilford
15	Art McMahan	385	DB	No. Carolina St.
16	Charles Fulton	413	RB	Tennessee
17	Ed Koontz	440	LB	Catawba

1968 DRAFT NOTES

- 6 Pick to Cincinnati
- 9 Pick to Houston for QB Don Trull

1967

Rd	Player	Pk	Pos	College
1	John Charles	21	DB	Purdue
2	(Pick to Kansas City)			
3	(Pick to New York Jets)			
4	Ed Philpott	101	DE	Miami (Ohio)
5	Melvin Witt	128	DE	Arlington State
6	Ron Medlen	154	DE	SMU
7	Robert Leo	180	HB	Harvard
8	Tom Fussell	206	DT	LSU
9	Charlie Thornhill	232	DB	Michigan St.
10	John Runnels	257	LB	Penn State
11	Leroy Mitchell	283	FL	Texas Southern
12	Dave Davis	310	T	Harvard
13	Ray Ilg	336	LB	Colgate
14	Bobby Beard	361	LB	Auburn
15	Tom Folliard	388	LB	Mississippi State
16	Dik Nocera	414	HB	Southern Conn.
17	Bobby Nichols	440	TE	Boston Univ.

1967 DRAFT NOTES

- 2 Pick to Kansas City
- 3 Pick to New York Jets for WR Jim Colcough

PATRIOTS ALL-TIME DRAFT

1966

Rd	Player	Pk	Pos	College
1a	Karl Singer	T		Purdue
1b	Willie Townes	T		Tulsa
2a	Jim Boudreaux	T		La. Tech
2b	Ken Avery	LB		Miss. Southern
3a	Harold Lucas	T		Mich. State
3b	Ed Toner	G		U. Massachusetts
4a	(Pick to New York)			
4b	Heath Wingate	T		Bowling Green
5a	John Mangum	T		Miss. Southern
5b	Ray Perkins	E		Alabama.
6a	Dan Irby	T		Louisiana Tech
6b	Joe Avezzano	G		Florida State
7a	Jim Battles	T		Southern U
7b	Brent Caston	DB		Mississippi
8a	Sam Montgomery	DB		Southern
8b	Tom Schaefer	RB		Chattanooga
9a	Doug Satcher	LB		Southern
9b	Jack White	QB		Penn State
10	Dennis Brewster	T		BYU
10b	Bob Ellis	HB		Massachusetts
11	(Pick to New York)			
11b	Jay Marion	DB		Wyoming
12	Dick Fugere	LB		Cincinnati
13	Tom Carr	FB		Bates St.
14	Bob Hall	DB		Brown
15	Billy Laird	QB		La. Tech
16	Buddy Owens	G		Michigan State
17	Dick Capp	DE		Boston College
18	John Pincavage	E-DB		Virginia
19	Joe Novogratz	G		Pittsburgh
20	Paul Soule	HB		Bowdoin

1965

Rd	Player	Pk	Pos	College
1a	Jerry Rush	T		Michigan State
1b	Dave McCormick	T		LSU
2a	(Pick to Houston)			
2b	Bob Kowlowski	T		Virginia
3a	Jim Whalen	E		Boston College
3b	Bob Cappadonna	FB		Northeastern
4a	Ellis Johnson	HB		S.E. Louisiana
4b	Dick Arrington	G		Notre Dame
5a	Corwyn Aldredge	E		N.W. Louisiana
5b	Dennis Smith	DE		Cincinnati
6a	Justin Canale	G		Mississippi State
6b	Billy Ezell	DB		LSU

7a	Tom Neville	T		Mississippi State
7b	John Hankinson	QB		Minnesota
8a	Fred Brown	E		Miami
8b	Beau Colle	DB		LSU
9a	Bob Malone	T		Louisiana Tech
9b	Charles Brown	T		Tulsa
10	(Pick to Buffalo)			
10b	Dave Hettema	T		New Mexico
11a	John Frechette	T		Boston College
11b	Roy Schmidt	G		Long Beach State
12a	Jim Weatherly	DB		Mississippi
12b	Leon Stanridge	E		San Diego State
13	Charlie Green	QB		Wittenberg
14	Jay Cunningham	HB		Bowling Green
15	Ted Rodosevitch	G		Cincinnati
16	George Pyne	T		Olivet
17a	White Graves	DB		LSU
17b	Dave Lee	E		Louisiana Tech
18	Ed Meixler	LB		Boston University
19	Jim Nance	FB		Syracuse
20	Fred Fugazzi	FB		Missouri Valley

1965 DRAFT NOTES

- 2a Pick to Houston for C Bob Schmidt
- 10 Pick to Buffalo for DE Mack Yoho

1964

Rd	Player	Pk	Pos	College
1	Jack Concannon	QB		Boston College
2	Jim Kelly	E		Notre Dame
3	(Pick to Denver)			
4	Jon Morris	E		Holy Cross
5	(Pick to San Diego)			
6	Jim Mazurek	G		Syracuse
7	T.W. Alley	T		William & Mary
8a	J.D. Garrett	HB		Grambling
8b	Roger Lalonde	T		Muskingum
9	Lennie St. Jean	E		N. Michigan
10	(Pick to Buffalo)			
11	Jim Barrett	HB		Boston College
12	(Pick to Kansas City)			
13	Joe Scarpati	DB		N. Carolina State
14	Jim Wilson	T		Georgia
15	Tony Gibbons	T		John Carroll
16	Pete Pedro	HB		West Texas State
17	Gary Wood	QB-HB		Cornell
18	Joe Tiller	T		Montana State
19	Bill Dawson	E		Florida State
20	Lonnie Farmer	LB		Chattanooga

PATRIOTS ALL-TIME DRAFT

1964 (CONT.)

21	Tony Lawrence	T	Bowling Green
22	Dave Archer	T	Syracuse
23	Dave Humenick	T	Notre Dame
24	Larry Bartolameci	T	West Virginia
25	Bryan Generalovich	E	Pittsburgh
26	Dick Niglio	HB	Yale

1964 DRAFT NOTES

- 3 Pick to Denver
- 5 Pick to San Diego for DT Billy Hudson
- 10 Pick to Buffalo
- 12 Pick to Kansas City

1963

<i>Rd</i>	<i>Player</i>	<i>Pk</i>	<i>Pos College</i>
1	Art Graham	E	Boston College
2	LeeRoy Jordan	C	Alabama
3	Bob Vogel	T	Ohio State
4	Bob Reynolds	T	Bowling Green
5	Lou Cioci	G	Boston College
6	Sam Silas	T	Southern Illinois
7	Dick Williamson	E	Alabama
8	Rod Foster	G	Ohio State
9	Jim Simon	E	Miami
10	Don McKinnon	C	Dartmouth
11a	Dave Hayes	FB	Penn State
11b	Dave Watson	G	Georgia Tech
12a	Bill Gambrell	HB	South Carolina
12b	Tim Gauntner	HB	John Carroll
13a	Dave Adams	T	Arkansas
13b	Ralph Ferrissi	FB	So. Connecticut
14	Whaley Hall	T	Mississippi
15	Bob Dentel	C	Miami
16	Wes Bryant	T	Arkansas
17	Tom Neumann	HB	Michigan
18	Dave O'Brien	T	Boston College
19	Pat McCarthy	QB	Holy Cross
20	Jim Bradshaw	HB	Chatanooga
21	Gary Sherman	HB	Bowling Green
22	Nate Craddock	FB	Parsons
23	Al Snyder	HB	Holy Cross
24	Dick Schultz	T	Ohio
25	Dennis Gaubatz	G	Louisiana State U
26	Jim Tullis	HB	Florida A&M
27	Dave Adams	T	Arkansas
28	Ron Whaley	HB	Chattanooga
29	Dock Kelly	G	Georgia

1963 DRAFT NOTES

- 11a Pick from Houston
- 12a Pick from Buffalo

1962

<i>Rd</i>	<i>Player</i>	<i>Pk</i>	<i>Pos College</i>
1	Gary Collins	E	Maryland
2	LeRoy Jackson	HB	W. Illinois
3	Sherwyn Thorson	G	Iowa
4	(Pick to Houston)		
5	(Pick to Dallas)		
6	John Schopf	T	Michigan
8	Benny McRae	HB	Michigan
9	Bill Triplett	FB	Miami, Ohio
10	John Knight	HB	Valparaiso
11	(Pick to Buffalo)		
12	(Pick to Oakland)		
13	Nick Buoniconti	G	Notre Dame
14	Chas. Sieminski	T	Penn State
15	Gerry Goerlitz		N. Michigan
16	Ken Byers	G	Cincinnati
17	Scott Maentz	E	Michigan
18	Tom Chandler	T	Florida A&M
19	Ron Myers	E	Villanova
20	Tom Neck	HB	LSU
21	John Traynham	HB	VMI
22	Bob Asack	T	Columbia
23	Walt Crate	HB	Penn Military
24	Don Christman	C	Richmond
25	Bob Stem	C	Richmond
26	Jim Field	QB	LSU
27	Al Gursky	HB	Penn State
28	Charles Dickerson	T	Illinois
29	Julius. Fincke	T	McNeese State
30	John L. Finn	T	Louisville
31	Mike Ingram	G	Ohio State
32	Charles Taylor	HB	Mississippi
33	Steve Jastrzembski	E	Pittsburgh
34	Ray Lardani	T	Miami (Fla.)

1962 DRAFT NOTES

- 4 Pick to Houston for G Houston Antwine

1961

<i>Rd</i>	<i>Player</i>	<i>Pk</i>	<i>Pos College</i>
1	Tommy Mason	HB	Tulane
2	Rip Hawkins	C	North Carolina
3	Danny LaRose	E	Missouri
4	Mike Zeno	G	Virginia Tech
5	Fran Tarkenton	QB	Georgia

PATRIOTS ALL-TIME DRAFT

6	Larry Eisenhauer	T	Boston College	James Hickman	T-G	Penn State
7	Paul Terhes	QB	Bucknell	Robert Krantz	FB	Penn State
8	Charles Long	G	Chattanooga	Joe Kulbacki	HB	Purdue
9	Roland Lakes	C	Wichita	Dee Mackey	E	E. Texas St.
10	Richard Mueller	E	Kentucky	Leon Manley	G	W. Texas St.
11	Mel West	HB	Missouri	Cliff Manning	T-G	Hardin-Simmons
12	Wayne Harris	C	Arkansas	Pete Manning	E	Wake Forest
13	Dan Underwood	T	McNeese State	Edward Mazurek	T	Xavier
14	James Wright	QB	Memphis State	Bell Meglen	G	Utah State
15	(Pick to Dallas)			Frank Mestnik	FB	Marquette
16	George Balthazar	T	Tennessee A&I	Ron Mix	T	USC
17	Ray Ratkowski	HB	Notre Dame	Irvin Nikolai	E	Stanford
18	Tom Rodgers	HB	Kentucky	Jim Prestel	T	Idaho
19	Joe Bellino	HB	Navy	Bob Salerno	G	Colorado
20	Dan Oakes	G	VPI	Gerhardt Schwedes	HB	Syracuse
22	Bob Johnson	E	Michigan	Richard Soergel	QB	Oklahoma St.
23	Darrel DeDecker	C	Illinois	Larry Wagner	T	Vanderbilt
24	Don Webb	HB	Iowa State	Harvey White	QB	Clemson
25	Robert Minihiene	T	Boston University	Tirey Wileman	HB	SMU
26	Charles Granger	T	Southern U. (La.)	Gary Wisener	E	Baylor
27	Terry Huxhold	T	Wisconsin			
28	Bryant Harvard	QB	Auburn			
29	Ernie McMillan	T	Illinois			
30	George Hulz	T	Mississippi Southern			

1960

FIRST SELECTIONS:

<i>Player</i>	<i>Pk</i>	<i>Pos</i>	<i>College</i>
Buddy Allen	HB		Utah State
Ron Burton	HB		Northwestern
Dale Chamberlain	FB		Miami, O.
Henry Christopher	E		SMU
Dan Colchicco	E		San Jose State
Jack Cummings	QB		North Carolina St.
James Davis	C		Oklahoma
Sarafine Fazio	C		Pittsburgh
Max Fugler	C		LSU
Jim Gardner	T		Duke
James Goodyear	T-G		Wake Forest
Dave Harris	HB		Kansas
Al Henderson	T		Colorado State

SECOND SELECTIONS:

<i>Player</i>	<i>Pk</i>	<i>Pos</i>	<i>College</i>
1. Dave Ames	HB		Richmond
2. James Boeke	T/G		Heidelberg
3. Billy Brewer	QB		Ole Miss.
4. Emanuel Congedo	T/G		Villanova
5. Pat Dye	T/G		Georgia
6. John Farrington	WR		Prairie View
7. Rich Grecni	C		Ohio U.
8. Bud Jones	WR		SMU
9. Don Kacmarek	T/G		North Dakota
10. John Lawrence	T/G		North Carolina St.
11. Ron Maltony	T/G		Purdue
12. Bobby Pate	RB		Presbyterian
13. Jack Rudolph	LB		Georgia Tech
14. Frank Sally	T/G		California
15. Bob Spada	E		Duke
16. Pete Tunney	HB		Occidental
17. Jim Webster	HB		Marquette
18. John Wilcox	T/G		Oregon1962

PATRIOTS TRADES 2000-05

Note: For the Patriots all-time trades (1960-present, please visit <http://www.patriots.com/history>).

2000

- 4/16 The Patriots acquired San Francisco's 2001 sixth round pick for the Patriots 2000 seventh-round pick (212th overall) which was acquired from Philadelphia.
- 8/7 The Patriots acquired Dane Looker from the St. Louis Rams for a sixth round draft choice in 2002.

2001

- 4/21 The Patriots acquired Pittsburgh's 2001 second-round (50th overall) and fourth-round (112th overall) picks for the Patriots 2001 second-round (39th overall - LB Kendrell Bell) pick.
- 4/21 The Patriots acquired Detroit's 2001 second-round (48th overall pick for a 2001 second-round (50th overall, from Pittsburgh) pick and sixth-round (173rd overall, from San Francisco) pick.
- 4/21 The Patriots acquired Minnesota's 2001 third-round (86th overall) pick and fourth-round (119th overall) pick for the Patriots third-round (69th overall) pick.
- 4/22 The Patriots acquired San Diego's 2001 fourth-round (96th overall - OL Kenyatta Jones) pick for the Patriots fourth-round (112th overall) and fifth-round (139th overall) picks.
- 4/22 The Patriots acquired Detroit's 2001 sixth-round (180th overall) and seventh-round (216th overall) pick for the Patriots 2001 fifth-round (149th overall, from N.Y. Jets) pick.
- 4/22 The Patriots acquired Jacksonville's 2002 fifth-round pick for the Patriots 2001 sixth-round (170th overall) pick.

2002

- 3/8 The Patriots received Green Bay's fourth round draft pick (117th overall) in the 2002 draft and a conditional pick in the 2003 draft (fourth round - 128th overall) for WR Terry Glenn.
- 4/20 The Patriots acquired the Washington Redskins first round pick (21st overall) of the 2002 draft in exchange for their 2002 first round pick (32nd overall), third-round (96th overall) and seventh-round (234th overall).
- 4/21 The Patriots acquired the Buffalo Bills 2003 first-round choice (14th overall) in exchange for QB Drew Bledsoe.
- 4/21 The Patriots acquired the Denver Broncos fourth-round pick (117th overall) in exchange for their 2002 fourth-round (131st overall) and fifth-round (144th overall) choices.
- 4/21 The Patriots obtained the Dallas Cowboys seventh round selection (237th overall), along with 2003 fifth-round choice, in exchange for the Patriots 2002 fifth round pick (168th overall).
- 6/27 The Patriots received an undisclosed future draft choice from St. Louis for LB Kole Ayi.
- 8/19 The Patriots traded veteran offensive tackle Grant Williams to the St. Louis Rams in exchange for a seventh-round (225th overall) draft choice.

2003

- 3/6 The Patriots traded tackle Greg Randall to the Houston Texans in exchange for a fifth-round (154th overall) draft choice in the 2003 draft.
- 3/6 The Patriots traded a third (81st overall) and fifth-round (140th overall) selection in the 2003 draft to the Washington Redskins in exchange for a third round selection (75th overall) in 2003 and a fourth-round selection in 2004.
- 4/14 The Patriots traded safety Tebucky Jones to the New Orleans Saints for a third-round pick (78th overall) and seventh-round pick (239th overall) in the 2003 draft, as well as a fourth-round pick in the 2004 draft (113th overall).
- 4/25 The Patriots traded a third-round pick in 2003 (78th overall) to the Miami Dolphins for their second-round pick in the 2004 draft.
- 4/26 The Patriots traded a first round pick in 2003 (14th overall) and a 2003 six round pick (193rd overall) to Chicago for their first round pick (13th overall).
- 4/26 The Patriots traded a first round pick in 2003 (19th overall) to Baltimore for a 2003 second-round pick (41st overall) and their 2004 first round pick (21st overall).
- 4/26 The Patriots traded a second-round pick (41st overall) and a third-round pick (75th overall) to the Houston Texans for a second-round pick (36th overall) and a fourth-round pick (117th overall).
- 4/26 The Patriots traded a second-round pick (50th overall) and a fourth-round pick (120th overall) to the Carolina Panthers for a second-round pick (45th overall).
- 4/27 The Patriots traded a fourth-round pick in 2003 (128th overall) and a fifth round pick in 2003 (157th overall) to the Denver Broncos for a fourth-round pick in 2003 (120th overall).
- 4/27 The Patriots traded a fifth round pick in 2003 (154th overall) and a seventh-round pick in 2003 (225th overall) to the Tennessee Titans for a fifth round pick in 2003 (164th overall), a sixth round pick in 2003 (201st overall) and a seventh-round pick in 2003 (243rd overall).
- 8/19 The Patriots acquired NT Ted Washington from the Chicago Bears in exchange for a 2004 fourth-round pick (104th overall).
- 8/26 The Patriots acquired G Jamil Soriano from the Chicago Bears for a conditional draft pick.

2004

- 4/19 The Patriots acquired RB Corey Dillon from the Cincinnati Bengals for a 2004 second round draft pick (56th overall).
- 8/17 The Patriots traded LB Quinn Dorsey to the Chicago Bears for a conditional draft pick.

2005

- 3/4 The Patriots acquired CB Duane Starks from the Arizona Cardinals along with a fifth round pick in the

PATRIOTS TRADES 2005-09

2005 draft (145th overall) in exchange for a third-round pick (95th overall) and a fifth round pick (168th overall).

- 4/23 The Patriots traded a second-round choice in the 2005 draft (64th overall) to the Baltimore Ravens in exchange for a third round selection in 2005 (84th overall), a sixth-round choice in 2005 (195th overall) and Baltimore's third-round pick in the 2006 draft (75th overall).
- 4/24 The Patriots traded a fifth round pick in the 2005 draft (145th overall) and a sixth-round choice in the 2005 draft (206th overall) to the Detroit Lions in exchange for Detroit's fourth-round pick in the 2006 draft (106th overall).
- 4/24 The Patriots traded a sixth round pick in the 2005 draft (195th overall) and a seventh-round pick in the 2005 draft (246th overall) to the Green Bay Packers in exchange for a sixth round selection in the 2005 draft (175th overall).
- 4/24 The Patriots traded a sixth-round choice in the 2005 draft (175th overall) to the Oakland Raiders in exchange for a seventh-round pick in the 2005 draft (230th overall) and a fifth round selection in the 2006 draft (136th overall).
- 8/22 The Patriots acquired WR Andre' Davis from the Cleveland Browns in exchange for a 2006 fifth-round draft choice (152nd overall).

2006

- 4/29 The Patriots traded a second-round pick in the 2006 draft (52nd overall) and a third-round pick in the 2006 draft (75th overall) to the Green Bay Packers in exchange for a second-round pick in the 2006 draft (36th overall).
- 6/6 The Patriots acquired DT Johnathan Sullivan from the New Orleans Saints in exchange for WR Bethel Johnson.
- 8/8 The Patriots traded OL Ross Tucker to the Cleveland Browns in exchange for a conditional draft choice.
- 8/21 The Patriots traded T Brandon Gorin to the Arizona Cardinals in exchange for a sixth-round selection in the 2007 NFL Draft (180th overall).
- 9/1 The Patriots traded RB Patrick Cobbs to the Pittsburgh Steelers in exchange for a conditional draft choice.
- 9/2 The Patriots acquired WR Doug Gabriel from the Oakland Raiders in exchange for a fifth-round selection in the 2007 NFL Draft (165th overall).
- 9/11 The Patriots traded WR Deion Branch to the Seattle Seahawks in exchange for a first-round selection in the 2007 NFL Draft (24th overall).

2007

- 3/5 The Patriots acquired WR Wes Welker from the Miami Dolphins in exchange for a second-round selection in the 2007 NFL Draft (60th overall) and a seventh-round selection in the 2007 NFL Draft (238th overall).
- 4/28 The Patriots traded a first-round selection in the 2007 NFL Draft (28th overall) to the San Francisco 49ers in exchange for a first-round selection in the 2008 NFL

Draft and a fourth-round selection in the 2007 NFL Draft (110th overall) - Later traded for WR Randy Moss).

- 4/28 The Patriots traded a third-round selection in the 2007 NFL Draft (91st overall) to the Oakland Raiders in exchange for a third-round selection in the 2008 NFL Draft and a seventh-round selection in the 2007 NFL Draft (211th overall).
- 4/29 The Patriots acquired WR Randy Moss from the Oakland Raiders in exchange for a fourth-round selection in the 2007 NFL Draft (110th overall).
- 8/7 The Patriots acquired CB Dante Wesley from the Chicago Bears in exchange for a conditional draft choice.

2008

- 4/26 The Patriots acquired a 2008 first-round selection (10 overall) and a 2008 third-round selection (78th overall) from the New Orleans Saints in exchange for a 2008 first-round selection (7th overall) and a 2008 fifth-round selection (164th overall).
- 4/27 The Patriots acquired a 2009 second-round selection and a 2008 fifth-round selection (160th overall) from the San Diego Chargers in exchange for a 2008 third-round selection (69th overall).
- 4/27 The Patriots acquired a 2008 fifth-round selection (153rd overall) from the Tampa Bay Buccaneers in exchange for a 2008 fifth-round selection (160th overall) and a 2008 seventh-round selection (238th overall).

2009

- 2/28 The Patriots acquired a 2009 second-round selection (34th overall – S Patrick Chung) from the Kansas City Chiefs in exchange for quarterback Matt Cassel and linebacker Mike Vrabel.
- 3/5 The Patriots acquired wide receiver Greg Lewis and an undisclosed selection in the 2010 NFL Draft from Philadelphia in exchange for a 2009 fifth-round selection (159th overall – T Fenuki Tupou).
- 4/25 The Patriots acquired a 2009 first-round selection (26th overall – LB Clay Matthews) and a 2009 fifth-round selection (162nd overall – T Jamon Meredith) from the Baltimore Ravens in exchange for a 2009 first-round selection (23rd overall – T Michael Oher).
- 4/25 The Patriots acquired a 2009 second-round selection (41st overall – DB Darius Butler), a 2009 third-round selection (73rd overall – RB Derek Cox) and a 2009 third-round selection (83rd overall – WR Brandon Tate) from the Green Bay Packers in exchange for a 2009 first-round selection (26th overall – LB Clay Matthews) and a 2009 fifth-round selection (162nd overall – T Jamon Meredith).
- 4/25 The Patriots acquired a 2009 second-round selection (40th overall – DL Ron Brace) from the Oakland Raiders in exchange for a 2009 second-round selection (47th overall – S Michael Mitchell), a 2009 fourth-round selection (124th overall – WR Louis Murphy) and a 2009 sixth-round selection (199th overall – DE Stryker Sulak).
- 4/26 The Patriots acquired a 2009 seventh-round selection (232nd overall) and a 2010 second-round selection from the Jacksonville Jaguars in exchange for a 2009 third-round selection (73rd overall – RB Derek Cox).

PATRIOTS TRADES 2009-12

2009 (CONT.)

- 4/26 The Patriots acquired a 2010 second-round selection from the Tennessee Titans in exchange for a 2009 third-round selection (89th overall – TE Jared Cook).
- 4/26 The Patriots acquired a 2009 fifth-round selection (137th overall – LB Jason Phillips) and a 2009 fifth-round selection (141st overall – WR Kenny McKinley) from the Philadelphia Eagles in exchange for CB Ellis Hobbs.
- 4/26 The Patriots acquired a 2009 fourth-round selection (123rd overall – OL Rich Ohrnberger) and a 2009 sixth-round selection (198th overall – LS Jake Ingram) from the Baltimore Ravens in exchange for a 2009 fifth-round selection (137th overall – LB Jason Phillips) and a 2009 fifth-round selection (141st overall – WR Kenny McKinley).
- 4/30 The Patriots acquired TE Alex Smith from the Tampa Bay Buccaneers in exchange for a 2010 fifth-round draft selection.
- 8/6 The Patriots acquired LB Derrick Burgess from the Oakland Raiders in exchange for a 2010 third-round draft selection and a 2010 fifth-round selection.
- 8/17 The Patriots acquired a 2010 fifth-round selection from the Denver Broncos in exchange for DL Le Kevin Smith and a 2010 seventh-round selection.
- 8/25 The Patriots acquired a seventh-round pick in 2010 from the Denver Broncos in exchange for OL Russ Hochstein.
- 9/5 The Patriots acquired a 2011 sixth-round draft selection from the New Orleans Saints in exchange for TE David Thomas.
- 9/5 The Patriots acquired TE Michael Matthews from the New York Giants for a conditional draft selection.
- 9/6 The Patriots acquired a 2011 first-round draft selection from the Oakland Raiders in exchange for DE Richard Seymour.
- 9/22 The Patriots acquired LB Prescott Burgess from the Baltimore Ravens in exchange for a conditional draft selection.

2010

- 4/23 The Patriots acquired Denver's 2010 first-round pick (24th overall) and their 2010 fourth-round pick (113th overall) during a 2010 draft day trade in exchange for the Patriots 2010 first-round pick (22nd overall).
- 4/23 The Patriots acquired Dallas's 2010 first-round pick (27th overall) and their 2010 third-round pick (90th overall) during a 2010 draft day trade in exchange for the Patriots 2010 first-round pick (24th overall) and a 2010 fourth-round pick (119th overall).
- 4/24 The Patriots acquired Oakland's 2010 second-round pick (42nd overall) during a 2010 draft day trade in exchange for a 2010 second-round pick (44th overall) and the Patriots assigned 2010 sixth-round pick (190th overall).
- 4/24 The Patriots acquired Arizona's 2010 second-round pick (58th overall) and 2010 third-round pick (89th overall) during a 2010 draft day trade in exchange for a 2010 second-round pick (47th overall). The Patriots

had acquired the 47th overall in a draft day trade in exchange for a 2009 third-round selection (Jared Cook).

- 4/24 The Patriots acquired Carolina's 2011 second-round pick during a 2010 draft day trade in exchange for the Patriots third-round pick (89th pick overall).
- 4/24 The Patriots acquired Houston's 2010 second-round pick (62nd overall) and 2010 fifth-round pick (150th overall) during a draft day trade in exchange for the Patriots 2010 second-round pick (58th overall).
- 4/24 The Patriots acquired Washington's 2010 seventh-round pick (208th overall) during a 2010 draft day trade in exchange for two Patriots 2010 seventh-round picks (229th overall) and (231st overall).
- 8/23 The Patriots acquired OL Quinn Ojinnaka from the Atlanta Falcons for a 2011 seventh-round draft choice.
- 9/5 The Patriots acquired S Jarrad Page from the Kansas City Chiefs for a 2012 seventh-round pick.
- 9/5 The Patriots acquired LB Tracy White and a 2012 seventh-round pick from the Philadelphia Eagles for a 2012 sixth-round pick.
- 9/14 The Patriots traded RB Laurence Maroney and a 2011 sixth-round draft choice to the Denver Broncos for a fourth-round pick in 2011.
- 10/6 The Patriots traded WR Randy Moss and a seventh round draft pick in 2012 to the Minnesota Vikings for a 2011 third-round pick (74th overall).
- 10/12 The Patriots acquired WR Deion Branch in a trade with the Seattle Seahawks in exchange for 2011 fourth-round pick (99th overall).

2011

- 4/28 The Patriots acquired New Orleans' 2012 first-round pick and their 2011 second-round pick (56th overall) during a 2011 draft day trade in exchange for the Patriots 2011 first-round pick (28th overall).
- 4/29 The Patriots acquired Houston's 2011 third-round pick (73rd overall) and 2011 fifth-round pick (138th overall) in exchange for the Patriots 2011 second-round pick (60th overall).
- 4/29 The Patriots acquired Oakland's 2012 second-round pick and 2011 seventh-round pick (219th overall) in exchange for the Patriots 2011 third-round pick (92nd overall) and 2011 fourth-round pick (125th overall).
- 4/30 The Patriots acquired Philadelphia's 2011 sixth-round pick (194th overall) in exchange for the Patriots 2011 sixth-round pick (193rd overall).
- 7/29 The Patriots acquired DL Albert Haynesworth from Washington in exchange for a 2013 fifth-round pick.
- 7/29 The New England Patriots acquired WR Chad Ochocinco from the Cincinnati Bengals in exchange for a 2012 fifth-round pick (166th overall) and a 2013 sixth-round pick.

2012

- 4/26 The Patriots acquired Cincinnati's 2012 first-round pick (21st overall) during a 2012 draft day trade in exchange for the Patriots 2012 first-round pick (27th overall) and a 2012 third-round pick (93rd overall)

PATRIOTS TRADES 2012-16

- 4/26 The Patriots acquired Denver's 2012 first-round pick (25th overall) during a 2012 draft day trade in exchange for the Patriots 2012 first-round pick (31st overall) and a 2012 fourth-round pick (126th overall).
- 4/27 The Patriots acquired Green Bay's 2012 third round pick (90th overall) and Green Bay's 2012 fifth round pick (163rd overall) in exchange for the Patriots 2012 second round pick (62nd overall).
- 4/28 The Patriots acquired Green Bay's 2012 sixth-round pick (197th overall) and Green Bay's two 2012 seventh-round picks (224th overall) and (235th overall) in exchange for the Patriots fifth-round pick (163rd overall). The fifth-round pick was originally obtained in a trade with Green Bay earlier in the 2012 draft.
- 9/1 The Patriots acquired WR Greg Salas from St. Louis in a trade on September 1, 2012 in exchange for a 2015 seventh-round draft choice.
- 11/1 The Patriots acquired CB Aqib Talib and a 2013 seventh-round pick from Tampa Bay in a trade on November 1, 2012 in exchange for a 2013 fourth-round draft choice (126th overall).

2013

- 4/25 The Patriots acquired Minnesota's 2013 second-round pick (52nd overall), third-round pick (83rd overall), fourth-round pick (102nd overall) and seventh-round pick (229th overall) during a draft day trade in exchange for the Patriots 2013 first-round pick (29th overall).
- 4/27 The Patriots acquired RB LeGarrette Blount from Tampa Bay in a draft day trade with Tampa Bay in exchange for RB Jeff Demps and a 2013 seventh-round pick (229th overall).
- 10/29 The Patriots acquired DT Isaac Sopoaga and a 2014 sixth-round from Philadelphia pick in exchange for a 2014 fifth-round pick (169th overall).

2014

- 5/9 The Patriots acquired Jacksonville's 2014 fourth round pick (105th overall) and sixth round pick (179th overall) during a 2014 draft day trade in exchange for the Patriots 2014 third-round pick (93rd overall).
- 8/13 The Patriots acquired DL Ben Bass from Dallas in exchange for DB Justin Green.
- 8/13 The Patriots acquired DL Jerel Worthy from the Green Bay Packers for a conditional draft choice.
- 8/26 The Patriots acquired TE Tim Wright from Tampa Bay and a 2015 fourth-round pick (101st overall) in exchange for G Logan Mankins.
- 8/31 The Patriots acquired a 2016 seventh-round draft choice from Houston in exchange for QB Ryan Mallett.
- 10/22 The Patriots acquired LB Akeem Ayers and a 2015 seventh-round draft pick (219th overall) from Tennessee in exchange for the Patriots 2015 sixth-round draft pick (208th overall).
- 10/28 The Patriots acquired LB Jonathan Casillas and a 2015 sixth-round draft pick (178th overall) from Tampa Bay in exchange for the Patriots 2015 fifth-round draft pick (168th overall).

2015

- 5/1 The Patriots acquired Cleveland's 2015 fourth-round pick (111th overall), fifth-round pick (147th overall) and sixth-round pick (202nd overall) in a 2015 draft day trade in exchange for the Patriots 2015 third-round pick (96th overall) and the Patriots seventh-round pick (219th overall).
- 5/2 The Patriots acquired Green Bay's 2015 fifth-round pick (166th overall) and seventh-round pick (247th overall) in a 2015 draft day trade in exchange for the Patriots 2015 fifth-round pick (147th overall).
- 8/11 The Patriots acquired G Ryan Groy from Chicago in exchange for LB Matthew Wells.
- 8/18 The Patriots acquired TE Asante Cleveland from San Francisco in exchange for OL Jordan Devey.
- 8/26 The Patriots acquired OL Michael Williams from Detroit in exchange for a 2017 seventh-round draft pick.
- 9/1 The Patriots acquired WR Jalen Saunders from New Orleans in exchange for a conditional 2018 pick.
- 9/17 The Patriots acquired WR Keshawn Martin from Houston in exchange for a 2016 fifth-round draft pick (166th overall).
- 9/29 The Patriots acquired LB Jonathan Bostic from Chicago in exchange for a 2016 sixth-round draft pick (204th overall).
- 10/1 The Patriots acquired DL Akiem Hicks from New Orleans in exchange for TE Michael Hoomanawanui.

2016

- 3/15 The Patriots acquired Arizona's 2016 second-round pick (61st overall) and G Jonathan Cooper in exchange for DE Chandler Jones.
- 3/17 The Patriots acquired Chicago's 2016 sixth-round draft pick (204th overall) and TE Martellus Bennett in exchange for the Patriots 2016 fourth-round draft pick (127th overall).
- 4/29 The Patriots acquired New Orleans' 2016 third-round pick (78th overall) and fourth-round pick (112th overall) in a draft day trade in exchange for the Patriots 2016 second-round pick (61st overall).
- 4/30 The Patriots acquired Miami's 2016 fifth-round pick (147th overall) in a 2016 draft day trade in exchange for two of the Patriots 2016 sixth-round picks (196th overall and 204th overall) and the Patriots 2016 seventh-round pick (250th overall).
- 4/30 The Patriots acquired Seattle's 2016 seventh-round pick (225th overall) and Seattle's 2017 fourth-round pick in a draft day trade in exchange for the Patriots 2016 fifth-round pick (147th overall) and the Patriots 2016 seventh-round pick (243 overall).
- 5/9 The Patriots traded LB Jonathan Bostic to Detroit in exchange for a conditional draft pick.
- 8/25 The Patriots acquired LB Barkevious Mingo from Cleveland in exchange for a 2017 fifth-round draft pick (175th overall).

PATRIOTS TRADES 2016-18

2016 (CONT.)

- 9/7 The Patriots acquired DB Eric Rowe from Philadelphia in exchange for a 2018 fourth-round draft pick.
- 10/25 The Patriots traded TE AJ Derby to Denver in exchange for a 2017 fifth-round draft pick (163rd overall).
- 10/25 The Patriots acquired LB Kyle Van Noy and a 2017 seventh-round draft pick (239th overall) from Detroit in exchange for a 2017 sixth-round draft pick (215th overall).
- 10/31 The Patriots acquired a 2017 third-round draft pick (103rd overall) from Cleveland in exchange for LB Jamie Collins.

2017

- 3/9 The Patriots acquired Indianapolis's 2017 sixth-round pick (200th overall) and TE Dwayne Allen in exchange for the Patriots 2017 fourth-round draft pick (137th overall).
- 3/11 The Patriots acquired DE Kony Ealy from Carolina along with a 2017 third-round draft selection (72nd overall) in exchange for their 2017 second-round draft selection (64th overall).
- 3/11 The Patriots acquired WR Brandin Cooks and a 2017 fourth-round draft pick (118th overall) from New Orleans in exchange for their 2017 first-round pick (32nd overall) and 2017 third-round pick (103rd overall).
- 4/28 The Patriots acquired Tennessee's 2017 third-round pick (83th overall) and fourth-round pick (124th overall) in a draft day trade in exchange for the Patriots 2017 third-round pick (72nd overall) and sixth-round pick (200th overall).
- 4/28 The Patriots acquired Detroit's 2017 third-round pick (85th overall) in a draft day trade in exchange for the Patriots 2017 third-round pick (96th overall) and fourth-round pick (124th overall).
- 4/29 The Patriots acquired TE James O'Shaughnessy and a 2017 sixth-round draft pick (216th overall) in a draft day trade with Kansas City in exchange for a 2017 fifth-round draft pick (183rd overall).
- 4/29 The Patriots acquired Dallas's 2017 sixth-round pick (211th overall) in a draft day trade in exchange for the Patriots 2017 sixth-round pick (216th overall) and seventh-round pick (239th overall).

- 8/29 The Patriots acquired LB Marquis Flowers from Cincinnati in exchange for a 2018 seventh-round draft pick (249th overall).
- 9/1 The Patriots traded DB Justin Coleman to Seattle in exchange for a 2018 seventh-round draft pick (250th overall).
- 9/2 The Patriots traded QB Jacoby Brissett to Indianapolis in exchange for WR Phillip Dorsett.
- 9/2 The Patriots acquired CB Johnson Bademosi from Detroit in exchange for a 2019 sixth-round draft pick.
- 9/2 The Patriots acquired DE Cassius Marsh from Seattle in exchange for a 2018 fifth-round draft pick (168th overall) and a 2018 seventh-round draft pick (250th overall).
- 10/30 The Patriots traded QB Jimmy Garoppolo to San Francisco in exchange for their 2018 second-round draft selection (43rd overall).

2018

- 3/15 The Patriots acquired DL Danny Shelton from Cleveland and a 2018 fifth-round draft pick (159th overall) in exchange for the Patriots 2019 third-round draft pick.
- 3/15 The Patriots acquired CB Jason McCourty from Cleveland and a 2018 seventh-round draft pick (219th overall) in exchange for the Patriots 2018 sixth-round draft pick (205th overall).
- 3/19 The Patriots acquired WR Cordarrelle Patterson and a 2018 sixth-round draft pick (210th overall) from Oakland in exchange for the Patriots 2018 fifth-round draft selection (159th overall).
- 4/4 The Patriots acquired a 2018 first-round draft pick (23rd overall) and a 2018 sixth-round draft pick (198th overall) from the Los Angeles Rams in exchange for WR Brandin Cooks and the Patriots 2018 fourth-round draft pick (136th overall).
- 4/27 The Patriots acquired OL Trent Brown and a fifth-round draft pick (143rd overall) in a draft day trade with San Francisco in exchange for a third-round draft pick (95th overall).
- 4/27 The Patriots acquired Detroit's 2018 second-round draft pick (51st overall) and 2018 fourth-round draft pick (117th overall) in a draft day trade in exchange for a 2018 second-round draft pick (43rd overall).

PATRIOTS TRADES 2018-19

- 4/27 The Patriots acquired Chicago's 2019 second-round draft pick (56th overall) and their 2018 fourth-round draft pick (105th overall) in a draft day trade in exchange for a 2018 second-round draft pick (51st overall).
- 4/27 The Patriots acquired Tampa Bay's 2018 second-round draft pick (56th overall) in a draft day trade in exchange for the 2018 second-round draft pick (63rd overall) and a 2018 fourth-round draft pick (117th overall).
- 4/28 The Patriots acquired Cleveland's 2018 fourth-round draft pick (114th overall) and 2018 sixth-round draft pick (178th overall) in a draft day trade in exchange for a 2018 fourth-round draft pick (105th overall).
- 4/28 The Patriots acquired Detroit's 2019 third-round draft pick (73rd overall) in a draft day trade in exchange for a 2018 fourth-round draft pick (114th overall).
- 4/28 The Patriots acquired Kansas City's two 2018 seventh-round draft picks (233rd overall and 243rd overall) in a draft day trade in exchange for a 2018 sixth-round draft pick (198th overall).
- 4/28 The Patriots acquired Philadelphia's 2018 seventh-round draft pick (250th overall) and a 2019 seventh-round draft pick (239th overall) in a draft day trade in exchange for a 2018 seventh-round draft pick (233rd overall).
- 8/31 The Patriots acquired a 2020 seventh-round draft pick from Atlanta in exchange for DB Jordan Richards.
- 9/17 The Patriots acquired WR Josh Gordon and a conditional 2019 seventh-round draft pick (243rd overall) from Cleveland in exchange for a 2019 fifth-round draft pick (170th overall).
- 4/26 The Patriots acquired the L.A. Rams 2019 second-round draft pick (45th overall) in a draft day trade in exchange for a 2019 second-round draft pick (56th overall) and a 2019 third-round draft pick (101st overall).
- 4/26 The Patriots acquired Seattle's 2019 third-round draft pick (77th overall) and 2019 fourth-round draft pick (118th overall) in a draft day trade in exchange for a 2019 second-round pick (64th overall).
- 4/26 The Patriots acquired Chicago's 2019 third-round draft pick (87th overall) and 2019 fifth-round draft pick (162nd overall) and a 2020 fourth-round draft pick in a draft day trade in exchange for a 2019 third-round draft pick (73rd overall) and 2019 sixth-round draft pick (205th overall).
- 4/26 The Patriots acquired the L.A. Rams 2019 third-round pick (101st overall) and 2019 fourth-round pick (133rd overall) in a draft day trade in exchange for a 2019 third-round pick (97th overall) and a 2019 fifth-round pick (162nd overall). The Patriots had traded the 101st pick to the Rams in an earlier draft day trade.
- 4/27 The Patriots acquired the L.A. Rams 2019 fifth-round draft picks (162nd overall) and (167th overall) in a draft day trade in exchange for a 2019 fourth-round draft pick (162nd overall) and a 2019 seventh-round draft pick (243rd overall). The Patriots originally acquired the 162nd overall pick in a 2019 draft day trade with Chicago and then traded to the L.A. Rams in a draft day trade before re-acquiring the pick.
- 4/27 The Patriots acquired Minnesota's 2019 fifth-round draft pick (159th overall) in a draft day trade in exchange for a 2019 fifth-round draft pick (162nd overall) and a 2019 seventh-round pick (239th overall).
- 4/27 The Patriots acquired Philadelphia's 2019 fifth-round draft pick (163rd overall) in a draft day trade in exchange for a 2019 fifth-round (167th overall) and a 2019 seventh-round draft pick (246th overall).

2019

- 3/14 The Patriots acquired DL Michael Bennett and a 2020 seventh-round draft pick from Philadelphia in exchange for a 2020 fifth-round draft pick.

It's a win-win-win.

Ranked #1 in Network Quality across the Nation, with more awards than any other carrier—22x in a row.



verizon ✓

Verizon Wireless received the highest scores in the J.D. Power 2017 (V1 & V2), 2018 (V1 & V2) & 2019 (V1) U.S. Wireless Network Quality Performance Studies of customers' satisfaction with their network performance with wireless carriers. Visit jdpower.com/awards

RESULTS



PATRIOTS IN THE PRESEASON

1960.....4-1

7/30	W	28-7	at Buffalo	16,000
8/5	W	43-6	* Denver	4,706
8/14	L	14-24	Dallas Texans	11,000
8/21	W	21-7	\$ Buffalo	7,500
8/28	W	28-14	# Oakland	4,000

*at Providence \$at Worcester #at Amherst

1961.....3-1

8/10	W	14-3	N.Y. Titans	15,387
8/19	L	7-17	* N.Y. Titans	73,916
8/25	W	28-10	\$ Buffalo	4,762
9/1	W	15-12	at Buffalo	9,022

*at Philadelphia \$at Providence

1962.....2-3

8/11	L	20-21	* Oakland	9,000
8/15	W	12-7	at Buffalo	22,312
8/18	L	10-20	\$ Houston Oilers	31,000
8/25	W	17-10	# N.Y. Titans	11,118
9/1	L	6-7	Buffalo	8,783

*at Providence \$at New Orleans #at Lowell, Mass.

1963.....0-5

8/4	L	17-24	at Oakland	9,721
8/10	L	17-50	at San Diego	16,427
8/14	L	20-21	* Houston Oilers	9,387
8/24	L	14-24	at Buffalo	17,697
9/1	L	20-22	\$ N.Y. Jets	12,500

*at Lowell, Mass. \$ New Brunswick, N.J.

1964.....0-5

8/9	L	7-38	Houston Oilers	20,087
8/18	L	7-23	* N.Y. Jets	6,390
8/22	L	20-21	\$ N.Y. Jets	11,500
8/28	L	14-24	at Buffalo	12,566
9/5	L	17-27	at Denver	20,568

*at Lowell, Mass. \$at New Brunswick, N.J.

1965.....0-5

8/8	L	0-23	Buffalo	23,674
8/13	L	16-26	* N.Y. Jets	8,000
8/21	L	6-27	at Houston Oilers	30,142
8/28	L	0-17	\$ N.Y. Jets	9,217
9/4	L	7-34	at Kansas City	15,157

*at Allentown, Pa. \$at Norfolk, Va.

1966.....1-3

8/7	L	13-19	Buffalo	23,291
8/20	W	21-10	* Oakland	36,038
8/27	L	13-31	at San Diego	11,894
9/1	L	3-41	\$ N.Y. Jets	2,000

*at Anaheim, Calif. \$ at Mobile, Ala.

1967.....1-3

8/4	L	13-55	* N.Y. Jets	16,000
8/13	L	3-33	Baltimore Colts	29,313
8/20	W	13-10	\$ Buffalo	15,300
8/26	L	7-13	Washington	15,523

*at Bridgeport, Conn. \$ at Rochester, N.Y.

1968.....1-3

8/10	L	0-19	at New Orleans	54,400
8/17	L	6-25	* N.Y. Jets	14,000
8/23	W	19-17	\$ Miami	15,003
9/2	L	20-22	Philadelphia	31,404

*at Richmond, Va. \$ at Jacksonville, Fla.

1969.....2-3

8/10	W	21-13	* Cincinnati	16,900
8/17	L	16-34	Atlanta	24,084
8/25	L	9-22	\$ Detroit	8,212
8/31	W	26-10	# Denver	18,375
9/6	L	0-13	% Miami	18,000

*at Bowling Green, Ohio \$ at Montreal # at Jacksonville, Fla. % at Birmingham, Ala.

1970.....0-4

8/16	L	21-45	Washington	25,584
8/29	L	0-26	* New Orleans	32,000
9/4	L	3-31	\$ Pittsburgh	22,000
9/11	L	14-16	# Denver	17,832

*at Jackson, Miss. \$ at Shreveport, La # at Salt Lake City, Utah

1971.....1-5

8/8	L	10-17	at Minnesota	31,813
8/15	W	20-14	N.Y. Giants	60,423
8/22	L	14-28	at Buffalo	31,610
8/29	L	21-31	L.A. Rams	53,271
9/5	L	35-45	Atlanta	48,631
9/10	L	9-38	* N.Y. Jets	28,082

* at Memphis, Tenn.

1972.....2-4

8/5	L	24-31	at Oakland	53,661
8/12	L	20-29	at Philadelphia	30,000
8/20	W	27-17	Chicago	50,892
8/27	L	10-31	N.Y. Giants	51,470
9/2	L	24-49	at Denver	37,128
9/10	W	34-30	Detroit	47,684

1973.....1-5-1

7/28	L	7-20	* San Francisco	19,685
8/5	T	17-17	Oakland	43,914
8/12	L	7-13	N.Y. Giants	49,209
8/18	L	10-27	at Atlanta	56,239
8/25	W	31-6	at New Orleans	64,131
9/2	L	14-35	Washington	50,369
9/7	L	21-34	at Detroit	50,104

* at Canton, Ohio

1974.....4-2

8/2	W	21-16	at Washington	16,405
8/11	L	6-21	N.Y. Giants	17,992
8/18	W	7-3	New Orleans	20,546
8/24	W	23-14	at San Diego	18,903
8/31	L	21-27	* Denver	18,000
9/8	W	27-17	Philadelphia	35,412

* at Spokane, Wash.

1975.....3-2

8/10	L	14-28	N.Y. Giants	40,726
8/17	W	36-10	Minnesota	40,218
8/22	L	10-24	at Philadelphia	40,156
8/30	W	ot 20-17	* Green Bay	51,769
9/7	W	31-24	San Diego	39,502

* at Milwaukee, Wisc.

1976.....3-3

8/1	W	ot 13-7	N.Y. Giants	30,032
8/6	L	17-26	* San Diego	23,800
8/15	L	14-16	Green Bay	30,552
8/21	W	28-17	at Atlanta	30,619
8/30	L	27-30	at Cleveland	36,016
9/5	W	20-7	Philadelphia	32,254

* at Norman, Okla.

1977.....5-1

8/6	W	19-3	at N.Y. Giants	44,471
8/13	W	38-3	* Green Bay	53,244
8/22	L	10-21	at Philadelphia	28,025
8/28	W	ot 13-10	Pittsburgh	43,779
9/4	W	45-7	Washington	41,053
9/11	W	29-10	Atlanta	41,346

* at Milwaukee, Wisc.

1978.....4-0

8/5	W	14-7	at L.A. Rams	60,134
8/12	W	21-7	at Oakland	53,335
8/20	W	24-7	Kansas City	39,043
8/27	W	21-10	Cleveland	42,696

1979.....2-2

8/4	W	37-14	at Atlanta	59,725
8/12	L	3-15	L.A. Rams	44,955
8/19	W	35-14	Oakland	45,518
8/24	Lot	17-20	at Denver	75,103

1980.....1-3

8/11	W	35-31	at L.A. Rams	66,656
8/16	L	29-31	at Oakland	41,649
8/24	L	17-23	Philadelphia	45,207
8/29	L	23-30	at Seattle	64,759

1981.....4-0

8/10	W	34-21	at L.A. Rams	69,006
8/15	W	17-16	at Tampa Bay	66,553
8/22	W	23-30	Oakland	43,032
8/30	W	19-10	Washington	44,078

1982.....1-3

8/14	L	20-24	* Pittsburgh	93,251
8/20	L	7-14	at Philadelphia	56,431
8/28	L	21-36	at Dallas	50,318
9/4	W	41-27	Green Bay	39,888

* at Knoxville, Tenn.

PRESEASON BREAKDOWN

HOME	60-54-1
ROAD	49-67-0
NEUTRAL	7-21-0
AFC/AFL	28-59-1
NFC/NFL	88-83-0
JULY	2-2-0
AUGUST	104-119-1
SEPTEMBER	10-22-0
1960s	14-32-0
1970s	25-28-1
1980s	18-23-0
1990s	17-24-0
2000s	23-18-0
2010s	19-17-0
OPENERS	24-35-0
HOME OPENERS	25-33-1
INTERNATIONAL	1-3-0

PATRIOTS IN THE PRESEASON

1983..... 0-4

8/6	L	16-27*	Pittsburgh	42,816
8/14	L	15-17	at San Francisco	50,043
8/20	L	7-13	at L.A. Rams	40,190
8/26	L	21-41	at Tampa Bay	52,108

*at Knoxville, Tenn.

1984..... 2-2

8/3	L	20-48	N.Y. Giants	34,751
8/11	L	13-23	at Buffalo	19,578
8/17	W	31-27	at Washington	35,932
8/24	W	36-7	Kansas City	22,721

1985..... 1-3

8/10	L	20-32	New Orleans	27,014
8/17	W	31-13	at Kansas City	35,162
8/23	L	36-37	at Washington	50,538
8/31	L	13-14	at L.A. Rams	39,911

1986..... 4-1

8/2	W	21-16*	St. Louis Cardinals	22,739
8/10	W	18-7	Washington	37,335
8/16	W	38-34	at New Orleans	54,364
8/22	L	10-24	at L.A. Raiders	44,352
8/30	W	16-9	at Green Bay	50,642

*at Canton, Ohio

1987..... 2-2

8/16	L	17-19	N.Y. Giants	50,014
8/23	L	ot 13-19	Philadelphia	38,734
8/29	W	38-27	at Minnesota	49,339
9/4	W	14-13 *	Atlanta	52,508

*at Jacksonville, Fla.

1988..... 1-3

8/6	L	30-34	Atlanta	32,949
8/13	L	14-27 *	Houston Oilers	48,113
8/20	W	24-21	at Philadelphia	41,502
8/26	L	21-27	Cincinnati	30,941

*at Memphis, Tenn.

1989..... 2-2

8/12	L	17-20	N.Y. Giants	32,398
8/19	W	17-12*	Seattle	48,746
8/26	W	23-7	at Atlanta	21,118
9/1	L	0-16	Green Bay	26,549

*at St. Louis

1990..... 0-4

8/9	L	14-30*	Pittsburgh	26,869
8/18	L	10-44\$	Tampa Bay	51,066
8/24	L	ot 10-13	Cincinnati	23,768
8/31	L	14-45	Atlanta	24,106

*at Montreal \$at Jacksonville, Fla.

1991..... 1-3

8/3	L	7-28	at Green Bay	52,852
8/10	L	6-27	Washington	16,757
8/17	L	0-46	at Phoenix Cardinals	51,070
8/24	W	24-3	N.Y. Giants	21,147

1992..... 1-3

8/8	L	14-34	at Indianapolis	42,786
8/14	L	10-20	San Diego	18,626
8/22	L	9-42	at Detroit	53,682
8/29	W	24-10	at Green Bay	47,152

1993..... 1-3

8/7	L	7-13	at San Diego	46,286
8/14	L	9-12 *	Cleveland	33,021
8/20	W	21-17	Green Bay	24,909
8/27	L	20-27	Kansas City	46,501

*at Toronto

1994..... 3-1

8/5	W	24-6	New Orleans	37,800
8/13	W	28-10	at L.A. Rams	24,847
8/18	W	27-17	Washington	45,394
8/26	L	20-24	at Green Bay	57,722

1995..... 1-3

8/4	L	17-30	Detroit	52,634
8/12	W	21-14	Minnesota	56,241
8/17	L	7-31	at Philadelphia	53,072
8/25	L	24-32	at Oakland	51,709

1996..... 3-1

8/2	L	7-24	at Green Bay	57,918
8/12	W	31-7	at Dallas	57,874
8/18	W	37-10	Philadelphia	55,606
8/23	W	27-19	Washington	48,242

1997..... 3-1

7/31	L	3-7	at Green Bay	60,778
8/8	W	16-10	Dallas	60,292
8/17	W	31-21	Denver	55,354
8/21	W	28-14	at Philadelphia	40,000

1998..... 3-2

8/2	L	13-14	at San Francisco	46,374
8/9	L	0-28	Minnesota	54,111
8/17	W	21-3*	Dallas	106,424
8/22	W	20-17	at Washington	63,781

1999..... 1-3

8/29	W	24-7	Philadelphia	59,001
*at Mexico City				
8/13	L	14-20	Washington	53,440
8/21	W	34-14	Dallas	50,816

2000..... 3-2

8/28	L	14-45	at Tampa Bay	64,092
9/2	L	20-23	at Carolina	52,976
7/31	W	20-0*	San Francisco	22,840
8/4	W	13-10	at Detroit	48,929

2001..... 3-1

8/11	L	20-30	at Washington	67,511
8/20	L	21-31	Tampa Bay	60,292
8/24	W	29-21	Carolina	60,292

*at Canton, Ohio

2001..... 3-1

8/10	W	14-0	N.Y. Giants	60,292
8/18	W	23-8	at Carolina	71,597
8/25	L	3-20	at Tampa Bay	65,444
8/30	W	33-13	Washington	60,292

2002..... 3-1

8/10	L	19-22	at N.Y. Giants	76,359
8/17	W	16-15	Philadelphia	68,436
8/23	W	23-3	Carolina	68,436
8/29	W	28-14	at Washington	70,118

2003..... 4-0

8/7	W	26-6	N.Y. Giants	68,436
8/16	W	20-13	at Washington	68,980
8/22	W	24-12	at Philadelphia	66,279
8/27	W	38-23	Chicago	68,436

2004..... 1-3

8/13	W	24-6	Philadelphia	68,756
8/21	L	3-31	at Cincinnati	50,287
8/28	L	17-20	at Carolina	72,829
9/2	L	0-31	Jacksonville	68,756

2005..... 2-2

8/12	W	23-13	at Cincinnati	55,544
8/18	L	27-37	New Orleans	68,756
8/26	W	27-3	at Green Bay	69,501
9/1	L	3-27	N.Y. Giants	68,756

2006..... 2-2

8/11	L	23-26	at Atlanta	69,283
8/19	W	30-3	Arizona	68,756
8/26	W	41-0	Washington	68,756
8/31	L	23-31	at N.Y. Giants	76,428

2007..... 2-2

8/10	L	10-13	at Tampa Bay	65,130
8/17	L	24-27	Tennessee	68,756
8/24	W	24-7	at Carolina	72,882
8/30	W	27-20	N.Y. Giants	68,756

2008..... 0-4

8/7	L	15-16	Baltimore	68,756
8/17	L	10-27	at Tampa Bay	63,365
8/22	L	17-27	Philadelphia	68,756
8/28	L	14-19	at N.Y. Giants	76,798

2009..... 3-1

8/13	W	27-25	at Philadelphia	69,144
8/20	L	6-7	Cincinnati	68,756
8/28	W	27-24	at Washington	69,384
9/3	W	38-27	N.Y. Giants	68,756

2010..... 2-2

8/12	W	27-24	New Orleans	68,756
8/19	W	28-10	at Atlanta	66,783
8/26	L	35-36	St. Louis	68,756
9/2	L	17-20	at N.Y. Giants	72,146

PATRIOTS IN THE PRESEASON

2011	2-2	2014	2-2	2017	1-3
8/11 W 47-12 Jacksonville	68,756	8/7 L 6-23 at Washington	67,327	8/10 L 24-31 Jacksonville	65,878
8/18 W 31-14 at Tampa Bay	49,313	8/15 W 42-35 Philadelphia	68,756	8/19 L 23-27 at Houston	71,504
8/27 L 10-34 at Detroit	58,665	8/22 W 30-7 Carolina	68,756	8/25 W 30-28 at Detroit	53,621
9/1 L 17-18 N.Y. Giants	68,756	8/28 L 13-16 at N.Y. Giants	74,658	8/31 L 38-40 N.Y. Giants	65,878
2012	1-3	2015	2-2	2018	3-1
8/9 W 7-6 New Orleans	68,756	8/13 L 11-22 Green Bay	66,829	8/9 W 26-17 Washington	65,878
8/20 L 17-27 Philadelphia	68,756	8/22 W 26-24 at New Orleans	73,004	8/16 W 37-20 Philadelphia	71,504
8/24 L 28-30 at Tampa Bay	47,440	8/28 W 17-16 at Carolina	71,801	8/24 L 14-25 at Carolina	73,880
8/29 L 3-6 at N.Y. Giants	75,530	9/3 L 9-12 N.Y. Giants	66,829	8/30 W 17-12 at N.Y. Giants	74,220
2013	3-1	2016	3-1		
8/9 W 31-22 at Philadelphia	69,144	8/11 W 34-22 New Orleans	66,829		
8/16 W 25-21 Tampa Bay	68,756	8/18 W 23-22 Chicago	66,809		
8/22 L 9-40 at Detroit	60,921	8/26 W 19-17 at Carolina	73,816		
8/29 W 28-20 N.Y. Giants	68,756	9/1 L 9-17 at N.Y. Giants	73,808		

PRESEASON SERIES RECORDS

<i>Team</i>	<i>GP</i>	<i>W</i>	<i>L</i>	<i>T</i>	<i>PCT</i>	<i>PF</i>	<i>PA</i>
Ariz./Phx./St.L. Cardinals	3	2	1	0	.667	51	65
Atlanta Falcons	12	6	6	0	.500	287	282
Baltimore Ravens	1	0	1	0	.000	15	16
Buffalo Bills	13	6	7	0	.462	191	201
Carolina Panthers	10	7	3	0	.700	216	147
Chicago Bears	3	3	0	0	1.000	88	62
Cincinnati Bengals	6	2	4	0	.333	84	104
Cleveland Browns	3	1	2	0	.333	57	52
Dallas Cowboys	5	4	1	0	.800	123	70
Denver Broncos	8	3	5	0	.375	193	176
Detroit Lions	9	3	6	0	.333	152	270
Green Bay Packers	14	7	7	0	.500	249	223
Houston Texans	1	0	1	0	.000	23	27
Indianapolis/Balt. Colts	2	0	2	0	.000	17	67
Jacksonville Jaguars	3	1	2	0	.333	71	74
K.C. Chiefs/Dallas Texans	6	3	3	0	.500	132	112
L.A./St. Louis Rams	9	4	5	0	.444	190	178
Miami Dolphins	2	1	1	0	.500	19	30
Minnesota Vikings	5	3	2	0	.600	105	96
New Orleans Saints	12	8	4	0	.667	261	239
N.Y. Giants	28	10	18	0	.357	482	520
N.Y. Jets/Titans	12	2	10	0	.167	132	298
Oakland/L.A. Raiders	12	5	6	1	.434	269	246
Philadelphia Eagles	23	13	10	0	.565	499	448
Pittsburgh Steelers	5	1	4	0	.200	66	122
L.A./San Diego Chargers	7	2	5	0	.286	118	178
San Francisco 49ers	4	1	3	0	.250	55	51
Seattle Seahawks	2	1	1	0	.500	40	42
Tampa Bay Buccaneers	11	3	8	0	.273	190	302
Tenn. Titans/Houston Oilers	6	0	6	0	.000	81	160
Washington Redskins	22	14	8	0	.636	507	432
TOTALS	259	116	142	1	.450	4,963	5,290

RESULTS

ALL-TIME SERIES STANDINGS

ALL-TIME RECORD VS. OPPONENTS

OVERALL RECORD (REG. SEASON AND PLAYOFFS)

Team	GP	W	L	T	PCT	PF	PA	FIRST	LAST	PLAYOFFS		
								MEETING	MEETING	GP	W	L
Ariz./Phx./St. L. Cardinals	14	7	7	0	.500	279	263	1970	2016	-	-	-
Atlanta Falcons	15	9	6	0	.600	306	335	1972	2017	1	1	0
Baltimore Ravens	13	10	3	0	.769	353	282	1996	2016	4	2	2
Buffalo Bills	118	74	43	1	.631	2,634	2,145	1960	2018	1	1	0
Carolina Panthers	7	3	4	0	.429	174	149	1995	2017	1	1	0
Chicago Bears	14	10	4	0	.714	336	250	1973	2018	1	0	1
Cincinnati Bengals	25	16	9	0	.640	524	518	1968	2016	-	-	-
Cleveland Browns	24	11	13	0	.458	425	448	1971	2016	1	0	1
Dallas Cowboys	12	5	7	0	.417	246	240	1971	2015	-	-	-
Denver Broncos	53	23	30	0	.434	1,173	1,198	1960	2017	5	1	4
Detroit Lions	12	7	5	0	.583	249	249	1971	2018	-	-	-
Green Bay Packers	12	6	6	0	.500	252	293	1973	2018	1	0	1
Houston Texans	11	10	1	0	.909	358	209	2003	2018	2	2	0
Indianapolis/Balt. Colts	81	52	29	0	.642	2,039	1,537	1970	2018	5	4	1
Jacksonville Jaguars	13	11	2	0	.846	347	224	1996	2018	5	4	1
K.C. Chiefs/Dallas Texans	37	16	18	3	.473	801	929	1960	2018	2	2	0
L.A. Chargers/San Diego	42	25	15	2	.619	1,000	859	1960	2018	4	3	1
L.A./St. Louis Rams	14	9	5	0	.643	307	235	1974	2018	2	2	0
Miami Dolphins	107	52	55	0	.486	2,329	2,284	1966	2018	3	2	1
Minnesota Vikings	13	9	4	0	.692	284	254	1970	2018	-	-	-
New Orleans Saints	14	10	4	0	.714	336	299	1972	2017	-	-	-
N.Y. Giants	12	6	6	0	.500	220	231	1970	2015	2	0	2
N.Y. Jets/Titans	120	65	54	1	.546	2,778	2,467	1960	2018	3	2	1
Oakland/L.A. Raiders	35	19	15	1	.557	797	825	1960	2017	3	2	1
Philadelphia Eagles	14	6	8	0	.429	326	345	1973	2017	2	1	1
Pittsburgh Steelers	32	16	16	0	.500	719	692	1972	2018	5	4	1
San Francisco 49ers	13	5	8	0	.385	262	322	1971	2016	-	-	-
Seattle Seahawks	18	9	9	0	.500	373	350	1977	2016	1	1	0
Tampa Bay Buccaneers	9	7	2	0	.778	201	107	1976	2017	-	-	-
Tenn. Titans/Houston Oilers	43	25	17	1	.593	1,069	871	1960	2018	3	2	1
Washington Redskins	10	4	6	0	.400	232	205	1972	2015	-	-	-
Totals	957	537	411	9	.566	21,729	19,615	1960		57	37	20

2019 opponents in BOLD

PATRIOTS IN PRIMETIME

The Patriots have played in 126 prime-time games (beginning after 7 p.m. ET) and have compiled a 76-50 record in those games.

MONDAY NIGHT (25-25)

ESPN (13-4)

Date	W/L	Score	Opponent
10/30/06	W	31-7	at Minnesota
10/01/07	W	34-13	at Cincinnati
12/03/07	W	27-24	at Baltimore
10/20/08	W	41-7	Denver
09/14/09	W	25-24	Buffalo
11/30/09	L	17-38	at New Orleans
10/04/10	W	41-14	at Miami
12/06/10	W	45-3	N.Y. Jets
09/12/11	W	38-24	at Miami
11/21/11	W	34-3	Kansas City
12/10/12	W	42-14	Houston
11/18/13	L	20-24	at Carolina
09/29/14	L	14-41	at Kansas City
11/23/15	W	20-13	Buffalo
12/12/16	W	30-23	Baltimore
12/11/17	L	20-27	at Miami
10/29/18	W	25-6	at Buffalo

ABC (12-21)

Date	W/L	Score	Opponent
11/06/72	L	17-24	Baltimore
12/01/75	L	7-20	at Miami
10/18/76	W	41-7	N.Y. Jets
09/26/77	L	27-30	at Cleveland
09/18/78	L	27-34	Baltimore
12/18/78	L	3-23	at Miami
09/03/79	L	13-16	Pittsburgh
10/01/79	L	14-27	at Green Bay
09/29/80	W	23-14	Denver
11/10/80	L	34-38	at Houston
12/08/80	L	13-16	at Miami
09/21/81	L	35-21	Dallas
12/16/85	L	27-30	at Miami
12/22/86	W	34-27	at Miami
09/21/87	L	24-43	at N.Y. Jets
12/28/87	W	24-10	at Miami
10/23/95	W	27-14	Buffalo
10/06/97	L	13-34	at Denver
10/27/97	L	10-28	Green Bay
12/22/97	W	14-12	at Miami
09/07/98	L	21-27	at Denver
10/19/98	L	14-24	N.Y. Jets
11/23/98	W	26-23	Miami
11/15/99	L	17-24	N.Y. Jets
09/11/00	L	19-20	at N.Y. Jets
12/04/00	W	30-24	Kansas City
09/09/02	W	30-14	Pittsburgh
12/16/02	L	7-24	at Tennessee
11/03/03	W	30-26	at Denver
11/22/04	W	27-19	at Kansas City
12/20/04	L	28-29	at Miami
11/07/05	L	21-40	Indianapolis
12/26/05	W	31-21	at N.Y. Jets

SUNDAY NIGHT (30-19)

NBC (18-10)

Date	W/L	Score	Opponent
09/24/06	L	7-17	Denver
11/05/06	L	20-27	Indianapolis
09/16/07	W	38-14	San Diego
11/18/07	W	56-10	at Buffalo
11/25/07	W	31-28	Philadelphia
10/12/08	L	10-30	at San Diego
11/02/08	L	15-18	at Indianapolis
11/15/09	L	34-35	at Indianapolis
11/14/10	W	39-26	at Pittsburgh
12/19/10	W	31-27	Green Bay
11/13/11	W	37-16	at N.Y. Jets
09/23/12	L	30-31	at Baltimore
12/16/12	L	34-41	at San Francisco
09/29/13	W	30-23	at Atlanta
11/24/13	W	ot 34-31	Denver
10/05/14	W	43-17	Cincinnati
11/16/14	W	42-20	at Indianapolis
12/07/14	W	23-14	at San Diego
10/18/15	W	34-27	at Indianapolis
11/29/15	L	ot 24-30	at Denver
12/13/15	W	27-6	at Houston
09/11/16	W	23-21	at Arizona
11/13/16	L	24-31	Seattle
01/04/18	W	31-17	Green Bay
10/22/17	W	23-7	Atlanta
11/12/17	W	41-16	at Denver
09/23/18	L	10-26	at Detroit
10/14/18	W	43-40	Kansas City
11/04/18	W	31-17	Green Bay

ESPN (9-6)

Date	W/L	Score	Opponent
11/08/87	L	10-17	at N.Y. Giants
11/20/88	W	6-3	at Miami
12/10/89	L	10-31	at Miami
11/10/91	L	20-30	at Miami
11/27/94	W	12-10	at Indianapolis
12/01/96	W	45-7	at San Diego
09/13/98	W	29-6	Indianapolis
09/26/99	W	16-14	N.Y. Giants
12/05/99	W	13-6	Dallas
11/18/01	L	17-24	St. Louis
11/17/02	L	20-27	at Oakland
12/22/02	L	17-30	N.Y. Jets
11/16/03	W	12-0	Dallas
11/14/04	W	29-6	Buffalo
10/30/05	W	21-16	Buffalo

TNT (2-3)

Date	W/L	Score	Opponent
10/04/92	L	21-30	at N.Y. Jets
09/26/93	L	7-45	at N.Y. Jets
10/08/95	L	3-37	Denver
10/27/96	W	28-25	Buffalo
09/14/97	W	ot 27-24	N.Y. Jets

ABC (1-0)

Date	W/L	Score	Opponent
09/24/78	W	21-14	at Oakland

THURSDAY NIGHT (11-4)

NBC (2-1)

Date	W/L	Score	Opponent
11/22/12	W	49-19	at N.Y. Jets
09/10/15	W	28-21	Pittsburgh
09/07/17	L	27-42	Kansas City

ABC (3-1)

Date	W/L	Score	Opponent
11/29/79	L	24-39	at Miami
09/11/86	W	20-6	at N.Y. Jets
09/09/04	W	27-24	Indianapolis
09/08/05	W	30-20	Oakland

NFL NETWORK/CBS (5-1)

Date	W/L	Score	Opponent
11/13/08	L	ot 31-34	N.Y. Jets
09/12/13	W	13-10	N.Y. Jets
10/16/14	W	27-25	N.Y. Jets
10/29/15	W	36-7	Miami
09/22/16	W	27-0	Houston
10/05/17	W	19-14	at Tampa Bay

NFL NETWORK/FOX (1-0)

Date	W/L	Score	Opponent
10/04/18	W	38-24	Indianapolis

TNT (0-1)

Date	W/L	Score	Opponent
10/18/90	L	10-17	at Miami

SATURDAY NIGHT (2-1)

ESPN (1-1)

Date	W/L	Score	Opponent
12/23/95	L	7-10	at Indianapolis
12/20/03	W	21-16	at N.Y. Jets

NFL NETWORK (1-0)

Date	W/L	Score	Opponent
12/29/07	W	38-35	at N.Y. Giants

PRIME-TIME PLAYOFF GAMES (8-1)

All eight games played on Saturdays

CBS (7-1)

Date	W/L	Score	Opponent
01/19/02	W	ot 16-13	Oakland
01/10/04	W	17-14	Tennessee
01/14/06	L	13-27	at Denver
01/12/08	W	31-20	Jacksonville
01/14/12	W	45-10	Denver
01/11/14	W	43-22	Indianapolis
01/14/17	W	34-16	Houston
01/13/18	W	35-14	Tennessee

ABC (1-0)

Date	W/L	Score	Opponent
01/07/06	W	28-3	Jacksonville

SERIES RESULTS

(Includes playoff games)

ARIZONA CARDINALS

Patriots 7, Cardinals 7

11/08/70	L	0-31	A
11/02/75	L	17-24	A
09/10/78	W	16-6	A
11/29/81	L	20-27	H
12/02/84	L	10-33	H
11/25/90	L	14-34	A
09/29/91	L	10-24	A
10/10/93	W	23-21	A
09/15/96	W	31-0	H
10/31/99	W	27-3	A
09/19/04	W	23-12	A
12/21/08	W	47-7	H
09/16/12	L	18-20	H
09/11/16	W	23-21	A

Note: Franchise located in St. Louis from 1960-87. Named Phoenix Cardinals from 1988-94

ATLANTA FALCONS

Patriots 9, Falcons 6

09/24/72	W	21-20	H
12/04/77	W	16-10	A
09/14/80	L	21-37	H
10/30/83	L	13-24	A
11/02/86	W	25-17	H
10/15/89	L	15-16	A
11/29/92	L	0-34	A
10/01/95	L	17-30	A
11/08/98	L	10-41	H
11/04/01	W	24-10	A
10/09/05	W	31-28	A
09/27/09	W	26-10	H
09/29/13	W	30-23	A
02/05/17*	W	34-28	OT N
10/22/17	W	23-7	H

* = Super Bowl LI

BALTIMORE RAVENS

Patriots 10, Ravens 3

10/06/96	W	46-38	A
01/02/00	W	20-3	H
11/28/04	W	24-3	H
12/03/07	W	27-24	A
10/04/09	W	27-21	H
01/10/10*	L	14-33	H
10/17/10	W	23-20	OT H
01/22/12*	W	23-20	H
09/23/12	L	30-31	A
01/20/13*	L	13-28	H
12/22/13	W	41-7	A
01/10/15*	W	35-31	H
12/12/16	W	30-23	H

* = Playoffs

BUFFALO BILLS

Patriots 74, Bills 43 (1 Tie)

09/23/60	L	0-13	H
12/04/60	L	14-38	A
09/23/61	W	23-21	A
10/22/61	W	52-21	H
11/03/62	T	28-28	A
11/23/62	W	21-10	H
10/26/63	L	21-28	A
12/01/63	W	17-7	H
12/28/63*	W	26-8	A
11/15/64	W	36-28	A
12/20/64	L	14-24	H
09/11/65	L	7-24	A
11/07/65	L	7-23	H
10/08/66	W	20-10	A
12/04/66	W	14-3	H
09/24/67	W	23-0	A
12/09/67	L	16-44	H
09/08/68	W	16-7	A
10/20/68	W	23-6	H
10/11/69	L	16-23	A
11/23/69	W	35-21	H
11/01/70	L	10-45	H
11/29/70	W	14-10	A
11/14/71	W	38-33	H
11/28/71	L	20-27	A
10/08/72	L	14-38	A
11/19/72	L	24-27	H
09/16/73	L	13-31	H
12/09/73	L	13-37	A
10/20/74	L	28-30	A
11/03/74	L	28-29	H
11/23/75	L	31-45	A
12/14/75	L	14-34	H
10/24/76	W	26-22	A
11/07/76	W	20-10	H
11/06/77	L	14-24	H
11/20/77	W	20-7	A
11/05/78	W	14-10	A
12/10/78	W	26-24	H
11/04/79	W	26-6	A
11/25/79	L	13-16	OT H
10/26/80	L	13-31	A
12/14/80	W	24-2	H
11/22/81	L	17-20	A
12/13/81	L	10-19	H
01/02/83	W	30-19	H
10/23/83	W	31-0	A
11/06/83	W	21-7	H
09/02/84	W	21-17	A
11/11/84	W	38-10	H
09/22/85	W	17-14	A
10/13/85	W	14-3	H
10/26/86	W	23-3	A
11/23/86	W	22-19	H
10/11/87	W	14-7	H
12/20/87	W	13-7	A
09/18/88	L	14-16	H
10/23/88	L	20-23	A
10/01/89	L	10-31	A
11/19/89	W	33-24	H
10/28/90	L	10-27	H

11/18/90	L	0-14	A
11/03/91	L	17-22	A
11/24/91	W	16-13	H
09/27/92	L	7-41	H
11/01/92	L	7-16	A
09/05/93	L	14-38	A
11/07/93	L	10-13	OT H
09/11/94	L	35-38	H
12/18/94	W	41-17	A
10/23/95	W	27-14	A
11/26/95	W	35-25	A
09/08/96	L	10-17	A
10/27/96	W	28-25	H
10/12/97	W	33-6	H
11/09/97	W	31-10	A
11/15/98	L	10-13	A
11/29/98	W	25-21	H
11/28/99	L	7-17	A
12/26/99	L	10-13	OT H
11/05/00	L	13-16	OT H
12/17/00	W	13-10	OT A
11/11/01	W	21-11	H
12/16/01	W	12-9	OT A
11/03/02	W	38-7	A
12/08/02	W	27-17	H
09/07/03	L	0-31	A
12/27/03	W	31-0	A
10/03/04	W	31-17	H
11/14/04	W	29-6	H
10/30/05	W	21-16	H
12/11/05	W	35-7	A
09/10/06	W	19-17	H
10/22/06	W	28-6	A
09/23/07	W	38-7	H
11/18/07	W	56-10	A
11/09/08	W	20-10	H
12/28/08	W	13-0	A
09/14/09	W	25-24	H
12/20/09	W	17-10	A
09/26/10	W	38-30	H
12/26/10	W	34-3	A
09/25/11	L	31-34	A
01/01/12	W	49-21	H
09/30/12	W	52-28	A
11/11/12	W	37-31	H
09/08/13	W	23-21	A
12/29/13	W	34-20	H
10/12/14	W	37-22	A
12/28/14	L	9-17	H
09/20/15	W	40-32	A
11/23/15	W	20-13	H
10/02/16	L	0-16	H
10/30/16	W	41-25	A
12/03/17	W	23-3	A
12/24/17	W	37-16	H
10/29/18	W	25-6	A
12/23/18	W	24-12	H

* = Playoffs

CAROLINA PANTHERS

Panthers 4, Patriots 3

10/29/95	L	17-20	OT H
01/06/02	W	38-6	A

RESULTS

SERIES RESULTS

02/01/04*	W	32-29	N
09/18/05	L	17-27	A
12/13/09	W	20-10	H
11/18/13	L	20-24	A
10/01/17	L	30-33	H

* = Super Bowl XXXVIII

CHICAGO BEARS

Patriots 10, Bears 4

10/21/73	W	13-10	A
10/14/79	W	27-7	A
12/05/82	L	13-26	A
09/15/85	L	7-20	A
01/26/86*	L	10-46	N
10/30/88	W	30-7	H
12/24/94	W	13-3	A
09/21/97	W	31-3	H
12/10/00	L	17-24	A
11/10/02	W	33-30	A
11/26/06	W	17-13	H
12/12/10	W	36-7	A
10/26/14	W	51-23	H
10/21/18	W	38-31	A

Note: The game on Nov. 10, 2002 was played in Champaign, Ill.

* = Super Bowl XX

CINCINNATI BENGALS

Patriots 16, Bengals 9

12/01/68	W	33-14	H
11/16/69	W	25-14	A
12/20/70	L	7-45	A
09/17/72	L	7-31	H
10/12/75	L	10-27	A
10/15/78	W	10-3	A
09/16/79	W	20-14	A
10/14/84	W	20-14	H
12/22/85	W	34-23	H
12/07/86	L	7-31	H
10/16/88	W	27-21	H
09/23/90	L	7-41	A
12/22/91	L	7-29	A
12/20/92	L	10-20	A
12/12/93	W	7-2	H
09/18/94	W	31-28	A
11/19/00	W	16-13	H
09/09/01	L	17-23	A
12/12/04	W	35-28	H
10/01/06	W	38-13	A
10/01/07	W	34-13	A
09/12/10	W	38-24	H
10/06/13	L	6-13	A
10/05/14	W	43-17	H
10/16/16	W	35-17	H

CLEVELAND BROWNS

Browns 13, Patriots 11

11/21/71	L	7-27	A
11/10/74	L	14-21	H
09/26/77	L	27-30	OT A
09/07/80	W	34-17	H
11/21/82	L	7-10	A

11/20/83	L	0-30	H
10/07/84	W	17-16	A
10/06/85	L	20-24	A
10/04/87	L	10-20	H
09/08/91	L	0-20	H
10/25/92	L	17-19	H
12/19/93	W	20-17	A
11/06/94	L	6-13	A
01/01/95*	L	13-20	A
09/03/95	W	17-14	H
10/03/99	W	19-7	A
11/12/00	L	11-19	A
12/09/01	W	27-16	H
10/26/03	W	9-3	H
12/05/04	W	42-15	A
10/07/07	W	34-17	H
11/07/10	L	14-34	A
12/08/13	W	27-26	H
10/09/16	W	33-13	A

* = Playoffs

DALLAS COWBOYS

Cowboys 7, Patriots 5

10/24/71	L	21-44	A
11/16/75	L	31-34	H
12/03/78	L	10-17	A
09/21/81	L	21-35	H
11/22/84**	L	17-20	A
11/15/87	L	17-23	OT H
12/15/96	L	6-12	A
12/05/99	W	13-6	H
11/16/03	W	12-0	H
10/14/07	W	48-27	A
10/16/11	W	20-16	H
10/11/15	W	30-6	A

** = Thanksgiving

DENVER BRONCOS

Broncos 30, Patriots 23

09/09/60	L	10-13	H
10/23/60	L	24-31	A
09/16/61	W	45-17	H
12/03/61	W	28-24	A
09/21/62	W	41-16	H
11/11/62	W	33-29	A
09/29/63	L	10-14	A
10/18/63	W	40-21	H
10/04/64	W	39-10	A
11/20/64	W	12-7	H
09/24/65	L	10-27	H
12/12/65	W	28-20	A
09/18/66	W	24-10	A
11/06/66	L	10-17	H
09/03/67	L	21-26	A
09/29/68	W	20-17	A
11/03/68	L	14-35	H
09/14/69	L	7-35	A
12/17/72	L	21-45	A
11/28/76	W	38-14	H
11/11/79	L	10-45	A
09/29/80	W	23-14	H
11/04/84	L	19-26	A
09/28/86	L	20-27	A

01/04/87*	L	17-22	A
12/06/87	L	20-31	A
12/17/88	L	10-21	A
10/27/91	L	6-9	H
12/01/91	L	3-20	A
10/08/95	L	3-37	H
11/17/96	L	8-34	H
10/06/97	L	13-34	A
09/07/98	L	21-27	A
10/24/99	W	24-23	H
10/01/00	W	28-19	A
10/28/01	L	20-31	A
10/27/02	L	16-24	H
11/03/03	W	30-26	A
10/16/05	L	20-28	A
01/14/06*	L	13-27	A
09/24/06	L	7-17	H
10/20/08	W	41-7	H
10/11/09	L	17-20	OT A
12/18/11	W	41-23	A
01/14/12*	W	45-10	H
10/07/12	W	31-21	H
11/24/13	W	34-31	OT H
01/19/14*	L	16-26	A
11/02/14	W	43-21	H
11/29/15	L	24-30	OT A
01/24/16*	L	18-20	A
12/18/16	W	16-3	A
11/12/17	W	41-16	A

* = Playoffs

DETROIT LIONS

Patriots 7, Lions 5

09/26/71	L	7-34	H
10/10/76	L	10-30	A
10/07/79	W	24-17	H
12/08/85	W	23-6	H
09/12/93	L	16-19	OT H
09/25/94	W	23-17	A
11/23/00	L	9-34	A
11/28/02**	W	20-12	A
12/03/06	W	28-21	H
11/25/10**	W	45-24	A
11/23/14	W	34-9	H
09/23/18	L	10-26	A

** = Thanksgiving

GREEN BAY PACKERS

Patriots 6, Packers 6

11/18/73	W	33-24	H
10/01/79	L	14-27	A
09/08/85	W	26-20	H
10/09/88	L	3-45	A
10/02/94	W	17-16	H
01/26/97*	L	21-35	N
10/27/97	L	10-28	H
10/13/02	L	10-28	H
11/19/06	W	35-0	A
12/19/10	W	31-27	H
11/30/14	L	21-26	A
11/04/18	W	31-17	H

Note: 1988 game was played in Milwaukee

* = Super Bowl XXXI

SERIES RESULTS

HOUSTON TEXANS

Patriots 10, Texans 1

11/23/03	W	23-20	OT	A
12/17/06	W	40-7		H
01/03/10	L	27-34		A
12/10/12	W	42-14		H
01/13/13*	W	41-28		H
12/01/13	W	34-31		A
12/13/15	W	27-6		A
09/22/16	W	27-0		H
01/14/17*	W	34-16		H
09/24/17	W	36-33		H
09/09/18	W	27-20		H

* = Playoffs

INDIANAPOLIS COLTS

Patriots 52, Colts 29

10/04/70	L	6-14		H
10/25/70	L	3-27		A
10/03/71	L	3-23		H
12/19/71	W	21-17		A
11/06/72	L	17-24		H
11/26/72	L	0-31		A
10/07/73	W	24-16		H
12/16/73	L	13-18		A
10/06/74	W	42-3		H
11/24/74	W	27-17		A
10/19/75	W	21-10		H
12/21/75	L	21-34		A
09/12/76	L	13-27		H
11/14/76	W	21-14		H
10/23/77	W	17-3		H
12/18/77	L	24-30		A
09/18/78	L	27-34		H
11/26/78	W	35-14		A
10/10/79	L	26-31		A
11/18/79	W	50-21		H
10/19/80	W	37-21		A
11/23/80	W	47-21		H
09/06/81	L	28-29		H
12/20/81	L	21-23		A
09/12/82	W	24-13		A
09/04/83	L	23-29	OT	H
10/09/83	L	7-12		A
11/18/84	W	50-17		A
12/16/84	W	16-10		H
11/10/85	W	34-15		H
12/01/85	W	38-31		A
09/07/86	W	33-3		H
11/09/86	W	30-21		A
10/25/87	L	16-30		A
11/22/87	W	24-0		H
10/02/88	W	21-17		H
10/29/89	W	23-20	OT	A
11/27/88	L	21-24		A
12/03/89	W	22-16		H
09/16/90	W	16-14		A
11/11/90	L	10-13		H
09/01/91	W	16-7		A
12/08/91	W	23-17	OT	H
11/15/92	W	37-34	OT	A
12/06/92	L	0-6		H
10/31/93	L	6-9		A

12/26/93	W	38-0		H
11/27/94	W	12-10		A
12/11/94	W	28-13		H
11/19/95	L	10-24		H
12/23/95	L	7-10		A
10/20/96	W	27-9		A
11/24/96	W	27-13		H
09/07/97	W	31-6		A
11/30/97	W	20-17		H
09/13/98	W	29-6		H
11/01/98	W	21-16		A
09/19/99	W	31-28		H
12/12/99	L	15-20		A
10/08/00	W	24-16		H
10/22/00	L	23-30		A
09/30/01	W	44-13		H
10/21/01	W	38-17		A
11/30/03	W	38-34		A
01/18/04*	W	24-14		H
09/09/04	W	27-24		H
01/16/05*	W	20-3		H
11/07/05	L	21-40		H
11/05/06	L	20-27		H
01/21/07*	L	34-38		A
11/04/07	W	24-20		A
11/02/08	L	15-18		A
11/15/09	L	34-35		A
11/21/10	W	31-28		H
12/04/11	W	31-24		H
11/18/12	W	59-24		H
01/11/14*	W	43-22		H
11/16/14	W	42-20		A
01/18/15*	W	45-7		H
10/18/15	W	34-27		A
10/04/18	W	38-24		H

Note: Franchise located in Baltimore from 1947-83

* = Playoffs

JACKSONVILLE JAGUARS

Patriots 11, Jaguars 2

09/22/96	W	28-25	OT	H
01/12/97*	W	20-6		H
12/07/97	W	26-20		A
01/03/99*	L	10-25		A
12/14/03	W	27-13		H
01/07/06*	W	28-3		H
12/24/06	W	24-21		A
01/12/08*	W	31-20		H
12/27/09	W	35-7		H
12/23/12	W	23-16		A
09/27/15	W	51-17		H
01/21/18*	W	24-20		A
09/16/18	L	20-31		H

* = Playoffs

KANSAS CITY CHIEFS

Chiefs 18, Patriots 16 (3 Ties)

11/18/60	W	42-14		H
12/11/60	L	0-34		A
10/29/61	W	18-17		A
11/03/61	W	28-21		H
09/08/62	L	28-42		A

10/12/62	L	7-27		H
11/17/63	T	24-24		H
12/14/63	L	3-35		A
10/23/64	W	24-7		H
12/06/64	W	31-24		A
10/03/65	L	17-27		A
11/21/65	T	10-10		H
09/25/66	L	24-43		H
11/20/66	T	27-27		A
11/12/67	L	10-33		H
11/17/68	L	17-31		A
09/21/69	L	0-31		H
10/11/70	L	10-23		A
09/23/73	L	7-10		H
09/18/77	W	21-17		H
10/04/81	W	33-17		H
12/02/90	L	7-37		H
12/13/92	L	20-27		A
10/15/95	L	26-31		A
10/11/98	W	40-10		H
10/10/99	L	14-16		A
12/04/00	W	30-24		H
09/22/02	W	41-38	OT	H
11/22/04	W	27-19		A
11/27/05	L	16-26		A
09/07/08	W	17-10		H
11/21/11	W	34-3		H
09/29/14	L	14-41		A
01/16/16*	W	27-20		H
09/07/17	L	27-42		H
10/14/18	W	43-40		H
01/20/19*	W	37-31		A

Note: Franchise located in Dallas (as Dallas Texans) from 1960-62

* = Playoffs

LOS ANGELES CHARGERS

Patriots 25, Chargers 15 (2 Ties)

10/08/60	W	35-0		A
10/28/60	L	16-45		H
10/07/61	L	27-38		H
12/17/61	W	41-0		A
10/19/62	W	24-20		H
12/09/62	W	20-14		A
09/14/63	L	13-17		A
11/10/63	L	6-7		H
01/05/64*	L	10-51		A
09/20/64	W	33-28		A
10/09/64	L	17-26		H
10/17/65	T	13-13		H
10/31/65	W	22-6		A
09/10/66	L	0-24		A
10/23/66	W	35-17		H
09/09/67	L	14-28		A
10/08/67	T	31-31		A
11/10/68	L	17-27		H
10/19/69	L	10-13		H
12/07/69	L	18-28		A
11/15/70	L	14-16		H
12/02/73	W	30-14		H
11/09/75	W	33-19		A
10/16/77	W	24-20		A
10/01/78	W	28-23		H
09/23/79	W	27-21		H
10/16/83	W	37-21		H

RESULTS

SERIES RESULTS

11/20/94	W	23-17	H
12/01/96	W	45-7	A
08/31/97	W	41-7	H
10/14/01	W	29-26	OT H
09/29/02	L	14-21	A
10/02/05	L	17-41	H
01/14/07*	W	24-21	A
09/16/07	W	38-14	H
01/20/08*	W	21-12	H
10/12/08	L	10-30	A
10/24/10	W	23-20	A
09/18/11	W	35-21	H
12/07/14	W	23-14	A
10/29/17	W	21-13	H
01/13/19*	W	41-28	H

Note: Franchise located in Los Angeles in 1960. Located in San Diego from 1961-2016

* = Playoffs

LOS ANGELES RAMS

Patriots 9, Rams 5

09/29/74	W	20-14	H
11/16/80	L	14-17	H
12/11/83	W	21-7	A
11/16/86	W	30-28	A
12/24/89	L	20-24	H
09/13/92	L	0-14	A
12/13/98	L	18-32	A
11/18/01	L	17-24	H
02/03/02*	W	20-17	N
11/07/04	W	40-22	A
10/26/08	W	23-16	H
10/28/12^	W	45-7	A
12/04/16	W	26-10	H
02/03/19**	W	13-3	N

Note: Franchise located in Los Angeles from 1946-94. Located in St. Louis from 1995-2015.

* = Super Bowl XXXVI

** = Super Bowl LIII

^ = played in London

MIAMI DOLPHINS

Dolphins 55, Patriots 52

11/27/66	W	20-14	A
10/15/67	W	41-10	H
12/17/67	L	32-41	A
11/24/68	L	10-34	H
12/08/68	L	7-38	A
11/09/69	L	16-17	H
11/30/69	W	38-23	A
09/20/70	W	27-14	H
12/06/70	L	20-37	A
10/17/71	L	3-41	A
12/05/71	W	34-13	H
11/12/72	L	0-52	A
12/03/72	L	21-37	H
09/30/73	L	23-44	A
10/28/73	L	14-30	H
09/15/74	W	34-24	H
12/15/74	L	27-34	A
09/28/75	L	14-22	H

12/01/75	L	7-20	A
09/19/76	W	30-14	H
10/31/76	L	3-10	A
11/13/77	L	5-17	A
12/11/77	W	14-10	H
10/22/78	W	33-24	H
12/18/78	L	3-23	A
10/21/79	W	28-13	H
11/29/79	L	24-39	A
10/12/80	W	34-0	H
12/08/80	L	13-16	OT H
11/08/81	L	27-30	OT H
12/06/81	L	14-24	A
12/12/82	W	3-0	H
01/08/83*	L	13-28	A
09/11/83	L	24-34	A
11/13/83	W	17-6	H
09/09/84	L	7-28	A
10/21/84	L	24-44	H
11/03/85	W	17-13	H
12/16/85	L	27-30	A
01/12/86*	W	31-14	A
10/05/86	W	34-7	H
12/22/86	W	34-27	A
09/13/87	W	28-21	H
12/28/87	W	24-10	A
11/06/88	W	21-10	H
11/20/88	W	6-3	A
09/17/89	L	10-24	H
12/10/89	L	10-31	A
09/09/90	L	24-27	H
10/18/90	L	10-17	A
10/06/91	L	10-20	H
11/10/91	L	20-30	A
10/18/92	L	17-38	A
12/27/92	L	13-16	OT H
11/21/93	L	13-17	OT H
01/02/94	W	33-27	OT H
09/04/94	L	35-39	A
10/30/94	L	3-23	H
09/10/95	L	3-20	H
11/12/95	W	34-17	A
09/01/96	L	10-24	A
11/03/96	W	42-23	H
11/23/97	W	27-24	H
12/22/97	W	14-12	A
12/28/97*	W	17-3	H
10/25/98	L	9-12	OT A
11/23/98	W	26-23	H
10/17/99	L	30-31	H
11/21/99	L	17-27	A
09/24/00	L	3-10	A
12/24/00	L	24-27	H
10/07/01	L	10-30	A
12/22/01	W	20-13	H
10/06/02	L	13-26	A
12/29/02	W	27-24	OT H
10/19/03	W	19-13	OT A
12/07/03	W	12-0	H
10/10/04	W	24-10	H
12/20/04	L	28-29	A
11/13/05	W	23-16	A
01/01/06	L	26-28	H
10/08/06	W	20-10	H
12/10/06	L	0-21	A
10/21/07	W	49-28	A

12/23/07	W	28-7	H
09/21/08	L	13-38	H
11/23/08	W	48-28	A
11/08/09	W	27-17	H
12/06/09	L	21-22	H
10/04/10	W	41-14	A
01/02/11	W	38-7	H
09/12/11	W	38-24	A
12/24/11	W	27-24	H
12/02/12	W	23-16	A
12/30/12	W	28-0	H
10/27/13	W	27-17	H
12/15/13	L	20-24	A
09/07/14	L	20-33	A
12/14/14	W	41-13	H
10/29/15	W	36-7	H
01/03/16	L	10-20	A
09/18/16	W	31-24	H
01/01/17	W	35-14	A
11/26/17	W	35-17	H
12/11/17	L	20-27	A
09/30/18	W	38-7	H
12/09/18	L	33-34	A

Notes: Game on 11/30/69 played in Tampa, Fla.

* = Playoffs

MINNESOTA VIKINGS

Patriots 9, Vikings 4

12/13/70	L	14-35	H
10/27/74	W	17-14	A
12/16/79	W	27-23	H
09/11/88	L	6-36	A
10/20/91	W	26-23	OT H
11/13/94	W	26-20	OT H
11/02/97	L	18-23	A
09/17/00	L	13-21	H
11/24/02	W	24-17	H
10/30/06	W	31-7	A
10/31/10	W	28-18	H
09/14/14	W	30-7	A
12/02/18	W	24-10	H

NEW ORLEANS SAINTS

Patriots 10, Saints 4

12/10/72	W	17-10	A
12/05/76	W	27-6	H
12/21/80	W	38-27	A
12/04/83	W	7-0	H
11/30/86	W	21-20	A
11/12/89	L	24-28	H
11/08/92	L	14-31	H
12/03/95	L	17-31	H
10/04/98	W	30-27	A
11/25/01	W	34-17	H
11/20/05	W	24-17	H
11/30/09	L	17-38	A
10/13/13	W	30-27	H
09/17/17	W	36-20	A

SERIES RESULTS

NEW YORK GIANTS

Patriots 6, Giants 6

10/18/70	L	0-16	H
09/22/74	W	28-20	A
11/08/87	L	10-17	A
12/30/90	L	10-13	H
12/21/96	W	23-22	A
09/26/99	W	16-14	H
10/12/03	W	17-6	H
12/29/07	W	38-35	A
02/03/08*	L	14-17	N
11/06/11	L	20-24	H
02/05/12**	L	17-21	N
11/15/15	W	27-26	A

* = Super Bowl XLII

** = Super Bowl XLVI

NEW YORK JETS

Patriots 65, Jets 54 (1 Tie)

09/16/60	W	28-24	A
11/11/60	W	38-21	H
09/09/61	L	20-21	H
10/01/61	L	30-37	A
10/06/62	W	43-14	A
11/30/62	W	24-17	H
09/08/63	W	38-14	H
10/05/63	L	24-31	A
09/27/64	W	26-10	H
10/31/64	L	14-35	A
11/14/65	L	20-30	H
11/28/65	W	27-23	A
10/02/66	T	24-24	H
12/17/66	L	28-38	A
10/29/67	L	23-30	A
11/19/67	L	24-29	H
09/22/68	L	31-47	H
10/27/68	L	14-48	A
10/05/69	L	14-23	H
10/26/69	L	17-23	A
09/27/70	L	21-31	H
11/22/70	L	3-17	A
10/10/71	W	20-0	H
12/12/71	L	6-13	A
10/15/72	L	13-41	H
10/29/72	L	10-34	A
10/14/73	L	7-9	H
11/11/73	L	13-33	A
10/13/74	W	24-0	A
11/17/74	L	16-21	H
10/05/75	L	7-36	A
12/07/75	L	28-30	H
10/18/76	W	41-7	H
11/21/76	W	38-24	A
10/02/77	L	27-30	A
10/30/77	W	24-13	H
10/29/78	W	55-21	H
11/19/78	W	19-17	A
09/09/79	W	56-3	H
12/09/79	L	26-27	A
10/05/80	W	21-11	A
11/02/80	W	34-21	H
10/11/81	L	24-28	A
11/15/81	L	6-17	H

09/19/82	L	7-31	H
09/18/83	W	23-13	H
11/27/83	L	3-26	A
09/30/84	W	28-21	A
10/28/84	W	30-20	H
10/20/85	W	20-13	H
11/24/85	L	13-16	OT A
12/28/85*	W	26-14	A
09/11/86	W	20-6	A
10/12/86	L	24-31	H
09/21/87	L	24-43	A
12/13/87	W	42-20	H
09/04/88	W	28-3	H
11/13/88	W	14-13	A
09/10/89	W	27-24	A
11/05/89	L	26-27	H
09/30/90	L	13-37	H
12/23/90	L	7-42	A
11/17/91	L	21-28	H
12/15/91	W	6-3	A
10/04/92	L	21-30	A
11/22/92	W	24-3	H
09/26/93	L	7-45	A
11/28/93	L	0-6	H
10/16/94	L	17-24	A
12/04/94	W	24-13	H
11/05/95	W	20-7	A
12/10/95	W	31-28	H
11/10/96	W	31-27	A
12/08/96	W	34-10	H
09/14/97	W	27-24	OT H
10/19/97	L	19-24	A
10/19/98	L	14-24	H
12/27/98	L	10-31	A
09/12/99	W	30-28	A
11/15/99	L	17-24	H
09/11/00	L	19-20	A
10/15/00	L	17-34	H
09/23/01	L	3-10	H
12/02/01	W	17-16	A
09/15/02	W	44-7	A
12/22/02	L	17-30	H
09/21/03	W	23-16	H
12/20/03	W	21-16	A
10/24/04	W	13-7	H
12/26/04	W	23-7	A
12/04/05	W	16-3	H
12/26/05	W	31-21	A
09/17/06	W	24-17	A
11/12/06	L	14-17	H
01/07/07*	W	37-16	H
09/09/07	W	38-14	A
12/16/07	W	20-10	H
09/14/08	W	19-10	A
11/13/08	L	31-34	OT H
09/20/09	L	9-16	A
11/22/09	W	31-14	H
09/19/10	L	14-28	A
12/06/10	W	45-3	H
01/16/11*	L	21-28	H
10/09/11	W	30-21	H
11/13/11	W	37-16	A
10/21/12	W	29-26	OT H
11/22/12**	W	49-19	A
09/12/13	W	13-10	H
10/20/13	L	27-30	OT A

10/16/14	W	27-25	H
12/21/14	W	17-16	A
10/25/15	W	30-23	H
12/27/15	L	20-26	OT A
11/27/16	W	22-17	A
12/24/16	W	41-3	H
10/15/17	W	24-17	A
12/31/17	W	26-6	H
11/25/18	W	27-13	A
12/30/18	W	38-3	H

Notes: Franchise known as N.Y. Titans from 1960-62. Games on 9/8/63 & 9/27/64 at B.C. Alumni Stadium; 9/22/68 at Legion Field in Birmingham, Ala.

* = Playoffs

** = Thanksgiving

OAKLAND RAIDERS

Patriots 19, Raiders 15 (1 Tie)

10/16/60	L	14-27	A
11/04/60	W	34-28	H
11/17/61	W	20-17	H
12/09/61	W	35-21	A
10/26/62	W	26-16	H
12/16/62	L	0-20	A
09/22/63	W	20-14	A
10/11/63	W	20-14	H
09/13/64	W	17-14	A
10/16/64	T	43-43	H
10/08/65	L	10-24	H
10/24/65	L	21-30	A
10/30/66	W	24-21	H
09/17/67	L	7-35	A
10/22/67	L	14-48	H
10/06/68	L	10-41	A
09/28/69	L	23-38	H
09/19/71	W	20-6	H
12/01/74	L	26-41	A
10/03/76	W	48-17	H
12/18/76*	L	21-24	A
09/24/78	W	21-14	A
11/01/81	L	17-27	A
09/29/85	L	20-35	H
01/05/86*	W	27-20	A
11/01/87	W	26-23	H
11/26/89	L	21-24	A
10/09/94	L	17-21	H
01/19/02*	W	16-13	OT H
11/17/02	L	20-27	A
09/08/05	W	30-20	H
12/14/08	W	49-26	A
10/02/11	W	31-19	A
09/21/14	W	16-9	H
11/19/17**	W	33-8	A

Notes: Franchise located in Los Angeles from 1982-94. The games on Oct. 16, 1960 and Dec. 9, 1961 were played in San Francisco. The game on Nov. 19, 2017 was played in Estadio Azteca in Mexico City

* = Playoffs

** = Played in Mexico City

SERIES RESULTS

PHILADELPHIA EAGLES

Eagles 8, Patriots 6

11/04/73	L	23-24	A
11/27/77	W	14-6	H
10/08/78	W	24-14	H
09/13/81	L	3-13	A
12/09/84	L	17-27	A
11/29/87	L	31-34	OT H
11/04/90	L	20-48	A
12/19/99	L	9-24	A
09/14/03	W	31-10	A
02/06/05*	W	24-21	N
11/25/07	W	31-28	H
11/27/11	W	38-20	A
12/06/15	L	28-35	H
02/04/18**	L	33-41	N

* = Super Bowl XXXIX

** = Super Bowl LIII

PITTSBURGH STEELERS

Patriots 16, Steelers 16

10/22/72	L	3-33	A
12/08/74	L	17-21	H
09/26/76	W	30-27	A
09/03/79	L	13-16	OT H
09/27/81	L	21-27	OT A
12/26/82	L	14-37	A
09/25/83	W	28-23	A
10/19/86	W	34-0	A
12/17/89	L	10-28	A
12/09/90	L	3-24	A
09/15/91	L	6-20	A
12/05/93	L	14-17	A
12/16/95	L	27-41	A
01/05/97*	W	28-3	H
12/13/97	L	21-24	OT H
01/03/98*	L	6-7	A
12/06/98	W	23-9	A
01/27/02*	W	24-17	A
09/09/02	W	30-14	H
10/31/04	L	20-34	A
01/23/05*	W	41-27	A
09/25/05	W	23-20	A
12/09/07	W	34-13	H
11/30/08	L	10-33	H
11/14/10	W	39-26	A
10/30/11	L	17-25	A
11/03/13	W	55-31	H
09/10/15	W	28-21	H
10/23/16	W	27-16	A
01/22/17*	W	36-17	H
12/17/17	W	27-24	A
12/16/18	L	10-17	A

* = Playoffs

SAN FRANCISCO 49ERS

49ers 8, Patriots 5

10/31/71	L	10-27	A
10/26/75	W	24-16	H
11/30/80	L	17-21	A
10/02/83	L	13-33	H
12/14/86	L	24-29	H
10/22/89	L	20-37	A
10/11/92	L	12-24	H
09/17/95	L	3-28	A
12/20/98	W	24-21	H
01/02/05	W	21-7	H
10/05/08	W	30-21	A
12/16/12	L	34-41	H
11/20/16	W	30-17	A

Note: Game on Oct. 22, 1989 was played in Palo Alto, Calif.

SEATTLE SEAHAWKS

Patriots 9, Seahawks 9

10/09/77	W	31-0	H
09/21/80	W	37-31	A
12/19/82	W	16-0	A
12/18/83	L	6-24	A
09/16/84	W	38-23	H
11/17/85	W	20-13	A
09/21/86	L	31-38	H
12/04/88	W	13-7	H
09/24/89	L	3-24	H
10/07/90	L	20-33	H
09/20/92	L	6-10	H
09/19/93	L	14-17	H
10/24/93	L	9-10	A
10/17/04	W	30-20	H
12/07/08	W	24-21	A
10/14/12	L	23-24	A
02/01/15*	W	28-24	N
11/13/16	L	24-31	H

* = Super Bowl XLIX

TAMPA BAY BUCCANEERS

Patriots 7, Buccaneers 2

12/12/76	W	31-14	A
10/27/85	W	32-14	A
12/11/88	W	10-7	OT H
11/16/97	L	7-27	A
09/03/00	L	16-21	H
12/17/05	W	28-0	H
10/25/09*	W	35-7	A
09/22/13	W	23-3	H
10/05/17	W	19-14	A

* = played in London

TENNESSEE TITANS

Patriots 25, Titans 17 (1 Tie)

11/25/60	L	10-24	H
12/18/60	L	21-37	A
10/13/61	T	31-31	H
11/12/61	L	15-27	A
09/16/62	W	34-21	H
11/18/62	L	17-21	A
11/01/63	W	45-3	H
12/08/63	W	46-28	A
11/06/64	W	25-24	H
11/29/64	W	34-17	A
09/19/65	L	10-31	A
12/18/65	W	42-14	H
11/13/66	W	27-21	H
12/11/66	W	38-14	A
11/05/67	W	18-7	H
11/26/67	L	6-27	A
10/13/68	L	0-16	H
12/15/68	L	17-45	A
11/02/69	W	24-0	H
12/14/69	L	23-27	A
11/07/71	W	28-20	H
11/25/73	W	32-0	A
09/21/75	L	0-7	H
11/12/78	L	23-26	H
12/31/78*	L	14-31	H
11/10/80	L	34-38	A
10/18/81	W	38-10	H
11/28/82	W	29-21	H
10/18/87	W	21-7	A
09/25/88	L	6-31	A
10/08/89	W	23-13	H
09/22/91	W	24-20	H
10/17/93	L	14-28	H
09/20/98	W	27-16	H
12/16/02	L	7-24	A
10/05/03	W	38-30	H
01/10/04*	W	17-14	H
12/31/06	W	40-23	A
10/18/09	W	59-0	H
09/09/12	W	34-13	A
12/20/15	W	33-16	H
01/13/18*	W	35-14	H
11/11/18	L	10-34	A

Notes: Franchise located in Houston from 1960-96. Named Tennessee Oilers from 1997-98.

* = Playoffs

WASHINGTON REDSKINS

Redskins 6, Patriots 4

10/01/72	W	24-23	H
09/03/78	L	14-16	H
10/25/81	L	22-24	A
09/23/84	L	10-26	H
12/15/90	L	10-25	H
10/13/96	L	22-27	H
09/28/03	L	17-20	A
10/28/07	W	52-7	H
12/11/11	W	34-27	A
11/08/15	W	27-10	H

PATRIOTS OVERTIME GAMES

The Patriots are 22-23 all-time in regular-season and postseason overtime games during their 59-year history. New England set an NFL record with an eight-game overtime winning streak (including playoffs) from 2000-03. The Patriots are 16-18 when the game is decided by a field goal and 6-5 when a touchdown is the deciding factor. Below is a brief description of each overtime game.

REGULAR SEASON (19-23)

09/26/77 at Cleveland 30, Patriots 27 L
John Smith sent the game into overtime with a 28-yard field goal with no time remaining in regulation. Cleveland's Don Cockroft capped a 10-play, 53-yard drive with a 35-yard game-winning field goal after 4:45 of overtime.

09/03/79 Pittsburgh 16, at Patriots 13 L
Pittsburgh's Matt Bahr drilled a 41-yard field goal to give the Steelers the victory at the 5:10 mark in overtime. The clutch field goal came on Bahr's first professional career attempt.

11/25/79 Buffalo 16, at Patriots 13 L
Buffalo's Nick Mike-Mayer kicked a 29-yard field goal 4:45 into overtime to give the Bills the victory.

12/08/80 at Miami 16, Patriots 13 L
Uwe von Schamann kicked his third field goal of the day, a 23-yard game-winner, which gave Miami the three-point victory, 3:20 into overtime.

09/27/81 at Pittsburgh 27, Patriots 21 L
The Patriots scored two touchdowns in the fourth quarter to recover from a 21-7 deficit. Unfortunately, Terry Bradshaw hit Lynn Swann with a 24-yard touchdown pass 3:19 into overtime to thwart the Patriots hopes for victory.

11/08/81 Miami 30, at Patriots 27 L
Patriot John Smith nailed a 34-yard field goal with 10 seconds remaining in regulation that sent the game into overtime. The Dolphins Uwe von Schamann kicked a 30-yard field goal 7:09 into the extra quarter that gave Miami the victory.

09/04/83 Balt. Colts 29, at Patriots 23 L
The Colts Raul Allegre kicked a 33-yard field goal as time expired in the fourth quarter to send the game into overtime. On the first play of overtime, Baltimore's LB Johnnie Cooks picked up a Tony Collins fumble and rumbled 52 yards for the game-winning score.

11/24/85 at N.Y. Jets 16, Patriots 13 L
New England's Tony Franklin sent the game into overtime with a 28-yard field goal with 16 seconds remaining in regulation. In the extra session, the Jets Pat Leahy kicked a 32-yard field goal to give the Jets a 16-13 win.

11/15/87 Dallas 23, at Patriots 17 L
The Cowboys Roger Ruzek's 20-yard field goal with 28 seconds remaining in regulation tied the game at 17. In overtime, Dallas running back Herschel Walker trotted 60 yards for the game-winning touchdown.

11/29/87 Philadelphia 34, at Patriots 31 L
The Patriots scored the final 21 points of regulation to send the game into overtime tied at 31. After 12:16 elapsed in overtime, the Eagles Paul McFadden connected from 38 yards, on his second field goal attempt in overtime.

12/11/88 at Patriots 10, Tampa Bay 7 W
The Patriots were victorious in overtime for the first time in franchise history, snapping their 10-game overtime losing streak. Jason Staurovsky kicked a 27-yard field goal 3:08 into overtime for the win.

10/29/89 Patriots 23, at Indianapolis 20 W
New England's Greg Davis kicked a 51-yard field goal, 9:57 into overtime for the 23-20 victory. The Colts Dean Biasucci sent the game into overtime when he kicked a 39-yard field goal with 51 seconds remaining in regulation.

10/20/91 at Patriots 26, Minnesota 23 W
With no time remaining in overtime, New England's Jason Staurovsky nailed a 42-yard field goal that gave the Patriots a 26-23 victory. The field goal attempt was Staurovsky's second in overtime.

12/08/91 at Patriots 23, Indianapolis 17 W
The Patriots scored the game's final 20 points and won their fourth consecutive overtime game. Hugh Millen connected with Ben Coates for a 2-yard touchdown with seven seconds remaining in regulation and then repeated the feat in overtime when he hit Michael Timpson for the 45-yard game-winning touchdown.

11/15/92 Patriots 37, at Indianapolis 34 W
The Patriots Charlie Baumann scored the final six points, including the game-winning 18-yard field goal, 11:35 into the extra session. The win snapped the Patriots nine-game losing streak during the 1992 season. Baumann's 44-yard field goal with two seconds remaining in regulation sent the game into overtime.

12/27/92 Miami 16, at Patriots 13 L
The Dolphins were able to clinch the AFC East crown and a bye in the first round of the playoffs after they scored the game's final 13 points to win 16-13. Pete Stoyanovich's 35-yard field goal 6:43 into overtime propelled the Dolphins to victory.

09/12/93 Detroit 19, at Patriots 16 L
Detroit's Jason Hanson kicked a 38-yard field goal, his fourth of the day, 11:04 into overtime to lift the Lions to victory. Drew Bledsoe threw a 2-yard touchdown pass to Vincent Brisby with two seconds remaining in regulation which sent the game into overtime.

11/07/93 Buffalo 13, at Patriots 10 L
Buffalo's Steve Christie kicked a 27-yard field goal with 14 seconds remaining in regulation to send the contest into overtime. Each team had two opportunities to score in the extra session and Christie kicked the game winning 32-yard field goal on Buffalo's second chance.

01/02/94 at Patriots 33, Miami 27 W
Drew Bledsoe connected with Michael Timpson for the 36-yard game winning touchdown to cap one of the greatest endings in Patriots history. The lead changed four times in the fourth quarter as the two teams combined for 27 points. Miami's Pete Stoyanovich sent the game into overtime with a 24-yard field goal with four seconds remaining in regulation.

11/13/94 at Patriots 26, Minnesota 20 W
The Patriots completed one of the greatest comebacks in team history, recovering from a 20-0 deficit to defeat the Vikings. New England's Matt Bahr sent the game into overtime when he kicked a 23-yard field goal with 14 seconds remaining. Drew Bledsoe completed a 14-yard touchdown pass to Kevin Turner 4:10 into overtime to give the Patriots the victory.

PATRIOTS OVERTIME GAMES

10/29/95 Carolina 20, at Patriots 17 L
The Patriots scored 14 points in the fourth quarter on two Curtis Martin touchdown runs and tied the score at 17. However, the expansion Panthers were victorious when John Kasay booted a 29-yard field goal with 7:52 remaining in the extra period.

09/22/96 at Patriots 28, Jacksonville 25 W
The Patriots jumped out to a 22-0 first half lead but the Jaguars clawed their way back. Jaguars quarterback Mark Brunell's touchdown passes of 51, 41 and 61 yards gave them life in the second half and Mike Hollis' 27-yard field goal in the fourth quarter tied the game at 25. However, Patriots rookie kicker Adam Vinatieri converted five of six field goal attempts, including a 40-yarder in overtime to give the Patriots the victory.

09/14/97 at Patriots 27, N.Y. Jets 24 W
The Patriots won their third consecutive game to open the 1997 season, 27-24, in dramatic fashion when placekicker Adam Vinatieri kicked a 34-yard field goal 6:57 into overtime. The Jets had a chance to win the game at the end of regulation, but defensive end Mike Jones blocked a 29-yard field goal attempt by John Hall with 16 seconds remaining in the game.

12/13/97 Pittsburgh 24, at Patriots 21 L
The Steelers sent the game into overtime on a touchdown pass from Kordell Stewart to Mark Bruener and a two-point conversion. They capitalized on a Drew Bledsoe interception with just over two minutes remaining in the game. In the overtime period, the Steelers won the toss and took their only possession 61 yards downfield to set up the game-winning Norm Johnson field goal.

10/25/98 at Miami 12, Patriots 9 L
The Dolphins scored the game's final six points, including Olindo Mare's game-winning 43-yard kick. New England's Adam Vinatieri accounted for all of the Patriots nine points, connecting on three of four field goal attempts.

12/26/99 Buffalo 13, at Patriots 10 L
The Patriots missed two field goals, one at the end of regulation and one in overtime, and lost to Buffalo. The Bills scored a touchdown to tie the game at 10 with 4:34 remaining and Steve Christie kicked a 23-yard field goal with 1:51 remaining in overtime for the victory.

11/05/00 Buffalo 16, at Patriots 13 L
Buffalo's Steve Christie booted a 32-yard field goal, the third of his career, in overtime against the Patriots. He also tied the game with a 48-yard kick with four seconds remaining in regulation. The Patriots, playing without Drew Bledsoe, took the lead, 13-10 on a 43-yard field goal by Adam Vinatieri.

12/17/00 Patriots 13, at Buffalo 10 W
Amid a snowstorm in Buffalo, Patriots kicker Adam Vinatieri nailed a 24-yard field goal in overtime for the victory. The game time temperature was 35 degrees, with a wind chill of six, and 40 mile-per-hour winds blew snow across the field making traction difficult for both sides. The Patriots and Bills tied the 1984 and 1985 Denver Broncos and Oakland Raiders for an NFL record as they entered overtime for the third consecutive meeting.

10/14/01 at Patriots 29, San Diego 26 W
The Patriots scored 10 points in the final nine minutes of regulation to tie the game at 26. Adam Vinatieri kicked a 23-yard field goal with 3:31 to play and Tom Brady connected with Jermaine Wiggins for a 3-yard touchdown to tie the game with just 36 seconds remaining. In overtime, Vinatieri nailed a 44-yard field goal for the victory.

12/16/01 Patriots 12, at Buffalo 9 W
The Patriots and Bills needed overtime to decide the outcome of their game for the fourth time in five meetings. Adam Vinatieri converted all four of his field goal attempts, including the game-winning 23-yard field goal in overtime. Former Bills RB Antowain Smith led the Patriots with 95 yards rushing, including a 38-yard run in overtime to get New England in field goal position.

09/22/02 at Patriots 41, Kansas City 38 W
The Patriots and Chiefs scored 42 points in the fourth quarter, including the last 14 by the Chiefs to tie the game at 38 at the end of regulation. The Patriots won the toss and drove 53 yards on nine plays and Adam Vinatieri nailed a 35-yard field goal for the Patriots victory. It was also the first overtime game at Gillette Stadium.

12/29/02 at Patriots 27, Miami 24 W
The Patriots trailed 21-7 with 1:06 remaining in the first half, but outscored the Dolphins 20-3 the rest of the way for their sixth consecutive overtime victory. New England scored the game's final 11 points on a Tom Brady touchdown pass to Troy Brown, the two-point conversion on a Brady to Christian Fauria pass and then Adam Vinatieri boomed a 43-yard field goal with 1:09 remaining in regulation. New England won the toss and drove 43 yards on seven plays and Vinatieri kicked a 35-yard game-winning field goal.

10/19/03 Patriots 19, at Miami 13 W
Richard Seymour blocked a 35-yard field goal attempt with 2:00 left in the game to send the game into the extra session. In overtime, Miami's Olindo Mare missed another 35-yard attempt wide right, then a Tyrone Poole interception at the Patriots 18-yard line snuffed out another Miami opportunity in overtime. On the next play, Tom Brady hit Troy Brown for an 82-yard touchdown strike, sending the Patriots home with a 19-13 win.

11/23/03 Patriots 23, at Houston 20 W
The Patriots set the all-time NFL mark with their eighth consecutive overtime victory in a nail-biter in the Lone Star State. The Texans took a 20-13 lead into the final minute of the game, but Tom Brady found Daniel Graham for a four-yard touchdown strike to tie the game at 20 with just 40 seconds left in regulation. The extra frame was a possession battle until the Patriots mounted a 76-yard drive in the final minutes of overtime, ending in a 28-yard field goal by Adam Vinatieri with 45 seconds left.

11/13/08 N.Y. Jets 34, at Patriots 31 L
The Patriots had their NFL-record eight-game overtime winning streak snapped in a loss to the Jets at Gillette Stadium. New England rallied from a 24-6 second-quarter deficit to tie the game at 24-24 early in the fourth quarter. N.Y. held a 31-24 lead into the final minute, but Randy Moss made a memorable tiptoe catch on a pass from Matt Cassel along the side of the end zone for a 16-yard touchdown with one second left to force overtime. But, N.Y. won the coin toss and marched 64 yards on 14 plays to set up a game-winning 34-yard field goal by Jay Feely.

10/11/09 Denver 20, Patriots 17 L
The Patriots failed to hold onto a 17-7 halftime lead in a 20-17 overtime loss to Denver. QB Tom Brady was limited to five completions for 63 yards in the second half. New England entered the final quarter with a 17-10 lead, but Denver marched 98 yards in 12 plays before QB Kyle Orton completed an 11-yard touchdown pass to WR Brandon Marshall to tie the game at 17 with 5:21 remaining in regulation. With under two minutes remaining, New England moved to the Denver 49-yard line before DE Vonnie Holliday forced a fumble on a Brady sack to end the Patriots scoring threat. Denver took the overtime kickoff and moved 58 yards in 11 plays to set up a 41-yard game-winning field goal.

PATRIOTS OVERTIME GAMES

10/17/10..... Patriots 23, Baltimore 20 W
Kicker Stephen Gostkowski drilled a 35-yard field goal in overtime to give New England a 23-20 victory over the Baltimore Ravens at Gillette Stadium. Tom Brady, who finished the game 27-of-44 for 292 yards, completed 16-of-24 passes for 156 yards with one touchdown during a fourth quarter rally as New England scored the final 13 points to get the win and overcome a 20-10 fourth quarter deficit.

10/21/12..... Patriots 29, N.Y. Jets 26 W
The Patriots squandered a 10-point fourth-quarter lead but came through in the clutch when Rob Ninkovich and Jermaine Cunningham combined for a strip-sack of Jets QB Mark Sanchez in overtime as the Patriots defense was able to seal the victory following a Stephen Gostkowski field goal in the Patriots opening drive of the extra session. Tom Brady led two clutch drives - one late in the fourth quarter and the other in overtime and Gostkowski drilled two field goals - a 43-yarder as time expired in regulation and the 48-yarder in the first overtime drive.

10/20/13..... Patriots 27, N.Y. Jets 30 L
The Patriots 11-point halftime lead evaporated on the second play of the second half when Tom Brady threw an interception to Jets S Antonio Allen, who returned the pick for a 23-yard touchdown. New England netted -5 yards on offense in the third quarter while the Jets scored 17 points in the frame to take a 27-21 lead heading into the fourth quarter. The Patriots managed to tie the score on the final drive of regulation when Stephen Gostkowski drilled a 44-yard field goal with :19 left on the clock. The Patriots won the overtime coin toss but only managed one first down and were forced to punt. New York then engineered a 14-play, 56-yard drive that included a 15-yard unsportsmanlike conduct penalty on the Patriots and Jets K Nick Folk hit a 42-yard field goal to win the game and end a five-game losing streak to New England.

11/24/13..... Patriots 34, Denver 31..... W
New England fumbled on its first three offensive possessions of a cold, windy November game and entered the locker room down 24-0 at halftime. The Patriots came back in the second half and scored on five straight possessions to take a 31-24 lead in the fourth quarter. Peyton Manning then led Denver on a 10-play, 79 yard touchdown drive to tie the game late in the fourth quarter. The Patriots won the overtime coin toss and took the wind, giving the Broncos the first possession in the extra frame. The two teams traded possessions until a high-arching Patriots punt by Ryan Allen was muffed by Denver and recovered by New England deep in Broncos territory. Stephen Gostkowski drilled a 31-yard field goal to cap the greatest comeback in franchise history.

11/29/15..... Denver 30, Patriots 24 L
The Denver Broncos overcame a 21-7 fourth-quarter deficit to win, 30-24, in overtime and hand the visiting Patriots their first loss of the season. Facing a late 21-17 fourth-quarter deficit, Denver QB Brock Osweiler led the Broncos on a 5-play, 83 yard drive capped off by a 4-yard touchdown strike to WR Andre Caldwell that gave the Broncos their first lead of the night at 24-21 with 1:09 left to play. Not to be outdone, Tom Brady then led New England 51 yards down the field into Denver territory, completing three of his four passes, before Stephen Gostkowski connected on a game-tying 47-yard field goal as time expired. The Patriots won the coin toss in overtime and elected to receive but were stopped on three straight plays. On Denver's second play from scrimmage, RB C.J. Anderson scampered 48 yards to the end zone giving Denver a dramatic victory in the snowy conditions at Mile High.

12/27/15 N.Y. Jets 26, Patriots 20 L
Tom Brady rallied the Patriots from a 17-3 deficit to tie the game at 20 with under two minutes to play in regulation on a 9-yard touchdown pass to RB James White. The 11-play, 66 yard drive was highlighted by two critical fourth-down conversions to TE Rob Gronkowski, the second being a 26-yard completion on fourth-and-9 that put New England at the Jets 9-yard line. Brady hit White for the game-tying score on the very next play. After winning the coin toss the Patriots elected to kick, which resulted in a 5-play, 80 yard drive capped off by a 6-yard touchdown reception from WR Eric Decker that gave New York the victory.

POSTSEASON (3-0)

01/19/02..... at Patriots 16, Oakland 13* W
Adam Vinatieri boomed a 45-yard field goal with 27 seconds remaining in regulation to tie the game up at 13 and send it into overtime. The game time temperature dipped to 25 degrees and the field was covered by five inches of snow that didn't let up until the game was over. In overtime, the Patriots drove 61 yards on 15 plays and Vinatieri nailed a 23-yard field goal for the 16-13 victory. The Patriots became just the second team in postseason overtime history (16 games) to win the contest on the opening drive of the extra stanza.
*-AFC Divisional Playoff Game

02/05/17..... Patriots 34, Atlanta28* W
James White's 2-yard touchdown run in overtime sealed a victory and capped off the greatest comeback in Super Bowl history as the Patriots erased a 25-point third quarter deficit. Down 21-3 the Patriots didn't do much to help their cause early in the second half as Atlanta added to their lead on a 6-yard touchdown reception from Matt Ryan to Tevin Coleman to make the score 28-3. From there it was all Patriots, with the key turning point in the game being a fourth quarter strip sack by Dont'a Hightower that gave the Patriots possession deep in Atlanta territory down 28-12 with under nine minutes left to play. A 6-yard Danny Amendola touchdown reception along with a James White 2-point conversion made the score 28-20. After Atlanta's ensuing drive stalled deep in New England territory, Tom Brady led a 10-play, 91-yard drive that ended with a 1-yard James White touchdown run and a second successful 2-point conversion to tie the score at 28-28. After winning the overtime coin toss, Tom Brady orchestrated an 8-play, 75-yard drive that ended in James White's winning 2-yard touchdown run that captured the Patriots fifth Super Bowl title.
*-Super Bowl LI

01/20/19..... Patriots 37, at Kansas City 31* W
Rex Burkhead's 2-yard touchdown run in overtime sent the Patriots to their third straight Super Bowl and clinched a 37-31 AFC Championship victory over the Kansas City Chiefs on a frigid night at Arrowhead Stadium. The Patriots opened up a 14-0 halftime lead in which they dominated the time of possession and held a high-powered Chiefs offense to just 32 total yards of offense. Both teams would trade scores throughout the second half with Kansas City roaring back to take two fourth-quarter leads, the last coming on a 2-yard touchdown run by Damien Williams with 2:03 left to play that put Kansas City ahead, 28-24. Tom Brady then led a 6-play, 65-yard drive capped off by a 4-yard touchdown run by Rex Burkhead to retake the lead briefly before Chiefs kicker Harrison Butker tied the game at 31 at the end of regulation. After winning the overtime coin toss, Brady led a methodical 13-play, 75-yard drive, highlighted by three third-down conversions that culminated in Burkhead's 2-yard game-winning score to send New England on to Super Bowl LIII.
*-AFC Championship Game

RESULTS

YEAR-BY-YEAR ATTENDANCE

REGULAR SEASON

HOME GAMES

ROAD GAMES

SEASON TOTAL

Year	Gms	Attendance	Avg.	Gms	Attendance	Avg.	Totals	Avg.
1960	7	118,260	16,894	7	110,316	15,759	228,576	16,327
1961	7	115,610	16,516	7	129,984	18,569	245,594	17,542
1962	7	150,626	21,518	7	170,983	24,426	321,609	22,972
1963	7	169,870	24,267	7	143,936	20,562	313,806	22,445
1964	7	199,652	28,522	7	175,246	25,035	374,898	26,778
1965	7	143,098	20,456	7	245,069	35,009	388,583	27,756
1966	7	190,138	27,163	7	240,668	34,381	430,806	30,772
1967*	6	138,861	23,144	8	287,279	35,910	426,140	30,439
1968**	7	156,459	22,351	7	289,204	41,315	445,663	31,833
1969	7	149,412	21,345	7	284,587	40,655	433,999	31,000
1970	7	245,537	35,077	7	361,842	51,692	607,379	43,384
1971	7	411,109	58,730	7	383,143	54,735	794,252	56,732
1972	7	426,993	60,999	7	402,159	57,451	829,152	59,225
1973	7	410,443	58,635	7	416,805	59,544	827,248	59,089
1974	7	420,903	60,129	7	411,595	58,799	832,498	59,464
1975	7	411,490	58,784	7	379,112	54,159	790,602	56,472
1976	7	378,994	54,142	7	387,422	55,347	766,416	54,745
1977	7	415,959	59,423	7	399,419	57,060	815,378	55,241
1978	8	478,978	59,872	8	455,679	56,960	934,657	58,416
1979	8	473,141	59,143	8	502,492	62,812	975,633	60,977
1980	8	458,283	57,285	8	442,001	55,250	900,284	56,268
1981	8	414,741	51,843	8	413,073	51,634	827,814	51,738
1982@	4	149,188	37,297	5	231,781	46,356	380,969	42,330
1983	8	370,958	46,370	8	416,024	52,003	786,982	49,186
1984	8	392,275	49,034	8	468,464	58,558	860,739	53,796
1985	8	438,817	54,852	8	458,341	57,293	897,158	56,072
1986	8	477,688	59,711	8	537,779	67,222	1,015,467	63,467
1987@	8	374,302	46,788	7	431,739	61,677	806,041	53,736
1988	8	438,627	54,828	8	400,372	50,047	838,999	52,337
1989	8	482,336	49,665	8	494,631	61,827	976,967	55,419
1990	8	311,623	38,953	8	417,304	52,163	728,927	45,558
1991	8	303,116	37,890	8	433,249	54,156	736,365	46,023
1992	8	308,409	38,551	8	430,820	53,853	739,229	46,202
1993	8	362,964	45,371	8	443,708	55,464	806,672	50,417
1994	8	472,718	59,090	8	481,673	60,209	954,391	59,649
1995	8	466,743	58,343	8	504,373	63,047	971,116	60,695
1996	8	468,301	58,538	8	522,829	65,354	991,130	61,946
1997	8	477,431	59,679	8	547,518	68,440	1,024,949	64,059
1998	8	475,828	59,479	8	516,846	64,606	992,674	62,042
1999	8	461,624	57,703	8	553,917	69,240	1,015,541	63,471
2000	8	458,880	57,360	8	548,258	68,532	1,007,138	62,946
2001	8	482,336	60,292	8	548,258	68,532	1,030,594	61,261
2002	8	547,488	68,436	8	548,581	68,573	1,096,069	68,152
2003	8	547,488	68,436	8	580,027	72,503	1,127,515	70,470
2004	8	550,048	68,756	8	558,162	69,770	1,108,210	69,263
2005	8	550,048	68,756	8	586,855	73,357	1,136,903	71,056
2006	8	550,048	68,756	8	560,722	70,090	1,110,770	69,423
2007	8	550,048	68,756	8	559,318	69,915	1,109,366	69,335
2008	8	550,048	68,756	8	550,100	68,763	1,100,148	68,759
2009	8	550,048	68,756	8	587,952	73,494	1,138,000	71,125
2010	8	550,048	68,756	8	538,705	67,338	1,088,753	68,047
2011	8	550,048	68,756	8	564,643	70,580	1,114,691	69,668
2012	8	550,048	68,756	8	584,690	73,086	1,134,738	70,721
2013	8	550,048	68,756	8	570,769	71,346	1,120,817	70,051
2014	8	550,048	68,756	8	561,935	70,242	1,111,983	69,499
2015	8	534,632	66,829	8	601,655	75,207	1,136,287	71,018
2016	8	534,632	66,829	8	560,140	70,018	1,094,772	68,423
2017	8	527,024	65,878	8	571,914	71,501	1,098,938	68,684
2018	8	527,024	65,878	8	541,506	67,688	1,068,530	66,783
Totals	449	23,827,723	53,068	451	25,997,125	57,643	49,824,848	55,361

POSTSEASON ATTENDANCE

HOME GAMES

ROAD GAMES

SEASON TOTAL

Year	Gms	Attendance	Avg.	Gms	Attendance	Avg.	Total	Avg.
1963	-	-	-	2	64,314	32,157	64,314	32,157
1976	-	-	-	1	54,037	54,037	54,037	54,037
1978	1	61,297	61,297	-	-	-	61,297	61,297
1982	-	-	-	1	68,842	68,842	68,842	68,842
1985	-	-	-	4^	308,690	77,173	308,690	77,173
1986	-	-	-	1	76,105	76,105	76,105	76,105
1994	-	-	-	1	77,452	77,452	77,452	77,452
1996	2	120,378	60,189	1^	72,301	72,301	192,679	64,226
1997	1	60,041	60,041	1	61,228	61,228	121,269	60,635
1998	-	-	-	1	72,559	72,559	72,559	72,559
2001	1	60,292	60,292	2^	137,626	68,813	197,918	65,973
2003	2	136,872	68,436	1	71,525	71,525	208,397	69,466
2004	1	68,756	68,756	2^	143,367	71,684	212,123	70,708
2005	1	68,756	68,756	1	76,238	76,238	144,994	72,497
2006	1	68,756	68,756	2	126,243	63,122	194,999	65,000
2007	2	137,512	68,756	1^	71,101	71,101	208,613	69,538
2009	1	68,756	68,756	-	-	-	68,756	68,756
2010	1	68,756	68,756	-	-	-	68,756	68,756
2011	2	137,512	68,756	1^	68,658	68,658	206,170	68,723
2012	2	137,512	68,756	-	-	-	137,512	68,756
2013	1	68,756	68,756	1	77,110	77,110	145,866	72,933
2014	2	137,512	68,756	1^	70,288	70,288	207,800	69,267
2015	1	66,829	66,829	1	77,112	77,112	143,941	71,971
2016	2	133,658	66,829	1^	70,807	70,807	204,465	68,155
2017	2	131,756	65,878	1^	67,612	67,612	199,368	66,556
2018	1	65,878	65,878	2^	147,115	73,558	212,993	70,798
Totals	27	1,799,585	66,651	30	2,060,330	68,678	3,859,915	67,918
GRAND TOTALS	476	25,627,308	53,839	481	28,057,455	58,332	53,684,733	56,097

*Game vs. Chargers was moved to San Diego due to a World Series scheduling conflict at Fenway Park

**Game vs. Jets was moved to Birmingham, Ala. due to a scheduling conflict at Fenway Park, but still considered a "home" game for the Patriots.

^Super Bowl played at a neutral site.

@-1982 and 1987 season games were shortened due to player strikes.

1961 FINAL STATISTICS (9-4-1)

HEAD COACH: LOU SABAN (2-3), MIKE HOLOVAK (7-1-1) • SECOND IN AFL EAST • HOME STADIUM: BOSTON UNIVERSITY FIELD

Date	W/L	Score	Opp.	Att.
9/09	L	20-21	N.Y. Titans	16,683
9/16	W	45-17	Denver	14,479
9/23	W	23-21	at Buffalo	21,504
10/01	L	30-37	at N.Y. Titans	15,189
10/07	L	27-38	San Diego	17,748
10/13	T	31-31	Houston	15,070
10/22	W	52-21	Buffalo	9,398
10/29	W	18-17	at Dallas Texans	20,500
11/03	W	28-21	Dallas Texans	25,063
11/12	L	15-27	at Houston	35,649
11/17	W	20-17	Oakland	17,169
12/03	W	28-24	at Denver	9,303
12/09	W	35-21	at Oakland	6,500
12/17	W	41-0	at San Diego	21,339

TEAM STATISTICS	PATS	OPP
TOTAL FIRST DOWNS	238	243
By Rushing	93	72
By Passing	120	151
By Penalty	25	20
TOTAL NET YARDS	4214	4123
Avg. per Game	301.0	294.5
Total Offensive Plays	936	967
Avg. per Play	4.5	4.3
NET YARDS RUSHING	1675	1041
Total Rushing Plays	389	350
Avg. per Rush	4.3	3.0
Avg. per Game	119.6	74.4
NET YARDS PASSING	2539	3082
Avg. per Game	181.4	220.1
Sacked/Yards Lost	33/256	44/408
Gross Yards Passing	2795	3490
Att./Completions	420/206	479/241
Completion Pct.	49.0	50.3
Had Intercepted	21	22
PUNTS/AVERAGE	64/37.6	71/40.7
PUNTS RETURN /AVG	32/13.0	15/16.3
PENALTIES/YARDS	64/659	67/662
FUMBLES/BALLS LOST	24/19	36/20
TOUCHDOWNS	52	41
Rushing	15	9
Passing	29	27
Returns	8	5

SCORE BY PERIODS	1	2	3	4	OT	TOTAL
Patriots	98	98	118	99	-	413
Opponents	45	109	51	108	-	313

SCORING	TD	Ru	Pa	Rt	PAT	FG	S	TP
Cappelletti	8	0	8	0	48/50	17/32	0	147
Lott	11	5	6	0	0	0	0	66
Colclough	9	0	9	0	0	0	0	54
Garron	6	2	3	1	0	0	0	36
Parilli	5	4	0	1	0	0	0	32
Webb	4	0	0	0	0	0	0	24
Stephens	3	0	2	1	0	0	0	18
Burton	3	2	0	1	0	0	0	18
Johnson	1	0	1	0	0	0	0	6
Moore	1	0	0	1	0	0	0	6
Yewcic	1	1	0	0	0	0	0	6
Patriots	52	15	29	8	48/50	17/32	0	413
Opponents	41	9	27	5	40/40	9/23	0	313

2-Pt. Conversions: Parilli 1-1, Songin 0-1. Patriots 1-2, Opp.: 0-1.

RUSHING	NO	YDS	AVG	LG	TD
Lott	100	461	4.6	38	5
Garron	69	389	5.6	85t	2
Burton	82	260	3.2	43	2
Parilli	38	183	4.8	24	4
Crawford	41	148	3.6	34	0
West	26	90	3.5	31	0
Yewcic	11	51	4.6	13	1
Songin	8	39	4.9	11	0
Colclough	3	37	12.3	16	0
Schwedes	10	14	1.4	5	0
Washington	1	3	3.0	3	0
Patriots	389	1675	4.3	85t	14
Opponents	350	1041	3.0	29	9

RECEIVING	NO	YDS	AVG	LG	TD
Cappelletti	45	768	17.1	53	8
Colclough	42	757	18.0	58t	9
Lott	32	333	10.4	47	6
Garron	24	341	14.2	51t	2
Stephens	19	186	9.8	31	2
Burton	13	115	8.8	45	0
Crawford	9	85	9.4	25	0
Johnson	9	82	9.1	21	1
Yewcic	6	56	9.3	46	0
West	5	42	8.4	18	0
Schwedes	1	21	21.0	21	0
Shonta	1	9	9.0	9	0
Patriots	206	2795	13.6	58t	29
Opponents	241	3490	14.5	75t	27

INTERCEPTIONS	NO	YDS	AVG	LG	TD
Webb	5	153	30.6	59	2
Washington	4	45	11.3	33	0
Addison	4	17	4.3	10	0
Brunej	2	20	10.0	12	0
Robutti	2	18	9.0	11	0
Hall	2	12	6.0	12	0
Beach	1	37	37.0	37	0
Loudd	1	12	12.0	12	0
Shonta	1	12	12.0	12	0
Patriots	22	326	14.8	59	2
Opponents	21	198	9.4	38	1

PUNTING	NO	YDS	AVG	LG	BLK
Yewcic	64	2406	37.6	64	2
Patriots	64	2406	37.6	64	2
Opponents	71	2887	40.7	70	2

PUNT RETURNS	NO	YDS	AVG	LG	TD
Brunej	23	109	4.7	11	0
Burton	8	128	16.0	62	0
Lott	1	8	8.0	8	0
Patriots	32	245	13.0	62	0
Opponents	15	245	16.3	55	2

KICK RETURNS	NO	YDS	AVG	LG	TD
Garron	16	438	27.4	89	1
Burton	15	401	26.7	91t	1
West	7	191	27.3	37	0
Long	4	24	6.0	11	0
Beach	2	38	19.0	20	0
Webb	1	21	21.0	21	0
Ratkowski	1	17	17.0	17	0
Stephens	1	6	6.0	6	0
Schwedes	1	0	0.0	0	0
Cudzik	1	0	0.0	0	0
Patriots	49	1136	23.2	91t	2
Opponents	53	1255	23.7	90t	1

SACKS: Loudd 7.0, Dee 5.5, Addison 3.5, Hunt 3.0, Klein 2.5, Jacobs 1.0, Robutti 1.0, Hall 0.5, Team 3.0.

FIELD GOALS	1-19	20-29	30-39	40-49	50+
Cappelletti	3-3	3-7	9-14	2-8	0-0
Patriots	3-3	3-7	9-14	2-8	0-0
Opponents	4-4	4-7	1-4	0-6	0-2

Cappelletti: (28G,32G,32N) (35G) (36G,35G,27N,46G) (34G,30G,22N,16G,46B) (0) (42N,17G,42N) (12G) (24G)(47N,27B) (33G,29N) (29G,33G,42N) (32B) (32N,35N,40N) (40G,32N,38G).

OPPONENTS: (0) (34G,27N,52N) (0) (26G) (10G, 41N, 26N) (35N, 49N, 24G) (0) (25G,42N,32N,38N) (44N) (25G,19G) (16G,60N)(23N,18G,43N, 43N) (0).

EDITORS NOTE: Due to insufficient data, the starting line-ups from 1960-67 are incomplete.

1961 Coaching Staff: Joe Collier, Defensive Backfield, Mike Holoavak, Offensive Backfield, Red Miller, Offensive Line, Jerry Smith, Defensive Line.

AFL All-Stars (7): LB Tom Addison (1), DB Fred Brunej (1), WR Gino Cappelletti (1), DE Bob Dee (1), HB Larry Garron (1), DT Jim Hunt (1), G Charlie Lee (1), Team.

PASSING	ATT	CMP	YARDS	CMP%	YDS/ATT	TD	TD%	INT	INT%	LG	SK/YDS	RATING
Songin	212	98	1429	46.2	6.74	14	6.6	9	4.2	58t	-/-	73.0
Parilli	198	104	1314	52.5	6.64	13	6.6	9	4.5	53	-/-	76.5
Yewcic	8	3	25	37.5	3.13	1	12.5	2	25.0	18t	-/-	46.4
Cappelletti	1	1	27	100.0	27.00	1	100.0	0	0.0	27t	-/-	158.3
Burton	1	0	0	0.0	0.00	0	0.0	1	0.0	0	-/-	0.0
Patriots	420	206	2795	49.0	6.65	29	6.9	21	5.0	58t	33/256	72.9
Opponents	479	241	3490	50.3	7.29	27	5.6	22	4.6	75t	44/408	74.0

1962 FINAL STATISTICS (9-4-1)

HEAD COACH: MIKE HOLOVAK • SECOND IN AFL EAST • HOME STADIUM: BOSTON UNIVERSITY FIELD

Date	W/L	Score	Opp.	Att.
9/08	L	28-42	at Dallas Texans	32,000
9/16	W	34-21	* Houston	32,276
9/21	W	41-16	Denver	21,038
10/06	W	43-14	at N.Y. Titans	14,412
10/12	L	7-27	Dallas Texans	23,874
10/19	W	24-20	San Diego	20,888
10/26	W	26-16	Oakland	12,514
11/03	T	28-28	at Buffalo	33,247
11/11	W	33-29	at Denver	28,187
11/18	L	17-21	at Houston	35,250
11/23	W	21-10	Buffalo	20,021
11/30	W	24-17	N.Y. Titans	20,015
12/09	W	20-14	at San Diego	19,887
12/16	L	0-20	at Oakland	8,000

*Harvard Stadium

TEAM STATISTICS	PATS	OPP
Total First Downs	230	220
By Rushing	100	68
By Passing	114	136
By Penalty	16	16
TOTAL NET YARDS	4736	4534
Avg. per Game	338.3	323.9
Total Offensive Plays	943	982
Avg. per Play	5.0	4.6
NET YARDS RUSHING	1970	1426
Total Rushing Plays	432	393
Avg. per Rush	4.6	3.6
Avg. per Game	140.7	101.9
NET YARDS PASSING	2766	3108
Avg. per Game	197.6	222.0
Sacked/Yards Lost	23/164	34/327
Good Yards Passing	2930	3435
Att./Completions	382/195	450/216
Completion Pct.	51.0	48.0
Had Intercepted	13	25
PUNTS/AVERAGE	69/38.5	79/38.5
PUNT RETURNS/AVG	26/5.3	11/4.9
PENALTIES/YARDS	52/456	62/554
FUMBLES/BALLS LOST	37/20	26/10
TOUCHDOWNS	41	36
Rushing	11	14
Passing	25	19
Returns	5	3

SCORE BY PERIODS	1	2	3	4	OT	TOTAL
Patriots	50	116	78	102	-	346
Opponents	65	104	55	71	-	295

SCORING	TD	Ru	Pa	Rt	PAT	Fg	S	TP
Cappelletti	5	0	5	0	38/40	20/37	0	128
Colclough	10	0	10	0			0	60
Burton	7	2	4	1			0	42
Garron	6	2	3	1			0	36
Crawford	4	2	2	0			0	26
Yewcic	2	2	0	0			0	12
Parilli	2	2	0	0			0	12
Romeo	1	0	1	0			0	6
Addison	1	0	0	1			0	6
King	1	1	0	0			0	6
Bruney	1	0	0	1			0	6
Hall	1	0	0	1			0	6
Patriots	41	11	25	5	38/40	20/37	0	346
Opponents	36	14	19	3	32/33	15/26	0	295

2-Pt. Conversions: Crawford 1-1, Patriots 1-1, Opp.: 1-3.

RUSHING	NO	YDS	AVG	LG	TD
Burton	134	548	4.1	59	2
Crawford	139	459	3.3	22	2
Garron	67	392	5.9	41t	2
Yewcic	33	215	6.5	27t	2
Parilli	28	169	6.0	33t	2
King	21	144	6.9	71t	1
Lott	8	34	4.3	11	0
Colclough	1	14	14.0	14	0
Cappelletti	1	-5	-5.0	-5	0
Patriots	432	1970	4.6	71t	11
Opponents	393	1426	3.6	63t	14

RECEIVING	NO	YDS	AVG	LG	TD
Colclough	40	868	21.7	78t	10
Burton	40	461	11.5	69t	4
Romeo	34	608	17.8	62	1
Cappelletti	34	479	14.0	40	5
Crawford	22	224	10.1	44	2
Garron	18	236	8.4	63t	3
King	5	42	8.4	33	0
Webb	1	11	11.0	11	0
Lott	1	1	1.0	1	0
Patriots	195	2930	15.0	78t	25
Opponents	216	3435	15.9	97t	19

INTERCEPTIONS	NO	YDS	AVG	LG	TD
O'Hanley	5	83	16.6	28	0
Felt	5	73	14.6	22	0
Addison	5	42	8.4	16	1
Hall	3	94	31.3	47t	1
Bruney	3	70	23.3	33t	1
Buoniconti	2	3	1.5	3	0
Shonta	2	0	0.0	0	0
Patriots	25	365	14.6	47	3
Opponents	13	55	4.2	15	1

PUNTING	NO	YDS	AVG	LG	BLK
Yewcic	69	2654	38.5	56	1
Patriots	69	2654	38.5	56	1
Opponents	79	3040	38.5	75	0

PUNT RETURNS	NO	YDS	AVG	LG	TD
Burton	21	122	5.8	22	0
Bruney	3	8	2.7	7	0
Buoniconti	1	8	8.0	8	0
Hall	1	0	0.0	0	0
Patriots	26	138	5.3	22	0
Opponents	11	54	4.9	15	0

KICK RETURNS	NO	YDS	AVG	LG	TD
Garron	24	686	28.6	95t	1
Burton	13	238	18.3	42	0
King	9	177	19.7	28	0
Stephens	2	46	23.0	31	0
Crawford	2	24	12.0	18	0
Loudd	1	15	15.0	15	0
Dee	1	14	14.0	14	0
Jacobs	1	0	0.0	0	0
Patriots	53	1200	22.6	95t	1
Opponents	64	1697	26.5	93t	1

SACKS: Eisenhauer 5.5, Addison 5.0, Dee 4.0, Richardson 3.0, Rudolph 3.0, Klein 1.5, Bruney 1.0, Buoniconti 1.0, Team 4.0.

FIELD GOALS	1-19	20-29	30-39	40-49	50+
Cappelletti	7-9	5-9	7-11	1-6	0-0
Patriots	7-9	5-9	7-11	1-6	0-0
Opponents	5-7	3-5	3-5	4-9	0-0

Cappelletti: (46B) (16N,46G,20G) (28G,33G) (28G,12G,38G) (44N,47N) (13G,31N) (25G,17G,31G,11G) (38N) (35G,37G,18G,14N,39G) (30N,26G,20N,26N) (25N) (32G) (29N,18G,43G,9G) (37N,44N,32N,26N).

OPONENTS: () (49N,10N) (37B,18G) () (33G,26N,24G) (43G,27G) (19G,27N) (14N,46N) (39N,16G,19G,46G,45N) () (36G) (47N,47N,37G) (42G,42G) (19G,21G).

EDITORS NOTE: Due to insufficient data, the starting line-ups from 1960-67 are incomplete.

1962 Coaching Staff: Fred Bruney, Defensive Backfield, Marion Campbell, Defensive Line, Art Spiny, Offensive Line.

AFL All-Stars (6): LB Tom Addison (2), DB Fred Bruney (2), DE Larry Eisenhauer (1), WR Jim Colclough (1), DB Dick Felt (1), T Charlie Long (1).

PASSING	ATT	CMP	YARDS	CMP%	YDS/ATT	TD	TD%	INT	INT%	LG	SK/YDS	RATING
Parilli	252	140	1988	55.3	7.86	18	7.1	8	3.2	67t	-/-	91.8
Yewcic	126	54	903	42.9	7.17	7	5.6	5	4.0	78t	-/-	69.6
Garron	3	1	39	33.3	13.00	0	0.0	0	0.0	39	-/-	81.9
Patriots	382	195	2930	51.0	7.67	25	6.5	13	3.4	78t	23/164	84.2
Opponents	450	216	3435	48.0	7.63	19	4.2	25	5.6	97t	34/327	64.8

1963 FINAL STATISTICS (7-6-1)

HEAD COACH: MIKE HOLOVAK • FIRST IN AFL EAST • HOME STADIUM: FENWAY PARK

Date	W/L	Score	Opp.	Att.	SCORING	TD	Ru	Pa	Rt	PAT	FG	S	TP	PUNTING	NO	YDS	AVG	LG	BLK
9/08	W	38-14	* N.Y. Jets	24,120	Cappelletti	2	0	2	0	35/36	22/38	0	113	Yewcic	75	2880	38.4	65	2
9/14	L	13-17	at San Diego	26,097	Graham	5	0	5	0	0	0	0	30	Patriots	75	2880	38.4	65	2
9/22	W	20-14	at Oakland	17,131	Crump	5	5	0	0	0	0	0	30	Opponents	88	3515	39.9	68	1
9/29	L	10-14	at Denver	18,636	Parilli	5	5	0	0	0	0	0	30	PUNT RETURNS					
10/05	L	24-31	at N.Y. Jets	16,769	Garron	4	2	2	0	0	0	0	24	Suci	25	233	9.3	22	0
10/11	W	20-14	Oakland	26,494	Colclough	3	0	3	0	0	0	0	18	Stephens	14	117	8.3	26	0
10/18	W	40-21	Denver	25,418	Lott	3	2	1	0	0	0	0	18	Garron	1	23	23.0	23	0
10/26	L	21-28	at Buffalo	29,243	Romeo	3	0	3	0	0	0	0	18	Patriots	40	373	9.3	26	0
11/01	W	45-3	Houston	31,185	Suci	2	0	0	2	0	0	0	12	Opponents	25	325	13.0	61	0
11/10	L	6-7	San Diego	28,402	Buoniconti	1	0	0	1	0	0	0	6	KICK RETURNS					
11/17	T	24-24	Kansas City	17,200	Crawford	1	1	0	0	0	0	0	6	Garron	28	693	24.7	58	0
12/01	W	17-7	Buffalo	16,981	Yewcic	1	1	0	0	0	0	0	6	Suci	17	360	21.1	35	0
12/08	W	46-28	at Houston	23,462	Neumann	1	0	1	0	0	0	0	6	Crump	3	33	11.0	14	0
12/14	L	3-35	at Kansas City	12,598	Hunt	1	0	0	1	0	0	0	6	Watson	1	9	9.0	9	0
AFL PLAYOFFS					Rudolph	0	0	0	0	0	0	1	2	Yates	1	0	0.0	0	0
12/28	W	26-8	at Buffalo	33,044	TEAM	0	0	0	0	0	0	1	2	Patriots	50	1095	21.9	58	0
1/05	L	10-51	at San Diego	30,127	Patriots	37	16	17	4	35/36	22/38	2	327	Opponents	68	1587	23.3	47	0
* Boston College Alumni Stadium					Opponents	35	12	21	2	35/35	4/21	0	257	2-Pt. Conversions: Crawford 0-1, Patriots 0-1, Opp.: 0-0.					

TEAM STATISTICS	PATS	OPP
TOTAL FIRST DOWNS	227	222
By Rushing	92	59
By Passing	115	144
By Penalty	20	19
TOTAL NET YARDS	4201	3834
Avg. per Game	300.1	273.9
Total Offensive Plays	874	842
Avg. per Play	4.8	4.6
NET YARDS RUSHING	1618	1107
Total Rushing Plays	437	310
Avg. per Rush	3.7	3.6
Avg. per Game	115.6	79.1
NET YARDS PASSING	2583	2727
Avg. per Game	184.5	194.8
Sacked/Yards Lost	27/233	56/526
Gross Yards Passing	2816	3253
Att./Completions	410/184	476/230
Completion Pct.	44.9	48.3
Had Intercepted	29	29
PUNTS/AVERAGE	75/38.4	88/39.9
PUNT RETURNS/AVG	40/9.3	25/13.0
PENALTIES/YARDS	64/614	62/1583
FUMBLES/BALLS LOST	29/12	27/13
TOUCHDOWNS	37	35
Rushing	16	12
Passing	17	21
Returns	4	2

SCORE BY PERIODS	1	2	3	4	OT	TOTAL
Patriots	60	97	72	98	-	327
Opponents	56	69	59	73	-	257

RUSHING	NO	YDS	AVG	LG	TD
Garron	179	750	4.1	47t	2
Crawford	71	233	3.3	19	1
Yewcic	22	161	7.3	46	1
Neumann	44	148	3.4	17	0
Parilli	36	126	3.5	19	5
Crump	49	120	2.5	21	5
Lott	35	78	2.2	7	2
Cappelletti	1	2	2.0	2	0
Patriots	437	1618	3.7	47t	16
Opponents	310	1107	3.6	68t	12

RECEIVING	NO	YDS	AVG	LG	TD
Colclough	42	693	16.5	56t	3
Cappelletti	34	493	14.5	38	2
Romeo	32	418	13.1	38	3
Garron	26	418	16.0	76t	2
Graham	21	550	26.1	77t	5
Crawford	10	89	8.9	28	0
Neumann	10	48	4.8	16	1
Crump	6	46	7.7	12	0
Lott	3	61	20.3	55t	1
Patriots	184	2816	15.3	77t	17
Opponents	230	3253	14.1	74t	21

INTERCEPTIONS	NO	YDS	AVG	LG	TD
Suci	7	277	39.6	98t	2
Addison	4	27	6.7	17	0
Felt	3	81	27.0	35	0
O'Hanley	3	79	26.3	61	0
Buoniconti	3	42	14.0	26	0
Hall	3	24	8.0	14	0
Shonta	3	15	5.0	12	0
Hunt	1	78	78.0	78t	1
Stephens	1	22	22.0	22	0
Eisenhauer	1	0	0.0	0	0
Patriots	29	645	22.2	98t	3
Opponents	29	353	12.2	62t	1

SACKS: Eisenhauer 9.0, Dee 7.0, Buoniconti 6.5, Rudolph 6.0, Antwine 4.0, Addison 2.5, Hall 2.0, Richardson 1.0, Team 8.0.

FIELD GOALS	1-19	20-29	30-39	40-49	50+
Cappelletti	2-3	3-4	12-16	5-14	0-1
Patriots	2-3	3-4	12-16	5-14	0-1
Opponents	0-1	1-2	2-9	1-8	0-1

Cappelletti: (47N, 316, 44N) (35G, 9N, 36G) (46G, 47G) (49N, 18G) (45N, 22G) (37G, 32G) (24G, 34G, 42G, 32G) (23B) (48N, 40N, 37N, 37G) (38N, 36G, 25G, 37N, 55N) (32G, 40N, 43N) (41N, 43G) (33G, 38N, 32G, 44G) (14G).

OPPONENTS: (39N) (30N, 31G) (1) (43N, 38N, 52N) (36G, 38N) (1) (40N, 42B) (46G) (12N, 48N) (36N, 27G, 25N, 45N) (37N) (1) (41N, 37N, 49N).

EDITORS NOTE: Due to insufficient data, the starting line-ups from 1960-67 are incomplete.

1963 Coaching Staff: Fred Bruney, Defensive Backfield, Marion Campbell, Defensive Line, Art Spinney, Offensive Line.

AFL All-Stars (11): LB Tom Addison (3), DT Houston Antwine (1), LB Nick Buoniconti (1), WR/K Gino Cappelletti (2), DE Bob Dee (2), DE Larry Eisenhauer (2), RB Larry Garron (2), DB Ron Hall (1), G Charile Long (2), G Billy Neighbors (1), QB Babe Parilli (1).

PASSING	ATT	CMP	YARDS	CMP%	YDS/ATT	TD	TD%	INT	INT%	LG	SK/YDS	RATING
Parilli	337	153	2345	45.4	6.96	13	3.9	24	7.1	77t	--	52.1
Yewcic	70	29	444	41.4	6.34	4	5.7	5	7.1	57t	--	52.3
Crawford	2	2	27	100.0	13.5	0	0.0	0	0.0	15	--	118.8
Garron	1	0	0	0.0	0.0	0	0.0	0	0.0	0	--	39.6
Patriots	410	184	2816	44.9	6.87	17	4.1	29	7.1	77t	66/626	52.5
Opponents	476	230	3253	48.3	6.83	21	4.4	29	6.1	74t	56/526	60.2

1964 FINAL STATISTICS (10-3-1)

HEAD COACH: MIKE HOLOVAK - SECOND IN AFL EAST - HOME STADIUM: FENWAY PARK

Date	W/L	Score	Opp.	Att.
9/13	W	17-14	at Oakland	21,126
9/20	W	33-28	at San Diego	20,568
9/27	W	26-10	* N.Y. Jets	22,716
10/04	W	39-10	at Denver	15,485
10/09	L	17-26	San Diego	35,096
10/16	T	43-43	Oakland	23,279
10/23	W	24-7	Kansas City	27,400
10/31	L	14-35	at N.Y. Jets	45,003
11/06	W	25-24	Houston	28,161
11/15	W	36-28	at Buffalo	42,308
11/20	W	12-7	Denver	24,979
11/29	W	34-17	at Houston	17,560
12/06	W	31-24	at Kansas City	13,166
12/20	L	14-24	Buffalo	38,021

* Boston College Alumni Stadium

TEAM STATISTICS	PATS	OPP
TOTAL FIRST DOWNS	226	243
By Rushing	66	63
By Passing	144	165
By Penalty	16	15
TOTAL NET YARDS	4527	4360
Avg. per Game	323.4	311.4
Total Offensive Plays	856	933
Avg. per Play	5.1	4.7
NET YARDS RUSHING	1361	1143
Total Rushing Plays	381	356
Avg. per Rush	3.6	3.2
Avg. per Game	97.2	81.6
NET YARDS PASSING	3166	3217
Avg. per Game	226.1	229.8
Sacked/Yards Lost	29/301	47/428
Gross Yards Passing	3467	3645
Att./Completions	476/229	530/261
Completion Pct.	48.1	49.2
Had Intercepted	27	31
PUNTS/AVERAGE	78/38.0	82/41.5
PUNT RETURNS/AVG	38/7.3	24/7.7
PENALTIES/YARDS	53/467	84/744
FUMBLES/BALLS LOST	23/12	33/16
TOUCHDOWNS	41	36
Rushing	9	10
Passing	31	23
Returns	1	3

SCORE BY PERIODS	1	2	3	4	OT TOTAL
Patriots	61	84	98	122	- 365
Opponents	65	81	69	82	- 297

SCORING	TD	Ru	Pa	Rt	PAT	Fg	S	TP
Cappelletti	7	0	7	0	36/36	25/39	0	155
Garron	9	2	7	0			0	54
Graham	6	0	6	0			0	36
Colclough	5	0	5	0			0	34
Burton	5	3	2	0			0	30
Romeo	4	0	4	0			0	24
Garrett	2	2	0	0			0	12
Parilli	2	2	0	0			0	12
O'Hanley	1	0	0	1			0	6
Rudolph	0	0	0	0			1	2
Patriots	41	9	31	1	36/36	25/39	1	365
Opponents	36	10	23	3	32/33	14/30	0	297

2-Pt. Conversions: Cappelletti 1-1, Colclough 2-2, Parilli 0-2, Patriots 3-5, Opp.: 2-3.

RUSHING	NO	YDS	AVG	LG	TD
Garron	183	585	3.2	16	2
Burton	102	340	3.3	33	3
Garrett	56	259	4.6	58	2
Parilli	34	168	4.9	32	2
Cappelletti	1	7	7.0	7	0
Yewcic	5	2	0.4	2	0
Patriots	381	1361	3.6	58	9
Opponents	356	1143	3.2	71	10

RECEIVING	NO	YDS	AVG	LG	TD
Cappelletti	49	865	17.7	58t	7
Graham	45	720	16.0	80t	6
Garron	40	350	8.8	52t	7
Colclough	32	657	20.5	59t	5
Burton	27	306	11.3	59t	2
Romeo	26	445	17.1	38	4
Garrett	8	101	12.6	57	0
Snyder	1	12	12.0	12	0
Crawford	1	11	11.0	11	0
Patriots	229	3467	15.1	80t	31
Opponents	261	3645	14.0	80t	23

INTERCEPTIONS	NO	YDS	AVG	LG	TD
Hall	11	148	13.5	50	0
Webb	6	43	7.2	25	0
Buoniconiti	5	75	15.0	26	0
O'Hanley	3	120	40.0	47	1
Felt	2	10	5.0	8	0
Addison	2	4	2.0	4	0
Shonta	1	21	21.0	21	0
Dukes	1	6	6.0	6	0
Patriots	31	427	13.8	50	1
Opponents	27	485	18.0	70	1

PUNTING	NO	YDS	AVG	LG	BLK
Yewcic	73	2787	38.7	63	1
Parilli	5	180	36.0	45	0
Patriots	78	2967	38.0	63	1
Opponents	82	3401	41.5	67	1

PUNT RETURNS	NO	YDS	AVG	LG	TD
Burton	11	78	7.1	19	0
Cloutier	20	136	6.8	40	0
Stephens	5	34	6.8	11	0
Garrett	2	28	14.0	28	0
Patriots	38	276	7.3	40	0
Opponents	24	185	7.7	52	0

KICK RETURNS	NO	YDS	AVG	LG	TD
Garrett	32	749	23.4	42	0
Garron	10	198	19.8	31	0
Burton	7	131	18.7	27	0
Dukes	2	33	16.5	17	0
Stephens	2	5	2.5	5	0
Cloutier	1	46	46.0	46	0
Romeo	1	5	5.0	5	0
Oakes	1	0	0.0	0	0
Watson	1	0	0.0	0	0
Yates	1	0	0.0	0	0
Patriots	58	1167	20.1	46	0
Opponents	70	1637	23.4	93t	1

SACKS: Eisenhauer 7.5, Antwine 5.5, Buoniconiti 4.5, Dee 3.5, St. Jean 3.0, Hunt 2.5, Richardson 2.5, Rudolph 2.5, Dukes 2.0, O'Hanley 1.0, Shonta 1.0, Team 2.0.

FIELD GOALS	1-19	20-29	30-39	40-49	50+
Cappelletti	6-6	5-6	5-9	8-16	1-2
Patriots	6-6	5-6	5-9	8-16	1-2
Opponents	5-6	0-2	5-8	4-13	0-1

Cappelletti: (47N,46N,48G) (41G,57N, 45N, 26N,32G,37G,37G) (47G,26G, 49N,41G,42G, 44N) (11G,30G,16G, 47G,14G,17G) (48G) (41N,31N) (25G) (30N) (25G,33G,22G,41G) () (35N,51G) (35N,28G,15G,45N) (12G) (46N).

OPPOSITIONS: (47N,48N) (26N,30G,12G) (40G, 47N) (32G) (54N,16G,17G) (41G, 33N,37G, 9B,38G) (43G) () (46N,23N, 10G) (41G,33G, 35N) (46N,39N) (49N, 49G,41N) (42G) (12N).

EDITORS NOTE: Due to insufficient data, the starting line-ups from 1960-67 are incomplete.

1964 Coaching Staff: Art Spinney, Offensive Line, Carl Taseff, Defensive Backs, Chuck Weber, Defensive Line/Backfield.

AFL All-Stars (9): LB Tom Addison (4), DT Houston Antwine (2), LB Nick Buoniconiti (2), WR/K Gino Cappelletti (3), DE Bob Dee (3), DE Larry Eisenhauer (3), RB Larry Garron (3), C Jon Morris (1), QB Babe Parilli (2).

RESULTS

PASSING	ATT	CMP	YARDS	CMP%	YDS/ATT	TD	TD%	INT	INT%	LG	SK/YDS	RATING
Parilli	473	228	3465	48.2	7.33	31	6.6	27	5.7	80t	27/279	70.8
Garron	2	0	0	0.0	0.0	0	0.0	0	0.0	0	0/0	39.6
Yewcic	1	1	2	100.0	2.0	0	0.0	0	0.0	2	0/0	79.2
Cappelletti	0	0	0	0.0	0.0	0	0.0	0	0.0	0	1/11	--
Patriots	476	229	3467	48.1	7.28	31	6.5	27	5.7	80t	29/301	70.6
Opponents	530	261	3645	49.2	6.88	23	4.3	31	5.8	80t	47/428	61.9

1965 FINAL STATISTICS (10-3-1)

HEAD COACH: MIKE HOLOVAK • THIRD IN AFL EAST • HOME STADIUM: FENWAY PARK

Date	W/L	Score	Opp.	Att.	RUSHING	NO	YDS	AVG	LG	TD	KICK RETURNS	NO	YDS	AVG	LG	TD
9/11	L	7-24	at Buffalo	45,502	Nance	111	321	2.9	20	5	Cunningham	17	374	22.0	45	0
9/19	L	10-31	at Houston	32,445	Garron	74	259	3.5	59	1	Garrett	12	232	19.3	25	0
9/24	L	10-27	Denver	26,782	Parilli	50	200	4.0	17	0	Burton	7	188	26.9	39	0
10/03	L	17-27	at Kansas City	26,773	Garrett	42	147	3.5	26	1	Bellino	7	138	19.7	26	0
10/08	L	10-24	Oakland	24,824	Burton	45	108	2.4	22	1	Garron	5	141	28.2	36	0
10/17	T	13-13	San Diego	20,924	Bellino	24	49	2.0	10	0	Dukes	3	45	15.0	20	0
10/24	L	21-30	at Oakland	20,858	Johnson	19	29	1.5	9	0	Nance	3	40	13.3	19	0
10/31	W	22-6	at San Diego	33,366	Wilson	8	4	0.5	17	0	Johnson	2	29	14.5	16	0
11/07	L	7-23	Buffalo	24,415	Patriots	373	1117	3.0	59	8	Rudolph	1	4	4.0	4	0
11/14	L	20-30	N.Y. Jets	18,589	Opponents	425	1531	3.6	63t	10	Canale	2	0	0.0	0	0
11/21	T	10-10	Kansas City	13,056	RECEIVING	NO	YDS	AVG	LG	TD	Pyne	1	0	0.0	0	0
11/28	W	27-23	at N.Y. Jets	59,334	Graham	40	677	16.9	41	3	Patriots	60	1191	19.9	45t	10
12/12	W	28-20	at Denver	27,207	Whalen	37	680	18.4	57t	9	Opponents	41	946	23.1	40t	1
12/18	W	42-14	Houston	14,508	Colclough	25	316	12.6	33	0						

TEAM STATISTICS	PATS	OPP
TOTAL FIRST DOWNS	214	232
By Rushing	55	92
By Passing	130	127
By Penalty	29	13
TOTAL NET YARDS	3624	4131
Avg. per Game	258.9	295.1
Total Offensive Plays	883	886
Avg. per Play	4.1	4.7
NET YARDS RUSHING	1117	1531
Total Rushing Plays	373	425
Avg. per Rush	3.0	3.6
Avg. per Game	79.8	109.4
NET YARDS PASSING	2507	2600
Avg. per Game	179.1	185.7
Sacks/Yards Lost	37/347	30/291
Gross Yards Passing	2854	2891
Att./Completions	473/193	431/206
Completion Pct.	40.8	47.8
Had Intercepted	29	21
PUNTS/AVERAGE	82/40.1	78/42.1
PENALTIES/YARDS	58/537	72/658
FUMBLES/BALLS LOST	24/12	24/9
TOUCHDOWNS	27	34
Rushing	8	10
Passing	19	17
Returns	0	7

SCORE BY PERIODS	1	2	3	4	OT TOTAL
Patriots	39	98	46	61	- 244
Opponents	60	87	62	93	- 302

SCORING	TD	Ru	Pa	Rt	PAT	FG	S	TP
Cappelletti	9	0	9	0	27/27	17/27	0	132
Nance	5	5	0	0			0	30
Burton	3	1	2	0			0	18
Colclough	3	0	3	0			0	18
Garrett	3	1	2	0			0	18
Romeo	2	0	2	0			0	12
Garron	2	1	1	0			0	12
Cunningham	0	0	0	0			1	2
Team	0	0	0	0			1	2
Patriots	27	8	19	0	27/27	17/27	0	244
Opponent	34	10	17	7	28/28	22/40	0	302

2-Pt. Conversions: Patriots 0-0; Opp. 2-6 (1-4 pass; 1-2 run)

RECEIVING	NO	YDS	AVG	LG	TD
Cappelletti	37	680	18.4	57t	9
Graham	25	316	12.6	33	0
Whalen	22	381	17.3	67	0
Garron	15	222	14.8	52	1
Romeo	15	203	13.5	36	2
Nance	12	83	6.9	22	0
Burton	10	127	12.7	73t	2
Garrett	7	49	7.0	15	2
Bellino	5	74	14.8	20	0
Johnson	4	29	7.3	23	0
Yewcic	1	13	13.0	13	0
Patriots	193	2854	14.8	73t	19
Opponents	206	2891	14.0	85t	17

INTERCEPTIONS	NO	YDS	AVG	LG	TD
Hall	3	35	11.7	29	0
Buoniconti	3	31	10.3	26	0
Shonta	2	46	23.0	27	0
Webb	2	45	22.5	45	0
Cunningham	2	16	8.0	10	0
Hennessey	2	14	7.0	14	0
Graves	2	0	0.0	0	0
Farmer	1	16	16.0	16	0
Addison	1	13	13.0	13	0
Dukes	1	10	10.0	10	0
O'Hanley	1	5	5.0	5	0
Antwine	1	2	2.0	2	0
Patriots	21	233	11.1	45	0
Opponents	29	365	12.6	38t	4

PUNTING	NO	YDS	AVG	LG	BLK
Yewcic	76	3094	40.7	70	2
Wilson	6	194	36.0	49	1
Patriots	82	3288	40.1	70	3
Opponents	78	3281	42.1	64	0

PUNT RETURNS	NO	FC	YDS	AVG	LG	TD
Burton	15	0	61	4.1	12	0
Cunningham	5	0	35	7.0	13	0
Hennessey	5	0	21	4.2	9	0
Garrett	1	0	19	19.0	19	0
Nance	1	0	16	16.0	16	0
Patriots	27	0	152	5.6	19	0
Opponents	33	0	232	7.0	41	0

SACKS: Eisenhauer 9.5, Antwine 3.5, Hunt 3.0, Buoniconti 2.0, Pyne 2.0, St. Jean 2.0, Addison 1.0, Hall 1.0, Dukes 0.5, Long 0.5, Team 2.0.

FIELD GOALS	1-19	20-29	30-39	40-49	50+
Patriots	5/5	4/7	7/11	0/2	1/2
Opponents	11/11	3/5	5/14	3/8	0/2

Cappelletti: (47N) (336,38N,25B) (16G) (18G) (13G) (21G,26B,22G) () (36N,30G,33G) (29N) (35N,30G,30G,42N) (17G) (33G,53G) () (36N,20G,50N,10G,24G,31G).

OPPONENTS: (34N,36G,30B) (37N,36B,45G) (30G,18G) (14G,48G,43N,51N,36N) (47N,39N,38G,37N) (40G,42N,10G) (22G,34N,19G,9G) (49N,42N) (28G,16G,32G) (16G,19G,14G) (50N,32G,37N) (25N,14G,13G,26G)(27B) ().

EDITORS NOTE: Due to insufficient data, the starting line-ups from 1960-67 are incomplete.

1965 Coaching Staff: Jesse Richardson, Defensive Line, Art Spinney, Offensive Line, Chuck Weber, Defensive Line/ Backfield.

AFL All-Stars (4): DT Houston Morris (3), LB Nick Buoniconti (3), DE Bob Dee (4), C Jon Morris (2).

PASSING	ATT	CMP	YARDS	CMP%	YDS/ATT	TD	TD%	INT	INT%	LG	SK/YDS	RATING
Parilli	426	173	2597	40.6	6.10	18	4.2	26	6.1	73t	--	50.0
Wilson	46	20	257	43.5	5.59	1	2.2	3	6.5	30	--	41.7
Yewcic	1	0	0	0.0	0.00	0	0.0	0	0.0	0	--	39.6
Patriots	473	193	2854	40.8	6.03	19	4.0	29	6.1	73t	37/347	49.1
Opponents	431	206	2891	47.8	6.71	17	3.9	21	4.9	85t	30/291	49.7

1966 FINAL STATISTICS (8-4-2)

HEAD COACH: MIKE HOLOVAK - SECOND IN AFL EAST - HOME STADIUM: FENWAY PARK

Date	W/L	Score	Opp.	Att.	RUSHING	NO	YDS	AVG	LG	TD	KICK RETURNS	NO	YDS	AVG	LG	TD
9/10	L	0-24	at San Diego	29,539	Nance	299	1458	4.9	65t	11	Bellino	18	410	22.8	43	0
9/18	W	24-10	at Denver	25,337	Garron	101	319	3.2	54	4	Cunningham	17	371	21.8	39	0
9/25	L	24-43	Kansas City	22,641	Cappadonna	22	88	4.0	13	1	Purvis	8	185	23.1	34	0
10/02	T	24-24	N.Y. Jets	27,255	Parilli	28	42	1.5	17	0	Cappadonna	3	46	15.3	17	0
10/08	W	20-10	at Buffalo	45,542	Huarte	7	40	5.7	13	0	Garron	2	49	24.5	29	0
10/23	W	35-17	San Diego	32,371	Garrett	13	21	1.6	5	0	Johnson, B.	2	45	22.5	23	0
10/30	W	24-21	Oakland	26,941	Yewic	1	-5	-5.0	-5	0	Singer	1	27	27.0	27	0
11/06	L	10-17	Denver	18,154	Patriots	471	1963	4.2	65t	17	Mangum	1	8	8.0	8	0
11/13	W	27-21	Houston	23,426	Opponents	369	1135	3.1	61	7	Colclough	1	2	2.0	2	0
11/20	T	27-27	at Kansas City	41,475							Johnson	1	2	2.0	2	0
11/27	W	20-14	at Miami	22,754	RECEIVING	NO	YDS	AVG	LG	TD	Patriots	54	1145	21.2	43	0
12/04	W	14-3	Buffalo	39,350	Graham	51	673	13.2	42	4	Opponents	46	988	21.5	62	0
12/11	W	38-14	at Houston	17,100	Cappelletti	43	676	15.7	63t	6						
12/17	L	28-38	at N.Y. Jets	58,921	Garron	30	416	13.9	61t	5						

TEAM STATISTICS	PATS	OPP
TOTAL FIRST DOWNS	243	243
By Rushing	100	68
By Passing	121	153
By Penalty	22	22
TOTAL NET YARDS	4536	4491
Avg. per Game	324.0	320.8
Total Offensive Plays	889	900
Avg. per Play	5.1	5.0
NET YARDS RUSHING	1963	1135
Total Rushing Plays	471	369
Avg. per Rush	4.2	3.1
Avg. per Game	140.2	81.1
NET YARDS PASSING	2573	3356
Avg. per Game	183.8	239.7
Sacked/Yards Lost	25/211	22/209
Gross Yards Passing	2784	3565
Att./Completions	393/186	509/247
Completion Pct.	47.3	48.5
Had Intercepted	21	22
PUNTS/AVERAGE	76/36.5	86/38.5
PENALTIES/YARDS	64/601	76/757
FUMBLES/BALLS LOST	25/13	30/15
TOUCHDOWNS	38	36
Rushing	17	7
Passing	20	26
Returns	1	3

SCORE BY PERIODS	1	2	3	4	OT	TOTAL
Patriots	58	111	89	57	-	315
Opponents	64	58	61	100	-	283

SCORING	TD	Ru	Pa	Rt	PAT	FG	S	TP
Cappelletti	6	0	6	0	35/36	16/32	0	119
Nance	11	11	0	0	0	0	0	66
Garron	9	4	5	0	0	0	0	54
Graham	4	0	4	0	0	0	0	24
Whalen	4	0	4	0	0	0	0	24
Cappadonna	1	1	0	0	0	0	0	8
Bellino	1	0	1	0	0	0	0	6
Hunt	1	0	0	1	0	0	0	6
Parilli	1	1	0	0	0	0	0	6
Romeo	0	0	0	0	0	0	0	2
Patriots	38	17	20	1	35/36	16/32	0	315
Opponents	36	7	26	3	34/36	11/26	0	283

2-Pt. Conversions: Cappadonna 1-1, Romeo 1-1. Patriots 2-2; opp. 0-0.

RECEIVING	NO	YDS	AVG	LG	TD
Graham	51	673	13.2	42	4
Cappelletti	43	676	15.7	63t	6
Garron	30	416	13.9	61t	5
Whalen	29	502	17.3	45	5
Colclough	16	284	17.8	32	0
Nance	8	103	12.9	45	0
Bellino	6	77	12.8	25t	1
Romeo	2	46	23.0	29	0
Garrett	1	7	7.0	7	0
Patriots	186	2784	15.0	63t	20
Opponents	247	3565	14.4	77t	26

INTERCEPTIONS	NO	YDS	AVG	LG	TD
Hall	6	159	26.5	87	0
Hennessey	6	99	16.5	33	0
Buoniconti	4	43	10.8	41	0
Felt	2	35	17.5	32	0
Shonta	1	9	9.0	9	0
Fraser	1	3	3.0	3	0
Graves	1	0	0.0	0	0
Webb	1	0	0.0	0	0
Patriots	22	348	15.8	87	0
Opponents	21	204	9.7	32t	2

PUNTING	NO	YDS	AVG	LG	BLK
Fraser	55	2044	37.2	68	2
Yewic	21	732	34.9	49	1
Patriots	76	2776	36.5	68	3
Opponents	86	3312	38.5	60	1

PUNT RETURNS	NO	FC	YDS	AVG	LG	TD
Hennessey	7	0	39	5.6	11	0
Johnson	7	0	37	5.3	12	0
Purvis	5	0	43	8.6	18	0
Bellino	4	0	19	4.8	13	0
Graves	1	0	5	5.0	5	0
Patriots	24	0	143	6.0	18	0
Opponents	20	0	127	6.4	21	1

SACKS: Hunt 9.0, Eisenhauer 4.5, Dee 2.5, Addison 2.0, Farmer 2.0, Antwine 1.5, Fraser 1.5, Team 1.0.

FIELD GOALS	1-19	20-29	30-39	40-49	50+
Cappelletti	6/6	1/4	6/9	3/11	0/2
Patriots	6/6	1/4	6/9	3/11	0/2
Opponents	6/6	1/5	2/7	2/7	0/1

Cappelletti: (45N) (24N,44G,146,32G) (30G) (51N,17G) (10G,47N,31G,50N) (47N) (14G,45N) (34B,33G,31N,20N) (28G,44G,29N) (31G,19G) (47B,32G,49G,42N) (42N,41B) (13G,35N) (1).

OPPONENTS: (10G,40N) (18G) (11G) (48N,38N,30N,17G) (33N,36N,37G,27N) (25N,43G) (45N,28N,52N) (36G,42N) (34N,48N) (23G,40G,28N) (1) (11G) (1) (12G).

EDITORS NOTE: Due to insufficient data, the starting line-ups from 1960-67 are incomplete.

1966 Coaching Staff: Rommie Loudd, Linebackers, Jesse Richardson, Defensive Line, Art Spinney, Offensive Line, Chuck Weber, Defensive Line/Backfield.

AFL All-Stars (11): DT Houston Antwine (4), LB Nick Buoniconti (4), WR/K Gino Cappelletti (4), DE Larry Eisenhauer (4), DT Jim Lee Hunt (2), C Jon Morris (3), FB Jim Nance (1), T Tom Neville (1), QB Babe Parilli (3), DB Chuck Shonta (1), G Len St. Jean.

PASSING	ATT	CMP	YARDS	CMP%	YDS/ATT	TD	TD%	INT	INT%	LG	SK/YDS	RATING
Parilli	382	181	2721	47.4	7.12	20	5.2	20	5.2	63t	-/-	66.9
Huarte	11	5	63	45.5	5.73	0	0.0	1	9.0	17	-/-	25.9
Patriots	393	186	2784	47.3	7.08	20	5.1	21	5.3	63t	25/211	65.7
Opponents	509	247	3565	48.5	7.00	26	5.1	22	4.3	77t	22/209	70.7

1967 FINAL STATISTICS (3-10-1)

HEAD COACH: MIKE HOLOVAK • FIFTH IN AFL EAST • HOME STADIUM: FENWAY PARK

Date	W/L	Score	Opp.	Att.	RUSHING	NO	YDS	AVG	LG	TD	KICK RETURNS	NO	YDS	AVG	LG	TD
9/03	L	21-26	at Denver	35,488	Nance	269	1216	4.5	53	7	Cunningham	30	627	20.9	41	0
9/09	L	14-28	at San Diego	39,227	Garron	46	163	3.5	20	0	Bellino	18	357	19.8	32	0
9/17	L	7-35	at Oakland	26,289	Cappadona	28	100	3.6	11	0	Leo	11	232	21.1	31	0
9/24	W	23-0	at Buffalo	45,748	Parilli	14	61	4.4	18	0	Garrett	4	73	18.3	20	0
10/08	T	31-31	at San Diego	23,620	Trull	19	35	1.8	10	3	Garron	3	73	24.3	26	0
10/15	W	41-10	Miami	23,955	Bellino	6	15	2.5	10	0	Cappadona	3	26	14.5	20	0
10/22	L	14-48	Oakland	25,057	Leo	1	7	7.0	7	0	Singer	2	29	14.5	20	0
10/29	L	23-30	at N.Y. Jets	62,784	Garrett	5	7	1.4	8	0	llg	1	10	10.0	10	0
11/05	W	18-7	Houston	19,422	Huarte	2	5	2.5	4	0	Johnson	1	9	9.0	9	0
11/12	L	10-33	Kansas City	23,010	Graham	1	-5	-5.0	-5	0	Patriots	73	1436	19.7	41	0
11/19	L	24-29	N.Y. Jets	26,790	Patriots	391	1604	4.1	53	10	Opponents	45	946	21.0	51	0
11/26	L	6-27	at Houston	28,044	Opponents	417	1350	3.2	67	12						
12/09	L	16-44	at Buffalo	20,627												
12/17	L	32-41	at Miami	25,969												

TEAM STATISTICS	PATS	OPP
TOTAL FIRST DOWNS	219	219
By Rushing	80	61
By Passing	120	138
By Penalty	19	20
TOTAL NET YARDS	4027	4206
Avg. per Game	287.6	300.4
Total Offensive Plays	870	871
Avg. per Play	4.6	4.8
NET YARDS RUSHING	1604	1350
Total Rushing Plays	391	417
Avg. per Rush	4.1	3.2
Avg. per Game	114.6	96.4
NET YARDS PASSING	2423	2856
Avg. per Game	173.1	204.0
Sacked/Yards Lost	45/361	31/267
Gross Yards Passing	2784	3123
Att./Completions	434/191	423/211
Completion Pct.	44.0	49.9
Had Intercepted	32	17
PUNTS/AVERAGE	65/40.5	73/41.9
PENALTIES/YARDS	59/520	70/722
FUMBLES/BALLS LOST	37/22	26/15
TOUCHDOWNS	33	48
Rushing	10	12
Passing	20	28
Returns	3	8

SCORE BY PERIODS	1	2	3	4	OT TOTAL
Patriots	74	81	60	65	- 280
Opponents	76	139	66	108	- 389

SCORING	TD	R	Pa	Rt	PAT	FG	S	TP
Cappelletti	3	0	3	0	29/30	16/31	0	95
Nance	8	7	1	0				48
Garron	5	0	5	0				30
Whalen	5	0	5	0				30
Graham	4	0	4	0				24
Trull	3	3	0	0				18
Cappadona	1	0	1	0				6
Charles	1	0	0	1				6
Cunningham	1	0	0	1				6
Garrett	1	0	0	1				6
Leo	1	0	0	0				6
Buoniconti	0	0	0	0				2
Hunt	0	0	0	0				2
Canale	0	0	0	0	1/1	0/0		1
Patriots	33	10	20	3	30/31	16/31	2	280
Opponent	48	12	28	8	44/46	19/31	0	389

2-Pt. Conversions: Patriots 0-2, Opp. 0-2.

RECEIVING	NO	YDS	AVG	LG	TD
Graham	41	606	14.8	79t	4
Whalen	39	651	16.7	41t	5
Cappelletti	35	397	11.3	35	3
Garron	30	507	16.9	66	5
Nance	22	196	8.9	36	1
Colclough	14	263	18.8	52	0
Cappadona	6	104	17.3	42	1
Leo	1	25	25.0	25t	1
Nichols	1	19	19.0	19	0
Garrett	1	12	12.0	12	0
Romeo	1	4	4.0	4	0
Patriots	191	2784	14.6	79t	20
Opponents	211	3123	10.1	75t	28

INTERCEPTIONS	NO	YDS	AVG	LG	TD
Webb	4	91	22.8	41	0
Buoniconti	4	7	1.8	7	0
Shonta	3	57	19.0	28	0
Mitchell	3	9	3.0	9	0
Cunningham, J.	1	54	54.0	54	0
Charles	1	35	35.0	35t	0
Hall	1	4	4.0	4	0
Patriots	17	257	15.1	54t	2
Opponents	32	640	20.0	68t	7

PUNTING	NO	YDS	AVG	LG	BLK
Swanson	65	2632	40.5	62	0
Patriots	65	2632	40.5	62	0
Opponents	73	3062	41.9	60	1

PUNT RETURNS	NO	FC	YDS	AVG	LG	TD
Bellino	15	8	129	8.6	18	0
Cunningham, J.	17	5	105	6.2	44	0
Johnson	6	1	124	20.7	52	0
Leo	5	0	54	10.8	43	0
Patriots	43	14	412	9.6	52	0
Opponents	31	12	252	8.1	39	0

SACKS: Antwine 6.0, Eisenhauer 6.0, Hunt 5.0, Dee 2.5, Buoniconti 1.0, llg 1.0, Satcher 1.0, Shonta 1.0, Philpott 0.5, Team 2.0.

FIELD GOALS	1-19	20-29	30-39	40-49	50+
Cappelletti	4/6	3/4	3/6	6/11	0/4
Patriots	4/6	3/4	3/6	6/11	0/4
Opponents	7/8	6/7	4/6	2/9	0/1

Cappelletti: () (38N) () (33G,23G,49N, 20N,44N,44N,45G) (37N,51N,41G) (36N,17B) () (14G,42G,33G) (50N,40G,13B,12G,18G) (47N,24G) (14G) (40G,50N,51N,30G) (40N) (41G,20G).

OPPONENTS: (20G,9G) (45N,50N,42N) () (49N,20N,39N) (32G,49N) (34G,35N) (12G,24G) (41N,14G,21G,26G,15N) () (33G,36G) (40G,49N) (44G,47N,23G) (12G,11G,23G) (13G,13G).

EDITORS NOTE: Due to insufficient data, the starting line-ups from 1960-67 are incomplete.

1967 Coaching Staff: Rommie Loudd, Linebackers, Jesse Richardson, Defensive Line, Art Spinney, Offensive Line, Chuck Weber, Defensive Line/Backfield.

AFL All-Stars (7): DT Houston Antwine (5), LB Nick Buoniconti (5), RB Larry Garron (4), DT Jim Lee Hunt (3), C Jon Morris (4), FB Jim Nance (2), T Don Okes (1).

RESULTS

PASSING	ATT	CMP	YARDS	CMP%	YDS/ATT	TD	TD%	INT	INT%	LG	SK/YDS	RATING
Parilli	344	161	2317	46.8	6.74	19	5.5	24	7.0	79t	29/250	58.5
Trull	81	27	442	33.3	5.46	1	1.2	7	8.6	52	11/75	20.7
Huarte	9	3	25	33.3	2.78	0	0.0	1	11.1	15	5/36	2.8
Patriots	434	191	2784	44.0	6.41	20	4.6	32	7.4	79t	45/361	50.1
Opponents	423	211	3123	49.9	7.38	28	6.6	17	4.0	75t	31/267	79.7

1968 FINAL STATISTICS (4-10)

HEAD COACH: MIKE HOLOVAK - FOURTH IN AFL EAST - HOME STADIUM: FENWAY PARK

Date	W/L	Score	Opp.	Att.	RUSHING	NO	YDS	AVG	LG	TD	KICK RETURNS	NO	YDS	AVG	LG	TD
9/08	W	16-7	at Buffalo	38,865	Nance	177	593	3.4	30t	4	Porter	36	812	22.6	61	0
9/22	L	31-47	*N.Y. Jets	29,192	Gamble	78	311	4.0	40t	1	Johnson, B.	22	442	20.1	36	0
9/29	W	20-17	at Denver	37,024	Thomas	88	215	2.4	25	2	Marsh	4	74	18.5	27	0
10/06	L	10-41	at Oakland	44,253	Garron	36	97	2.7	18	1	Johnson, D.	3	63	21.0	26	0
10/13	L	0-16	Houston	32,502	Sherman	25	80	3.2	17	0	Long	2	20	10.0	11	0
10/20	W	23-6	Buffalo	21,082	Taliaferro	8	51	6.4	21	0	Thomas	1	22	22.0	22	0
10/27	L	14-48	at N.Y. Jets	62,351	Marsh	4	8	2.0	11	0	Graham	1	9	9.0	9	0
11/03	L	14-35	Denver	18,304	Johnson	2	6	3.0	6	0	Cheyanski	1	0	0.0	0	0
11/10	L	17-27	San Diego	19,278	Cappelletti	1	2	2.0	2	0	Gamble	1	0	0.0	0	0
11/17	L	17-31	at Kansas City	48,271	Whalen	1	0	0.0	0	0	Patriots	71	1442	20.3	61	0
11/24	L	10-34	Miami	18,305	Corcoran	1	-1	-1.0	-1	0	Opponents	40	901	22.5	63	0
12/01	W	33-14	Cincinnati	17,796	Patriots	421	1362	3.2	40t	8						
12/08	L	7-38	at Miami	24,242	Opponents	479	1825	3.8	55t	22						
12/15	L	17-45	at Houston	34,198												

* at Birmingham, Ala.

TEAM STATISTICS	PATS	OPP
TOTAL FIRST DOWNS	181	237
By Rushing	69	86
By Passing	94	123
By Penalty	18	28
TOTAL NET YARDS	3127	4415
Avg. per Game	223.4	315.4
Total Offensive Plays	868	922
Avg. per Play	3.6	4.8
NET YARDS RUSHING	1362	1825
Total Rushing Plays	421	479
Avg. per Rush	3.2	3.8
Avg. per Game	97.3	130.4
NET YARDS PASSING	1765	2590
Avg. per Game	126.1	185.0
Sacked/Yards Lost	38/356	27/236
Gross Yards Passing	2121	2826
Att./Completions	409/160	416/200
Completion Pct.	39.1	48.1
Had Intercepted	33	23
PUNTS/AVERAGE	96/39.9	81/40.5
PENALTIES/YARDS	67/682	70/874
FUMBLES/BALLS LOST	28/20	37/17
TOUCHDOWNS	26	49
Rushing	8	22
Passing	16	20
Returns	2	7

SCORE BY PERIODS	1	2	3	4	OT TOTAL
Patriots	45	57	65	62	- 229
Opponents	83	111	89	123	- 406

SCORING	TD	Ru	Pa	Rt	PAT	FG	S	TP
Cappelletti	2	0	2	0	26/26	15/27	0	83
Whalen	7	0	7	0	0	0	0	42
Marsh	4	0	4	0	0	0	0	24
Nance	4	4	0	0	0	0	0	24
Gamble	2	1	1	0	0	0	0	12
Thomas	2	2	0	0	0	0	0	12
Garron	1	1	0	0	0	0	0	6
Graham	1	0	1	0	0	0	0	6
Philpott	1	0	1	0	0	0	0	6
Scarpitto	1	0	1	0	0	0	0	6
Witt	1	0	1	0	0	0	0	6
Satcher	0	0	0	0	0	0	0	1
Patriots	26	8	16	2	26/26	15/27	1	229
Opponents	49	22	20	7	49/49	21/31	0	406

2-Pt. Conversions: Patriots 0-0, Opp. 0-0.

RECEIVING	NO	YDS	AVG	LG	TD
Whalen	47	718	15.3	87t	7
Marsh	19	331	17.4	70t	4
Murphy	18	268	14.9	26	0
Graham	16	242	15.1	34	1
Nance	14	51	3.6	13	0
Cappelletti	13	182	14.0	30	2
Gamble	11	55	5.0	16	1
Thomas	10	85	8.5	32	0
Colclough	8	136	17.0	44	0
Scarpitto	2	49	24.5	33t	1
Garron	1	4	4.0	4	0
Canale	1	0	0.0	0	0
Patriots	160	2121	13.3	87t	16
Opponents	200	2826	14.1	90t	20

INTERCEPTIONS	NO	YDS	AVG	LG	TD
Mitchell	7	41	5.9	20	0
Philpott	4	31	7.8	17	0
Buoniconti	3	22	7.3	14	0
Johnson	2	33	16.5	19	0
McMahon	2	27	13.5	27	0
Charles	1	29	29.0	29	0
Cheyanski	1	21	21.0	21	0
Johnson	1	11	11.0	11	0
Witt	1	4	4.0	4t	1
Satcher	1	1	1.0	1	0
Patriots	23	220	9.6	29	1
Opponents	33	510	15.5	94t	3

PUNTING	NO	YDS	AVG	LG	BLK
Swanson	62	2449	39.5	57	2
Scarpitto	34	1382	40.6	87	2
Patriots	96	3831	39.9	87	4
Opponents	81	3280	40.5	65	0

PUNT RETURNS	NO	FC	YDS	AVG	LG	TD
Porter	22	5	135	6.1	24	0
Johnson, B.	10	8	34	3.4	9	0
Leo	2	0	12	6.0	8	0
Graham	2	3	11	5.5	6	0
Johnson, D.	1	3	5	5.0	5	0
Patriots	37	19	197	5.3	24	0
Opponents	59	13	502	8.5	76t	1

SACKS: Antwine 7.5, Philpott 4.0, Byrd 3.5, Buoniconti 3.0, Witt 3.0, Hunt 1.5, Cheyanski 1.0, Toner 1.0, Eisenhauer 0.5, Team 2.0.

FIELD GOALS	1-19	20-29	30-39	40-49	50+
Cappelletti	4/4	6/7	4/6	1/8	0/2
Patriots	4/4	6/7	4/6	1/8	0/2
Opponents	7/8	7/8	4/5	3/8	0/2

Cappelletti: (10G,28G,30G) (31G) (50N,22G,42N,7G) (24G) (49N) (39G,50N,20G,49N,16G) () () (25N,45N,35G) (29G,34B,45N,35N) (15G,49N) (27G,42B) () (42G).

OPPENONS: (42N,47B) (30G,27G,27G,48G) (27G,43N,24N) (19G,33G) (44G,40B,13B,15G,25G) (16G,11G) (12G, 23G) () (32G,33G) (40G,50N) (17G,22G) () (33N,25G) (54N,42N,16G).

STARTERS:

OFFENSE: WR Art Graham (6), Jim Colclough (4), Bill Murphy (4); LT Tom Funchess (12), Don Oakes (2); LG Justin Canale (13), Tom Funchess (1); C Jon Morris (14), RB Lennie Ste. Jean (13), Carl Singer (1); RT Tom Neville (13), D. Oakes (1); TE Jim Whalen (13); Bobby Nichols (1); WR Aaron Marsh (12), Gino Cappelletti (2); QB Mike Taliaferro (8), Tom Sherman (5), Jim Corcoran (1); RB R.C. Gamble (5), Jim Nance (5), Gene Thomas (3), Bill Murphy (1); FB J. Nance (7), R.C. Gamble (3), Larry Garron (2), G. Thomas (2).

DEFENSE: LE Dennis Byrd (10), Jim Lee Hunt (4); LT J.L. Hunt (10), D. Byrd (4); RE Larry Eisenhauer (8), Mel Witt (6); RT Houston Antwine (14); LLB Ed Philpott (14); MLB Nick Buoniconti (9), Jim Cheyanski (4), Ray Ilg (1); RLB Doug Satcher (13), Ed Koontz (1); LCB Leroy Mitchell (13), Daryl Johnson (1); RCB D. Johnson (10), John Charles (1), Bill Johnson (1), Art McMahon (1), L. Mitchell (1); SS J. Charles (6), Don Webb (4), B. Johnson (3), A. McMahon (1); FS D. Webb (5), J. Charles (4), A. McMahon (3), B. Johnson (1), D. Johnson (1).

1968 Coaching Staff: Claude Gibson, Defensive Backfield, Jesse Richardson, Defensive Line, Art Spinney, Offensive Line, Tom Yewcivic Offensive Backfield.

AFL All-Stars (5): DT Houston Antwine (6), WR/K Gino Cappelletti (5), CB Leroy Mitchell (1), C. Jon Morris (5), T Tom Neville (2).

PASSING	ATT	CMP	YARDS	CMP%	YDS/ATT	TD	TD%	INT	INT%	LG	SK/YDS	RATING
Sherman	226	90	1199	39.8	5.31	12	5.3	16	7.1	87t	19/190	45.6
Taliaferro	176	67	889	38.1	5.05	4	2.3	15	8.5	70t	18/156	26.9
Corcoran	7	3	33	42.9	4.71	0	0.0	2	28.6	14	1/10	17.9
Patriots	409	160	2121	39.1	5.19	16	3.9	33	8.1	87t	38/356	35.7
Opponents	416	200	2826	48.1	6.79	20	4.8	23	5.5	90t	27/236	63.4

1969 FINAL STATISTICS (4-10)

HEAD COACH: CLIVE RUSH • TIED THIRD IN AFL EAST • HOME STADIUM: ALUMNI STADIUM (BOSTON COLLEGE)

Date	W/L	Score	Opp.	Att.	RUSHING	NO	YDS	AVG	LG	TD	KICK RETURNS	NO	YDS	AVG	LG	TD
9/14	L	7-35	at Denver	43,679	Nance	193	750	3.9	43	6	Garrett	28	792	28.3	63	0
9/21	L	0-31	Kansas City	22,002	Garrett	137	691	5.0	80t	5	Marsh	6	136	22.7	41	0
9/28	L	23-38	Oakland	19,069	Gamble	16	35	2.2	9	0	Blanks	6	131	21.8	25	0
10/05	L	14-23	N.Y. Jets	25,584	Blanks	7	30	4.3	12	0	Scott	6	43	7.2	14	0
10/11	L	16-23	at Buffalo	46,201	Frazier	2	-1	-0.5	9	0	Gladieux	4	61	15.3	20	0
10/19	L	10-13	San Diego	18,346	Taliaferro	12	-16	-1.3	2	0	Carwell	1	28	28.0	28	0
10/26	L	17-23	at N.Y. Jets	62,298	Patriots	367	1489	4.1	80t	11	Gamble	1	23	23.0	23	0
11/02	W	24-0	Houston	19,006	Opponents	528	2359	4.5	72	18	Berger	1	20	20.0	20	0
11/09	L	16-17	Miami	19,821	RECEIVING	NO	YDS	AVG	LG	TD	Schottenheimer	1	13	13.0	13	0
11/16	W	25-14	at Cincinnati	27,927	Garrett	29	267	9.2	34	2	Patriots	54	1247	23.1	63	0
11/23	W	35-21	Buffalo	25,584	Nance	29	168	5.8	27	0	Opponents	56	1068	19.1	47	0
11/30	W	38-23	at Miami*	32,121	Sellers	27	705	26.1	77	6	SACKS:	Antwine 5.0, Hunt 3.5, Eisenhauer 3.0, Berger 2.0, Cheyonski 1.5, Carwell 1.0, Henke 1.0, Jacobs 1.0, Philpott 1.0, Witt 1.0, Team 2.0.				
12/07	L	18-28	at San Diego	33,146	Frazier	19	306	16.1	50t	7	FIELD GOALS	1-19 20-29 30-39 40-49 50+				
12/14	L	23-27	at Houston	39,215	Rademacher	17	217	12.8	40	3	Cappelletti	6/7 1/4 6/12 1/9 0/2				
			*Tampa, Fla.		Whalen	16	235	14.7	47	1	Patriots	6/7 1/4 6/12 1/9 0/2				
					Marsh	8	108	13.5	21	0	Opponents	8/8 7/9 2/8 0/2 0/1				

TEAM STATISTICS	PATS	OPP
TOTAL FIRST DOWNS	166	278
By Rushing	64	142
By Passing	87	115
By Penalty	15	21
TOTAL NET YARDS	3419	4810
Avg. per Game	244.2	343.6
Total Offensive Plays	729	898
Avg. per Play	4.7	5.4
NET YARDS RUSHING	1489	2359
Total Rushing Plays	367	528
Avg. per Rush	4.1	4.5
Avg. per Game	106.4	168.5
NET YARDS PASSING	1930	2451
Avg. per Game	138.6	175.1
Sacked/Yards Lost	24/261	22/159
Gross Yards Passing	2191	2619
Att./Completions	338/203	348/203
Completion Pct.	47.9	58.3
Had Intercepted	18	20
PUNTS/AVERAGE	70/41.5	55/38.6
PENALTIES/YARDS	77/837	69/810
FUMBLES/BALLS LOST	15/10	33/14
TOUCHDOWNS	32	38
Rushing	11	18
Passing	19	18
Returns	2	2

SCORE BY PERIODS	1	2	3	4	OT TOTAL
Patriots	88	63	24	91	- 266
Opponents	78	82	92	64	- 316

SCORING	TD	Ru	Pa	Rt	PAT	FG	S	TP
Cappelletti	0	0	0	0	26/27	14/34	0	68
Frazier	7	0	7	0	0	0	0	42
Garrett	7	5	2	0	0	0	0	42
Nance	6	6	0	0	0	0	0	36
Sellers	6	0	6	0	0	0	0	36
Rademacher	3	0	3	0	0	0	0	18
Johnson	1	0	0	1	0	0	0	8
Charles	1	0	0	1	0	0	0	6
Whalen	1	0	1	0	0	0	0	6
Jones	0	0	0	0	0	0	1	2
Hammond	0	0	0	0	0	0	0	2
Patriots	32	11	19	2	26/27	14/34	2	266
Opponents	38	18	18	2	37/38	17/28	0	316

2-Pt. Conversions: Hammond 1-1, Janik 0-1, Taliaferro 0-1, Patriots 1-3, Opp. 0-0.

INTERCEPTIONS	NO	YDS	AVG	LG	TD
Carwell	4	114	28.5	38	0
Charles	4	46	11.5	25t	1
Philpott	4	37	9.2	16	0
Webb	2	32	16.0	32	0
Johnson	2	23	11.5	23	0
Cheyonski	1	37	37.0	37	0
Bramlett	1	26	26.0	26	0
Janik	1	8	8.0	8	0
Schottenheimer	1	3	3.0	3	0
Patriots	20	326	16.3	38	1
Opponents	18	225	12.5	37	1

PUNTING	NO	YDS	AVG	LG	BLK
Janik	70	2903	41.5	56	0
Patriots	70	2903	41.5	56	0
Opponents	55	2123	38.6	56	0

PUNT RETURNS	NO	FC	YDS	AVG	LG	TD
Garrett	12	0	159	13.3	45	0
Carwell	5	0	43	8.6	13	0
Blanks	5	2	10	2.0	12	0
Janik	1	0	0	0.0	0	0
Gamble	0	1	0	0.0	0	0
Gladieux	0	3	0	0.0	0	0
Patriots	23	6	212	9.2	45	0
Opponents	19	21	114	6.0	64	0

DEFENSE	NO	YDS	AVG	LG	TD	
Carwell	5	0	43	8.6	13	0
Blanks	5	2	10	2.0	12	0
Janik	1	0	0	0.0	0	0
Gamble	0	1	0	0.0	0	0
Gladieux	0	3	0	0.0	0	0
Patriots	23	6	212	9.2	45	0
Opponents	19	21	114	6.0	64	0

OPPONENTS: (23N) (47N) (50N,16G) () (47N,32G,29N) (46N,18N,32G) (39G,49N) (30N,30G,41N) (22N,50N,17G) (11G,36G,43N,45N,43G,38N,33N) (49N,30N) (37N, 13G) (34N,34G) (10G,19G,27G).

OPPONENTS: (35N) (16G) (25G,27N) (34N,16G,24G,13G) (24G,22G,22G) (12G,28G,28N) (38G,37N,32G,13G) (35N) (17G,41N,31N) (55N) (1) (22G) (1) (30N,48N,13G,19G).

STARTERS:
OFFENSE: WR Charley Frazier (11), Bill Rademacher (3); LT Tom Funchess (14); LG Mike Montler (11), Charlie Long (3); C Jon Morris (14); RG Lennie St. Jean; RT Tom Neville (14); TE Jim Whalen (11), Barry Brown (2), C. Frazier (1); WR Ron Sellers (9), Aaron Marsh (4), B. Rademacher (1); QB Mike Taliaferro (14); RB Carl Garrett (5), Jim Nance (5), R.C. Gamble (4); FB J. Nance (9), C. Garrett (1), R.C. Gamble (1).

DEFENSE: LE Karl Henke (7), Ray Jacobs (5), John Cagle (1), Mel Witt (1); LT Jim Lee Hunt (14); RE Larry Eisenhauer (13), Ron Berger (1); RE Houston Antwine (14); LLB Ed Philpott (14); MLB Jim Cheyonski (14); John Bramlett (12), Marty Schottenheimer (1), J.R. William (1); LCB Larry Carwell (13), John Outlaw (1); RCB Daryl Johnson (14); SS John Charles (11), Don Webb (2), Tom Janik (1); FS D. Webb (12), J. Charles (2).

1969 Coaching Staff: Bruce Beatty, Offensive Line, Bill Elias, Defensive Backfield, John Mazur, Offensive Backfield, John Meyer, Linebackers, Jesse Richardson, Defensive Line, Jerry Stoltz, Receivers.

AFL All-Stars (5): RB Carl Garrett (1), DT Jim Lee Hunt (4), C Jon Morris (6), WR Ron Sellers (1), QB Mike Taliaferro (1), S Don Webb (1).

PASSING	ATT	CMP	YARDS	CMP%	YDS/ATT	TD	TD%	INT	INT%	LG	SK/YDS	RATING
Taliaferro	331	160	2160	48.3	6.53	19	5.7	18	5.4	77	24/261	66.0
Hammond	6	2	31	33.3	5.17	0	0.0	0	0.0	18	0/0	51.4
Garrett	1	0	0	0.0	0.0	0	0.0	0	0.0	0	0/0	39.6
Patriots	338	162	2191	47.9	6.48	19	5.6	18	5.3	77	24/261	65.6
Opponents	348	203	2610	58.3	7.50	18	5.2	20	5.7	76t	22/159	75.2

1971 FINAL STATISTICS (6-8)

HEAD COACH: JOHN MAZUR • TIED THIRD IN AFC EAST • HOME STADIUM: SCHAEFER STADIUM

Date	W/L	Score	Opp.	Att.	RUSHING	NO	YDS	AVG	LG	TD	KICK RETURNS	NO	YDS	AVG	LG	TD
9/19	W	20-6	Oakland	55,405	Garrett	181	784	4.3	38	1	Garrett	24	538	22.4	37	0
9/26	L	7-34	Detroit	61,054	Nance	129	463	3.6	50	5	Gardlin	14	321	22.9	34	0
10/03	L	3-23	Baltimore	61,232	Plunkett	45	210	4.7	16	0	Bryant	10	252	25.2	45	0
10/10	W	20-0	N.Y. Jets	61,357	Gladieux	37	175	4.7	31	0	Gladieux	6	85	14.2	20	0
10/17	L	3-41	at Miami	58,822	Maitland	13	25	1.9	6	1	Lawson	2	47	23.5	25	0
10/24	L	21-44	at Dallas	65,708	Lawson	8	8	1.0	6	0	Rucker	2	45	22.5	21	0
10/31	L	10-27	at San Francisco	45,092	Bryant	4	1	0.3	1	0	Maitland	2	40	20.0	21	0
11/07	W	28-20	Houston	53,155	Crabtree	2	11	5.5	18	0	Mallory	1	19	19.0	19	0
11/14	W	38-33	Buffalo	57,446	Neville	0	-8	-	-8	0	Hagen	1	7	7.0	7	0
11/21	L	7-27	at Cleveland	65,238	Patriots	419	1669	4.0	50	7	Janik	1	0	0.0	0	0
11/28	L	20-27	at Buffalo	27,166	Opponents	481	1918	4.0	56	14	Webb	1	0	0.0	0	0
12/05	W	34-13	Miami	61,457	RECEIVING	NO	YDS	AVG	LG	TD	Patriots	64	1354	21.2	45	0
12/12	L	6-13	at N.Y. Jets	63,175	Vataha	51	872	17.1	88	9	Opponents	49	1427	29.1	94	1
12/19	W	21-17	at Baltimore	57,942	Garrett	22	265	12.0	80	1	SACKS: Kiner 6.5, Adams 5.0, Lassiter 4.0, Berger 3.0, May 2.5, Weisacosky 2.0, Philpott 1.0, Rowe 1.0, Weisacosky 1.0. Patriots 26.0, Opponents 36.0.					

TEAM STATISTICS		PATS	OPP
TOTAL FIRST DOWNS		190	237
By Rushing	85	106	
By Passing	94	111	
By Penalty	11	20	
Third Down: Made/Att.	72/198	81/208	
Third Down: Eff.	36.3	38.9	
TOTAL NET YARDS	3556	4072	
Avg. per Game	254.0	290.9	
Total Offensive Plays	786	856	
Avg. per Play	4.5	4.8	
NET YARDS RUSHING	1669	1918	
Total Rushing Plays	419	481	
Avg. per Rush	4.0	4.0	
Avg. per Game	119.2	137.0	
NET YARDS PASSING	1887	2154	
Avg. per Game	134.8	153.9	
Sacked/Yards Lost	36/319	25/249	
Gross Yards Passing	2206	2403	
Att./Completions	330/159	350/170	
Completion Pct.	48.2	48.6	
Had Intercepted	16	15	
PUNTS/AVERAGE	87/37.3	66/38.8	
PENALTIES/YARDS	67/657	60/559	
FUMBLES/BALLS LOST	26/16	35/14	
TOUCHDOWNS	29	35	
Rushing	7	14	
Passing	19	16	
Returns	3	5	

SCORE BY PERIODS	1	2	3	4	OT	TOTAL
Patriots	41	64	69	64	0	238
Opponents	82	105	54	84	0	325

SCORING	TD	Ru	Pa	Rt	PAT	FG	S	TP
Gogolak	0	0	0	0	28/28	12/21	0	64
Vataha	9	0	0	0	0	0	0	54
Nance	5	5	0	0	0	0	0	30
Beer	3	0	0	0	0	0	0	18
Sellers	3	0	3	0	0	0	0	18
Moss	2	0	1	1	0	0	0	12
Garrett	2	1	1	0	0	0	0	12
Bryant	1	0	1	0	0	0	0	6
Maitland	1	1	0	0	0	0	0	6
Carwell	1	0	0	1	0	0	0	6
Crabtree	1	0	1	0	0	0	0	6
Outlaw	1	0	0	1	0	0	0	6
Team	0	0	0	0	0/1	0	0	0
Patriots	29	7	19	3	28/29	12/21	0	238
Opponents	35	14	16	5	34/35	27/36	0	325

RECEIVING	NO	YDS	AVG	LG	TD
Vataha	51	872	17.1	88	9
Garrett	22	265	12.0	80	1
Nance	18	95	5.3	12	0
Sellers	14	222	15.9	49	3
Bryant	14	212	15.1	48	1
Beer	12	191	15.9	31	3
Moss	9	124	13.8	20	1
Crabtree	9	120	13.3	31	1
Gladieux	6	60	10.0	25	0
Rucker	2	24	12.0	19	0
Sykes	1	15	15.0	15	0
Maitland	1	6	6.0	6	0
Patriots	159	2206	13.9	88	19
Opponents	170	2403	14.1	74	16

INTERCEPTIONS	NO	YDS	AVG	LG	TD
Carwell	5	72	14.4	53	1
Kiner	4	25	6.3	14	0
Outlaw	3	89	29.7	60	1
Beverly	2	19	9.5	19	0
Cheyunski	1	24	24.0	24	0
Patriots	15	229	15.3	60	2
Opponents	16	157	9.8	25	1

PUNTING	NO	YDS	AVG	LG	BLK
Janik	87	3249	37.3	58	0
Patriots	87	3249	37.3	58	0
Opponents	66	2564	38.8	64	1

PUNT RETURNS	NO	FC	YDS	AVG	LG	TD
Bryant	10	1	24	2.4	16	0
Garrett	8	2	124	15.5	50	0
Harris	5	1	19	3.8	9	0
Gladieux	4	8	0	0.0	0	0
Gardlin	4	5	14	3.5	5	0
Patriots	31	17	181	5.8	50	0
Opponents	36	31	279	7.8	68	1

FIELD GOALS	1-19	20-29	30-39	40-49	50+
Gogolak	1/1	1/3	6/7	3/7	1/3
Patriots	1/1	1/3	6/7	3/7	1/3
Opponents	8/9	4/5	5/6	9/14	1/2

Gogolak: (466, 22-) (-) (346, 468, 46N) (36N, 53N) (51G) (-) (51N, 48N, 32G) (25N) (38G) (20B) (406, 17G) (37G, 35G) (34G, 47G) (47B).

OPPONENTS: (21N) (23G, 27G) (42G, 41G, 50G) (-) (34G, 46N, 42G) (16G, 17G, 45N, 32G) (35G, 41G, 40N) (25G, 41G, 37N) (17G, 48G, 17G, 12G) (34G, 15N, 31G) (51N, 48G, 41G) (26G, 30G) (16G, 42N, 42G) (12G, 40N).

STARTERS:
OFFENSE: WR Randy Vataha (13), Alfred Sykes (1); LT Mike Montler (14); LG Halvor Hagen (14); C Jon Morris (13), Bill Lenkaitis (1); RG Lennie St. Jean (13), B. Lenkaitis (1); RT Tom Neville (14); TE Tom Beer (8), Roland Moss (6); WR Ron Sellers (8), Eric Crabtree (4), Hubie Bryant (2); QB Jim Plunkett (14); RB Carl Garrett (14); FB Jim Nance (13), Odell Lawson (1).

DEFENSE: LE Ike Lassiter (12), Art May (2); LT Dave Rowe (9), Ron Berger (5); RE Dennis Wirgowski (8), A. May (5), R. Berger (1); RT Julius Adams (11), Houston Antwine (3); LLB Ed Weisacosky (10), Ed Philpott (4); MLB Jim Cheyunski (14); RLB Steve Kiner (14); LCB Larry Carwell (11), Randy Beverly (2), Perry Pruett (1); RCB John Outlaw (13), Rickie Harris (1); SS R. Harris (6), Clarence Scott (4), Don Webb (4); FS D. Webb (8), R. Harris (3), Tom Janik (2), J. Outlaw (1).

1971 Coaching Staff: Bruce Beatty, Offensive Line, Dick Evans, Defensive Line, Tom Fletcher, Defensive Backfield, John Meyer, Linebackers, Sam Rutigliano, Off. Backs/Receivers, Jerry Stoltz, Receivers.

Pro Bowl (0)

PASSING	ATT	CMP	YARDS	CMP%	YDS/ATT	TD	TD%	INT	INT%	LG	SK/YDS	RATING
Plunkett	328	158	2158	48.2	6.58	19	5.8	16	4.9	88	36/319	68.6
Gladieux	2	1	48	50.0	24.0	0	0.0	0	0.0	48	0/0	95.8
Patriots	330	159	2206	48.2	6.68	19	5.8	16	4.8	88	36/319	69.1
Opponents	350	170	2403	48.6	6.87	16	4.6	15	4.3	74	25/249	68.5

1973 FINAL STATISTICS (6-8)

HEAD COACH: CHUCK FAIRBANKS - THIRD IN AFC EAST - HOME STADIUM: SCHAEFER STADIUM

Date	W/L	Score	Opp.	Att.	RUSHING	NO	YDS	AVG	LG	TD	KICK RETURNS	NO	YDS	AVG	LG	TD
9/16	L	13-31	Buffalo	56,114	Cunningham	155	516	3.3	25	4	Herron	41	1092	26.6	92t	1
9/23	L	7-10	Kansas City	57,918	Tarver	72	321	4.5	28	4	Stingley	6	143	23.8	29	0
9/30	L	23-44	at Miami	80,047	Ashton	93	305	3.3	34	0	Rucker	5	103	20.6	43	0
10/07	W	24-16	Baltimore	57,044	Plunkett	44	209	4.8	20	5	McCall	2	17	8.5	17	0
10/14	L	7-9	N.Y. Jets	58,659	Herron	61	200	3.3	17	2	Tarver	1	17	17.0	17	0
10/21	W	13-10	at Chicago	55,701	Stingley	6	64	10.7	19	0	Windsor	1	0	0.0	0	0
10/28	L	14-30	Miami	61,279	McCall	10	15	1.5	14	0	Hannah	1	0	0.0	0	0
11/04	L	23-24	at Philadelphia	65,070	B. Adams	2	7	3.5	4	0	Patriots	57	1372	24.1	92t	1
11/11	L	13-33	at N.Y. Jets	60,737	Gipson	5	-1	-0.2	4	0	Opponents	40	963	24.1	90t	1
11/18	W	33-24	Green Bay	61,279	Rucker	2	-1	-0.5	0	0						
11/25	W	32-0	at Houston	27,344	Welch	1	-2	-2.0	-2	0						
12/02	W	30-14	San Diego	58,150	Windsor	1	-6	-6.0	-6	0						
12/09	L	13-37	at Buffalo	75,841	Vataha	2	-15	-7.5	-11	0						
12/16	L	13-18	at Baltimore	52,065	Patriots	454	1612	3.6	34	15						
					Opponents	560	2850	5.1	80t	16						

SACKS: Adams 8.0, Hamilton 5.5, Moore 4.0, Cash 3.0, Rowe 2.5, Acks 1.5, Forster 1.0, Kiner 1.0, Lunsford 1.0, Smith 1.0, Bolton 0.5, Chandler 0.5, King 0.5, Tanner 0.5, Team 2.0. Patriots 32.0, Opponents 37.0.

TEAM STATISTICS	PATS	OPP
TOTAL FIRST DOWNS	237	215
By Rushing	97	142
By Passing	122	67
By Penalty	18	6
Third Down: Md/Att.	73/192	69/185
Third Down: Eff.	38.0	37.3
TOTAL NET YARDS	3843	4188
Avg. per Game	274.5	299.1
Total Offensive Plays	871	832
Avg. per Play	4.4	5.0
NET YARDS RUSHING	1612	2850
Total Rushing Plays	454	560
Avg. per Rush	3.6	5.1
Avg. per Game	115.1	203.6
NET YARDS PASSING	2231	1338
Avg. per Game	159.4	95.6
Sacked/Yards Lost	37/350	32/262
Gross Yards Passing	2581	1600
Att./Completions	380/195	240/134
Completion Pct.	51.3	55.8
Had Intercepted	17	13
PUNTS/AVERAGE	61/37.7	62/40.5
PENALTIES/YARDS	50/550	77/693
FOULS/BALLS LOST	51/25	27/18
TOUCHDOWNS	31	32
Rushing	15	16
Passing	13	11
Returns	3	5

RECEIVING	NO	YDS	AVG	LG	TD
Rucker	53	743	14.0	64	3
Windsor	23	348	15.1	36	4
Stingley	23	339	14.7	25	2
Vataha	20	341	17.1	48	2
Herron	18	265	14.7	29	1
Cunningham	15	144	9.6	34t	1
B. Adams	14	197	14.1	30	0
Ashton	11	113	10.3	51	0
Tarver	9	51	5.7	13	0
Welch	6	22	3.7	8	0
McCall	3	18	6.0	14	0
Patriots	195	2581	13.2	64	13
Opponents	134	1600	11.9	50	11

FIELD GOALS	1-19	20-29	30-39	40-49	50+
White	6/8	2/3	3/5	3/7	0/2
Bell	0/0	0/0	1/3	0/0	0/1
Patriots	6/8	2/3	4/8	3/7	0/3
Opponents	3/3	6/7	12/14	5/8	0/0

Bell: (53M) (30N) (33B,36G).

White: (40G,38B) (34N) (32G,11G,43M) () () (49N,33G,43M,18N,47B) () () (19G,21G,26G,18G) (48G,22N,51N,36G,46G) (11G) (14G,12G) (52N,36N).

OPPONENTS: (44N,48G) (33G,33N,39B) (40G,36G,40G) (38G,27G,38G) (40G,39G,22G) (30G) (25G,38G,23G) (12G) (44G,22G,28G,39G) (33G,20N) (43B) (47B) (34G,34G,19G) (16G,32G).

STARTERS:
OFFENSE: WR Reggie Rucker (8), Darryl Stingley (6); LT Sam Adams (5), Leon Gray (5), Bob Reynolds (4); LG John Hannah (14); C Bill Lenkaitis (12); Jon Morris (2); RG Lennie St. Jean (14); RT Tom Neville (9), L. Gray (3), S. Adams (2); TE Bob Windsor (9), Bob Adams (5); WR R. Rucker (6), D. Stingley (4), Randy Vataha (4); QB Jim Plunkett (14); RB Josh Ashton (8), John Tarver (3), Sam Cunningham (1), Mack Herron (1), Bob McCall (1); FB S. Cunningham (9), J. Tarver (4), Claxton Welch (1).

DEFENSE: LE Ray Hamilton (14); NT Dave Rowe (14); RE Rick Cash (14); RT Julius Adams (14); LLB Steve Kiner (14); MLB Edgar Chandler (11), Brian Stenger (2), Will Foster (1); RLB Ron Acks (14); LCB George Hoey (12), Donald Martin (2); RCB Ron Bolton (14); SS Sandy Durko (14), FS Ralph Anderson (10), Honor Jackson (3), Dave Muson (1).

1973 Coaching Staff: Hank Bullough, Defensive Line, Ron Erhardt, Offensive Backfield, Red Miller, Offensive Line, Bill Nelsen, Quarterbacks, Sam Rutigliano, Off. Backs/Receivers, Charlie Sumner, Linebackers/Secondary, Jim Valek, Special Teams, Larry Weaver, Defensive Backfield.

Pro Bowl (0)

SCORE BY PERIODS	1	2	3	4	OT	TOTAL
Patriots	48	69	74	67	0	258
Opponents	57	86	77	80	0	300

SCORING	TD	Ru	Pa	Rt	PAT	FG	S	TP
White	0	0	0	0	21/25	14/25	0	63
Plunkett	5	5	0	0	0	0	0	30
Cunningham	5	4	1	0	0	0	0	30
Herron	4	2	1	1	0	0	0	24
Tarver	4	4	0	0	0	0	0	24
Windsor	4	0	4	0	0	0	0	24
Rucker	3	0	3	0	0	0	0	18
Vataha	3	0	2	1	0	0	0	18
Stingley	2	0	2	0	0	0	0	12
Bell	0	0	0	4/5	1/4	0	0	7
Foster	1	0	0	1	0	0	0	6
Kiner	0	0	0	0	1	0	0	2
Team	0	0	0	0	0/1	0	0	0
Patriots	31	15	13	3	25/31	15/29	1258	
Opponents	32	16	11	5	30/32	26/32	0300	

PASSING	ATT	CMP	YARDS	CMP%	YDS/ATT	TD	TD%	INT	INT%	LG	SK/YDS	RATING
Plunkett	376	193	2550	51.3	6.78	13	3.5	17	4.5	64	37/350	65.8
Shiner	4	2	31	50.0	7.75	0	0.0	0	0.0	23	0/0	76.0
Patriots	380	195	2581	51.3	6.79	13	3.4	17	4.5	64	37/350	65.9
Opponents	240	134	1600	55.8	6.67	11	4.6	13	5.4	50	32/262	69.1

RESULTS

1974 FINAL STATISTICS (7-7)

HEAD COACH: CHUCK FAIRBANKS • TIED THIRD IN AFC EAST • HOME STADIUM: SCHAEFER STADIUM

Date	W/L	Score	Opp.	Att.	RUSHING	NO	YDS	AVG	LG	TD	KICK RETURNS	NO	YDS	AVG	LG	TD
9/15	W	34-24	Miami	55,006	Herron	231	824	3.6	28	7	Herron	28	629	18.0	62	0
9/22	W	28-20	at N.Y. Giants	49,267	Cunningham	166	811	4.9	75	9	Johnson	15	303	20.2	41	0
9/29	W	20-14	L.A. Rams	61,279	Plunkett	30	161	5.4	37	2	Schubert	5	112	22.4	32	0
10/06	W	42-3	Baltimore	59,502	Tarver	41	101	2.5	18	2	Hinton	3	83	27.7	53	0
10/13	W	24-0	at N.Y. Jets	61,400	Ashton	26	99	3.8	22	0	Wilson	2	33	16.5	18	0
10/20	L	28-30	at Buffalo	80,020	Stingley	5	63	12.6	23t	1	Tanner	2	17	8.5	17	0
10/27	W	17-14	at Minnesota	48,497	Wilson	15	57	3.8	12	0	Hunt	1	21	21.0	21	0
11/03	L	28-29	Buffalo	61,279	Vataha	3	21	7.0	24	0	Durko	1	0	0.0	0	0
11/10	L	14-21	Cleveland	61,279	Hinton	1	1	1.0	1	0	Smith, D.	1	0	0.0	0	0
11/17	L	16-21	N.Y. Jets	61,279	Johnson	2	-4	-2.0	-2	0	Patriots	58	1198	20.7	62	0
11/24	W	27-17	at Baltimore	38,971	Patriots	520	2134	4.1	75t	21	Opponents	64	1678	26.2	88t	1
12/01	L	26-41	at Oakland	54,020	Opponents	467	1587	3.4	34	16						
12/08	L	17-21	Pittsburgh	61,279												
12/15	L	27-34	at Miami	79,420												

TEAM STATISTICS	PATS	OPP
TOTAL FIRST DOWNS	255	240
By Rushing	123	100
By Passing	113	129
By Penalty	19	11
Third Down: Md/Att.	96/202	73/192
Third Down: Eff.	47.5	38.0
TOTAL NET YARDS	4474	4067
Avg. per game	319.6	290.5
Total Offensive Plays	900	879
Avg. per Play	5.0	4.6
NET YARDS RUSHING	2134	1587
Total Rushing Plays	520	467
Avg. per Rush	4.1	3.4
Avg. per game	152.4	113.4
NET YARDS PASSING	2340	2480
Avg. per Game	167.1	177.1
Sacked/Yards Lost	21/174	38/294
Gross Yards Passing	2514	2774
Att./Completions	359/177	374/210
Completion Pct.	49.3	56.1
Had Intercepted	23	24
PUNTS/AVERAGE	71/36.2	75/38.4
PENALTIES/YARDS	87/843	76/642
FUMBLES/BALLS LOST	26/15	29/14
TOUCHDOWNS	43	37
Rushing	21	16
Passing	19	17
Returns	3	4

SCORE BY PERIODS	1	2	3	4	OT	TOTAL
Patriots	86	116	64	82	0	348
Opponents	68	92	49	80	0	289

SCORING	TD	Ru	Pa	Rt	PAT	FG	S	TP
Smith	0	0	0	0	42/43	16/22	0	90
Herron	12	7	5	0	0	0	0	72
Cunningham	11	9	2	0	0	0	0	66
Rucker	4	0	4	0	0	0	0	24
Vataha	3	0	3	0	0	0	0	18
Plunkett	2	2	0	0	0	0	0	12
Stingley	2	1	1	0	0	0	0	12
Tarver	2	2	0	0	0	0	0	12
Geddes	1	0	0	1	0	0	0	6
Hannah	1	0	0	1	0	0	0	6
Marshall	1	0	1	0	0	0	0	6
Sanders	1	0	0	1	0	0	0	6
Schubert	1	0	1	0	0	0	0	6
Tanner	1	0	1	0	0	0	0	6
Windsor	1	0	1	0	0	0	0	6
Patriots	43	21	19	3	42/43	16/22	0	348
Opponents	37	16	4	32/37	11/18	1	289	

PASSING	ATT	CMP	YARDS	CMP%	YDS/ATT	TD	TD%	INT	INT%	LG	SK/YDS	RATING
Plunkett	352	173	2457	49.1	6.98	19	5.4	22	6.3	69t	21/174	64.1
Shiner	6	3	37	50.0	6.17	0	0.0	1	16.7	18	0/0	29.9
Graff	1	1	20	100.0	20.0	0	0.0	0	0.0	20	0/0	118.8
Patriots	359	177	2514	49.3	7.00	19	5.3	23	6.4	69t	21/174	63.3
Opponents	374	210	2774	56.1	7.42	17	4.5	24	6.4	67t	38/294	68.2

RECEIVING	NO	YDS	AVG	LG	TD
Herron	38	474	12.5	18	5
Rucker	27	436	16.1	69t	4
Vataha	25	561	22.4	59t	3
Cunningham	22	214	9.7	37	2
Adams, B.	17	244	14.4	24	0
Wilson	12	127	10.6	20	1
Stingley	10	139	13.9	20t	1
Tarver	9	37	4.1	12	0
Johnson	8	147	18.4	34	0
Wilson	3	38	12.7	23	0
Hinton	2	36	18.0	20	0
Tanner	2	23	11.5	21	1
Schubert	1	21	21.0	21t	1
Marshall	1	17	17.0	17t	1
Patriots	177	2514	14.2	69t	19
Opponents	210	2774	13.2	67t	17

INTERCEPTIONS	NO	YDS	AVG	LG	TD
Bolton	7	18	2.6	10	0
Sanders	5	57	11.4	23t	1
Hunt	3	66	22.0	27	0
McCray	3	61	20.3	33	0
Mildren	3	51	17.0	41	0
Geddes	2	32	16.0	29t	1
King	1	9	9.0	9	0
Patriots	24	294	12.3	41	2
Opponents	23	331	14.4	72t	2

PUNTING	NO	YDS	AVG	LG	BLK
Barnes	45	1604	35.6	50	0
Chapple	26	967	37.2	57	0
Patriots	71	2571	36.2	57	0
Opponents	75	2882	38.4	59	0

PUNT RETURNS	NO	FC	YDS	AVG	LG	TD
Herron	35	4	517	14.8	66	0
Schubert	3	2	15	5.0	11	0
Durko	1	1	1	1.0	1	0
Hinton	1	0	0	0.0	0	0
Johnson	0	3	0	0.0	0	0
Sanders	0	1	0	0.0	0	0
Patriots	40	11	533	13.3	66	0
Opponents	41	5	314	7.7	42	0

SACKS: Adams 8.0, Hamilton 5.0, Lunsford 5.0, McGee 4.5, Webster 4.5, King 3.5, Smith 3.0, Moore 2.0, Hunt 1.5, Nelson 1.0, Carter 0.5. Patriots 38.0, Opponents 21.0.

FIELD GOALS	1-19	20-29	30-39	40-49	50+
Smith	0/0	6/7	8/10	2/5	0/0
Patriots	0/0	6/7	8/10	2/5	0/0
Opponents	0/0	5/5	2/4	4/9	0/0

Smith: (216,21N,26G) (30N) (396,23G) () (37G) () (37G) (47N,46B) () (32G,34N,44G,35G) (33G,28G) (22G,35G) (20G,44N) (46G,34G).

OPPONENTS: (33G) () (41B) (31N,27G) () (35G) (43N,34N) (45G,20G,46N,47G) () () (48N,25G) () (40G,27G,47N) (28G,40G).

STARTERS:

OFFENSE: WR Reggie Rucker (9), Andy Johnson (3), Ed die Hinton (1), Darryl Stingley (1), LT Leon Gray (14); LG John Hannah (14); C Bill Lenkaitis (14); RG Sam Adams (13), Bill DuLac (1); RT Tom Neville (14); TE Bob Adams (7), Bob Windsor (7); WR Randy Vataha (9), Steve Schubert (3), R. Rucker (1), D. Stingley (1); QB Jim Plunkett (14); RB Mack Herron (14); Sam Cunningham (10), Josh Harper (4).

DEFENSE: LE Mel Lunsford (7), Julius Adams (5), Ray Hamilton (1), Tony McGee (1); NT/LT R. Hamilton (13), M. Lunsford (1); RE/RT J. Adams (6), George Webster (5), M. Lunsford (2), J. Tanner (1); LOLB/RE G. Webster (7), M. Lunsford (3), J. Adams (3), J. Tanner (1); LILB/LLB Steve Nelson (9), Bob Geddes (5); RILB Sam Hunt (14); ROLB Steve King (14); LCB John Sanders (10), Willie Osley (3), Ron Bolton (1); RCB R. Bolton (13), W. Osley (1); SS Jack Mildren (9), Sandy Durko (4), Prentice McCray (1); FS P. McCray (13), J. Mildren (1).

1974 Coaching Staff: Hank Bullough, Defensive Line, Ron Erhardt, Offensive Backfield, Red Miller, Offensive Line, Bill Nelsen, Quarterbacks, Ray Perkins, Receivers, Charlie Sumner, Linebackers/Secondary, Jim Valek, Special Teams, Larry Weaver, Defensive Backfield.

Pro Bowl (0)

1975 FINAL STATISTICS (3-11)

HEAD COACH: CHUCK FAIRBANKS • TIED FOURTH IN AFC EAST • HOME STADIUM: SCHAEFER STADIUM

Date	W/L	Score	Opp.	Att.	RUSHING	NO	YDS	AVG	LG	TD	KICK RETURNS	NO	YDS	AVG	LG	TD
9/21	L	0-7	Houston	54,212	Cunningham	169	666	3.9	17	6	Carter	32	879	27.5	99t	1
9/28	L	14-22	Miami	61,279	Johnson	117	488	4.2	66t	3	McQuay	15	252	16.8	34	0
10/05	L	7-36	at N.Y. Jets	61,415	Herron	60	274	4.5	53	0	Johnson	10	188	18.8	32	0
10/12	L	10-27	at Cincinnati	55,856	Grogan	31	110	3.7	14	3	Burks	4	65	16.3	25	0
10/19	W	21-10	Baltimore	56,844	Calhoun	23	104	4.5	38t	1	Herron	2	75	37.5	40	0
10/26	W	24-16	San Francisco	60,691	Carter	22	95	4.3	19	0	Stingley	2	44	22.0	24	0
11/02	L	17-24	at St. Louis	47,263	McQuay	33	47	1.4	9	0	Calhoun	1	17	17.0	17	0
11/09	W	33-19	at San Diego	26,090	Stingley	6	39	6.5	21	0	Patriots	46	1520	23.0	99t	1
11/16	L	31-34	Dallas	61,279	Dressler	3	8	2.7	6	0	Opponents	66	1142	24.8	59t	0
11/23	L	31-45	at Buffalo	69,207	Plunkett	4	7	1.8	5	1						
12/01	L	7-20	at Miami	68,480	Vataha	1	4	4.0	4	0						
12/07	L	28-30	N.Y. Jets	57,539	Graff	2	2	1.0	2	0						
12/14	L	14-34	Buffalo	59,646	Anderson	1	1	1.0	1	0						
12/21	L	21-34	at Baltimore	50,801	Patriots	472	1845	3.9	66t	14						
					Opponents	555	2220	4.0	63t	20						

TEAM STATISTICS	PATS	OPP
TOTAL FIRST DOWNS	253	254
By Rushing	94	118
By Passing	133	120
By Penalty	26	16
Third Down: Md/Att.	82/195	90/216
Third Down: Eff.	42.1	41.7

TOTAL NET YARDS	PATS	OPP
4283	4464	
Avg. per Game	305.9	318.9
Total Offensive Plays	912	956
Avg. per Play	4.7	4.7

NET YARDS RUSHING	PATS	OPP
1845	2220	
Total Rushing Plays	472	555
Avg. per Rush	3.9	4.0
Avg. per Game	131.8	158.6

NET YARDS PASSING	PATS	OPP
2438	2244	
Avg. per Game	174.1	160.3
Sacked/Yards Lost	39/330	33/271
Gross Yards Passing	2768	2515
Att./Completions	401/193	368/213
Completion Pct.	48.1	57.9
Had Intercepted	28	13

PUNTS/AVERAGE	PATS	OPP
83/38.8	89/39.5	
PENALTIES/YARDS	89/719	103/759
FUMBLES/BALLS LOST	43/22	31/16
TOUCHDOWNS	33	42
Rushing	14	20
Passing	16	18
Returns	3	4

SCORE BY PERIODS	1	2	3	4	OT	TOTAL
Patriots	37	107	38	76	0	258
Opponents	67	77	110	104	0	358

SCORING	TD	Ru	Pa	Rt	PAT	FG	S	TP
Smith	0	0	0	0	33/33	9/17	0	60
Cunningham	8	6	2	0	0	0	0	48
Vataha	6	0	6	0	0	0	0	36
Francis	4	0	4	0	0	0	0	24
Johnson	4	3	1	0	0	0	0	24
Grogan	3	3	0	0	0	0	0	18
Calhoun	2	1	1	0	0	0	0	12
Stingley	2	0	2	0	0	0	0	12
Carter	1	0	0	1	0	0	0	6
Hamilton	1	0	0	1	0	0	0	6
Howard	1	0	0	1	0	0	0	6
Plunkett	1	1	0	0	0	0	0	6
Patriots	33	14	16	3	33/33	9/17	0	258
Opponents	42	20	18	4	37/42	23/35	0	358

RECEIVING	NO	YDS	AVG	LG	TD
Vataha	46	720	15.7	47	6
Francis	35	636	18.2	48	4
Cunningham	32	253	7.9	24	2
Johnson	26	294	11.3	29	1
Stingley	21	378	18.0	45	2
Burks	6	158	26.3	76	0
Windsor	6	57	9.5	12	0
Calhoun	5	111	22.2	62t	1
Herron	5	50	10.0	19	0
Wright	4	46	11.5	20	0
McQuay	4	27	6.8	16	0
Carter	2	39	19.5	26	0
Dressler	1	-1	-1.0	-1	0
Patriots	193	2768	14.3	76	16
Opponents	213	2515	11.8	77t	18

INTERCEPTIONS	NO	YDS	AVG	LG	TD
Bolton	5	33	6.6	15	0
Howard	3	52	17.3	44t	1
Nelson	2	8	4.0	4	0
Reilly	1	54	54.0	54	0
Sanders	1	18	18.0	18	0
Webster	1	0	0.0	0	0
Patriots	13	165	12.7	54	1
Opponents	28	388	13.9	58	1

PUNTING	NO	YDS	AVG	LG	BLK
Patrick	83	3223	38.8	62	0
Patriots	83	3223	38.8	62	0
Opponents	77	3042	39.5	65	1

PUNT RETURNS	NO	FC	YDS	AVG	LG	TD
Stingley	15	2	113	7.5	29	0
Herron	12	2	89	7.4	17	0
Johnson	6	4	60	10.0	15	0
Patriots	33	8	262	7.9	29	0
Opponents	42	12	513	12.2	69t	1

SACKS: McGee 9.0, Hamilton 6.0, Adams 4.0, Hanneman 4.0, Zabel 3.0, Hunt 2.0, Nelson 2.0, Cusik 1.0, King 1.0, Webster 1.0. Patriots 33.0, Opponents 39.0.

FIELD GOALS	1-19	20-29	30-39	40-49	50+
Smith	1/1	1/1	5/6	2/8	0/1
Patriots	1/1	1/1	5/6	2/8	0/1
Opponents	1/1	11/11	6/10	5/13	0/0

SMITH: (46N,46N) (40N) () (35G) (52N) (44G,41B) (32G) (38G,19G,35G,46G) (29G) (42B,34G) (43N) (33B) () ().

OPPONENTS: (36N) (26G,26G,33G) (46N,47G) (29G,21G) (34G) (47N,28G) (44B,21G) (41G,49N,30G,25G,37G) (43G,26G) (28G,43N) (25G,39G) (42G,27G,40B,44G,46B,38N) (31N) (19G,44N,37N,31G).

STARTERS:
OFFENSE: WR Randy Vataha (14); LT Leon Gray (14); LG John Hannah (14); C Bill Lenkaitis (11), Doug Dumler (3); RG Sam Adams (13), Bill DuLac (1); RT Shelby Jordan (14); TE Russ Francis (1), Bob Windsor (3); WR Darryl Stingley (14); QB Steve Grogan (7), Jim Plunkett (5), Neil Graff (2); RB Andy Johnson (9), Mack Herron (5); FB Sam Cunningham (13), Don Calhoun (1).

DEFENSE: LE Tony McGee (10), Mel Lunsford (4); LT/NT Ray Hamilton (14); RE/RT Julius Adams (8), Marlin Imhof (3), Craig Hanneman (2), Sam Hunt (1); LOLB/RE George Webster (9), Steve Zabel (2), C. Hanneman (1), Steve King (1), Kevin Reilly (1); LILB/LLB Steve Nelson (13), G. Webster (1); RILB/MLB S. Hunt (12), Bob Geddes (1), S. Nelson (1); ROLB/RLB S. King (7), S. Zabel (7); LCB Bob Howard (14), RCB Ron Bolton (13), Jim Massey (1); SS Prentice McCray (14); FS John Sanders (14).

1975 Coaching Staff: Hank Bullough, Defensive Line, Rollie Dotsch, Outside Linebackers, Ron Erhardt, Offensive Backfield, Red Miller, Offensive Line, Ray Perkins, Receivers, John Polonchek, QB/Special Asst. to Head Coach, Charlie Sumner, Linebackers/Secondary, Jim Valek, Special Teams, Larry Weaver, Defensive Backfield.

Pro Bowl (0)

PASSING	ATT	CMP	YARDS	CMP%	YDS/ATT	TD	TD%	INT	INT%	LG	SK/YDS	RATING
Grogan	274	139	1976	50.7	7.21	11	4.0	18	6.6	62t	22/207	60.4
Plunkett	92	36	571	39.1	6.21	3	3.3	7	7.6	76	13/89	39.7
Graff	35	18	221	51.4	6.31	2	5.7	3	8.6	31t	4/34	54.6
Patriots	401	193	2768	48.1	6.90	16	4.0	28	7.0	76	39/330	55.2
Opponents	368	213	2515	57.9	6.83	18	4.9	13	3.5	77t	33/271	80.4

1976 FINAL STATISTICS (11-3)

HEAD COACH: CHUCK FAIRBANKS • SECOND IN AFC EAST (WILD CARD PLAYOFF QUALIFIER) • HOME STADIUM: SCHAEFER STADIUM

Date	W/L	Score	Opp.	Att.	SCORING	TD	Ru	Pa	Rt	PAT	FG	S	TP	PUNT RETURNS	NO	FC	YDS	AVG	LG	TD
9/12	L	13-27	Baltimore	43,637	Smith	0	0	0	0	42/46	15/25	0	87	Haynes	45	0	608	13.5	89t	2
9/19	W	30-14	Miami	46,227	Grogan	13	12	0	1			0	78	Beaudoin	2	0	18	9.0	11	0
9/26	W	30-27	at Pittsburgh	50,350	Johnson	10	6	4	0			0	60	Stingley	1	0	2	2.0	2	0
10/03	W	48-17	Oakland	61,279	Stingley	4	0	4	0			0	24	Patriots	48	0	628	13.1	89t	2
10/10	L	10-30	at Detroit	63,711	Cunningham	3	3	0	0			0	18	Opponents	37	7	288	7.8	32	0
10/18	W	41-7	N.Y. Jets	51,236	Francis	3	0	3	0			0	18							
10/24	W	26-22	at Buffalo	50,383	Chandler	3	0	3	0			0	18							
10/31	L	3-10	at Miami	57,984	Forte	2	1	1	0			0	12							
11/07	W	20-10	Buffalo	61,279	Haynes	2	0	0	2			0	12							
11/14	W	21-14	at Baltimore	60,020	McCray	2	0	0	2			0	12							
11/21	W	38-24	at N.Y. Jets	58,509	Calhoun	1	1	0	0			0	6							
11/28	W	38-14	Denver	61,279	Phillips	1	1	0	0			0	6							
12/05	W	27-6	New Orleans	54,057	Briscoe	1	0	1	0			0	6							
12/12	W	31-14	at Tampa Bay	46,475	Brock	1	0	1	0			0	6							
AFC PLAYOFFS																				
12/18	L	21-24	at Oakland	54,037	Vataha	1	0	1	0			0	6							
					Hunt	1	0	0	1			0	6							
					Zabel	0	0	0	0	1/1	0/0	0	1							
					Team	0	0	0	0	0/1	0/0	0	0							

TEAM STATISTICS	PATS	OPP
TOTAL FIRST DOWNS	260	258
By Rushing	150	102
By Passing	95	134
By Penalty	15	22
Third Down: Md/Att.	76/192	90/209
Third Down: Eff.	39.6	43.0
TOTAL NET YARDS	4694	4022
Avg. per game	335.3	287.3
Total Offensive Plays	918	947
Avg. per Play	5.1	4.2
NET YARDS RUSHING	2948	1847
Total Rushing Plays	591	462
Avg. per Rush	5.0	4.0
Avg. per Game	210.6	131.9
NET YARDS PASSING	1746	2175
Avg. per Game	124.7	155.4
Sacked/Yards Lost	19/164	47/429
Gross Yards Passing	1910	2604
Att./Completions	309/146	437/229
Completion Pct.	47.6	52.4
Had Intercepted	20	23
PUNTS/AVERAGE	67/40.1	75/38.8
PENALTIES/YARDS	102/914	88/764
FUMBLE/BALLS LOST	28/16	37/27
TOUCHDOWNS	48	29
Rushing	24	12
Passing	18	16
Returns	6	1

SCORE BY PERIODS	1	2	3	4	OT	TOTAL
Patriots	54	133	97	92	0	376
Opponents	40	91	30	75	0	236

SACKS: McGee 9.5, Barnes 8.0, Hamilton 6.5, Bishop 6.0, Adams 5.0, Zabel 4.0, Lunsford 2.5, Tipton 2.0, King 1.5, Nelson 1.0. Patriots 47.0, Opponents 19.0.

RUSHING	NO	YDS	AVG	LG	TD
Cunningham	172	824	4.8	24	3
Calhoun	129	721	5.6	54	1
Johnson	169	699	4.1	69t	6
Grogan	60	397	6.6	41t	12
Phillips	24	164	6.8	46	1
Forte	25	100	4.0	26	1
Stingley	8	45	5.6	27	0
Francis	2	12	6.0	8	0
Burks	1	2	2.0	2	0
Patrick	1	-16	-16.0	-16	0
Patriots	591	2948	5.0	69t	24
Opponents	462	1847	4.0	46	12

RECEIVING	NO	YDS	AVG	LG	TD
Johnson	29	343	11.8	53	4
Cunningham	27	299	11.1	41	0
Francis	26	367	14.1	48	3
Stingley	17	370	21.8	58t	4
Calhoun	12	56	4.7	12	0
Vataha	11	192	17.5	44	1
Calhoun	10	136	13.6	21	1
Chandler	5	49	9.8	29	3
Forte	3	9	3.0	6t	1
Burks	2	27	13.5	17	0
Feacher	2	38	19.0	21	0
Phillips	1	18	18.0	18	0
Brock	1	6	6.0	6t	1
Patriots	146	1910	13.1	58t	18
Opponents	229	2604	11.4	55	16

INTERCEPTIONS	NO	YDS	AVG	LG	TD
Haynes	8	90	11.3	28	0
McCray	5	182	36.4	63t	2
Fox	3	67	22.3	29	0
Howard	3	28	9.3	15	0
Hunt	2	106	53.0	68t	1
Nelson	2	32	16.0	34	0
Patriots	23	505	22.0	68t	3
Opponents	20	380	19.0	76	0

PUNTING	NO	YDS	AVG	LG	TB	INT
Patrick	67	2688	40.1	52	12	12
Patriots	67	2688	40.1	52	12	12
Opponents	75	2909	38.8	57	8	7

FIELD GOALS	1-19	20-29	30-39	40-49	50+
Smith	0/1	4/4	4/6	7/14	0/0
Patriots	0/1	4/4	4/6	7/14	0/0
Opponents	1/1	2/2	4/5	4/8	1/1

Smith: (316, 276, 398) (42N, 226, 47N) (42G, 40G, 26G, 37N) () (41G) () (44G, 32G) (43G) (46G, 33G) (48N, 44N) (28G) (44N, 19N, 49G, 41N) (43N) (30G).

OPPONENTS: (28G, 32G) () (32G, 41G, 48N) (44G) (44N, 36G) () (46G, 34N) (47G) (31G) (40N) (19G) () (50G, 47N, 29G) (1).

STARTERS:

OFFENSE: WR Randy Vataha (8), Darriyl Stingley (4), Marlin Briscoe (2); LT Leon Gray (14); LG John Hannah (14); C Bill Lenkarts (14); RG Sam Adams (14); RT Bob McKay (14); TE Russ Francis (12), Al Chandler (2); WR D. Stingley (9), M. Briscoe (3), Steve Burks (1), A. Chandler (1); QB Steve Grogan (14); RB Andy Johnson (12), Sam Cunningham (1), Ike Forte (1); FB S. Cunningham (10), Don Calhoun (3), A. Johnson (1).

DEFENSE: LE Tony McGee (13), Mel Lunsford (1); NT Ray Hamilton (14); RE Julius Adams (14); LOLB Steve Zabel (14); LILB Steve Nelson (11), Sam Hunt (2), Donnie Thomas (1); RILB S. Hunt (9), George Webster (3), Jim Romaniszyn (2); ROLB Pete Barnes (7), Steve King (7); LCB Bob Howard (14); RCB Mike Haynes (14); SS Prentice McCray (14); FS Tim Fox (13), Dick Conn (1).

1976 Coaching Staff: Hank Bullough, Defensive Line, Rollie Dotsch, Outside Linebackers, Ron Erhardt, Offensive Backfield, Red Miller, Offensive Line, Ray Perkins, Receivers, John Polonchek, QBs/Special Asst. to Head Coach, Charlie Sumner, Linebackers/Secondary, Larry Weaver, Defensive Backfield, Tom Yewcic, Offensive Backfield/Special Teams.

Pro Bowl (4): TE Russ Francis (1), T Leon Gray (1), G John Hannah (1), CB Mike Haynes (1).

RESULTS

PASSING	ATT	CMP	YARDS	CMP%	YDS/ATT	TD	TD%	INT	INT%	LG	SK/YDS	RATING
Grogan	302	145	1903	48.0	6.30	18	6.0	20	6.6	58t	18/155	60.6
Owen	5	1	7	20.0	1.40	0	0.0	0	0.0	7	0/0	39.6
Johnson	2	0	0	0.0	0.0	0	0.0	0	0.0	0	0/0	39.6
Briscoe	0	0	0	0.0	0.0	0	0.0	0	0.0	0	1/9	-
Patriots	309	146	1910	47.2	6.25	18	5.8	20	6.5	58t	19/164	59.7
Opponents	437	229	2604	52.4	5.96	16	3.7	23	5.3	55	47/429	60.9

1977 FINAL STATISTICS (9-5)

HEAD COACH: CHUCK FAIRBANKS • THIRD IN AFC EAST • HOME STADIUM: SCHAEFER STADIUM

Date	W/L	Score	Opp.	Att.	RUSHING	NO	YDS	AVG	LG	TD	KICK RETURNS	NO	YDS	AVG	LG	TD
9/18	W	21-17	Kansas City	58,288	Cunningham	270	1015	3.8	31t	4	Clayborn	28	869	31.0	10t	3
9/26	L	27-30	at Cleveland OT	77,910	Calhoun	198	727	3.7	25	4	Phillips	6	93	15.5	22	0
10/02	L	27-30	at N.Y. Jets	49,801	Grogan	61	324	5.3	41	1	Beaudoin	4	73	18.3	30	0
10/09	W	31-0	Seattle	54,363	Forte	62	157	2.5	16	2	McKay	1	16	16.0	16	0
10/16	W	24-20	at San Diego	51,143	Phillips	5	27	5.4	13	1	Patriots	39	1051	26.9	10t	3
10/23	W	17-3	Baltimore	61,279	Stingley	3	33	11.0	34t	1	Opponents	52	1086	20.9	73	0
10/30	W	24-13	N.Y. Jets	61,279	Ivory	3	10	3.3	9	0						
11/06	L	14-24	Buffalo	61,279	Morgan	1	10	10.0	10	0						
11/13	L	5-17	at Miami	67,907	Patriots	603	2303	3.8	41	13						
11/20	W	20-7	at Buffalo	31,157	Opponents	452	1605	3.6	66	8						
11/27	W	14-6	Philadelphia	58,192												
12/04	W	16-10	at Atlanta	60,738	RECEIVING	NO	YDS	AVG	LG	TD						
12/11	W	14-10	Miami	61,279	Cunningham	42	370	8.8	35	1						
12/18	L	24-30	at Baltimore	60,763	Stingley	39	657	16.8	68	5						

TEAM STATISTICS	PATS	OPP
TOTAL FIRST DOWNS	247	215
By Rushing	132	86
By Passing	101	111
By Penalty	14	18
Third Down: Mid/Att.	98/199	74/196
Third Down: Eff.	49.0	38.0
TOTAL NET YARDS	4310	3638
Avg. per Game	307.9	259.9
Total Offensive Plays	922	866
Avg. per Play	4.7	4.7
NET YARDS RUSHING	2303	1605
Total Rushing Plays	603	452
Avg. per Rush	3.8	3.6
Avg. per Game	164.5	114.6
NET YARDS PASSING	2007	2033
Avg. per Game	143.4	145.2
Sacked/Yards Lost	14/155	58/471
Gross Yards Passing	2162	2504
Att./Completions	305/160	356/188
Completion Pct.	52.5	52.8
Had Intercepted	21	19
PUNTS/AVERAGE	68/34.6	78/39.1
PENALTIES/YARDS	112/931	71/610
FUMBLES/BALLS LOST	28/15	20/10
TOUCHDOWNS	33	26
Rushing	13	8
Passing	17	16
Returns	3	2

SCORE BY PERIODS	1	2	3	4	OT	TOTAL
Patriots	79	65	74	60	0	278
Opponents	58	23	61	72	3	217

SCORING	TD	Ru	Pa	Rt	PAT	FG	S	TP
Smith	0	0	0	0	33/33	15/21	0	78
Stingley	6	1	5	0	0	0	0	36
Cunningham	5	4	1	0	0	0	0	30
Calhoun	4	4	0	0	0	0	0	24
Francis	4	0	4	0	0	0	0	24
Hasselbeck	4	0	4	0	0	0	0	24
Clayborn	3	0	3	0	0	0	0	20
Morgan	3	0	3	0	0	0	0	18
Forte	2	2	0	0	0	0	0	12
Grogan	1	1	0	0	0	0	0	6
Phillips	1	1	0	0	0	0	0	6
Patriots	33	13	17	3	33/33	15/21	1	278
Opponents	26	8	16	2	22/26	13/21	0	217

RECEIVING	NO	YDS	AVG	LG	TD
Cunningham	42	370	8.8	35	1
Stingley	39	657	16.8	68	5
Morgan	21	443	21.1	64t	3
Francis	16	229	14.3	31t	4
Calhoun	13	152	11.7	47	0
Hasselbeck	9	76	8.4	21	4
Forte	8	88	11.0	22	0
Chandler	7	68	9.7	16	0
Burks	5	79	15.8	22	0
Patriots	160	2162	13.5	68	17
Opponents	188	2504	13.3	78	16

INTERCEPTIONS	NO	YDS	AVG	LG	TD
Haynes	5	54	10.8	22	0
McCray	4	61	15.2	48	0
Howard	4	10	2.2	6	0
Fox	3	39	13.0	27	0
Hunt	2	17	8.5	10	0
Barnes	1	13	13.0	13	0
Patriots	19	194	10.2	48	0
Opponents	21	279	13.3	45	2

PUNTING	NO	YDS	AVG	LG	TB	IN20	BLK
Patrick	68	2354	34.6	64	6	13	3
Patriots	68	2354	34.6	64	6	13	3
Opponents	78	3048	39.1	65	9	10	0

PUNT RETURNS	NO	FC	YDS	AVG	LG	TD
Morgan	16	2	220	13.8	53	0
Haynes	24	2	200	8.3	46	0
Forte	2	1	9	4.5	6	0
Beaudoin	1	0	0	0.0	0	0
Westbrook	0	1	0	0.0	0	0
Patriots	43	6	429	10.0	53	0
Opponents	33	6	270	8.2	23	0

SACKS: McGee 12.0, Hamilton 10.0, Adams 9.5, Shoate 6.0, Barnes 5.0, Nelson 5.0, Boyd 2.5, Fox 2.0, Lunsford 1.5, Bishop 1.0, Clayborn 1.0, Hunt 1.0, King 1.0, Zabel 0.5. Patriots 58.0, Opponents 14.0

FIELD GOALS	1-9	20-29	30-39	40-49	50+
Smith	1/1	4/5	9/11	1/4	0/0
Patriots	1/1	4/5	9/11	1/4	0/0
Opponents	0/1	5/5	7/11	1/4	0/0

Smith: () (35G,28G) (44G,24G) (36G,26WR) (28G) (18G) (30G) () (37N,35G) (33G,25E,44N) () (47S,36G,32G,29G,35B) (47B) (30G).

OPPONENTS: (22G) (37G,37G,35G,44WR,39B) (38B,37G) () (40G) (36G,40WL,21G) (30G) (33G) (1) (19B,33WL) (25G) (28G) (38WL,28G,45WL).

STARTERS:
OFFENSE: WR Stanley Morgan (14); LT Leon Gray (11), Shelby Jordan (3); LG John Hannah (11), Pete Brock (3); C Bill Lenkaitis (14); RG Sam Adams (13), P. Brock (1); RT Tom Neville (13), Bob McKay (3); TE Russ Francis (10), Al Chandler (3), Don Hasselbeck (1); WR Darryl Stingley (14); QB Steve Grogan (14); RB Don Calhoun (14); FB Sam Cunningham (14).

DEFENSE: LE Mel Lunsford (13), Tony McGee (1); NT Ray Hamilton (14); RE Julius Adams (14); LOLB Steve Zabel (10), Steve King (4); LILB Steve Nelson (13), Ray Costick (1); RILB Sam Hunt (13), R. Costick (1); ROLB Pete Barnes (11), Rod Shoate (3); LCB Bob Howard (12), Raymond Clayborn (2); RCB Mike Haynes (14); SS Prentice McCray (14); FS Tim Fox (14).

1977 Coaching Staff: Hank Bullough, Defensive Line, Ron Erhardt, Offensive Backfield, Leon McLaughlin, Offensive Line, Ray Perkins, Receivers, John Polonchek, QBs/Special Asst. to Head Coach, Charlie Sumner, Linebackers/Secondary, Dick Walker, Defensive Backers, Tom Yewcic, Offensive Backfield/Special Teams.

Pro Bowl (2): TE Russ Francis (2), CB Mike Haynes (2).

PASSING	ATT	CMP	YARDS	CMP%	YDS/ATT	TD	TD%	INT	INT%	LG	SK/YDS	RATING
Grogan	305	160	2162	52.5	7.09	17	5.6	21	6.9	68	14/155	65.2
Patriots	305	160	2162	52.5	7.09	17	5.6	21	6.9	68	14/155	65.2
Opponents	356	188	2504	52.8	7.03	16	4.5	19	5.3	78	58/471	68.1

1978 FINAL STATISTICS (11-5)

HEAD COACH: CHUCK FAIRBANKS (11-4), RON ERHARDT & HANK BULLOUGH CO-HEAD COACHES (0-1) • AFC EAST CHAMPIONS • HOME STADIUM: SCHAEFER STADIUM

Date	W/L	Score	Opp.	Att.
9/03	L	14-16	Washington	55,063
9/10	W	16-6	at St. Louis	49,555
9/18	L	27-34	Baltimore	57,503
9/24	W	21-14	at Oakland	53,500
10/01	W	28-23	San Diego	61,297
10/08	W	24-14	Philadelphia	61,297
10/15	W	10-3	at Cincinnati	56,257
10/22	W	33-24	Miami	61,297
10/29	W	55-21	N.Y. Jets	61,297
11/05	W	14-10	at Buffalo	46,101
11/12	L	23-26	Houston	61,297
11/19	W	19-17	at N.Y. Jets	60,372
11/26	W	35-14	at Baltimore	49,404
12/03	L	10-17	at Dallas	65,045
12/10	W	26-24	Buffalo	59,927
12/18	L	3-23	at Miami	75,445

AFC PLAYOFFS

12/31	L	14-31	Houston	61,297
-------	---	-------	---------	--------

TEAM STATISTICS

	PATS	OPP
TOTAL FIRST DOWNS	322	258
By Rushing	181	100
By Passing	125	143
By Penalty	16	15
Third Down: Mid/Att.	92/203	96/220
Third Down: Eff.	45.3	43.6
TOTAL NET YARDS	5965	4615
Avg. per Game	372.8	288.4
Total Offensive Plays	1085	971
Avg. per Play	5.5	4.8
NET YARDS RUSHING	3165	1852
Total Rushing Plays	671	511
Avg. per Rush	4.7	3.6
Avg. per Game	197.8	115.8
NET YARDS PASSING	2800	2763
Avg. per Game	175.0	172.7
Sacked/Yards Lost	24/206	35/296
Gross Yards Passing	3006	3059
Att./Completions	390/196	425/235
Completion Pct.	50.3	55.3
Had Intercepted	25	22
PUNTS/AVERAGE	61/35.0	78/39.5
PENALTIES/YARDS	92/852	81/683
FUMBLES/BALLS LOST	35/21	34/21
TOUCHDOWNS	46	38
Rushing	30	14
Passing	15	21
Returns	1	3

SCORE BY PERIODS	1	2	3	4	OT	TOTAL
Patriots	77	122	63	96	0	358
Opponents	55	60	71	97	0	286

SCORING	TD	Ru	Pa	Rt	PAT	FG	S	TP
Ivory	11	11	0	0	0	0	0	66
Posey	0	0	0	29/31	11/22	0	0	62
Cunningham	8	8	0	0	0	0	0	48
Jackson	6	0	6	0	0	0	0	36
Grogan	5	5	0	0	0	0	0	30
Morgan	5	0	5	0	0	0	0	30
Francis	4	0	4	0	0	0	0	24
Johnson	3	3	0	0	0	0	0	18
McAlister	2	2	0	0	0	0	0	12
Smith	0	0	0	6/7	1/1	0	0	9
Lowery	0	0	0	7/7	0/1	0	0	7
Calhoun	1	1	0	0	0	0	0	6
Haynes	1	0	1	0	0	0	0	6
Bishop	0	0	0	0	0	1	2	6
Fox	0	0	0	0	0	1	2	6
Wilson	0	0	0	0/1	0/0	0	0	0
Patriots	46	30	15	142/46	12/24	2/358	0	286
Opponents	38	14	21	31/38	9/19	0/286	0	286

RUSHING	NO	YDS	AVG	LG	TD
Cunningham	199	768	3.9	52t	8
Ivory	141	693	4.9	28	11
Johnson	147	675	4.6	52	3
Grogan	81	539	6.7	31	5
Calhoun	76	391	5.1	73	1
McAlister	19	77	4.1	16	2
Morgan	2	11	5.5	6	0
Jackson	1	7	7.0	7	0
Tatupu	3	6	2.0	3	0
Wilson	1	0	0.0	0	0
Westbrook	1	-2	-2.0	-2	0
Patriots	671	3165	4.7	73	30
Opponents	511	1852	3.6	32	14

RECEIVING	NO	YDS	AVG	LG	TD
Francis	39	543	13.9	53	4
Jackson	37	743	20.1	57	6
Morgan	34	820	24.1	75t	5
Cunningham	31	297	9.6	31	0
Jonsson	26	267	10.3	31	0
Ivory	14	122	8.7	18	0
Hasselbeck	7	107	15.3	24	0
Westbrook	3	38	12.7	19	0
Calhoun	3	29	9.7	15	0
Pennywell	1	28	28.0	28	0
McAlister	1	12	12.0	12	0
Patriots	196	3006	15.3	75t	15
Opponents	235	3059	13.0	67t	21

INTERCEPTIONS	NO	YDS	AVG	LG	TD
Haynes	6	123	20.5	50	1
Nelson	5	104	20.8	37	0
Clayborn	4	72	18.0	44	0
Beaudoin	3	25	8.3	13	0
Fox	2	10	5.0	10	0
Conn	1	24	24.0	24	0
Zabel	1	0	0.0	0	0
Patriots	22	358	16.3	50	1
Opponents	25	252	10.1	49	1

PUNTING	NO	YDS	AVG	LG	TB	IN20	BLK
Wilson	54	1921	35.6	57	4	14	0
Patrick	7	216	30.9	47	0	2	0
Patriots	61	2137	35.0	57	4	16	0
Opponents	78	3081	39.5	63	8	17	0

PUNT RETURNS	NO	FC	YDS	AVG	LG	TD
Morgan	32	4	335	10.5	48	0
Haynes	14	2	183	13.1	35	0
Conn	1	2	2	2.0	2	0
Patriots	47	8	520	11.1	48	0
Opponents	29	10	272	9.4	30	0

KICK RETURNS	NO	YDS	AVG	LG	TD
Clayborn	27	636	23.6	60	0
McAlister	10	186	18.6	32	0
Westbrook	7	125	17.9	33	0
Ivory	7	165	23.6	33	0
Morgan	1	17	17.0	17	0
Wheeler	1	0	0.0	0	0
Conn	1	26	26.0	26	0
Tatupu	1	17	17.0	17	0
Patriots	55	1172	21.3	60	0
Opponents	69	1576	22.8	90t	1

SACKS: McGee 11.5, Bishop 7.0, Hamilton 5, Shoate 5, Lunsford 3.5, Costick 1, Hawkins 1, Nelson 1. Patriots 35.0, Opponents 24.0.

FIELD GOALS	1-19	20-29	30-39	40-49	50+
Smith	0/0	1/1	0/0	0/0	0/0
Lowery	0/0	0/0	0/0	0/1	0/0
Posey	1/1	3/4	5/11	2/6	0/0
Patriots	1/1	4/5	5/11	2/7	0/0
Opponents	0/0	5/6	1/5	2/5	1/3

Smith: () (24G) ().
Lowery: () (45WL).
Posey: (42G,36WL) (19G) (29G,37WR) () (48N) (32G,34G,37G,38WL,25WL) (48N,47G,24G) (31S) (46B,30G,36B,39N) (42S,21G) (35G).

OPPONENTS: (26G,54WR) () () (35WL,47WL) (38WL,41G) () (25WR,44WL,52G,51WR) (29G,45WL) () (21G) () (45G,33N) (31WL) (26G) (26G) (30G).

STARTERS:
OFFENSE: WR Stanley Morgan (16); LT Leon Gray (16); LG John Hannah (16); C Bill Lenkaitis (16); RG Sam Adams (16); RT Shelby Jordan (16); TE Russ Francis (15), Don Hasselbeck (1); WR Harold Jackson (13); QB Steve Grogan (16); RB Andy Johnson (13), Horace Ivory (3); FB Sam Cunningham (14), Don Calhoun (2); 2nd TE D. Hasselbeck (3).

DEFENSE: LE Mel Lunsford (15), Tony McGee (1); NT Ray Hamilton (16); RE Richard Bishop (15), Julius Adams (1); LOLB Steve Zabel (11), Steve King (5); LILB Steve Nelson (15), Ray Costick (1); RILB Sam Hunt (15), R. Costick (1); ROLB Rod Shoate (15); R. Costick (1); LCB Ray Clayborn (16); RCB Michael Haynes (16); SS Doug Beaudoin (13), Tim Fox (2), Prentice McCray (1); FS T. Fox (14), P. McCray (2).

1978 Coaching Staff: Raymond Berry, Receivers, Hank Bullough, Defensive Line, Ron Erhardt, Offensive Backfield, John Polonchek, OLB/Special Asst. to Head Coach, Jim Ringo, Offensive Line, Fritz Shurmur, Defensive Line, Charlie Sumner, Linebackers/Secondary, Tom Yewick, Offensive Backfield/Special Teams.

Pro Bowl (4): FB Sam Cunningham (1), TE Russ Francis (3), T Leon Gray (2), G John Hannah (2), CB Mike Haynes (3).

PASSING	ATT	CMP	YARDS	CMP%	YDS/ATT	TD	TD%	INT	INT%	LG	SK/YDS	RATING
Grogan	362	181	2824	50.0	7.80	15	4.1	23	6.4	75t	21/184	63.6
Owen	26	15	182	57.7	7.00	0	0.0	2	7.7	23	3/22	47.3
Johnson	2	0	0	0.0	0.00	0	0.0	0	0.0	0	0/0	39.6
Patriots	390	196	3006	50.3	7.71	15	3.8	25	6.4	75t	24/206	62.2
Opponents	425	235	3059	55.3	7.19	21	4.9	22	5.1	67t	35/296	73.1

1979 FINAL STATISTICS (9-7)

HEAD COACH: RON ERHARDT • SECOND IN AFC EAST • HOME STADIUM: SCHAEFER STADIUM

Date	W/L	Score	Opp.	Att.	RUSHING	NO	YDS	AVG	LG	TD	KICK RETURNS	NO	YDS	AVG	LG	TD
9/03	L	13-16	Pittsburgh OT	60,798	Cunningham	159	563	3.5	27	5	Clark	37	816	22.1	38	0
9/09	W	56-3	N.Y. Jets	53,113	Ivory	143	522	3.7	52	1	Sanford	10	179	17.9	23	0
9/16	W	20-14	at Cincinnati	41,805	Calhoun	137	456	3.3	29	5	Westbrook	11	151	13.7	30	0
9/23	W	27-21	San Diego	60,916	Grogan	64	368	5.8	26	2	Clayborn	2	33	16.5	20	0
10/01	L	14-27	at Green Bay	52,842	Johnson	43	132	3.1	15	1	Tatupu	3	15	5.0	12	0
10/07	W	24-7	Detroit	60,629	Clark	19	84	4.4	19	2	Washington	1	18	18.0	18	0
10/14	W	27-7	at Chicago	54,128	Tatupu	23	71	3.1	12	0	Ivory	1	15	15.0	15	0
10/21	W	28-13	Miami	61,096	Morgan	7	39	5.6	17	0	Morgan	1	12	12.0	12	0
10/28	L	26-31	at Baltimore	41,029	Jackson	3	12	4.0	12	0	Patriots	66	1239	18.8	38	0
11/04	W	26-6	at Buffalo	67,935	Westbrook	2	8	4.0	4	0	Opponents	80	1621	20.3	45	0
11/11	L	10-45	at Denver	74,379	Owen	2	-1	-0.5	0	0						
11/18	W	50-21	Baltimore	60,879	Cavanaugh	1	-2	-2.0	-2	0						
11/25	L	13-16	Buffalo OT	60,991	Patriots	603	2252	3.7	52	16						
11/29	L	24-39	at Miami	69,174	Opponents	495	1770	3.6	39	22						
12/09	L	26-27	N.Y. Jets	60,372												
12/16	W	27-23	Minnesota	54,719												

TEAM STATISTICS

TEAM STATISTICS	PATS	OPP
TOTAL FIRST DOWNS	318	283
By Rushing	132	118
By Passing	159	139
By Penalty	27	26
Third Down: Md/Att.	113/254	85/225
Third Down: Eff.	44.4	37.7
TOTAL NET YARDS	5470	4323
Avg. per Game	341.9	270.2
Total Offensive Plays	1127	1019
Avg. per Play	4.8	4.3
NET YARDS RUSHING	2252	1770
Total Rushing Plays	603	495
Avg. per Rush	3.7	3.6
Avg. per Game	140.8	110.6
NET YARDS PASSING	3218	2553
Avg. per Game	201.1	159.6
Sacked/Yards Lost	49/382	57/512
Gross Yards Passing	3600	3065
Att./Completions	475/237	467/246
Completion Pct.	49.9	52.7
Had Intercepted	23	20
PUNTS/AVERAGE	84/38.7	94/38.7
PENALTIES/YARDS	99/864	103/917
FUMBLES/BALLS LOST	28/15	35/22
TOUCHDOWNS	49	39
Rushing	16	22
Passing	30	13
Returns	3	4

SCORE BY PERIODS	1	2	3	4	OT	TOTAL
Patriots	85	137	60	129	0	411
Opponents	87	93	71	69	6	326

SCORING	TD	Ru	Pa	Rt	PAT	FG	S	TP
Smith	0	0	0	0	46/49	23/33	0	115
Morgan	13	0	12	1	0	0	0	78
Jackson	7	0	7	0	0	0	0	42
Calhoun	6	5	1	0	0	0	0	36
Francis	5	0	5	0	0	0	0	30
Cunningham	5	5	0	0	0	0	0	30
Ivory	3	1	2	0	0	0	0	18
Clark	2	2	0	0	0	0	0	12
Grogan	2	2	0	0	0	0	0	12
Hawkins	1	0	0	1	0	0	0	6
Sanford	1	0	0	1	0	0	0	6
Westbrook	1	0	1	0	0	0	0	6
Penneywell	1	0	1	0	0	0	0	6
Johnson	1	1	0	0	0	0	0	6
Jarvis	1	0	1	0	0	0	0	6
Patriots	49	16	30	4	46/49	23/33	1	411
Opponents	39	22	13	4	36/39	18/26	1	326

PASSING	ATT	CMP	YARDS	CMP%	YDS/ATT	TD	TD%	INT	INT%	LG	SK/YDS	RATING
Grogan	423	206	3286	48.7	7.77	28	6.6	20	4.7	63t	45/341	77.4
Owen	47	27	248	57.4	5.28	2	4.3	3	6.4	32	4/41	59.5
Westbrook	2	2	52	100.0	26.0	0	0.0	0	0.0	28	0/0	118.8
Cavanaugh	1	1	10	100.0	10.0	0	0.0	0	0.0	10	0/0	108.3
Hare	1	1	4	100.0	4.0	0	0.0	0	0.0	4	0/0	83.3
Jackson	1	0	0	0.0	0.0	0	0.0	0	0.0	0/0	0/0	39.6
Patriots	475	237	3600	49.9	7.58	30	6.3	23	4.8	63t	49/382	76.1
Opponents	467	246	3065	52.7	6.56	13	2.8	20	4.3	82	57/512	64.8

RECEIVING	NO	YDS	AVG	LG	TD
Jackson	45	1013	22.5	59	7
Morgan	44	1002	22.8	63t	12
Francis	39	557	14.3	44	5
Cunningham	29	236	8.1	20	0
Ivory	23	216	9.4	24	2
Calhoun	15	66	4.4	14	1
Hasselbeck	13	158	12.2	41	0
Westbrook	9	173	19.2	38	1
Johnson	9	68	7.6	11	0
Penneywell	4	35	8.8	13t	1
Clark	2	35	17.5	20	0
Javis	2	30	15.0	15t	1
Tatupu	2	9	4.5	5	0
Chandler	1	2	2.0	2	0
Patriots	237	3600	15.2	63t	30
Opponents	246	3065	12.5	82	13

INTERCEPTIONS	NO	YDS	AVG	LG	TD
Clayborn	5	56	11.2	27	0
Haynes	3	66	22.0	33	0
McCray	3	48	16.0	26	0
Fox	2	38	19.0	25	0
Hawkins	2	35	17.5	35t	1
Sanford	1	39	39.0	12	0
Beaudoin	1	30	30.0	30	0
Costick	1	22	22.0	22	0
Nelson	1	18	18.0	18	0
Shoate	1	0	0.0	0	0
Patriots	20	352	17.6	35t	1
Opponents	23	417	18.1	56	0

PUNTING	NO	YDS	AVG	LG	TB	IN20	BLK
Hare	83	3038	36.6	58	11	20	1
Patriots	84	3038	36.2	58	11	20	1
Opponents	94	3641	38.7	63	9	11	1

PUNT RETURNS	NO	FC	YDS	AVG	LG	TD
Morgan	29	21	289	10.0	80t	1
Haynes	5	1	16	3.2	5	0
Westbrook	2	0	5	2.5	5	0
Sanford	1	0	1	1.0	1	0
Patriots	37	22	311	8.4	80t	1
Opponents	28	17	317	11.3	75t	1

SACKS: McGee 10.5, Bishop 8.5, Lunsford 8.0, Hamilton 7.0, Hawkins 7.0, Adams 6.0, Shoate 4.0, Costick 2.0, Nelson 2.0, Clayborn 1.0, Fox 1.0. Patriots 57.0, Opponents 49.0.

FIELD GOALS	1-19	20-29	30-39	40-49	50+
Smith	0/0	6/6	11/13	6/14	0/0
Patriots	0/0	6/6	11/13	6/14	0/0
Opponents	0/0	7/7	5/7	5/11	1/1

Smith: (316,326) () (37N,47R,39G,39G) (316,316) (42N) (44N,48N,29G) (21G,29G) (48N) (42G,39G) (48N,49R,33G,37G) (42G) (24G,29G,42G) (47G,40N,32G) (27G) (47G,34N) (42G,30G).

OPPONENTS: (43N,41G) (30G) (37N) (48N) () (26G) () (53G,40G) (37G,44G) (39G,40G,37N,49N,40N) (49G) () (29G,26G,29G) (31G,33G,27G) (39G,25G) (24G,43S).

STARTERS:
OFFENSE: WR Stanley Morgan (16); LT Dwight Wheeler (10), Pete Brock (6); LG John Hannah (16); C Bill Lenkaitis (16); RG Sam Adams (13), Bob Cryder (2), P Brock (1); RT Shelby Jordan (12), Garry Puetz (4); TE Russ Francis (13), Don Hasselbeck (3); WR Harold Jackson (16); QB Steve Grogan (16); RB Horace Ivory (9), Sam Cunningham (3), Andy Johnson (3), Don Calhoun (1); FB S. Cunningham (9), D. Calhoun (5), A. Johnson (2).

DEFENSE: LE Mel Lunsford (15), Richard Bishop (1); NT Ray Hamilton (16); RE R. Bishop (13), Julius Adams (2), M. Lunsford (1); LOLB Mike Hawkins (14); LILB Steve Nelson (15); Bill Matthews (1); RILB Sam Hunt (15), John Zambelin (1); ROLB Rod Shoate (14), Ray Costick, Steve King (1); LCB Raymond Clayborn (16); RCB Mike Haynes (15), Rick Sanford (1); SS Doug Beaudoin (8), Prentice McCray (5), R. Sanford (3); FS Tim Fox (16), 4th DL Tony McGee (2).

1977 Coaching Staff: Raymond Berry, Receivers, Hank Bullough, Defensive Line, Gino Cappelletti, Special Teams, Billy Kinard, Defensive Backfield, John Polonchek, QBs/Special Asst. to Head Coach, Jim Ringo, Offensive Line, Fritz Shurmur, Defensive Line, Tom Yewcic, Offensive Backfield.

Pro Bowl (3): G John Hannah (3), CB Mike Haynes (4), WR Stanley Morgan (1).

1980 FINAL STATISTICS (10-6)

HEAD COACH: RON ERHARDT • SECOND IN AFC EAST • HOME STADIUM: SCHAEFER STADIUM

Date	W/L	Score	Opp.	Att.
9/07	W	34-17	Cleveland	49,222
9/14	L	21-37	Atlanta	48,321
9/21	W	37-31	at Seattle	61,035
9/29	W	23-14	Denver	59,602
10/05	W	21-11	at N.Y. Jets	53,603
10/12	W	34-0	Miami	60,377
10/19	W	37-21	at Baltimore	53,924
10/26	L	13-31	at Buffalo	75,092
11/02	W	34-21	at N.Y. Jets	60,834
11/10	L	34-38	at Houston	51,524
11/16	L	14-17	L.A. Rams	60,609
11/23	W	47-21	Baltimore	60,994
11/30	L	17-21	at San Francisco	45,254
12/08	L	13-16	at Miami OT	63,292
12/14	W	24-2	Buffalo	58,324
12/21	W	38-27	at New Orleans	38,277

RUSHING	NO	YDS	AVG	LG	TD
Ferguson	211	818	3.9	44	2
Calhoun	200	787	3.9	22t	9
Grogan	30	112	3.7	19	1
Ivory	42	111	2.6	20t	2
Tatupu	33	97	2.9	11	3
Cavanaugh	19	97	5.1	22	0
Foreman	23	63	2.7	7	1
Clark	9	56	6.2	15	1
Jackson	5	37	7.4	16	0
Morgan	4	36	9.0	16	0
Johnson	11	26	2.4	11	0
Hubach	1	0	0.0	0	0
Patriots	588	2240	3.8	44	19
Opponents	481	1876	3.9	33	12

KICK RETURNS	NO	YDS	AVG	LG	TD
Ivory	36	992	27.6	98t	1
Brown	9	156	17.3	26	0
Carrier	6	98	16.3	26	0
Westbrook	1	14	14.0	14	0
Clark	3	21	7.0	13	0
Pennywell	1	0	0.0	0	0
Patriots	56	1281	22.9	89t	1
Opponents	90	1649	18.3	35	0

SACKS: Adams 9.0, Hamilton 8.0, McGee 7.5, Shoate 6.0, Bishop 5.5, Zamberlin 2.5, Hawkins 2.0, Haynes 1.0, McGrew 1.0, Sanford 1.0, McDougald 0.5. Patriots 44.0, Opponents 25.0.

TEAM STATISTICS	PATS	OPP
TOTAL FIRST DOWNS	319	270
By Rushing	139	118
By Passing	154	141
By Penalty	26	11
Third Down: Md/Att.	98/210	79/214
Third Down: Eff.	46.7	36.9
TOTAL NET YARDS	5435	4762
Avg. per Game	339.7	297.6
Total Offensive Plays	1026	983
Avg. per Play	5.3	4.8
NET YARDS RUSHING	2240	1876
Total Rushing Plays	588	481
Avg. per Rush	3.8	3.9
Avg. per Game	140.0	117.3
NET YARDS PASSING	3195	2886
Avg. per Game	199.7	180.4
Sacked/Yards Lost	25/200	44/346
Sacks Yards Passing	3395	3232
Att./Completions	413/240	458/266
Completion Pct.	58.1	58.1
Had Intercepted	27	24
PUNTS/AVERAGE	63/38.0	92/41.0
PUNT RETURNS/AVG	28/8.5	60/8.6
NET PUNTING AVG.	33.6	33.3
PENALTIES/YARDS	79/696	92/833
FUMBLES/BALLS LOST	19/9	31/10
TOUCHDOWNS	52	40
Rushing	19	12
Passing	27	28
Returns	6	0

SCORE BY PERIODS	1	2	3	4	OT	TOTAL
Patriots	77	132	110	122	0	441
Opponents	64	97	56	105	3	325

SCORING	TD	Ru	Pa	FG	S	TP	
Smith	0	0	0	51/51	26/34	0/129	
Calhoun	9	9	0	0	0	0/54	
Francis	8	0	0	0	0	0/48	
Morgan	6	0	0	0	0	0/36	
Jackson	5	0	0	0	0	0/30	
Hasselbeck	4	0	0	0	0	0/24	
Ivory	3	2	0	0	0	0/18	
Johnson	3	0	0	0	0	0/18	
Tatupu	3	3	0	0	0	0/18	
Clark	2	1	0	1	0	0/12	
Ferguson	2	2	0	0	0	0/12	
Foreman	1	1	0	0	0	0/6	
Grogan	1	1	0	0	0	0/6	
Pennywell	1	0	1	0	0	0/6	
Haynes	1	0	0	1	0	0/6	
James	1	0	0	1	0	0/6	
Shoate	1	0	0	1	0	0/6	
Sanford	1	0	0	1	0	0/6	
Team	0	0	0	0/1	0/0	0/0	
Patriots	52	19	27	6	51/52	26/34	0/41
Opponents	40	12	28	0	39/40	14/20	2/325

PASSING	ATT	CMP	YARDS	CMP%	YDS/ATT	TD	TD%	INT	INT%	LG	SK/YDS	RATING
Grogan	306	175	2475	57.2	8.09	18	5.9	22	7.2	71	17/138	73.1
Cavanaugh	105	63	885	60.0	8.43	9	8.6	5	4.8	40	8/62	95.9
Jackson	2	2	35	100.0	17.5	0	0.0	0	0.0	23	0/0	118.8
Patriots	413	240	3395	58.1	8.22	27	6.5	27	6.5	71	25/200	79.3
Opponents	458	266	3232	58.1	7.06	28	6.1	24	5.2	79t	44/346	78.4

RECEIVING	NO	YDS	AVG	LG	TD
Morgan	45	991	22.0	71	6
Francis	41	664	16.2	39	8
Jackson	35	737	21.1	40	5
Calhoun	27	129	4.8	12	0
Johnson	24	259	10.8	22	3
Ferguson	22	173	7.9	18	0
Foreman	14	99	7.1	18	0
Ivory	12	95	7.9	19	0
Hasselbeck	8	130	16.3	35t	4
Westbrook	4	60	15.0	21	0
Pennywell	4	31	7.8	16	1
Tatupu	4	27	6.8	11	0
Patriots	240	3395	14.1	71	27
Opponents	266	3232	12.2	79t	28

INTERCEPTIONS	NO	YDS	AVG	LG	TD
Clayborn	5	87	17.4	29	0
Fox	4	41	10.2	23	0
James	4	32	8.0	19	0
Shoate	3	50	16.7	42t	1
Nelson	3	37	12.3	33	0
Hawkins	2	5	2.5	5	0
Haynes	1	31	31.0	31	0
Mathews	1	5	5.0	5	0
Sanford	1	0	0.0	0	0
Patriots	24	288	12.0	42t	1
Opponents	27	369	13.7	80	0

PUNTING	NO	YDS	AVG	LG	BLK
Barnes	45	1604	35.6	50	0
Chapple	26	967	37.2	57	0
Patriots	71	2571	36.2	57	0
Opponents	75	2882	38.4	59	0

PUNT RETURNS	NO	FC	YDS	AVG	LG	TD
James	33	3	331	10.0	75t	1
Haynes	17	2	140	8.2	35	0
Brown	10	1	42	4.2	14	0
Patriots	60	6	513	8.6	75t	1
Opponents	28	13	237	8.5	25	0

FIELD GOALS	1-19	20-29	30-39	40-49	50+
Smith	2-2	11-11	10-14	3-7	0-0
Patriots	2-2	11-11	10-14	3-7	0-0
Opponents	0-0	8-8	4-8	2-3	0-1

Smith: (37G,35G) () 19G,30G,44W,29G) (26G,19G,36G) () 30G,34W,36G) (27G,29G,37G) (41G,32G) (21G, 27G,44W) (26G,44G,32B) (47S) (22G,35G) (37W, 42G) (23G,33G,35B) (40W,27G) (22G).

OPPONENTS: (25G) (26G,27W,39G) (33G) (73S) (49B,39W,40G) () (35W) (23G,39W) () (45G) (29G) (39W) () (27G,24G,23G) () (30G,38G).

STARTERS:

OFFENSE: WR Stanley Morgan (16); LT Dwight Wheeler (15), Garry Puetz (1); LG John Hannah (16); C Bill Lenkaitis (16); RG Sam Adams (15), Bob Cryder (1); RT Shelby Jordan (16); TE Russ Francis (15), Don Hasselbeck (1); WR Harold Jackson (16); QB Steve Grogan (12), Matt Cavanaugh (4); RB Vagas Ferguson (16); FB Don Calhoun (16).

DEFENSE: LE Mel Lunsford (12), Richard Bishop (4); NT Ray Hamilton (15), R. Bishop (1); RE Julius Adams (16); LOLB Mike Hawkins (16), LILB Steve Nelson (16); RILB John Zamberlin (13), Bob Golic (3); ROLB Rod Shoate (16); LCB Raymond Clayborn (15), Mike Haynes (1); RCB M. Haynes (11), Rick Sanford (4), R. Clayborn (1); SS Roland James (10), R. Sanford (6); FS Tim Fox (16).

1980 Coaching Staff: Raymond Berry, Receivers, Gino Cappelletti, Special Teams, Billy Kinard, Defensive Backfield, Bill Parcels, Linebackers, John Polonchek, QBs/ Special Asst. to Head Coach, Jim Ringo, Offensive Line, Fritz Shurmur, Defensive Coordinator/Line, Tom Yewick, Offensive Backfield.

Pro Bowl (7): DE Julius Adams (1), FS Tim Fox (1), G John Hannah (5), CB Mike Haynes (5), WR Stanley Morgan (2), LB Steve Nelson (1), K John Smith (1).

1981 FINAL STATISTICS (2-14)

HEAD COACH: RON ERHARDT • FIFTH IN AFC EAST • HOME STADIUM: SCHAEFER STADIUM

Date	W/L	Score	Opp.	Att.	RUSHING	NO	YDS	AVG	LG	TD	KICK RETURNS	NO	YDS	AVG	LG	TD
9/06	L	28-29	Baltimore	49,572	Collins	204	873	4.3	29	7	Collins	39	773	19.8	30	0
9/13	L	3-13	at Philadelphia	71,089	Ferguson	78	340	4.4	19t	3	Toler	9	148	16.4	32	0
9/21	L	21-35	Dallas	60,311	Cunningham	86	269	3.1	12	4	Sanford	4	82	20.5	27	0
9/27	L	21-27	at Pittsburgh OT	53,344	Calhoun	57	205	3.6	33	2	Johnson	3	53	17.7	19	0
10/04	W	33-17	Kansas City	55,931	Tatupu	38	201	5.3	43	2	Domroski	2	45	22.5	24	0
10/11	L	24-28	at N.Y. Jets	55,093	Cavanaugh	17	92	5.4	11	3	Calhoun	2	38	19.0	22	0
10/18	W	38-10	Houston	60,474	Grogan	12	49	4.1	24t	2	K. Lee	2	20	10.0	16	0
10/25	L	22-24	at Washington	50,394	Morgan	2	21	10.5	11	0	Ivory	1	19	19.0	19	0
11/01	L	17-27	at Oakland	44,246	Pennywell	1	3	3.0	3	0	Hasselbeck	1	7	7.0	7	0
11/08	L	27-30	Miami OT	60,436	Johnson	2	1	0.5	5	0	Mathews	1	5	5.0	5	0
11/15	L	6-17	N.Y. Jets	45,342	Jackson	2	-14	-7.0	-5	0	Hamilton	1	0	0.0	0	0
11/22	L	17-20	at Buffalo	71,593	Patriots	499	2040	4.1	43	23	Patriots	65	1190	18.3	32	0
11/29	L	20-27	St. Louis	39,946	Opponents	644	2950	4.6	75t	20	Opponents	68	1326	19.5	53	0
12/06	L	14-24	at Miami	50,421												
12/13	L	10-19	Buffalo	42,549												
12/20	L	21-23	at Baltimore	17,073												

TEAM STATISTICS

TOTAL FIRST DOWNS	PATS	OPP
By Rushing	124	160
By Passing	166	148
By Penalty	16	20
Third Down: Mid/Att.	77/208	100/230
Third Down: Eff.	37.0	43.5
TOTAL NET YARDS	5623	5827
Avg. per Game	351.4	364.2
Total Offensive Plays	1026	1103
Avg. per Play	5.5	5.3
NET YARDS RUSHING	2040	2950
Total Rushing Plays	499	644
Avg. per Rush	4.1	4.5
Avg. per Game	127.5	184.4
NET YARDS PASSING	3583	2877
Avg. per Game	223.9	179.8
Sacked/Yards Lost	45/321	20/175
Gross Yards Passing	3904	3052
Att./Completions	482/254	439/243
Completion Pct.	52.7	55.3
Had Intercepted	34	16
PUNTS/AVERAGE	75/39.3	74/38.8
NET PUNTING AVG.	31.8	34.5
PENALTIES/YARDS	88/725	86/763
FUMBLES/BALLS LOST	32/16	44/17
TOUCHDOWNS	40	42
Passing	23	20
Returning	17	18
Returns	0	4

RECEIVING

Hasselbeck	NO	YDS	AVG	LG	TD
Morgan	44	1029	23.4	76t	6
Jackson	39	669	17.2	45	0
Johnson	39	429	11.0	36	1
Collins	26	232	9.0	22	0
Tatupu	12	132	11.0	41	1
Cunningham	12	92	7.7	12	0
Dawson	7	126	18.0	42	0
Westbrook	7	122	17.4	32	2
Calhoun	7	71	10.1	20	0
Toler	5	70	14.0	23	0
Ferguson	4	39	9.8	20	0
Pennywell	3	49	16.3	22t	1
Grogan	2	27	13.5	16	0
Cavanaugh	1	9	9.0	9	0
Patriots	254	3904	15.4	76t	17
Opponents	243	3052	12.6	55	18

INTERCEPTIONS

Sanford	NO	YDS	AVG	LG	TD
Fox	3	20	6.7	20	0
Clayborn	2	39	19.5	39	0
James	2	29	14.5	21	0
Buben	1	49	49.0	49	0
Hawkins	1	16	16.0	16	0
Zamberlin	1	11	11.0	11	0
Haynes	1	3	3.0	3	0
Shoate	1	0	0.0	0	0
K. Lee	1	0	0.0	0	0
Patriots	16	195	12.2	49	0
Opponents	34	570	16.8	67	1

PUNTING

Camarillo	NO	YDS	AVG	LG	TB	IN20	BLK
Hübach	47	1959	41.7	9	12	75	0
Hartley	9	266	30.0	2	0	41	0
Patriots	75	2951	39.3	13	14	75	0
Opponents	74	2872	38.8	6	22	65	0

PUNT RETURNS

Morgan	NO	FC	YDS	AVG	LG	TD
James	7	2	56	8.0	18	0
Haynes	6	1	12	2.0	6	0
Collins	3	0	15	5.0	15	0
Patriots	31	7	199	6.4	26	0
Opponents	35	8	305	8.7	75t	1

SACKS:

McGee 5.5, Bishop 4.5, Lee 3.0, Adams 3.0, Shoate 2.0, Hawkins 1.0, Hamilton 1.0. Patriots 20.0, Opponents 45.0.

FIELD GOALS

Smith	1-19	20-29	30-39	40-49	50+
Patriots	0-0	7-7	2-6	5-7	1-4
Opponents	1-1	11-12	6-10	6-14	1-2

Smith: (50W,39W) (22G) (43S) () (50G,43G) (22G) (32W,21G) (25G,22G,46G,53S) (38G) (27G,34G) (42G,29G) (43G,35B) (39W) (49N,50N) (42G) ().

OPPONENTS: (48G,19G,35G) (46G,22G,44W) (26G,40W,26G,27G,25G) (39W,48W) (40W,35G) (50W,43W) (42G) (40B,34G) (51G,27W,26G) (24G,26G,30G) (47G,39G) (28G,42W,23G,38W) (44G,45G) (32G,37N) (29G) (30G,46S).

STARTERS:

WR Stanley Ferguson (13), Carlos Pennywell (2), Don Westbrook (1); LT Dwight Wheeler (11), Brian Holloway (5); LG John Hannah (16); C Pete Brock (16); RG Bob Cryder (15), Gary Puetz (1); RT Shelby Jordan (16); TE Don Hasselbeck (14), Lin Dawson (2); WR Harold Jackson (15); QB Matt Cavanaugh (8), Steve Grogan (7), Tom Owen (1); RB Tony Collins (11), Vagas Ferguson (5); FB Sam Cunningham (8), Don Calhoun (7), Mosi Tatupu (1); 3rd TE L. Dawson (1).

DEFENSE:

LE Tony McGee (9), Mark Buben (4), John Lee (3); NT Richard Bishop (16); RE Julius Adams (16); LOLB Mike Hawkins (15), Steve King (1); LILB Steve Nelson (12), Bob Golic (4); RILB Bill Mathews (9), B. Golic (5), J. Lee (1), John Zamberlin (1); ROLB Rod Shoate (16); LCB Raymond Clayborn (16); RCB Mike Haynes (6), Keith Lee (6), Roland James (3), Rick Sanford (1); SS R. Sanford (13), R. James (3); FS Tim Fox (16).

1981 Coaching Staff:

Raymond Berry, Receivers, Gino Cappelletti, Special Teams, Bobby Grier, Offensive Backfield, Rick Lantz, Linebackers, Babe Parrilli, Quarterbacks, Jim Ringo, Offensive Line, Dick Roach, Defensive Backs, Fritz Shurmut, Defensive Coordinator/Line.

Pro Bowl (1):

G. John Hannah (5).

SCORE BY PERIODS

	1	2	3	4	OT	TOTAL
Patriots	68	92	67	95	0	322
Opponents	78	117	90	76	9	370

SCORING

TD	Ru	Pa	Rt	PAT	FG	S	TP
Smith	0	0	0	37/39	15/24	0	82
Collins	7	7	0	0	0	0	42
Morgan	6	0	6	0	0	0	36
Hasselbeck	6	0	6	0	0	0	36
Cunningham	4	4	0	0	0	0	24
Cavanaugh	3	3	0	0	0	0	18
Ferguson	3	3	0	0	0	0	18
Tatupu	3	2	1	0	0	0	18
Calhoun	2	2	0	0	0	0	12
Grogan	2	2	0	0	0	0	12
Westbrook	2	0	2	0	0	0	12
Pennywell	1	0	1	0	0	0	6
Johnson	1	0	1	0	0	0	6
Team	0	0	0	0	0/1	0/0	0
Patriots	40	23	17	0	37/40	15/24	0
Opponents	42	20	18	4	39/41	25/39	2

PASSING

	ATT	CMP	YARDS	CMP%	YDS/ATT	TD	TD%	INT	INT%	LG	SK/YDS	RATING
Cavanaugh	219	115	1633	52.5	7.46	5	2.3	13	5.9	65	24/165	59.8
Grogan	216	117	1859	54.2	8.61	7	3.2	16	7.4	76t	19/137	63.0
Owen	36	15	218	41.7	6.05	1	2.8	4	11.1	28	2/19	31.7
Johnson	9	7	194	77.7	21.5	4	44.0	1	11.1	66t	0/0	118.8
Jackson	1	0	0	0.0	0.00	0	0.0	0	0.0	0	0/0	39.6
Collins	1	0	0	0.0	0.00	0	0.0	0	0.0	0	0/0	39.6
Patriots	482	254	3904	52.7	8.10	17	3.5	34	7.0	76t	45/321	62.1
Opponents	439	243	3052	55.3	6.95	18	4.1	16	3.6	55	20/175	75.7

RESULTS

1982 FINAL STATISTICS (5-4)

HEAD COACH: RON MEYER • THIRD IN AFC EAST • HOME STADIUM: SCHAEFER STADIUM

Date	W/L	Score	Opp.	Att.
9/12	W	24-13	at Baltimore	39,055
9/19	L	7-31	N.Y. Jets	53,515
11/21	L	7-10	at Cleveland	47,281
11/28	W	29-21	Houston	33,602
12/05	L	13-26	at Chicago	36,973
12/12	W	3-0	Miami	25,716
12/19	W	16-0	at Seattle	53,457
12/26	L	14-37	at Pittsburgh	50,515
1/02	W	30-19	Buffalo	36,218

AFC PLAYOFFS

1/08	L	13-28	at Miami	68,842
------	---	-------	----------	--------

TEAM STATISTICS

TOTAL FIRST DOWNS	PATS	OPP
By Rushing	74	87
By Passing	63	88
By Penalty	9	10
Third Down: Md/Att.	37/109	47/122
Third Down: Eff.	33.9	38.5
Fourth Down: Md/Att.	4/7	5/8
Fourth Down: Eff.	57.1	62.5

TOTAL NET YARDS

Avg. per Game	292.6	312.0
Total Offensive Plays	526	602
Avg. per Play	5.0	4.6

NET YARDS RUSHING

Total Rushing Plays	324	315
Avg. per Rush	4.2	4.1
Avg. per Game	149.7	143.2

NET YARDS PASSING

Avg. per Game	142.9	168.8
Sacked/Yards Lost	15/134	20/172
Gross Yards Passing	1420	1691
Att./Completions	187/93	267/142
Completion Pct.	49.7	53.2
Had Intercepted	9	12

PUNTS/AVERAGE

NET PUNTING AVG.	49/43.7	43/39.7
PENALTIES/YARDS	53/412	39/290

FUMBLES/BALLS LOST

TOUCHDOWNS	16/8	19/11
Rushing	3	9
Passing	12	9
Returns	2	0

SCORE BY PERIODS

	1	2	3	4	OT	TOTAL
Patriots	23	33	37	50	0	143
Opponents	34	49	13	61	0	157

SCORING

TD	Ru	Pa	Rt	PAT	FG	S	TP
Smith	0	0	0	6/7	5/8	0	21
Collins	3	1	2	0	0	0	18
Morgan	3	0	3	0	0	0	18
Toler	2	0	2	0	0	0	12
Miller	0	0	0	4/4	2/3	0	10
Robinson	0	0	0	5/5	1/2	0	8
Bradshaw	1	0	1	0	0	0	6
Brown	1	0	1	0	0	0	6
Dawson	1	0	1	0	0	0	6
Grogan	1	1	0	0	0	0	6
Hasselbeck	1	0	1	0	0	0	6
Sanford	1	0	1	0	0	0	6
R. Smith	1	0	1	0	0	0	6
van Eghehen	1	0	1	0	0	0	6
Weathers	1	1	0	0	0	0	6
Crump	0	0	0	0	0	1	2
Team	0	0	0	0/1	0/0	0	0
Patriots	17	3	12	2	15/17	8/13	143
Opponents	18	9	9	0	17/18	10/15	157

RUSHING

NO	YDS	AVG	LG	TD
Collins	164	632	3.9	54
van Eghehen	82	386	4.7	17
Tatupu	30	168	5.6	26
Weathers	24	83	3.5	18
Grogan	9	42	4.7	19
Cunningham	9	21	2.3	4
Ferguson	1	5	5.0	5
Toler	1	4	4.0	4
Cavanaugh	2	3	1.5	3
Morgan	2	3	1.5	3
Patriots	324	1347	4.2	54
Opponents	315	1289	4.1	48

RECEIVING

NO	YDS	AVG	LG	TD
Morgan	28	584	20.9	75t
Collins	19	187	9.8	33
Hasselbeck	15	158	10.5	41
Dawson	13	160	12.3	26
Bradshaw	6	111	18.5	48
Brown	4	114	28.5	41
Weathers	3	24	8.0	22
Toler	2	63	31.5	33t
van Eghehen	2	14	7.0	9
Jones	1	5	5.0	5
Patriots	93	1420	15.3	75t
Opponents	142	1691	11.9	46t

INTERCEPTIONS

NO	YDS	AVG	LG	TD
Haynes	4	26	6.5	26
James	3	12	4.0	12
Sanford	2	105	52.5	99t
Blackmon	2	7	3.5	7
Clayborn	1	26	26.0	26
Patriots	12	176	14.7	99t
Opponents	9	100	11.1	44

PUNTING

NO	YDS	AVG	TB	IN20	LG	BLK
Camarillo	49	2140	43.7	5	10	76
Patriots	49	2140	43.7	5	10	76
Opponents	43	1709	39.7	6	12	81

PUNT RETURNS

NO	FC	YDS	AVG	LG	TD
Smith, R.	16	8	139	8.7	19
Patriots	16	8	139	8.7	19
Opponents	26	9	191	7.3	21

KICK RETURNS

NO	YDS	AVG	LG	TD
Smith, R.	24	567	23.6	98t
Taylor	2	46	23.0	27
Dombroski	1	19	19.0	19
Lee	1	14	14.0	14
Patriots	28	646	23.1	98t
Opponents	32	614	19.2	46

SACKS: Blackmon 4.5, Sims 3.0, Adams 2.0, James 2.0, Weishuhn 2.0, Williams, L. 2.0, McGrew 1.5, Crump 1.0, Henson 1.0, Zamberlin 1.0. Patriots 20.0, Opponents 15.0.

FIELD GOALS

1-19	20-29	30-39	40-49	50+
Smith	0-1	2-2	2-2	1-3
Miller	0-0	2-2	0-1	0-0
Robinson	1-1	0-1	0-0	0-0
Patriots	0-1	5-5	2-4	1-3
Opponents	0-0	4-4	2-3	4-5

Robinson: (24G) (1) (33N).

Miller: (23G,25G) (36B).

Smith: (18N,33G) (21G,41B,37G,48W,23G) (1) (42G).

OPPONENTS: (49G,37WR,30G) (30G) (24G) (52S) (53W,43G) (45B) (52B) (21G,25G,44G) (46G,25G).

STARTERS:

OFFENSE: WR Stanley Morgan (9); LT Brian Holloway (9); LG John Hannah (8); Bob Cryder (1); C Pete Brock (9); RG Ron Wooten (7); B. Cryder (2); RT Shelby Jordan (9); TE Don Hassleback (5); Lin Dawson (4); WR Morris Bradshaw (5); Preston Brown (4); QB Steve Grogan (6); Matt Cavanaugh (3); RB Tony Collins (9); FB Mark van Eghehen (5); Sam Cunningham (2); Robert Weathers (2).

DEFENSE: LE Kenneth Sims (9); NT Lester Williams (9); Julius Adams (9); LOLB Lawrence McGrew (8); Andre Tippett (1); LILB Steve Nelson (9); RILB Clayton Weishuhn (9); Don Blackmon (9); LCB Mike Haynes (9) RCB Raymond Clayborn (9); SS Roland James (7); Keith Lee (2); FS Rick Sanford (9).

1982 Coaching Staff: Tommy Brasher, Linebackers, Clev Bryant, Offensive Backfield, LeBaron Caruthers, Strength/Conditioning, Steve Endicott, Receivers, Lew Erber, QB's/Offensive Coordinator, Jim Mora, Defensive Coordinator, Bill Muir, Offensive Line, Dante Scarnecchia, Special Teams/TE's, Steve Sidwell, Linebackers, Steve Walters, Defensive Backs.

Pro Bowl (2): G John Hannah (6), CB Mike Haynes (6).

PASSING	ATT	CMP	YARDS	CMP%	YDS/ATT	TD	TD%	INT	INT%	LG	SK/YDS	RATING
Grogan	122	66	930	54.1	7.62	7	5.7	4	3.3	62t	8/48	84.4
Cavanaugh	60	27	490	45.0	8.17	5	8.3	5	8.3	75t	7/86	66.7
Flick	5	0	0	0.0	0.00	0	0.0	0	0.0	-	0/0	39.6
Patriots	187	93	1420	49.7	7.59	12	6.4	9	4.8	75t	15/134	76.5
Opponents	267	142	1691	53.2	6.33	9	3.4	12	4.5	46t	20/172	65.3

1983 FINAL STATISTICS (8-8)

HEAD COACH: RON MEYER - TIED SECOND IN AFC EAST - HOME STADIUM: SULLIVAN STADIUM

Date	W/L	Score	Opp.	Att.
9/04	L	23-29	Baltimore (OT)	45,526
9/11	L	24-34	at Miami	59,343
9/18	W	23-13	N.Y. Jets	43,182
9/25	W	28-23	at Pittsburgh	58,282
10/02	L	13-33	San Francisco	54,293
10/09	L	7-12	at Baltimore	35,618
10/16	W	37-21	San Diego	59,016
10/23	W	31-0	at Buffalo	60,424
10/30	L	13-24	at Atlanta	47,546
11/06	W	21-7	Buffalo	42,604
11/13	W	17-6	Miami	60,771
11/20	L	0-30	Cleveland	40,987
11/27	L	3-26	at N.Y. Jets	48,620
12/04	W	7-0	New Orleans	24,579
12/11	W	21-7	at L.A. Rams	46,503
12/18	L	6-24	at Seattle	59,688

TEAM STATISTICS	PATS	OPP
TOTAL FIRST DOWNS	284	326
By Rushing	130	129
By Passing	138	172
By Penalty	16	25
Third Down: Mid/Att.	82/205	101/234
Third Down: Eff.	40.0	43.1
Fourth Down: Md/Att.	4/12	8/19
Fourth Down: Eff.	33.3	42.1

TOTAL NET YARDS	5311	5576
Avg. per Game	331.9	348.5
Total Offensive Plays	995	1102
Avg. per Play	5.3	5.1

NET YARDS RUSHING	2605	2281
Total Rushing Plays	538	549
Avg. per Rush	4.8	4.2
Avg. per game	162.8	142.6

NET YARDS PASSING	2706	3295
Avg. per game	169.1	205.9
Sacked/Yards Lost	45/334	39/270
Gross Yards Passing	3040	3565
Att./Completions	412/220	514/277
Completion Pct.	53.4	53.9
Had Intercepted	18	17

PUNTS/AVERAGE	81/44.6	78/42.0
NET PUNTING AVG.	37.1	34.8

PENALTIES/YARDS	90/815	84/674
FUMBLES/BALLS LOST	47/20	30/19

TOUCHDOWNS	36	31
Rushing	19	9
Passing	16	19
Returns	1	3

SCORE BY PERIODS	1	2	3	4	OT	TOTAL
Patriots	53	71	40	110	0	274
Opponents	47	110	67	59	6	289

SCORING	TD	Ru	Pa	RT	PAT	FG	S	TP
Collins	10	10	0	0	0	0	0	60
Ramsey	6	0	0	0	0	0	0	36
Steinfurt	0	0	0	16/17	6/15	0	0	34
Tatupu	5	4	1	0	0	0	0	30
Smith	0	0	0	12/15	3/6	0	0	21
C. Weathers	3	0	3	0	0	0	0	18
Grogan	2	2	0	0	0	0	0	12
Morgan	2	0	2	0	0	0	0	12
Starring	2	0	2	0	0	0	0	12
van Eghean	2	2	0	0	0	0	0	12
Dawson	1	0	1	0	0	0	0	6
Jones	1	0	1	0	0	0	0	6
R. Weathers	1	1	0	0	0	0	0	6
Weishuhn	1	0	1	0	0	0	0	6
Zendejas	0	0	0	3/4	0/1	0	0	3
Patriots	36	19	16	1	31/36	9/22	0	274
Opponents	31	9	19	3	29/30	24/31	1	289

PASSING	ATT	CMP	YARDS	CMP%	YDS/ATT	TD	TD%	INT	INT%	LG	SK/YDS	RATING
Grogan	303	168	2411	55.4	7.95	15	4.9	12	3.9	76t	29/195	81.4
Eason	95	46	557	48.4	5.86	1	1.0	5	5.2	35t	16/139	48.4
Kerrigan	14	6	72	42.9	5.14	0	0.0	1	7.1	19	0/0	29.5
Patriots	412	220	3040	53.4	7.37	16	4.3	18	4.3	76t	45/334	72.1
Opponents	514	277	3565	53.9	6.93	19	3.6	17	3.3	68t	39/270	74.4

RUSHING	NO	YDS	AVG	LG	TD
Collins	219	1049	4.8	50t	10
Tatupu	106	578	5.5	55	4
R. Weathers	73	418	5.7	77	1
van Eghean	95	358	3.8	11	2
Grogan	23	108	4.7	17	2
Eason	19	39	2.1	12	0
C. Weathers	1	28	28.0	28	0
Kerrigan	1	14	14.0	14	0
Morgan	1	13	13.0	13	0
Patriots	538	2605	4.8	77	19
Opponents	549	2281	4.2	29	9

RECEIVING	NO	YDS	AVG	LG	TD
Morgan	58	863	14.9	50t	2
Collins	27	257	9.5	20	0
Ramsey	24	335	14.0	39	6
R. Weathers	23	212	9.2	19	0
Jones	20	323	16.2	30	1
C. Weathers	19	379	19.9	58t	3
Starring	17	389	22.9	76t	2
van Eghean	10	102	10.2	23	0
Tatupu	10	97	9.7	17	1
Dawson	9	84	9.3	14	1
Hasselbeck	1	7	7.0	7	0
B. Williams	1	0	0.0	0	0
Grogan	1	-8	-8.0	-8	0
Patriots	220	3040	13.8	76t	16
Opponents	277	3565	12.9	68t	19

INTERCEPTIONS	NO	YDS	AVG	LG	TD
Sanford	7	24	3.4	16	0
James	5	99	19.8	46	0
Marion	2	4	2.0	4	0
Blackmon	1	39	39.0	39	0
Nelson	1	6	6.0	6	0
McGrew	1	3	3.0	3	0
Weishuhn	0	27	-	27t	1
Patriots	17	202	11.9	46	1
Opponents	18	361	20.1	65t	1

PUNTING	NO	YDS	AVG	LG	TB	IN20	BLK
Camarillo	81	3615	44.6	11	25	70	0
Patriots	81	3615	44.6	11	25	70	0
Opponents	78	3273	42.0	8	21	62	0

PUNT RETURNS	NO	FC	YDS	AVG	LG	TD
R. Smith	38	12	398	10.5	55	0
C. Weathers	4	0	1	0.3	3	0
Sanford	1	2	0	0.0	0	0
Lee	1	0	0	0.0	0	0
Patriots	44	14	399	9.1	55	0
Opponents	48	6	392	8.2	22	0

KICK RETURNS	NO	YDS	AVG	LG	TD
R. Smith	42	916	21.8	53	0
R. Weathers	3	68	22.7	29	0
C. Weathers	3	58	19.3	33	0
Jones	4	63	15.8	23	0
Lee	4	40	10.0	19	0
Golden	1	10	10.0	10	0
Patriots	57	1155	20.3	53	0
Opponents	56	1082	19.3	60	0

FIELD GOALS	1-19	20-29	30-39	40-49	50+
Steinfurt	0-0	3-4	3-5	0-6	0-0
Smith	0-0	1-1	1-4	1-1	0-0
Zendejas	0-0	0-0	0-0	0-1	0-0
Patriots	0-0	4-5	4-9	1-8	0-0
Opponents	2-2	12-13	6-8	1-2	3-6

Smith: (36WR, 33WL, 39G) (22G) (43G) (1) (37WR).
Steinfurt: (41WL) (35G, 20G, 32G) (47WL, 48WR, 22G) (1) (46B) (44WR, 20G) (1) (39WL, 33G) (37S, 48WL, 24WL).

Zendejas: (41WL) (1).
OPPOSITIONS: (25G, 52G, 33G) (28G, 23G) (1) (20G, 34G, 28G) (45G, 35G, 36G, 24G) (52G) (1) (54WL, 47WL) (23G) (24WL) (52G, 29G, 53WL) (22G, 20G, 20G) (18G, 34G, 35G, 19G) (35WL) (41WL) (29G, 34WR).

SACKS: Tippett 8.5, Adams 8.0, Owens 4.0, Blackmon 3.5, Browning 2.0, James 2.0, McGrew 2.0, Rembert 2.0, Weishuhn 2.0, Williams, T. 2.0, Nelson 1.0, Williams, L. 1.0, Harris 0.5, Rogers 0.5. Patriots 39.0, Opponent 45.0.

STARTERS:
OFFENSE: WR Stanley Morgan (16); LT Brian Holloway (16); LG John Hannah (16); C Pete Brock (13), Dwight Wheeler (3); RG Ron Wooten (16); RT Bob Cryder (14), Darryl Haley (2); TE Lin Dawson (10), Derrick Ramey (6); WR Cedric Jones (12), Stephen Starring (3); QB Steve Grogan (12), Tony Eason (4); RB Tony Collins (16); FB Mark van Eghean (10), Robert Weathers (5), Mosi Tatupu (1); 2nd TE Derrick Ramsey (1).

DEFENSE: LE Toby Williams (10), Kenneth Sims (2), Marshall Harris (2), Ron Spears (1), Lester Williams (1); NT Dennis Owens (14), Luther Henson (2); RE Julius Adams (16); LOLB Andre Tippett (12), Larry McGrew (4); LILB Johnny Rembert (8), Steve Nelson (7), Tim Golden (1); RILB Clayton Weishuhn (16); ROLB Don Blackmon (14), L. McGrew (1), A. Tippett (1); LCB Ronnie Lippett (16); RCB Raymond Clayborn (16); SS Roland James (16); FS Rick Sanford (16).

1983 Coaching Staff: Tommy Brasher, Linebackers, Cleve Bryant, Offensive Backfield, LeBaron Caruthers, Strength/Conditioning, Steve Endicott, Receivers, Lew Erber, QB's/Offensive Coordinator, Bill Muir, Offensive Line, Rod Rust, Defensive Coordinator, Dante Scarnechia, Special Teams/TE's, Steve Sidwell, Linebackers, Steve Walters, Defensive Backs.

Pro Bowl (5): P Rich Camarillo (1), CB Raymond Clayborn (1), RB Tony Collins (1), G John Hannah (7), T Brian Holloway (1).

1984 FINAL STATISTICS (9-7)

HEAD COACH: RON MEYER (5-3), RAYMOND BERRY (4-4) • SECOND IN AFC EAST • HOME STADIUM: SULLIVAN STADIUM

Date	W/L	Score	Opp.	Att.
9/02	W	21-17	at Buffalo	48,528
9/09	L	7-28	at Miami	66,083
9/16	W	38-23	Seattle	43,140
9/23	L	10-26	Washington	60,503
9/30	W	28-21	at N.Y. Jets	68,978
10/07	W	17-16	at Cleveland	53,036
10/14	W	20-14	Cincinnati	48,154
10/21	L	24-44	Miami	60,711
10/28	W	30-20	N.Y. Jets	60,513
11/04	L	19-26	at Denver	74,908
11/11	W	38-10	Buffalo	43,313
11/18	W	50-17	at Indianapolis	60,009
11/22	L	17-20	at Dallas	55,341
12/02	L	10-33	St. Louis	53,558
12/09	L	17-27	at Philadelphia	41,581
12/16	W	16-10	Indianapolis	22,383

TEAM STATISTICS	PATS	OPP
TOTAL FIRST DOWNS	315	311
By Rushing	104	109
By Passing	186	182
By Penalty	25	20
Third Down: Md/Att.	83/214	90/255
Third Down: Eff.	39.0	40.0
Fourth Down: Md/Att.	4/5	9/18
Fourth Down: Eff.	80.0	50.0
TOTAL NET YARDS	5263	5100
Avg. per Game	328.9	317.8
Total Offensive Plays	1048	1066
Avg. per Play	5.0	4.8
NET YARDS RUSHING	2032	1886
Total Rushing Plays	482	498
Avg. per Rush	4.2	3.8
Avg. per Game	127.0	117.8
NET YARDS PASSING	3231	3214
Avg. per Game	201.9	200.8
Sacked/Yards Lost	66/454	55/452
Gross Yards Passing	3685	3666
Att./Completions	500/292	513/283
Completion Pct.	58.4	55.2
Had Intercepted	14	17
PUNTS/AVERAGE	92/42.4	83/40.3
NET PUNTING YARDS	35.0	33.4
PENALTIES/YARDS	86/674	87/773
FUMBLES/BALLS LOST	29/15	33/18
TOUCHDOWNS	42	42
Rushing	15	11
Passing	26	25
Returns	1	6

SCORE BY PERIODS	1	2	3	4	OT	TOTAL
Patriots	68	74	108	112	0	362
Opponents	78	115	84	75	0	352

SCORING	TD	Ru	Pa	Rt	PAT	F6	S	TP
Franklin	0	0	0	0	42/42	22/28	0	108
Ramsey	7	0	7	0	0	0	0	42
Collins	5	5	0	0	0	0	0	30
Eason	5	5	0	0	0	0	0	30
Morgan	5	0	5	0	0	0	0	30
Dawson	4	0	4	0	0	0	0	24
Starrng	4	0	4	0	0	0	0	24
Tatupu	4	4	0	0	0	0	0	24
Jones	3	0	2	1	0	0	0	18
C. Weathers	2	0	2	0	0	0	0	12
C. James	1	1	0	0	0	0	0	6
Robinson	1	0	1	0	0	0	0	6
Fryar	1	0	1	0	0	0	0	6
R. James	0	0	0	0	0	0	0	1
Patriots	42	15	26	6	42/42	22/28	1362	
Opponents	42	11	25	6	37/42	21/31	0	352

PASSING	ATT	CMP	YARDS	CMP%	YDS/ATT	TD	TD%	INT	INT%	LG	SK/YDS	RATING
Eason	431	259	3228	60.1	7.49	23	5.3	8	1.8	76t	59/409	93.4
Grogan	68	32	444	47.1	6.53	3	4.4	6	8.8	65t	7/45	46.4
Kerrigan	1	1	13	100.0	13.0	0	0.0	0	0.0	13	0/0	118.8
Patriots	500	292	3685	58.4	7.37	26	5.2	14	2.8	76t	66/454	87.1
Opponents	513	283	3666	55.2	7.14	25	4.9	17	3.3	78t	55/452	80.3

RUSHING	NO	YDS	AVG	LG	TD
C. James	160	790	4.9	73	1
Tatupu	133	553	4.2	20t	4
Collins	138	550	4.0	21	5
Eason	40	154	3.9	25t	5
Grogan	7	12	1.7	13	0
Fryar	2	-11	-5.5	0	0
Starrng	2	-16	-8.0	0	0
Patriots	482	2032	4.2	73	15
Opponents	498	1886	3.8	53	11

RECEIVING	NO	YDS	AVG	LG	TD
Ramsey	66	792	12.0	34	7
Starrng	46	657	14.3	65t	4
Dawson	39	427	10.9	27	4
Morgan	38	709	18.7	76t	5
C. James	22	159	7.2	16	0
Jones	19	244	12.8	22	2
Tatupu	16	159	9.9	24	0
Collins	16	100	6.2	19	0
Fryar	11	164	14.9	26	1
C. Weathers	8	115	14.4	29	2
Hawthorne	7	127	18.1	26	0
Robinson	4	32	8.0	17	1
Patriots	292	3685	12.6	76t	26
Opponents	283	3666	13.0	68t	25

INTERCEPTIONS	NO	YDS	AVG	LG	TD
Clayborn	3	102	34.0	85	0
Lippett	3	23	7.7	13	0
Marion	2	39	19.5	26	0
R. James	2	14	7.0	14	0
Gibson	2	4	2.0	4	0
Sanford	2	2	1.0	2	0
Dombroski	1	23	23.0	23	0
Blackmon	1	3	3.0	3	0
Nelson	1	0	0.0	0	0
Patriots	17	210	12.4	85	0
Opponents	14	237	16.9	86t	3

PUNTING	NO	YDS	AVG	TB	IN20	LG	BLK
Camarillo	48	2020	42.1	7	12	61	0
Prestridge	44	1884	42.8	5	8	89	0
Patriots	92	3904	42.4	12	20	89	0
Opponents	83	3345	40.3	7	17	64	0

PUNT RETURNS	NO	FC	YDS	AVG	LG	TD
Fryar	36	10	347	9.6	55	0
Starrng	10	1	73	7.3	16	0
C. Weathers	1	0	7	7.0	7	0
Gibson	1	0	3	3.0	3	0
Sanford	0	2	0	0.0	0	0
R. James	0	2	0	0.0	0	0
Patriots	48	15	430	9.0	55	0
Opponents	45	12	442	9.8	47t	1

SACKS: Tippet 18.5, Owens 6.5, Williams, T. 6.0, Blackmon 5.0, Adams 4.0, Nelson 4.0, Sims 3.5, Henson 2.0, Rogers 2.0, Williams L. 1.5, Marion 1.0, McGrew 0.5, Rembert 0.5. Team 55.0 Opp. 66.0.

KICK RETURNS	NO	YDS	AVG	LG	TD
Collins	26	544	20.9	46	0
J. Williams	23	461	20.0	29	0
Fryar	5	95	19.0	22	0
Lee	3	43	14.3	17	0
Robinson	3	38	12.7	14	0
Smith	1	22	22.0	22	0
Jones	1	20	20.0	20	0
Hawthorne	1	14	14.0	14	0
Tatupu	1	9	9.0	9	0
Patriots	64	1246	19.5	46	0
Opponents	73	1373	18.8	69	0

FIELD GOALS	1-19	20-29	30-39	40-49	50+
Franklin	2-2	10-10	4-7	6-8	0-1
Patriots	2-2	10-10	4-7	6-8	0-1
Opponents	2-2	9-9	4-8	5-10	1-2

Franklin: () () (326) (445,226) (33WL,49WL) (456) (206,276) (486) (206,276,476) (306,406,36WR,476,19G) (216) (286,406) (296,565) (196) (246,38WL) (216,346,366).

OPPONENTS: (45WL,276) (39WL,42WL) (42G) (196,426,226,276) () (246, 486,276,36WL) (375,35WR) (286) (466,186) () (346,43WL) (356,615) (286,236) (366,336) (506,466,48WR) (256,428).

STARTERS:
OFFENSE: WR Stanley Morgan (12), Irving Fryar (2), Cedric Jones (2); LT Brian Holloway (16); LG John Hannah (15), Guy Morriss (1); C Pete Brock (12), G. Morriss; RG Ron Wooten (16); RT Darryl Haley (16); TE Lin Dawson (15), Derrick Ramsey (1); WR Stephen Starrng (16); QB Tony Eason (13), Steve Grogan (3); RB Craig James (7), Tony Collins (5); Mosi Tatupu (4); H-Back D. Ramsey (2), Greg Hawthorne (1), Bo Robinson (1); 3rd WR I. Fryar (1), C. Jones (1).

DEFENSE: LE Kenneth Sims (16); NT Dennis Owens (16); RE Toby Williams (15), Julius Adams (1); LOLB Andre Tippet (16), LILB Steve Nelson (16); RILB Lawrence McGrew (15), Clayton Weishuhn (1); ROLB Don Blackmon (16); LCB Ernest Gibson (8), Ronnie Lippett (8); RCB Raymond Clayborn (16); SS Roland James (15), Fred Marion (1); FS F. Marion (9), Rick Sanford (7).

1984 Coaching Staff: Tommy Brasher, Linebackers, Clev Bryant, Offensive Backfield, LeBaron Caruthers, Strength/Conditioning, Steve Endicott, Receivers, Lew Erber, QB's/Offensive Coordinator, Bill Muir, Offensive Line, Rod Rust, Defensive Coordinator, Dante Scarnechia, Special Teams/TE's, Steve Sidwell, Linebackers, Steve Walters, Defensive Backs.

Pro Bowl (4): G John Hannah (8), T Brian Holloway (2), LB Steve Nelson (2), LB Andre Tippet (1).

1985 FINAL STATISTICS (11-5)

HEAD COACH: RAYMOND BERRY - TIED SECOND IN AFC EAST (WILD CARD PLAYOFF QUALIFIER) • HOME STADIUM: SULLIVAN STADIUM

Date	W/L	Score	Opp.	Att.
9/08	W	26-20	Green Bay	49,488
9/15	L	7-20	at Chicago	60,533
9/22	W	17-14	at Buffalo	40,334
9/29	L	20-35	L.A. Raiders	60,686
10/06	L	20-24	at Cleveland	62,139
10/13	W	14-3	Buffalo	40,462
10/20	W	20-13	N.Y. Jets	58,163
10/27	W	32-14	at Tampa Bay	34,661
11/03	W	17-13	Miami	58,811
11/10	W	34-15	Indianapolis	54,176
11/17	W	20-13	at Seattle	60,345
11/24	L	13-16	at N.Y. Jets OT	74,100
12/01	W	38-31	at Indianapolis	56,740
12/08	W	23-6	Detroit	59,078
12/16	L	27-30	at Miami	69,489
12/22	W	34-23	Cincinnati	57,953

AFB PLAYOFFS

12/28	W	26-14	at N.Y. Jets	70,598
1/05	W	27-20	at L.A. Raiders	88,936
1/12	W	31-14	at Miami	74,978

SUPER BOWL XX (at New Orleans, La.)

1/26	L	10-46	vs. Chicago	73,818
------	---	-------	-------------	--------

TEAM STATISTICS	PATS	OPP
TOTAL FIRST DOWNS	294	284
By Rushing	126	92
By Passing	153	168
By Penalty	15	24
Third Down: Md/Att.	83/223	74/227
Third Down: Eff.	37.0	33.0
Fourth Down: Md/Att.	4/10	5/15
Fourth Down: Eff.	40.0	33.0
TOTAL NET YARDS	5499	4714
Avg. per Game	343.7	294.6
Total Offensive Plays	1061	1042
Avg. per Play	5.2	4.5
NET YARDS RUSHING	2331	1655
Total Rushing Plays	565	466
Avg. per Rush	4.1	3.6
Avg. per Game	145.7	103.4
NET YARDS PASSING	3168	3059
Avg. per Game	198.0	191.2
Sacked/Yards Lost	39/315	51/334
Gross Yards Passing	3483	3393
Att./Completions	457/255	525/262
Completion Pct.	55.8	49.9
Had Intercepted	22	23
PUNTS/AVERAGE	92/42.9	97/40.5
NET PUNTING AVG.	33.7	32.5
PENALTIES/YARDS	114/842	83/699
FUMBLES/BALLS LOST	37/20	35/24
TOUCHDOWNS	41	32
Rushing	15	15
Passing	20	14
Returns	6	3

SCORE BY PERIODS

	1	2	3	4	OT	TOTAL
Patriots	54	115	44	149	0	362
Opponents	75	64	56	92	3	290

SCORING

	TD	Ru	Pa	Rt	PAT	Fg	S	TP
Franklin	0	0	0	0	40/41	24/30	0	112
Fryar	10	1	7	2	0	0	0	60
C. James	7	5	2	0	0	0	0	42
Collins	5	3	2	0	0	0	0	30
Morgan	5	0	5	0	0	0	0	30
Jones	3	0	2	1	0	0	0	18
Grogan	2	2	0	0	0	0	0	12
Tatupu	2	2	0	0	0	0	0	12
Eason	1	1	0	0	0	0	0	6
Weathers	1	1	0	0	0	0	0	6
Hawthorne	1	0	1	0	0	0	0	6
D. Ramsey	1	0	1	0	0	0	0	6
Tippett	1	0	0	1	0	0	0	6
Rembert	1	0	0	1	0	0	0	6
Clayborn	1	0	0	1	0	0	0	6
Blackmon	0	0	0	0	0	0	2	4
Patriots	41	15	20	6	40/41	24/30	0	2362
Opponents	32	15	14	3	30/32	22/25	0	1290

PASSING

	ATT	CMP	YARDS	CMP%	YDS/ATT	TD	TD%	INT	INT%	LG	SK/YDS	RATING
Eason	299	168	2156	56.2	7.2	11	3.7	17	5.7	90t	28/229	67.5
Grogan	156	85	1311	54.5	8.4	7	4.5	5	3.2	56	11/86	84.1
C. James	2	2	16	100.0	8.0	2	1.0	0	0.0	71t	0/0	139.6
Patriots	457	255	3483	55.8	7.6	20	4.4	22	4.8	90t	39/315	74.9
Opponents	525	262	3393	49.9	6.5	14	2.7	23	4.4	88t	51/334	61.2

RUSHING

	NO	YDS	AVG	LG	TD
C. James	263	1227	4.7	65t	5
Collins	163	657	4.0	28	3
Weathers	41	174	4.2	42t	1
Tatupu	47	152	3.2	11	2
Eason	22	70	3.2	23	1
Grogan	20	29	1.5	12	2
Fryar	7	27	3.9	13	1
Morgan	1	0	0.0	0	0
Franklin	1	-5	-5.0	-5	0
Patriots	565	2331	4.1	65t	15
Opponents	466	1655	3.6	24	15

RECEIVING

	NO	YDS	AVG	LG	TD
Collins	52	549	10.6	49	2
Morgan	39	760	19.5	50t	5
Fryar	39	670	17.2	56	7
D. Ramsey	28	285	10.2	26	1
C. James	27	360	13.3	90t	2
Jones	21	237	11.3	29t	2
Starring	16	235	14.7	40	0
Dawson	17	148	8.7	26	0
D. Williams	9	163	18.1	30	0
Hawthorne	3	42	14.0	28t	1
Weathers	2	18	9.0	13	0
Tatupu	2	16	8.0	15	0
Patriots	255	3483	13.7	90t	20
Opponents	262	3393	13.0	88t	14

INTERCEPTIONS

	NO	YDS	AVG	LG	TD
Marion	7	189	27.0	83	0
Clayborn	6	80	13.3	38	1
R. James	4	51	12.8	39	0
Lippett	3	93	31.0	58	0
Blackmon	1	14	14.0	14	0
McGrew	1	0	0.0	0	0
McSwain	1	0	0.0	0	0
Patriots	23	427	18.6	83	1
Opponents	22	243	11.0	38t	2

PUNTING

	NO	YDS	AVG	LG	TB	IN20	BLK
Camarillo	92	3953	43.0	13	17	75	0
Patriots	92	3953	43.0	13	17	75	0
Opponents	97	3925	40.5	11	26	64	0

PUNT RETURN

	NO	FC	YDS	AVG	LG	TD
Fryar	37	15	520	14.1	85t	2
R. James	2	0	13	6.5	13	0
Starring	2	0	0	0.0	0	0
Marion	0	1	0	0.0	0	0
Bowman	1	0	-3	-3.0	-3	0
Patriots	42	16	530	12.6	85t	2
Opponents	56	7	597	10.7	46	0

KICK RETURNS

	NO	YDS	AVG	LG	TD
Starring	48	1012	21.1	53	0
Fryar	3	39	13.0	24	0
Jones	3	37	12.3	20	0
Weathers	1	18	18.0	18	0
Hawthorne	1	13	13.0	13	0
C. James	1	0	0.0	0	0
Patriots	57	1119	19.6	53	0
Opponents	77	1434	18.6	58	0

SACKS: Tippett 16.5, Veris 10.0, Blackmon 8.0, Sims 5.5, Adams 5.0, Nelson 2.0, T. Williams 2.0, McGrew 1.0, L. Williams 1.0. Team, 51.0, Opponent, 39.0.

FIELD GOALS

	1-19	20-29	30-39	40-49	50+
Franklin	1/1	7/9	9/9	5/9	2/2
Patriots	1/1	7/9	9/9	5/9	2/2
Opponents	0/0	8/8	6/8	6/7	2/2

Franklin: (34G) () (32G) (47G,20G) (29G,33G,47WL) (53G,52G) () (26G,32G) () (37WR,32G,31G) (21G,21G,32G) () (41WL,23G,28G) (35G) (38G,47WL,50G,22G) (22G,49G) (25G,42WR,30G)

OPPOSITIONS: (40B) (21G,28G) () () (36WL,44G) (47G) (53G,52G) () (26G,32G) () (37WR,32G,31G) (21G,21G,32G) (25G) (26G,37G) (44G,49G,47G) (42G,22G,30G).

STARTERS:
OFFENSE: WR Stanley Morgan (13), Cedric Jones (3); LT Brian Holloway (16); LG John Hannah (14), Guy Morriss (2); C Pete Brock (8), G. Morriss (8); RG Ron Wooten (14), Paul Fairchild (2); RT Steve Moore (16); TE Lin Dawson (13), Derrick Ramsey (3); WR Irving Fryar (14), Stephen Starring (1), Derwin Williams (1); QB Tony Eason (10), Steve Grogan (6); RB Tony Collins (16); FB Craig James (14), Mosi Tatupu (2).

DEFENSE: LE Ken Sims (13), Garin Veris (3); NT Dennis Owens (13), Lester Williams (3); RE Julius Adams (12), Toby Williams (3), G. Veris (1); LOLB Andrew Tippett (16); LILB Steve Nelson (15), Johnny Rembert (1); RLB Lawrence McGrew (12), J. Rembert (4); ROLB Don Blackmon (14), L. McGrew (2); LCB Ronnie Lippett (16); RCB Raymond Clayborn (16); SS Roland James; FS Fred Marion (16).

1985 Coaching Staff: Dean Brittenham, Strength/Conditioning, Jim Carr, Defensive Backfield, Bobby Grier, Offensive Backfield, Ray Hamilton, Asst. Defensive Line, Rod Humenuik, Asst. Head Coach/Defensive Line, Harold Jackson, Receivers, Eddie Khayat, Offensive Line, John Polonchek, QBs/Special Asst. to Head Coach, Rod Rust, Defensive Coordinator, Dante Scarnecchia, Special Teams/TEs, Don Shinnick, Linebacks, Les Steckel, Quarterbacks/Receivers.

Pro Bowl (8): CB Raymond Clayborn (2), KR Irving Fryar (1), G John Hannah (9), T Brian Holloway (3), RB Craig James (1), FS Fred Marion (1), LB Steve Nelson (3), LB Andre Tippett (2).

1986 FINAL STATISTICS (11-5)

HEAD COACH: RAYMOND BERRY • AFC EAST DIVISION CHAMPIONS • HOME STADIUM: SULLIVAN STADIUM

Date	W/L	Score	Opp.	Att.
9/07	W	33-3	Indianapolis	55,208
9/11	W	20-6	at N.Y. Jets	72,422
9/21	L	31-38	Seattle	58,977
9/28	L	20-27	at Denver	75,804
10/05	W	34-7	Miami	60,689
10/12	L	24-31	N.Y. Jets	60,342
10/19	W	34-0	at Pittsburgh	54,743
10/26	W	23-0	at Buffalo	77,808
11/02	W	25-17	Atlanta	60,597
11/09	W	30-21	at Indianapolis	56,890
11/16	W	30-28	at L.A. Rams	64,339
11/23	W	22-19	Buffalo	60,455
11/30	W	21-20	at New Orleans	58,259
12/07	L	7-31	Cincinnati	60,633
12/14	L	24-29	San Francisco	60,787
12/22	W	34-27	at Miami	74,516

AFC PLAYOFFS

1/04	L	17-22	at Denver	76,105
------	---	-------	-----------	--------

TEAM STATISTICS

	PATS	OPP
TOTAL FIRST DOWNS	314	286
By Rushing	77	118
By Passing	202	153
By Penalty	35	15
Third Down: Md/Att.	77/227	79/219
Third Down: Eff.	33.9	36.1
Fourth Down: Md/Att.	8/11	7/12
Fourth Down: Eff.	72.7	58.3
TOTAL NET YARDS	5327	5181
Avg. per Game	332.9	323.8
Total Offensive Plays	1073	1031
Avg. per Play	5.0	5.0
NET YARDS RUSHING	1373	2203
Total Rushing Plays	469	510
Avg. per Rush	2.9	4.3
Avg. per Game	85.8	137.7
NET YARDS PASSING	3954	2978
Avg. per Game	247.1	186.1
Sacked/Yards Lost	47/367	48/346
Gross Yards Passing	4321	3324
Att./Completions	557/340	473/255
Completion Pct.	61.0	53.9
Had Intercepted	13	21
PUNTS/AVERAGE	92/40.7	90/39.8
NET PUNTING AVG.	33.4	33.4
PENALTIES/YARDS	87/672	106/866
FUMBLES/BALLS LOST	27/11	38/19
TOUCHDOWNS	45	35
Rushing	10	19
Passing	29	15
Returns	6	1

SCORE BY PERIODS	1	2	3	4	OT	TOTAL
Patriots	82	102	99	129	0	412
Opponents	34	83	64	126	0	307

SCORING	TD	R	Pa	Rt	PAT	FG	S	TP
Franklin	0	0	0	0	44/45	32/41	0	140
Morgan	10	0	10	0	0	0	0	60
Collins	8	3	5	0	0	0	0	48
Fryar	7	0	6	1	0	0	0	42
C. James	4	4	0	0	0	0	0	24
Scott	3	0	3	0	0	0	0	18
Baty	2	0	2	0	0	0	0	12
Starrng	2	0	2	0	0	0	0	12
Tatupu	2	1	0	0	0	0	0	12
Grogan	1	1	0	0	0	0	0	6
Jones	1	0	1	0	0	0	0	6
Marion	1	0	0	1	0	0	0	6
McSwain	1	0	0	1	0	0	0	6
Rembert	1	0	0	1	0	0	0	6
B. Williams	1	0	0	1	0	0	0	6
Weathers	1	1	0	0	0	0	0	6
Patriots	45	10	29	6	44/45	32/41	1	412
Opponents	35	19	15	1	34/35	21/28	0	307

PASSING	ATT	CMP	YARDS	CMP%	YDS/ATT	TD	TD%	INT	INT%	LG	SK/YDS	RATING
Eason	448	276	3328	61.6	7.43	19	4.2	10	2.2	49	43/336	89.2
Grogan	102	62	976	60.8	9.57	9	8.8	2	2.0	69t	4/31	113.8
C. James	4	1	10	25.0	2.50	1	25.0	1	25.0	10t	0/0	39.6
Ramsey	3	1	7	33.3	2.33	0	0.0	0	0.0	7	0/0	42.4
Patriots	557	340	4321	61.0	7.76	29	5.2	13	2.3	69t	47/367	92.9
Opponents	473	255	3324	53.9	7.02	15	3.2	21	4.4	67t	48/346	68.4

RUSHING	NO	YDS	AVG	LG	TD
C. James	154	427	2.8	16	4
Collins	156	412	2.6	17	3
Tatupu	71	172	2.4	13	1
Eason	35	170	4.9	26	0
Fryar	4	80	20.0	31	0
Weathers	21	58	2.8	16t	1
Dupard	15	39	2.6	11	0
Grogan	9	23	2.6	10	1
Hawthorne	1	5	5.0	5	0
Starrng	1	0	0.0	0	0
Ramsey	1	-6	-6.0	-6	0
Jones	1	-7	-7.0	-7	0
Patriots	469	1373	2.9	31	10
Opponents	510	2203	4.3	58t	19

RECEIVING	NO	YDS	AVG	LG	TD
Morgan	84	1491	17.8	44t	10
Collins	77	684	8.9	49	5
Fryar	43	737	17.1	69t	6
Baty	37	331	8.9	22	2
Hawthorne	24	192	8.0	17	0
C. James	18	129	7.2	17	0
Starrng	16	295	18.4	47	2
Tatupu	15	145	9.7	25	0
Jones	14	222	15.9	28	1
Scott	8	41	5.1	8t	3
D. Williams	2	35	17.5	26	0
Weathers	1	14	14.0	14	0
Holloway	1	5	5.0	5	0
Patriots	340	4321	12.7	69t	29
Opponents	255	3324	13.0	67t	15

INTERCEPTIONS	NO	YDS	AVG	LG	TD
Lippett	8	76	9.5	43	0
Clayborn	3	4	1.3	4	0
Marion	2	56	28.0	37t	1
McGrew	2	44	22.0	27	0
R. James	2	39	19.5	21	0
Nelson	2	21	10.5	17	0
Rembert	1	37	37.0	37	0
McSwain	1	3	3.0	3	0
Tippett	0	32	-	32	0
Patriots	21	312	14.9	69	1
Opponents	13	151	11.6	26	0

PUNTING	NO	YDS	AVG	TB	IN20	LG	BLK
Camarrillo	89	3746	42.1	7	16	64	3
Patriots	90	3746	42.1	7	16	64	3
Opponents	90	3585	39.8	9	21	73	3

PUNT RETURNS	NO	FC	YDS	AVG	LG	TD
Fryar	35	10	366	10.5	59t	1
Starrng	6	0	18	3.0	12	0
Marion	1	1	12	12.0	12	0
R. James	0	1	0	0.0	0	0
Patriots	42	12	396	9.4	59t	1
Opponents	60	4	565	9.4	39	0

SACKS: Veris 11.0, Tippett 9.5, Blackmon 7.5, B. Williams 7.0, Rembert 4.0, Hodge 1.0, R. James 1.0, McGrew 1.0, Nelson 1.0, Owens 1.0, Reynolds 1.0, Ruth 1.0, Thomas 1.0, Sims 0.5, T. Williams 0.5. Patriots 48.0, Opponents 47.0.

KICK RETURNS	NO	YDS	AVG	LG	TD
Starrng	36	802	22.3	52	0
Fryar	10	192	19.2	33	0
Jones	4	63	15.8	20	0
Dupard	3	50	16.7	21	0
Rembert	3	27	9.0	14	0
Hawthorne	2	13	6.5	13	0
Patriots	58	1147	19.8	52	0
Opponents	81	1480	18.3	39	0

FIELD GOALS	1-19	20-29	30-39	40-49	50+
Franklin	1/1	7/7	15/17	9/16	0/0
Patriots	1/1	7/7	15/17	9/16	0/0
Opponents	0/0	7/7	8/9	6/8	0/4

Franklin: (256,386,396,496) (49N,45E,42G) (26G,36N) (42N,34G,37G) (21G,31G) (45N,26G) (47N,31G,36G) (31G,47N,27G,26G) (31G,32G,32G,33G) (38G,31G,24G) (42G,45G,19G) (37G,47G) (49N) (44N) (41G) (47G,44G,39N).

OPPENETS: (256,57N) (33G,47G) (33G) (44G,34G) (55N) (47G) (1) (53N,26G) (41G,36N,53N) (1) (42N) (28G,33G,34G,48G) (286,38G) (24G,44N) (20G,31G,36G) (42G,21G).

STARTERS:

OFFENSE: WR Stanley Morgan (16); LT Brian Holloway (15), Steve Moore (1); LG Paul Fairchild (15), Trevor Matich (1); C Pete Brock (16); RB Ron Wooten (16); RT Steve Moore (10), Darryl Haley (6); TE Greg Hawthorne (10), Greg Baty (6); WR Irving Fryar (13), Stephen Starrng (3); QB Tony Eason (15), Steve Grogan (1); RB Tony Collins (15), Craig James (1); FB C. James (1), Mosi Tatupu (5); 2nd TE G. Baty (1).

DEFENSE: LE Brent Williams (16); NT Toby Williams (15), Dennis Owens (1); RE Garin Veris (15), Ben Thomas (1); LOLB Andre Tippett (11), Lawrence McGrew (4), D. Owens (1); LILB Steve Nelson (12), Johnny Rembert (4); RILB L. McGrew (9), J. Rembert (5), Ed Reynolds (2); ROLB Don Blackmon (15), L. McGrew (1); LCB Ronnie Lippett (15), Ernest Gibson (1); RCB Raymond Clayborn (16); Roland James (15), Jim Bowman (1); FS Fred Marion (16).

1986 Coaching Staff: Dean Brittenham, Strength/Conditioning, Jim Carr, Defensive Backfield, Bobby Grier, Offensive Backfield, Ray Hamilton, Asst. Defensive Line, Rod Humenuik, Asst. Head Coach/Offensive Line, Harold Jackson, Receivers, Eddie Khayat, Defensive Line, John Polonchek, QBs/Special Asst. to Head Coach, Rod Rust, Defensive Coordinator, Dante Scarneccia, Special Teams/TE's, Don Sinnick, Linebackers, Les Steckel, Quarterbacks/Receivers.

Pro Bowl (5): CB Raymond Clayborn (3), K Tony Franklin (1), WR Stanley Morgan (3), Spt Mosi Tatupu (1), LB Andre Tippett (3).

1987 FINAL STATISTICS (8-7)

HEAD COACH: RAYMOND BERRY - TIED SECOND IN AFC EAST - HOME STADIUM: SULLIVAN STADIUM

Date	W/L	Score	Opp.	Att.	RUSHING	NO	YDS	AVG	LG	TD	KICK RETURNS	NO	YDS	AVG	LG	TD
9/13	W	28-21	Miami	54,642	Collins	147	474	3.2	19	3	Starring	23	445	19.3	43	0
9/21	L	24-43	at N.Y. Jets	70,847	Dupard	94	318	3.4	49	3	Fryar	6	119	19.8	31	0
9/27		Cancelled	Strike	at Washington	Tatupu	79	248	3.1	19	0	Davis	5	134	26.8	43	0
10/04	L	10-20	Cleveland	14,830	Perryman	41	187	4.6	48	0	Dupard	4	61	15.3	21	0
10/11	W	14-7	Buffalo	11,878	LeBlanc	49	170	3.5	42	1	Perryman	3	43	14.3	16	0
10/18	W	21-7	at Houston	26,294	Ramsey	13	75	5.8	19	1	LeBlanc	2	31	15.5	24	0
10/25	L	16-30	at Indianapolis	48,850	Fryar	9	52	5.8	16	0	C. McSwain	2	32	16.0	24	0
11/01	W	26-23	L.A. Raiders	60,664	Hansen	16	44	2.8	7	0	Alexander	1	4	4.0	4	0
11/08	L	10-17	at N.Y. Giants	73,817	Davis	9	43	4.8	27	0	Collins	1	18	18.0	18	0
11/15	L	17-23	Dallas OT	60,567	Flutie	6	43	7.2	13	0	Hansen	1	14	14.0	14	0
11/22	W	24-0	Indianapolis	56,906	Grogan	20	37	1.9	8	2	Patriots	48	901	18.8	43	0
11/29	L	31-34	Philadelphia OT	54,198	Eason	3	25	8.3	13	0	Opponents	63	1130	17.9	60	0
12/06	L	20-31	at Denver	75,794	C. McSwain	9	23	2.6	9	0						
12/13	W	42-21	N.Y. Jets	60,617	Woods	4	20	5.0	13	1						
12/20	W	13-7	at Buffalo	74,945	Starring	2	13	6.5	10	0						
12/28	W	24-10	at Miami	61,192	C. James	4	10	2.5	5	0						

TEAM STATISTICS	PATS	OPP
TOTAL FIRST DOWNS	266	293
By Rushing	84	112
By Passing	158	159
By Penalty	24	22
Third Down: Md/Att.	81/219	84/228
Third Down: Eff.	36.9	36.8
Fourth Down: Md/Att.	9/14	11/23
Fourth Down: Eff.	64.2	47.8

TOTAL NET YARDS	PATS	OPP
Total	4454	4877
Avg. per Game	296.9	325.1
Total Offensive Plays	986	1053
Avg. per Play	4.5	4.6

NET YARDS RUSHING	PATS	OPP
Total	1771	1778
Total Rushing Plays	513	490
Avg. per Rush	3.5	3.6
Avg. per Game	118.1	118.5

NET YARDS PASSING	PATS	OPP
Total	2683	3099
Avg. per Game	178.9	206.6
Sacked/Yards Lost	33/246	43/339
Gross Yards Passing	2929	3438
Att./Completions	440/236	520/273
Completion Pct.	53.6	52.5
Hd Intercepted	18	21

PUNTS/AVERAGE	PATS	OPP
Total	89/37.6	77/38.1
NET PUNTING YARDS	30.5	33.8
PENALTIES/YARDS	64/506	110/846
FUMBLES/BALLS LOST	36/13	42/21
TOUCHDOWNS	39	34
Rushing	12	13
Passing	22	17
Returns	5	4

SCORE BY PERIODS	1	2	3	4	OT	TOTAL
Patriots	76	111	72	61	0	320
Opponents	39	68	71	106	9	293

SCORING	TD	Ru	Pa	RT	PAT	FG	S	TP
Franklin	0	0	0	37/38	15/26	0	82	0
Collins	6	3	0	0	0	0	36	0
Fryar	5	0	5	0	0	0	30	0
Dupard	3	3	0	0	0	0	18	0
Jones	3	0	3	0	0	0	18	0
Morgan	3	0	3	0	0	0	18	0
Starring	3	0	3	0	0	0	18	0
Baty	2	0	2	0	0	0	12	0
Grogan	2	2	0	0	0	0	12	0
Linne	2	0	2	0	0	0	12	0
Lippett	2	0	2	0	0	0	12	0
Scott	2	0	1	1	0	0	12	0
Bleier	1	1	0	0	0	0	6	0
Clayborn	1	0	1	0	0	0	6	0
LeBlanc	1	1	0	0	0	0	6	0
Ramsey	1	1	0	0	0	0	6	0
Tippett	1	0	1	0	0	0	6	0
Woods	1	0	0	0	0	0	6	0
Schubert	0	0	0	1/1	1/2	0	4	0
Patriots	39	12	22	5	38/39	16/28	0	320
Opponents	34	13	17	4	33/33	18/27	1	293

RUSHING	NO	YDS	AVG	LG	TD
Collins	147	474	3.2	19	3
Dupard	94	318	3.4	49	3
Tatupu	79	248	3.1	19	0
Perryman	41	187	4.6	48	0
LeBlanc	49	170	3.5	42	1
Ramsey	13	75	5.8	19	1
Fryar	9	52	5.8	16	0
Hansen	16	44	2.8	7	0
Davis	9	43	4.8	27	0
Flutie	6	43	7.2	13	0
Grogan	20	37	1.9	8	2
Eason	3	25	8.3	13	0
C. McSwain	9	23	2.6	9	0
Woods	4	20	5.0	13	1
Starring	2	13	6.5	10	0
C. James	4	10	2.5	5	0
Camarillo	1	0	0.0	0	0
Bleier	5	-5	-1.0	1t	1
Whitten	2	-6	-3.0	-2	0
Patriots	513	1771	3.5	49	12
Opponents	490	1778	3.6	60t	13

RECEIVING	NO	YDS	AVG	LG	TD
Collins	44	347	7.9	29	3
Morgan	40	672	16.8	45	3
Fryar	31	467	15.1	40	5
Jones	25	388	15.5	29	3
Starring	17	289	17.0	34t	3
Baty	15	138	9.2	22	2
Tatupu	15	136	9.1	23	0
Dawson	12	81	6.8	14	0
Linne	11	158	14.4	30	2
Scott	5	35	7.0	15	1
Coffey	3	66	22.0	35	0
Gabois	3	51	17.0	20	0
D. Williams	3	30	10.0	12	0
Perryman	3	13	4.3	7	0
Dupard	3	1	0.3	2	0
Frain	2	-22	-11.0	11	0
LeBlanc	2	3	1.5	3	0
Hansen	1	-22	-22.0	22	0
Pickering	1	10	10.0	10	0
Patriots	236	2929	12.4	45	22
Opponents	273	3438	12.6	61t	17

INTERCEPTIONS	NO	YDS	AVG	LG	TD
Marion	4	53	13.3	25	0
Lippett	3	103	34.3	45t	2
Clayborn	2	24	12.0	24	0
E. Gibson	2	17	8.5	17	0
Bowman	2	3	1.5	3	0
E. Williams	1	51	51.0	51	0
R. James	1	27	27.0	27	0
C. McSwain	1	17	17.0	17	0
Shegog	1	7	7.0	7	0
Holmes	1	4	4.0	4	0
Rembert	1	1	1.0	1	0
P. Williams	1	0	0.0	0	0
Peterson	1	0	0.0	0	0
Patriots	21	307	14.6	51	2
Opponents	18	160	8.9	38	2

PUNTING	NO	YDS	AVG	LG	TB	IN20	BLK
Camarillo	62	2489	40.1	8	14	73	1
Herline	25	861	34.3	4	1	50	1
Patriots	89	3350	37.6	12	15	73	2
Opponents	77	2937	38.1	6	25	62	2

PUNT RETURNS	NO	FC	YDS	AVG	LG	TD
Fryar	18	12	174	9.7	36	0
Linne	5	2	22	4.4	16	0
Marion	1	2	0	0.0	0	0
Starring	1	1	17	17.0	17	0
Patriots	25	17	213	8.5	36	0
Opponents	41	11	397	9.7	34	0

PASSING	ATT	CMP	YARDS	CMP%	YDS/ATT	TD	INT%	INT	INT%	LG	SK/YDS	RATING
Grogan	161	93	1183	57.8	7.34	10	6.2	9	5.6	40	7/55	78.2
Ramsey	134	71	898	53.0	6.70	6	4.5	6	4.5	40	14/90	70.4
Eason	79	42	453	53.2	5.73	3	3.8	2	2.5	45	8/70	72.4
Bleier	39	14	181	35.9	4.64	1	2.6	3	2.6	35	3/28	49.2
Flutie	25	15	199	60.0	7.96	1	4.0	0	0.0	30	0/0	98.6
Jones	1	0	0	0.0	0.0	0	0.0	0	0.0	0	0/0	39.6
Tatupu	1	1	15	100.0	15.0	1	100.0	0	0.0	15t	0/0	158.3
Patriots	440	236	2929	53.6	6.65	22	5.0	18	4.1	45	33/246	74.1
Opponents	520	273	3438	52.5	6.61	17	3.3	21	4.0	61t	43/339	67.5

SACKS: Tippett 12.5, Veris 7.0, B. Williams 5.0, T. Williams 4.5, Rembert 2.0, Reynolds 2.0, Sims 1.5, Blackmon 1.0, Hodge 1.0, Lippett, 1.0, Mangiero 1.0, McCabe 1.0, McGrew 1.0, Wichard 1.0, Wilburn 1.0, Bowman, 0.5. Team, 43.0, Opponents, 33.0.

FIELD GOALS	1-9	20-29	30-39	40-49	50+
Franklin	0/0	5/5	6/11	3/7	1/3
Schubert	0/0	1/1	0/0	0/1	0/0
Patriots	0/0	6/6	6/11	3/8	1/3
Opponents	2/2	7/7	6/9	3/8	0/1

Franklin: (39N,47N) (48N,32G) (1) (1) (52N) (38G,31G,49G) (50G,27G,25G,29G) (50N,46G) (35N,41G) (37N,34G,37N) (43N,21G,

1988 FINAL STATISTICS (9-7)

HEAD COACH: RAYMOND BERRY - TIED SECOND IN AFC EAST - HOME STADIUM: SULLIVAN STADIUM

Date	W/L	Score	Opp.	Att.
9/04	W	28-3	N.Y. Jets	44,027
9/11	L	6-36	at Minnesota	55,545
9/18	L	14-16	Buffalo	55,945
9/25	L	6-31	at Houston	38,646
10/02	W	21-17	Indianapolis	58,050
10/09	L	3-45	at Green Bay*	51,932
10/16	W	27-21	Cincinnati	59,969
10/23	L	20-23	at Buffalo	76,824
10/30	W	30-7	Chicago	60,821
11/06	W	21-10	Miami	60,840
11/13	W	14-13	at N.Y. Jets	48,358
11/20	W	6-3	at Miami	53,526
11/27	L	21-24	at Indianapolis	58,157
12/04	W	13-7	Seattle	59,068
12/11	W	10-7	Tampa Bay OT	39,889
12/17	L	10-21	at Denver	70,910

*At Milwaukee, Wisc.

TEAM STATISTICS	PATS	OPP
TOTAL FIRST DOWNS	264	272
By Rushing	126	119
By Passing	112	138
By Penalty	26	15
Third Down: Md/Att.	79/219	58/199
Third Down: Eff.	36.1	29.1
Fourth Down: Md/Att.	9/14	9/18
Fourth Down: Eff.	64.2	50.0
TOTAL NET YARDS	4293	4681
Avg. per Game	268.3	292.6
Total Offensive Plays	1000	1000
Avg. per Play	4.3	4.9
NET YARDS RUSHING	2120	2099
Total Rushing Plays	588	496
Avg. per Rush	3.6	4.2
Avg. per Game	132.5	131.2
NET YARDS PASSING	2173	2582
Avg. per Game	135.8	161.4
Sacked/Yards Lost	23/160	29/219
Gross Yards Passing	2333	2801
Att./Completions	389/199	436/234
Completion Pct.	51.2	53.7
Had Intercepted	28	20
PUNTS/AVERAGE	91/38.3	86/42.2
NET PUNTING AVG.	34.1	35.5
PENALTIES/YARDS	87/665	108/858
FUMBLES/BALLS LOST	19/10	29/15
TOUCHDOWNS	31	33
Rushing	17	20
Passing	12	13
Returns	2	0

SCORE BY PERIODS	1	2	3	4	OT	TOTAL
Patriots	49	87	50	61	3	250
Opponents	48	77	57	102	0	284

SCORING	TD	R	Pa	Rt	PAT	FG	S	TP
Perryman	6	6	0	0	0	0	0	36
Staurovsky	0	0	0	14/15	7/11	0	0	35
Garcia	5	0	5	0	0	0	0	30
Stephens	5	4	0	1	0	0	0	30
Allen	0	0	0	11/16	6/13	0	0	29
Morgan	4	0	4	0	0	0	0	24
Dawson	2	0	2	0	0	0	0	12
Dupard	2	2	0	0	0	0	0	12
Tatupu	2	2	0	0	0	0	0	12
Flutie	1	1	0	0	0	0	0	6
Grogan	1	1	0	0	0	0	0	6
C. James	1	1	0	0	0	0	0	6
Jones	1	0	1	0	0	0	0	6
Martin	1	0	0	1	0	0	0	6
Patriots	31	17	12	2	25/31	13/24	0	250
Opponents	33	20	13	0	33/33	17/26	1	284

PASSING	ATT	CMP	YARDS	CMP%	YDS/ATT	TD	TD%	INT	INT%	LG	SK/YDS	RATING
Flutie	179	92	1150	51.4	6.42	8	4.5	10	5.6	80t	11/65	63.3
Grogan	140	67	834	47.9	5.95	4	2.9	13	9.3	41t	8/77	37.6
Eason	43	28	249	65.1	5.79	0	0.0	2	4.7	26	2/12	61.1
Ramsey	27	12	100	44.4	3.70	0	0.0	3	11.1	23	2/6	15.0
Patriots	389	199	2333	51.2	5.99	12	3.1	28	7.2	80t	23/160	50.0
Opponents	436	234	2801	53.7	6.42	13	2.9	20	4.6	51t	29/219	64.4

RUSHING	NO	YDS	AVG	LG	TD
Stephens	297	1168	3.9	52	4
Perryman	146	448	3.1	16	6
Flutie	38	179	4.7	16	1
Dupard	52	151	2.9	15	2
Tatupu	22	75	3.4	22	2
Allen	7	40	5.7	12	0
Eason	5	18	3.6	10	0
C. James	4	15	3.8	8t	1
Fryar	6	12	2.0	6	0
Grogan	6	12	2.0	6	1
Ramsey	3	8	2.7	9	0
Feagles	1	0	0.0	0	0
Morgan	1	-6	-6.0	-6	0
Patriots	588	2120	3.6	52	17
Opponents	496	2099	4.2	36	20

RECEIVING	NO	YDS	AVG	LG	TD
Dupard	34	232	6.8	15	0
Fryar	33	490	14.8	80t	5
Morgan	31	502	16.2	32	4
Jones	22	313	14.2	41t	1
Perryman	17	134	7.9	18	0
C. James	14	171	12.2	32	0
Stephens	14	98	7.0	17	0
Francis	11	161	14.6	51	0
Dawson	8	106	13.3	38	2
Tatupu	8	58	7.3	17	0
Martin	4	51	12.8	21	0
Scott	1	8	8.0	8	0
Johnson	1	5	5.0	5	0
Farrell	1	4	4.0	4	0
Patriots	199	2333	11.7	80t	12
Opponents	234	2801	12.0	51t	13

INTERCEPTIONS	NO	YDS	AVG	LG	TD
Clayborn	4	65	16.3	31	0
Marion	4	47	11.8	22	0
R. James	4	30	7.5	22	0
McSwain	2	51	25.5	42	0
Rembert	2	10	5.0	6	0
Jordan	1	31	31.0	31	0
McGrew	1	6	6.0	6	0
Lippett	1	4	4.0	4	0
Bowman	1	0	0.0	0	0
Patriots	20	244	12.2	42	0
Opponents	28	286	10.2	40	0

PUNTING	NO	YDS	AVG	TB	IN20	LG	BLK
Feagles	91	3482	38.3	8	24	74	0
Patriots	91	3482	38.3	8	24	74	0
Opponents	86	3633	42.2	9	19	70	0

PUNT RETURNS	NO	FC	YDS	AVG	LG	TD
Fryar	38	8	398	10.5	30	0
Bowman	0	1	0	0.0	0	0
Patriots	38	9	398	10.5	30	0
Opponents	37	17	217	5.9	19	0

SACKS: B. Williams 8.0, Tippett 7.0, Jordan 3.0, Rembert 3.0, Goad 2.0, McGrew 2.0, Veris 2.0, Hodge 1.0, Team 1.0. Patriots 29.0, Opponents 23.0.

KICK RETURNS	NO	YDS	AVG	LG	TD
Martin	31	735	23.7	95t	1
Allen	18	391	21.7	30	0
Davis	6	106	17.7	24	0
Fryar	1	3	3.0	3	0
Tatupu	1	13	13.0	13	0
Patriots	57	1248	21.9	95t	1
Opponents	45	888	19.7	51	0

FIELD GOALS	1-19	20-29	30-39	40-49	50+
Staurovsky	0/0	3/4	4/5	0/2	0/0
Garcia	0/0	2/3	1/3	2/5	1/2
Patriots	0/0	5/7	5/8	2/7	1/2
Opponents	0/0	6/7	5/5	5/11	1/3

Garcia: (47W,39G,24G,47G) (50G,23G) () () (31WL) (43G,42WL) (43WR) (25WL,52WL,39B).

Staurovsky: (35G) () () (22G,34G) (43WL,27WL) (34G,22G) (36S,27G) (32G,40WL).

OPPONENTS: (29G) (39G,24G) (38G,44G,41G) (46WL,46WR,49G) (25G,43WL) () (30G,35G,33G) () (51G) (47G,48G) (27G,54WL,50WR,23WL) (28G) (47WR,41WR) (40S) (1).

STARTERS:
OFFENSE: WR Stanley Morgan (14), Cedric Jones (1); LT Danny Villa (14), Trevor Matich (2); LG Sean Farrell (15), Paul Fairchild (1), C Mike Baab (12), T. Matich (4); RG Ron Wooten (15), P Fairchild (1); RT Bruce Armstrong (16); TE Russ Francis (8), Lin Dawson (6), Steve Johnson (1), Willie Scott (1); WR Irving Fryar (14), C. Jones (1); QB Doug Flutie (9), Steve Grogan (4), Tony Eason (2), Tom Ramsey (1); RB John Stephens (14), Reggie Dupard (2); FB Robert Perryman (16); 2 TE Steve Johnson (2).

DEFENSE: LE Brent Williams (14), Milford Hodge (1), Kenneth Sims (1); NT Tim Goad (14), B. Williams (2); RE Garin Veris (9), M. Hodge (6), Edmund Nelson (1); LOLB Andre Tippett (11), Tim Jordan (5); LILB Ed Reynolds (14), Vincent Brown (2); RILB Johnny Rembert (15), V. Brown (1); ROLB Lawrence McGrew (15), Tim Jordan (1); LCB Ronnie Lippett (15), Rod McSwain (1); Raymond Clayborn (16); SS Roland James (15), Jim Bowman (1); FS Fred Marion (16).

1988 Coaching Staff: Don Blackmon, Staff Assistant, Jim Carr, Defensive Backfield, Bobby Grier, Offensive Backfield, Ray Hamilton, Asst. Defensive Line, Rod Humenuik, Asst. Head Coach/Offensive Line, Harold Jackson, Receivers, Eddie Khayat, Defensive Line, Guy Morris, Asst. Offensive Line, John Polonchek, QBs/Special Asst. to Head Coach, Dante Scarneckchia, Special Teams/TE's, Don Shinnick, Linebackers, Jerry Simmons, Strength/Conditioning, Les Steckel, Quarterbacks/Receivers.

Pro Bowl (3): RB John Stephens (1), LB Andre Tippett (5), LB Johnny Rembert (1).

1989 FINAL STATISTICS (5-11)

HEAD COACH: RAYMOND BERRY • FOURTH IN AFC EAST • HOME STADIUM: SULLIVAN STADIUM

Date	W/L	Score	Opp.	Att.	RUSHING	NO	YDS	AVG	LG	TD	KICK RETURNS	NO	YDS	AVG	LG	TD	
9/10	W	27-24	at N.Y. Jets	64,541	Stephens	244	833	3.4	35t	7	Martin	24	584	24.3	38	0	
9/17	L	10-24	Miami	57,043	Perryman	150	562	3.7	18	2	Tucker	13	270	20.8	37	0	
9/24	L	3-24	Seattle	48,025	Flutie	16	87	5.4	22	0	Rice	11	242	22.0	46	0	
10/01	L	10-31	at Buffalo	78,921	Dupard	25	63	2.5	10	1	Allen	6	124	20.7	29	0	
10/08	W	23-13	Houston	59,828	Allen	11	51	4.6	18	1	Taylor	3	52	17.3	22	0	
10/15	L	15-16	at Atlanta	39,697	Wilson	7	42	6.0	11	0	Wonsley	3	69	23.0	40	0	
10/22	L	20-37	at San Francisco	70,000	Tatupu	11	38	3.5	20	0	Egu	2	26	13.0	22	0	
10/29	W	23-20	at Indianapolis	59,356	Egu	3	20	6.7	15t	1	Hodge	2	19	9.5	11	0	
11/05	L	26-27	N.Y. Jets	53,366	Martin	2	20	10.0	13	0	Timpspon	2	13	6.5	13	0	
11/12	L	24-28	New Orleans	47,680	Grogan	9	19	2.1	7	0	Fryar	1	47	47.0	47	0	
11/19	W	33-24	Buffalo	49,663	Fryar	2	15	7.5	11	0	Rehder	1	14	14.0	14	0	
11/26	L	21-24	at L.A. Raiders	38,747	C. Jones	1	3	3.0	3	0	Tatupu	1	2	2.0	2	0	
12/03	W	22-16	Indianapolis	32,234	Eason	2	-2	-1.0	0	0	Patriots	69	1462	21.2	47	0	
12/10	L	10-31	at Miami	55,913	Wonsley	2	-2	-1.0	0	0	Opponents	61	1199	19.7	60	0	
12/17	L	10-28	at Pittsburgh	26,594	Patriots	485	1749	3.6	35t	12							
12/24	L	20-24	L.A. Rams	37,940	Opponents	495	1978	4.0	58t	19							

SACKS: B. Williams 8.0, Jeter 7.0, McGrew 4.5, Brown 4.0, Sims 3.0, Rembert 2.5, Goad 1.0, Team 1.0. Patriots 31.0, Opponents 34.0.

FIELD GOALS	1-19	20-29	30-39	40-49	50+
Davis	0/0	3/3	6/9	5/9	2/2
Staurovsky	0/0	4/4	5/7	4/5	1/1
Patriots	0/0	7/7	16/16	9/14	3/3
Opponents	3/3	6/7	8/10	2/4	0/2

Davis: () (40WR,28G) (35G) (35G,37UL) (30G, 45S,34G,43G) (52G,32G,32G) (49G,21G) (47G, 38WR,48G,46WR,51G) (47G,43WR,26G,39S).

Staurovsky: (44G) (34G,24G,34G,38G) () (40WR,44G,37G,34S,24G,50G,23G) (36G) (20G,37NG) (44G,48G).

OPPONENTS: (40G) (31G) (23G) (36G) (46G,22G) (30G,30G,40W,22G) (33R,23G,45H) (32G,39G) (18G,23G) () (24WR,31G) (45WL,32G) (18) (23) (1) (19G, 50S,50WL).

STARTERS:

OFFENSE: WR Stanley Morgan (10), Hart Lee Dykes (6); LT Danny Villa (13), David Viana (3); LG Sean Farrell (15), D. Villa (1); C Mike Baab (16); RG Paul Fairchild (15), D. Villa (1); RT Bruce Armstrong (16); TE Lin Dawson (13), Eric Sievers (3); WR Cedric Jones (1), Irving Fryar (4), Sammy Martin (1); QB Steve Grogan (6), Tony Eason (3), Marc Wilson (3), Doug Flutie (3); RB John Stephens (12), Reggie Dupard (2); FB Robert Perryman (14); 3rd WR I. Fryar (1), C. Jones (1); 2nd TE E. Sievers (2).

DEFENSE: LE Ken Sims (15), Milford Hodge (1); NT Tim Goad (16); RE Brent Williams (16); LOLB Johnny Rembert (8), Jim Jordan (4) Vincent Brown (2), Bruce Scholtz (2); LILB Ed Reynolds (16) RILB V. Brown (8), J. Rembert (8); ROLB Lawrence McGrew (16); LCB Maurice Hurst (14), Rod McSwain (2); RCB Raymond Clayborn (14), R. McSwain (2); SS Roland James (14), Jim Bowman (2); FS Fred Marion (16).

1989 Coaching Staff: Don Blackmon, Linebackers, Jim Carr, Defensive Backfield, Bobby Grier, Offensive Backfield, Ray Hamilton, Asst. Defensive Line, Harold Jackson, Receivers, Eddie Khayat, Defensive Line, Guy Morris, Asst. Offensive Line, John Polonchek, QBs/Special Asst. to Head Coach, Keith Rowan, Special Teams, Don Shinnick, Linebackers, Jerry Simmons, Strength/Conditioning, Richard Wood, Receivers.

Pro Bowl (1): LB Johnny Rembert (2).

TEAM STATISTICS	PATS	OPP
TOTAL FIRST DOWNS	335	297
By Rushing	114	110
By Passing	87	176
By Penalty	34	11
Third Down: Md/Att.	92/240	72/199
Third Down: Eff.	38.3	36.2
Fourth Down: Md/Att.	10/29	5/12
Fourth Down: Eff.	34.5	41.7
TOTAL NET YARDS	5456	5644
Avg. per Game	341.0	352.8
Total Offensive Plays	1129	975
Avg. per Play	4.8	5.8
NET YARDS RUSHING	1749	1978
Total Rushing Plays	485	495
Avg. per Rush	3.6	4.0
Avg. per Game	109.3	123.6
NET YARDS PASSING	3707	3666
Avg. per Game	231.7	229.1
Sacked/Yards Lost	34/265	31/239
Gross Yards Passing	3972	3905
Att./Completions	610/302	449/259
Completion Pct.	49.5	57.7
Had Intercepted	27	16
PUNTS/AVERAGE	64/37.4	81/42.1
NET PUNTING YARDS	31.3	35.2
PENALTIES/YARDS	63/509	111/954
FUMBLES/BALLS LOST	26/12	22/12
TOUCHDOWNS	30	48
Rushing	12	19
Passing	17	27
Returns	1	2

SCORE BY PERIODS	1	2	3	4	OT	TOTAL
Patriots	47	66	71	110	3	297
Opponents	82	144	58	107	0	391

SCORING	TD	Ru	Pa	Rt	PAT	FG	S	TP
Davis	0	0	0	13/16	16/23	0	61	
Staurovsky	0	0	0	14/14	14/17	0	56	
Stephens	7	7	0	0	0	0	42	
C. Jones	6	0	6	0	0	0	36	
Dykes	5	0	0	0	0	0	30	
Fryar	3	0	3	0	0	0	18	
Morgan	3	0	3	0	0	0	18	
Perryman	2	2	0	0	0	0	12	
Allen	1	1	0	0	0	0	6	
Dupard	1	1	0	0	0	0	6	
Egu	1	1	0	0	0	0	6	
Hurst	1	0	1	0	0	0	6	
Patriots	30	12	17	1	27/30	30/40	0	297
Opponents	48	19	27	2	46/48	19/26	0	391

PASSING	ATT	CMP	YARDS	CMP%	YDS/ATT	TD	TD%	INT	INT%	LG	SK/YDS	RATING
Grogan	261	133	1697	51.0	6.50	9	3.4	14	5.4	55t	8/64	60.8
Wilson	150	75	1006	50.0	6.71	3	2.0	5	3.3	65t	10/71	64.5
Eason	105	57	761	54.3	7.25	3	2.9	4	3.8	45	10/78	71.2
Flutie	91	36	493	39.6	5.42	2	2.2	4	4.4	36	6/52	46.6
Feagles	2	0	0	0.0	0.0	0	0.0	0	0.0	0	0/0	39.6
Tatupu	1	1	15	100.0	15.00	0	0.0	0	0.0	15	0/0	147.9
Patriots	610	302	3972	49.5	6.51	17	2.8	27	4.4	65t	34/265	61.3
Opponents	449	259	3905	57.7	8.70	27	6.0	16	3.6	74t	31/239	91.6

RESULTS

1990 FINAL STATISTICS (1-15)

HEAD COACH: ROD RUST • FIFTH IN AFC EAST • HOME STADIUM: FOXBORO STADIUM

Date	W/L	Score	Opp.	Att.	RUSHING	NO	YDS	AVG	LG	TD
9/09	L	24-27	Miami	45,305	Stephens	212	808	3.8	26	2
9/16	W	16-14	at Indianapolis	49,256	Allen	63	237	3.8	29	1
9/23	L	7-41	at Cincinnati	56,470	Adams	28	111	4.0	13	0
10/07	L	13-37	N.Y. Jets	36,724	Perryman	32	97	3.0	13	1
10/14	L	20-33	Seattle	39,735	Hodson	12	79	6.6	23	0
10/14			BYE Week		Tatupu	16	56	3.5	15	0
10/18	L	10-17	at Miami	62,630	Overton	5	8	1.6	6	0
10/28	L	10-27	Buffalo	51,959	Wilson	5	7	1.4	6	0
11/04	L	20-48	at Philadelphia	65,514	Morris	2	4	2.0	3	0
11/11	L	10-13	Indianapolis	28,924	Gannon	1	0	0.0	0	0
11/18	L	0-14	at Buffalo	74,720	Hansen	1	0	0.0	0	0
11/25	L	14-34	at Phoenix	30,110	Fryar	2	-4	-2.0	-1	0
12/02	L	7-37	Kansas City	26,280	Grogan	4	-5	-1.3	0	0
12/09	L	3-24	at Pittsburgh	48,354	Patriots	383	1398	3.7	29	4
12/15	L	10-25	Washington	22,286	Opponents	565	2676	4.7	80	29
12/23	L	7-42	at N.Y. Jets	30,250						
12/30	L	10-13	N.Y. Giants	60,410						

TEAM STATISTICS	PATS	OPP
TOTAL FIRST DOWNS	239	307
By Rushing	65	151
By Passing	156	139
By Penalty	18	17
Third Down: Md/Att.	86/227	84/192
Third Down: Eff.	37.9	43.8
Fourth Down: Md/Att.	2/12	7/13
Fourth Down: Eff.	16.7	53.8

POSSESSION AVG.	28:21	31:39
TOTAL NET YARDS	4163	5697
Avg. per Game	260.2	356.1
Total Offensive Plays	955	972
Avg. per Play	4.4	5.9

NET YARDS RUSHING	1398	2676
Total Rushing Plays	383	565
Avg. per game	87.4	167.3

NET YARDS PASSING	2765	3021
Avg. per Game	172.8	188.8
Sacked/Yards Lost	58/443	33/224
Gross Yards Passing	3208	3245
Att./Completions	514/274	374/218
Completion Pct.	53.3	58.3
Had Intercepted	20	14

PUNTS/AVERAGE	92/40.8	56/40.8
NET PUNTING AVG.	33.6	36.6
PENALTIES/YARDS	99/742	73/488
FUMBLES/BALLS LOST	33/16	25/18

TOUCHDOWNS	19	52
Rushing	4	29
Passing	4	21
Returns	1	2

SCORE BY PERIODS	1	2	3	4	OT TOTAL	
Patriots	30	81	30	40	0	181
Opponents	120	128	88	110	0	446

SCORING	TD	R	Pa	Rt	PAT	FG	S	TP
Staurovsky	0	0	0	0	19/19	16/22	0	67
Cook	5	0	5	0	0	0	0	30
Fryar	4	0	4	0	0	0	0	24
Stephens	3	2	1	0	0	0	0	18
Dykes	2	0	2	0	0	0	0	12
Adams	1	0	1	0	0	0	0	6
Allen	1	0	1	0	0	0	0	6
Martin	1	0	1	0	0	0	0	6
Perryman	1	1	0	0	0	0	0	6
B. Williams	1	0	0	1	0	0	0	6
Patriots	19	4	14	1	19/19	16/22	0	181
Opponents	54	29	21	2	51/52	27/31	1	446

PASSING	ATT	CMP	YARDS	CMP%	YDS/ATT	TD	TD%	INT	INT%	LG	SK/YDS	RATING
Wilson	265	139	1625	52.5	6.13	6	2.3	11	4.2	36	29/228	61.6
Hodson	156	85	968	54.5	6.21	4	2.6	5	3.2	56	20/147	68.5
Grogan	92	50	615	54.3	6.68	4	4.3	3	3.3	48	9/68	76.1
Stephens	1	0	0	0.0	0.00	0	0.0	1	100.0	0	0/0	0.0
Patriots	514	274	3208	53.3	6.24	14	2.7	20	3.9	56	58/443	65.4
Opponents	374	218	3245	58.3	8.68	21	5.6	14	3.7	86	33/224	59.9

RECEIVING	NO	YDS	AVG	LG	TD
Fryar	54	856	15.9	56	4
Cook	51	455	8.9	35	5
Dykes	34	549	16.1	35	2
Stephens	28	196	7.0	43	1
McMurtry	22	240	10.9	26	0
Jones	21	301	14.3	26	0
Adams	16	146	9.1	28	1
Perryman	15	88	5.9	15	0
Sievers	8	77	9.6	25	0
Mowatt	6	67	11.2	16	0
Allen	6	48	8.0	19	0
Timson	5	91	18.2	42	0
Martin	4	65	16.3	19	1
Overton	2	19	9.5	15	0
Tatupu	2	10	5.0	6	0
Patriots	274	3208	11.7	56	14
Opponents	218	3245	14.9	86	21

INTERCEPTIONS	NO	YDS	AVG	LG	TD
Lippett	4	94	23.5	73	0
Hurst	4	61	15.3	36	0
Marion	4	17	4.3	16	0
Rembert	2	22	11.0	11	0
Patriots	14	194	13.9	73	0
Opponents	20	143	7.2	42	0

PUNTING	NO	YDS	AVG	NET	TB	IN20	LG	BLK
Hansen	90	3752	41.7	33.6	8	18	69	2
Patriots	92	3752	40.8	33.6	8	18	69	2
Opponents	56	2282	40.8	36.6	5	17	70	1

PUNT RETURNS	NO	YDS	AVG	LG	TD
Martin	25	515	20.6	38	0
Allen	11	168	15.3	34	0
Morris	11	202	18.4	22	0
Robinson	11	211	19.2	27	0
Overton	10	188	18.8	23	0
Timson	3	62	20.7	26	0
P.Coleman	2	18	9.0	12	0
Jones	2	24	12.0	13	0
Adams	1	7	7.0	7	0
McSwain	1	0	0.0	0	0
Patriots	77	1395	18.1	38	0
Opponents	38	665	17.5	38	0

KICK RETURNS	NO	YDS	AVG	LG	TD
Martin	25	515	20.6	38	0
Allen	11	168	15.3	34	0
Morris	11	202	18.4	22	0
Robinson	11	211	19.2	27	0
Overton	10	188	18.8	23	0
Timson	3	62	20.7	26	0
P.Coleman	2	18	9.0	12	0
Jones	2	24	12.0	13	0
Adams	1	7	7.0	7	0
McSwain	1	0	0.0	0	0
Patriots	77	1395	18.1	38	0
Opponents	38	665	17.5	38	0

SACKS: Williams, B. 6.0, Tippett 3.5, Hobby 3.0, Singleton, 3.0, Agnew 2.5, Brown 2.5, Goad 2.5, McSwain 2.0, Veris 2.0, Williams, E. 2.0, Smith 1.5, Rembert 1.0, Reynolds 1.0, Gannon 0.5. Patriots 33.0, Opponents 58.0.

FIELD GOALS	1-19	20-29	30-39	40-49	50+
Staurovsky	1/1	3/3	3/3	8/11	1/4
Patriots	1/1	3/3	3/3	8/11	1/4
Opponents	4/4	6/6	9/10	6/7	2/4

Staurovsky: (426.575) (49WL,396.276,256) () (466, 406) (536,486) (416.52NG) (32G) (39G,49NG,44G) (29G) () () () (49G) (42G) (50WL) (19G,42WL).

OPPONENTS: (31G,37G) () (466,236) (246,186,466) (31G,196,55WR) (47G) (356,35G) (27G,34G) (54G,38G) (30WL) (50NG,29G,50G) (19G,32G,45G) (42G) (19G,38G,26G) (1) (44G,41WL,27G).

STARTERS:
OFFENSE: WR Irving Fryar (15), Cedric Jones (1); LT Bruce Armstrong (16); LG Chris Gambol (14), David Douglas (2); C Danny Villa (8), Gene Chilton (3), D. Douglas (3), Paul Fairchild (2); RG Damian Johnson (16); RT D. Villa (8), David Viaeana (4), Stan Clayton (3), C. Gambol (1); TE Marv Cook (16); WR Hart Lee Dykes (10), Greg McMurtry (5), C. Jones (1); QB Tommy Hodson (6), Marc Wilson (6), Steve Grogan (4); RB John Stephens (14), George Adams (1), Marvin Allen (1); FB Robert Perryman (7), G. Adams (6), M. Allen (2), 2nd TE Eric Sievers (1).

DEFENSE: LE Brent Williams (15), Marion Hobby (1); NT Tim Goad (16), RE Ray Agnew (9), M. Hobby (3), Garin Veris (2), Chris Gannon (2); LOLB Andre Tippett (7), Win-cent Brown (6), Chris Singleton (1), Richard Tarlts (1), Ed Williams (1); LILB Richard Harvey (8), Johnny Rembert (5), V. Brown (3); RILB E. Reynolds (12), V. Brown (2), B. Williams (1), M. Hobby (1); ROLB A. Tippett (6), V. Brown (3), C. Singleton (3), E. Williams (2), R. Harvey (1), Ila Jarostchuk (1); LCB Ronnie Lippett (16); RCB Maurice Hurst (16); RD McSwain (12), Roland James (4); FS Fred Marion (16).

1990 Coaching Staff: Don Blackmon, Linebackers, Steve Crosby, Special Teams/Tight Ends, Bobby Grier, Offensive Backfield, Rod Humenuik, Offensive Line, Dale Lindsey, Defensive Line, Steve Nelson, Linebackers, John Polonchek, OLBs/Special Asst. to Head Coach, Jimmy Raye, Offensive Coordinator/ Quarterbacks, Jerry Simmons, Strength/Conditioning, Charlie Summer, Defensive Coordinator/ Secondary, Richard Wood, Receivers.

Pro Bowl (1): T Bruce Armstrong (1).

1991 FINAL STATISTICS (6-10)

HEAD COACH: DICK MACPHERSON • FOURTH IN AFC EAST • HOME STADIUM: FOXBORO STADIUM

Date	W/L	Score	Opp.	Att.
9/01	W	16-7	at Indianapolis	49,961
9/08	L	0-20	Cleveland	35,377
9/15	L	6-20	at Pittsburgh	53,703
9/22	W	24-20	Houston	30,702
9/29	L	10-24	at Phoenix	26,043
10/06	L	10-20	Miami	49,749
10/13			BYE Week	
10/20	W	26-23	Minnesota OT	45,367
10/27	L	6-9	Denver	43,994
11/03	L	17-22	at Buffalo	78,278
11/10	L	20-30	at Miami	56,065
11/17	L	21-28	N.Y. Jets	30,743
11/24	W	16-13	Buffalo	47,053
12/01	L	3-20	at Denver	67,116
12/08	W	23-17	Indianapolis OT	20,131
12/15	W	6-3	at N.Y. Jets	55,689
12/22	L	7-29	at Cincinnati	46,394

TEAM STATISTICS		PATS	OPP
TOTAL FIRST DOWNS		259	312
By Rushing	93	94	
By Passing	155	199	
By Penalty	11	19	
Third Down: Md/Att.	72/213	95/228	
Third Down: Eff.	33.8	41.7	
Fourth Down: Md/Att.	6/13	4/14	
Fourth Down: Eff.	46.2	28.6	
POSSESSION AVG.		29:27	30:33
TOTAL NET YARDS		4473	5431
Avg. per Game	279.6	339.4	
Total Offensive Plays	977	1050	
Avg. per Play	4.4	5.9	
NET YARDS RUSHING		1467	1579
Total Rushing Plays	433	460	
Avg. per Game	91.7	98.7	
NET YARDS PASSING		3006	3852
Avg. per Game	187.9	240.8	
Sacked/Yards Lost	63/436	25/183	
Gross Yards Passing	3442	4035	
Att./Completions	481/284	565/335	
Completion Pct.	59.0	59.3	
Had Intercepted	22	12	
PUNTS/AVERAGE		82/39.0	69/42.2
NET PUNTING AVG.		34.6	36.2
PENALTIES/YARDS		97/667	83/608
FUMBLES/BALLS LOST		22/30	31/19
TOUCHDOWNS		32	31
Rushing	9	5	
Passing	11	25	
Returns	2	1	

SCORE BY PERIODS					
	1	2	3	4	OT TOTAL
Patriots	40	55	23	84	9 211
Opponents	53	122	32	98	0 305

SCORING								
	TD	Ru	Pa	RT	PAT	FG	S	TP
Staurovsky	0	0	0	0	10/11	13/19	0	49
Baumann	0	0	0	0	9/10	7/10	0	30
Russell	4	4	0	0	0	0	0	24
Cook	3	0	3	0	0	0	0	18
Fryar	3	0	3	0	0	0	0	18
Vaughn	3	2	0	1	0	0	0	18
McMurtry	2	0	2	0	0	0	0	12
Stephens	2	2	0	0	0	0	0	12
Timpson	2	0	2	0	0	0	0	12
Childress	1	0	0	1	0	0	0	6
Coates	1	0	1	0	0	0	0	6
Millen	1	1	0	0	0	0	0	6
Patriots	22	9	11	2	19/21	20/29	0	211
Opponents	31	5	25	1	13/31	29/42	1	1305

RUSHING										
	NO	YDS	AVG	LG	TD					
Russell	266	959	3.6	24	4					
Stephens	63	163	2.6	13	2					
Vaughn	31	146	4.7	23	2					
Millen	31	92	3.0	14	1					
Hunter	18	53	2.9	9	0					
Allen	13	50	3.8	11	0					
Fryar	2	11	5.5	9	0					
Adams	2	3	1.5	2	0					
Chilton	1	0	0.0	0	0					
Hodson	4	0	0.0	0	0					
Timpson	1	-4	-4.0	-4	0					
Coates	1	-6	-6.0	-6	0					
Patriots	383	1398	3.7	29	4					
Opponents	460	1598	3.4	37	5					

RECEIVING										
	NO	YDS	AVG	LG	TD					
Cook	82	808	9.9	49	3					
Fryar	68	1,014	14.9	56t	3					
McMurtry	41	614	15.0	40	2					
Timpson	25	471	18.8	60t	2					
Russell	18	81	4.5	18	0					
Stephens	16	119	7.4	24	0					
Hunter	11	97	8.8	25	0					
Coates	10	95	9.5	17	1					
Vaughn	9	89	9.9	32	0					
Carpenter	3	45	15.0	23	0					
Allen	1	9	9.0	9	0					
Patriots	284	3442	12.1	60t	11					
Opponents	335	4035	12.0	65t	25					

INTERCEPTIONS										
	NO	YDS	AVG	LG	TD					
Hurst	3	21	7.0	21	0					
Marion	2	33	16.5	33	0					
Lippett	2	27	13.5	27	0					
Henderson	2	2	1.0	2	0					
Washington	2	0	0.0	0	0					
Tippett	1	10	10.0	10	0					
Patriots	12	93	7.8	33	0					
Opponents	22	154	7.0	27	0					

PUNTING										
	NO	YDS	AVG	NET	TB	IN20	LG	BLK		
McCarthy	66	2650	40.2	35.7	3	17	93	2		
Wagner	14	548	39.1	29.1	0	0	54	0		
Patriots	82	3198	39.0	34.6	3	17	93	2		
Opponents	69	2909	42.2	36.2	10	16	71	0		

PUNT RETURNS										
	NO	FC	YDS	AVG	LG	TD				
Henderson	27	10	201	7.4	39	0				
Fryar	2	4	10	5.0	10	0				
Pool	1	0	0	0.0	0	0				
Zackery	1	0	0	0.0	0	0				
Patriots	31	14	211	6.8	39	0				
Opponents	37	20	303	8.2	40	1				

KICK RETURNS										
	NO	YDS	AVG	LG	TD					
Vaughn	34	717	21.1	99t	1					
Allen	8	161	20.1	31	0					
Martin	8	178	22.3	26	0					
Hobby	2	0	0.0	0	0					
Timpson	2	37	18.5	21	0					
Coates	1	6	6.0	6	0					
Rakoczy	1	9	9.0	9	0					
Rembert	0	0	0.0	0	0					
Patriots	56	1108	19.8	99t	1					
Opponents	51	850	16.7	49	0					

SACKS: Tippett 8.5, Veris 4.0, B. Williams 3.5, Brown 3.0, Agnew 2.0, Hobby 2.0, Howard 1.0, Singleton 1.0. Patriots, 25.0, Opponents, 63.0.

FIELD GOALS					
	1-19	20-29	30-39	40-49	50+
Staurovsky	1/1	2/3	9/12	1/3	0/0
Baumann	0/0	2/2	1/3	4/4	0/1
Patriots	1/1	4/5	10/15	5/7	0/1
Opponents	2/2	12/14	7/7	8/17	0/2

Staurovsky: (35G,39G,36G) () (45N,33G,28G) (33G) (38N,39G) (37G) (38G,36N,42G) (20G,17G,25N) (46N,36G,35N).

Baumann: (44G,37G) (39N) (51B,46G,32N) (23G) (24G) (45G,41G) ().

OPPENENTS: (44WL,52WR,42WL,48B) (30G,32G) (49G,32G) (28G,38G) (42N,47G) (47G,58N,25G) (23G,32G,47N,23G) (35G,18G,47N,34G) (19G,47N,21G,42G) (21G,42G,49N,44G) () (23G,29G) (20G,24G) (43N,40G)(23N,23G,27N) (49G,25G).

STARTERS:
OFFENSE: WR Irving Fryar (15), Rob Carpenter (1); LT Bruce Armstrong (16); LG Elbert Crawford (16); C Gene Chilton (16); RG Danny Villa (10), Jon Melander (3), Gregg Rakoczy (2), Freddie Childress (1); RT Pat Harlow (16); TE Marv Cook (16); WR Greg McMurtry (12), Michael Timpson (2), Jon Vaughn (1); QB Hugh Millen (13), Tommy Hodson (3); RB Leonard Russell (15), John Stephens (1); FB Ivy Joe Hunter (11), J. Stephens (2); George Adams (1), J. Vaughn (1); 2nd TE Ben Coates (2).

DEFENSE: LE Ray Agnew (9), Garin Veris (3), Brent Williams (3), Marion Hobby (1); NT Tim Goad (15), Fred Smerlas (1); RE B. Williams (13), R. Agnew (1), Sean Smith (1), G. Veris (1); LOLB Andre Tippett (16); LILB Eugene Lockhart (13), RilB Vincent Brown (16); ROLB Chris Singleton (11), David Howard (5); LCB Ronnie Lippett (13), Tim Gordon (1), Jerome Henderson (1), Mickey Washington (1); RCB Maurice Hurst (14), M. Washington (2); SS Harry Colon, T. Gordon (1), M. Washington (1); FS Fred Marion (11), T. Gordon (5); 5th DB David Pool (3).

1991 Coaching Staff: Joel Collier Asst. Running Backs/Receivers, Joe Collier, Defensive Coordinator, Dick Coury, Offensive Coordinator, Ivan Fears, Wide Receivers, Norm Gerber, Inside Linebackers, Bobby Grier, Offensive Backfield, Rod Humenuik, Offensive Line, Stan Jones, Defensive Line, Myrel Moore, Outside Linebackers, Dante Scarnecchia, Special Teams/TE's, Dave Ulyrus, Asst. Special Teams/Defensive Line, Charlie West, Defensive Backs.

Pro Bowl (2): T Bruce Armstrong (2), TE Marv Cook (1).

PASSING	ATT	CMP	YARDS	CMP%	YDS/ATT	TD	TD%	INT	INT%	LG	SK/YDS	RATING
Millen	409	246	3073	60.1	7.51	9	2.2	18	4.4	60t	54/379	72.5
Hodson	68	36	345	52.9	5.07	1	1.5	4	5.9	32	9/57	47.7
Vaughn	2	1	13	50.0	6.50	1	50.0	0	0.0	13t	0/0	110.4
Fryar	1	0	0	0.0	0.00	0	0	0	0	0	0/0	39.6
McCarthy	1	1	11	100.0	11.0	0	0.0	0	0.0	11	0/0	112.5
Patriots	481	284	3442	59.0	7.16	11	2.3	22	4.6	60t	63/436	69.7
Opponents	565	335	4035	59.3	7.14	25	4.4	12	2.1	65t	25/183	87.1

1992 FINAL STATISTICS (2-14)

HEAD COACH: DICK MACPHERSON • FIFTH IN AFC EAST • HOME STADIUM: FOXBORO STADIUM

Date	W/L	Score	Opp.	Att.
9/06			BYE Week	
9/13	L	0-14	at L.A. Rams	40,402
9/20	L	6-10	Seattle	42,327
9/27	L	7-41	Buffalo	52,527
10/4	L	21-30	at N.Y. Jets	60,108
10/11	L	12-24	San Francisco	54,126
10/18	L	17-38	at Miami	57,282
10/25	L	17-19	Cleveland	32,219
11/01	L	7-16	at Buffalo	78,268
11/08	L	14-31	New Orleans	45,413
11/15	W	37-34	at Indianapolis OT	42,631
11/22	W	24-3	N.Y. Jets	23,642
11/29	L	0-34	at Atlanta	54,494
12/06	L	0-6	Indianapolis	19,429
12/13	L	20-27	at Kansas City	52,208
12/20	L	10-20	at Cincinnati	45,355
12/27	L	13-16	Miami OT	34,726

TOTAL STATISTICS		PATS	OPP
TOTAL FIRST DOWNS		215	292
By Rushing	71	112	
By Passing	130	149	
By Penalty	14	31	
Third Down: Md/Att.	72/223	77/214	
Third Down: Eff.	32.3	36.0	
Fourth Down: Md/Att.	8/19	6/15	
Fourth Down: Eff.	42.1	40.0	

POSSESSION AVG.		PATS	OPP
TOTAL NET YARDS		3584	5048
Avg. per Game	224.0	315.5	
Total Offensive Plays	928	1000	
Avg. per Play	3.9	5.0	

NET YARDS RUSHING		PATS	OPP
Total Rushing Plays		419	521
Avg. per Game	96.6	121.9	

NET YARDS PASSING		PATS	OPP
Avg. per Game		122.1	193.6
Sacked/Yards Lost	65/458	20/114	
Gross Yards Passing	2492	3211	
Att./Completions	444/244	459/258	
Completion Pct.	55.0	56.2	
Had Intercepted	19	14	

PUNTS/AVERAGE		PATS	OPP
NET PUNTING YARD		35.4	35.3
PENALTIES/YARDS		111/1051	90/673
FUMBLES/BALLS LOST		43/26	30/15

TOUCHDOWNS		PATS	OPP
Rushing		6	15
Passing		13	22
Returns		6	3

SCORE BY PERIODS					1	2	3	4	OT	TOTAL
Patriots					61	51	32	58	3	205
Opponents					84	80	88	108	3	363

SCORING											
TD	Ru	Pa	Rt	PAT	FG	S	TP				
Baumann	0	0	0	22/24	11/17	0	55				
Fryar	4	0	0	0	0	0	24				
Coates	3	0	3	0	0	0	18				
Brown	2	0	0	2	0	0	12				
Cook	2	0	2	0	0	0	12				
Russell	2	2	0	0	0	0	12				
Stephens	2	2	0	0	0	0	12				
Turner	2	0	2	0	0	0	12				
Vaughn	2	1	0	1	0	0	12				
Gash	1	1	0	0	0	0	6				
Goad	1	0	0	1	0	0	6				
McMurtry	1	0	1	0	0	0	6				
Pool	1	0	1	0	0	0	6				
Singleton	1	0	1	0	0	0	6				
Timpson	1	0	1	0	0	0	6				
Patriots	25	6	13	6	22/25	11/17	0	205			
Opponents	40	15	22	3	40/40	27/41	1	363			

PASSING	ATT	CMP	YARDS	CMP%	YDS/ATT	TD	TD%	INT	INT%	LG	SK/YDS	RATING
Millen	203	124	1203	61.1	5.93	8	3.9	10	4.9	39	33/204	70.3
Zolak	100	52	561	52.0	5.61	2	2.0	4	4.0	65t	17/137	58.8
Hodson	91	50	496	54.9	5.45	2	2.2	2	2.2	54t	12/96	68.8
Carlson	49	18	232	36.7	4.73	1	2.0	3	6.1	40	3/21	33.7
McMurtry	1	0	0	0.0	0.00	0	0.0	0	0.0	0	0/0	39.6
Patriots	444	244	2492	55.0	5.61	13	2.9	19	4.3	65t	65/458	63.2
Opponents	459	258	3211	56.2	7.00	22	4.8	14	3.1	56	20/114	81.3

RUSHING	NO	YDS	AVG	LG	TD
Vaughn	113	451	4.0	36	1
Russell	123	390	3.2	23	2
Stephens	75	277	3.7	19	2
Lockwood	35	162	4.6	23	0
Millen	17	108	6.4	26	0
Zolak	18	71	3.9	19	0
Turner	10	40	4.0	11	0
Carlson	11	32	2.9	7	0
Hodson	5	11	2.2	5	0
Gash	5	7	1.4	4	1
Fryar	1	6	6.0	6	0
McMurtry	2	3	1.5	2	0
Coates	1	2	2.0	2	0
McCarthy	3	-10	-3.3	0	0
Patriots	419	1550	3.7	36	6
Opponents	521	1951	3.7	53	15

RECEIVING	NO	YDS	AVG	LG	TD
Fryar	55	791	14.4	54t	4
Cook	52	413	7.9	27	2
McMurtry	35	424	12.1	65t	1
Timpson	26	315	12.1	25	1
Stephens	21	161	7.7	32	0
Coates	20	171	8.6	22t	3
Vaughn	13	84	6.5	28	0
Russell	11	24	2.2	12	0
Turner	7	52	7.4	19t	2
Stanley	3	63	21.0	36	0
Hodson	1	-6	-6.0	-6	0
Patriots	244	2492	10.2	65t	13
Opponents	258	3211	12.4	56	22

INTERCEPTIONS	NO	YDS	AVG	LG	TD
Henderson	3	43	14.3	34	0
Hurst	3	29	9.7	27	0
Pool	2	54	27.0	41t	1
Robbins	2	27	13.5	20	0
Singleton	1	82	82.0	82t	1
Brown	1	49	49.0	49t	1
Howard	1	1	1.0	1	0
Smith	1	0	0.0	0	0
Patriots	14	285	20.4	82t	3
Opponents	19	232	12.2	47	0

PUNTING	NO	YDS	AVG	NET	TB	IN20	LG	BLK
McCarthy	103	4212	40.9	35.4	4	18	61	0
Patriots	103	4212	40.9	35.4	4	18	61	0
Opponents	75	3045	40.6	35.3	6	27	59	0

PUNT RETURNS	NO	FC	YDS	AVG	LG	TD
Stanley	28	17	227	8.1	50	0
Timpson	8	2	47	5.9	14	0
Lambert	1	0	0	0.0	0	0
Fryar	0	1	0	0.0	0	0
Patriots	37	20	274	7.4	50	0
Opponents	59	21	484	8.2	53t	1

KICK RETURNS	NO	YDS	AVG	LG	TD
Stanley	29	529	18.2	40	0
Vaughn	20	564	28.2	100t	1
Lockwood	11	233	21.2	36	0
Timpson	2	28	14.0	28	0
Hobby	1	11	11.0	11	0
Turner	1	11	11.0	11	0
Patriots	64	1376	21.5	100t	1
Opponents	45	749	16.6	39	0

SACKS: Tippett 7.0, B. Williams 4.0, Goad 2.5, Agnew 1.0, Edwards 1.0, Howard 1.0, Lambert 1.0, Rembert 1.0, Sabb 1.0, Brown 0.5. Patriots 20.0, Opponents 65.0.

FIELD GOALS	1-19	20-29	30-39	40-49	50+
Baumann	2/2	4/4	3/7	2/4	0/0
Patriots	2/2	4/4	3/7	2/4	0/0
Opponents	0/0	9/10	11/16	6/12	1/3

Baumann: (38N) () () (39N) (246,446) (196,448) (306) () () (366,446,186) (326) (48N) (37N) (38N) (276) (256, 296).

OPPONENTS: (47N,39N,25N) (256,33N) (426,306) (376,406,476) (51N,366) (446) (296,286,216,54N,44N,31N,326) () (366) (35N,42N,486,336) (276) (43N,266,546) (31N,306,486) (306,266) (47N,42N,216,396) (386,236,356).

STARTERS:
OFFENSE: WR Irving Fryar (14), Michael Timpson (2); LT Bruce Armstrong (8), Pat Harlow (8); LG Reggie Redding (14), Calvin Stephens (1), Larry Williams (1); C Gene Chilton (16); RG L. Williams (8), Eugene Chung (6), Gregg Rakoczy (2); RT P. Harlow (8), E. Chung (8); TE Marv Cook (15), Ben Coates (1); WR Greg McMurtry (15); QB Hugh Millen (7), Scott Zolak (4), Tommy Hodson (3), Jeff Carlson (2); RB Leonard Russell (10), Jon Vaughn (5), John Stephens (1); FB J. Stephens (15), Kevin Turner (1); 3rd TE B. Coates (1).

DEFENSE: LE Ray Agnew (14), Tim Edwards (1), Marion Hobby (1); NT Tim Goad (16); RE Brent Williams (15), M. Hobby (1); LOLB Andre Tippett (13), Dwayne Sabb (2), Vincent Brown (1); LILB V. Brown (12), Johnny Rembert (2), David Howard (1), Eugene Lockhart (1); RILB J. Rembert (8), E. Lockhart (7); ROLB D. Howard (9), Chris Singleton (7); LCB David Pool (14), Jerome Henderson (2); RCB Maurice Hurst (16); SS Tim Gordon (7), Reggie Robbins (6), Roger Brown (2); J. Henderson (1); FS R. Robbins (9), J. Henderson (6), R. Brown (1).

1992 Coaching Staff: Joel Collier, Asst. Running Backs/ Receivers, Joe Collier, Defensive Coordinator, Dick Coury, Offensive Coordinator, Ivan Fears, Wide Receivers, Norm Gerber, Inside Linebackers, Bobby Griener, Offensive Backfield, Rod Humenuik, Offensive Line, Stan Jones, Defensive Line, Myrel Moore, Outside Linebackers, Dante Scarneccchia, Special Teams/TE's, Dave Ulyrus, Asst. Special Teams/Defensive Line, Charlie West, Defensive Backs.

Pro Bowl (1): TE Marv Cook (2).

1993 FINAL STATISTICS (5-11)

HEAD COACH: BILL PARCELLS • FOURTH IN AFC EAST • HOME STADIUM: FOXBORO STADIUM

Date	W/L	Score	Opp.	Att.	RUSHING	NO	YDS	AVG	LG	TD
9/05	L	14-38	at Buffalo	79,751	Russell	300	1088	3.6	21	7
9/12	L	16-19	Detroit OT	54,151	Turner	50	231	4.6	49	0
9/19	L	14-17	Seattle	50,392	Croom	60	198	3.3	22	1
9/26	L	7-45	at N.Y. Jets	64,836	Gash	48	149	3.1	14	1
10/03			BYE WEEK		Bledsoe	32	82	2.6	15	0
10/10	W	23-21	at Phoenix	36,115	Secules	8	33	4.1	13	0
10/17	L	14-28	Houston	51,037	Saxon	2	2	1.0	2	0
10/24	L	9-10	at Seattle	56,526	Zolak	1	0	0.0	0	0
10/31	L	6-9	at Indianapolis	46,522	Crittenden	1	-3	-3.0	-3	0
11/07	L	10-13	Buffalo OT	54,326	Patriots	502	1780	3.5	49	9
11/14			BYE WEEK		Opponents	505	1951	3.9	57	9
11/21	L	13-17	at Miami	59,982						
11/28	L	0-6	N.Y. Jets	42,810						
12/05	L	14-17	at Pittsburgh	51,358						
12/12	W	7-2	Cincinnati	29,794						
12/19	W	20-17	at Cleveland	48,618						
12/26	W	38-0	Indianapolis	26,571						
1/02	W	33-27	Miami OT	53,883						

TEAM STATISTICS	PATS	OPP
TOTAL FIRST DOWNS	315	269
By Rushing	116	97
By Passing	169	161
By Penalty	30	11
Third Down: Md/Att.	92/237	96/231
Third Down: Eff.	38.8	41.6
Fourth Down: Md/Att.	13/27	5/13
Fourth Down: Eff.	48.1	38.5
POSSESSION AVG.	29:43	30:17
TOTAL NET YARDS	5065	4796
Avg. per game	316.6	299.8
Total Offensive Plays	1091	1013
Avg. per play	4.6	4.7
NET YARDS RUSHING	1780	1951
Total Rushing Plays	502	505
Avg. per Game	111.3	121.9
NET YARDS PASSING	3285	2845
Avg. per game	205.3	177.8
Sacked/Yards Lost	23/127	34/242
Gross Yards Passing	3412	3087
Att./Completions	566/289	474/280
Completion Pct.	51.1	59.1
Had Intercepted	24	13
PUNTS/AVERAGE	76/40.2	90/41.2
NET PUNTING AVG.	34.8	34.7
PENALTIES/YARDS	65/468	111/803
FUMBLES/BALLS LOST	30/10	20/9
TOUCHDOWNS	26	32
Rushing	9	9
Passing	17	20
Returns	0	3

SCORE BY PERIODS	1	2	3	4	OT	TOTAL
Patriots	33	60	54	85	6	238
Opponents	41	103	26	110	6	286

SCORING	TD	Ru	Pa	Rt	PAT	FG	S	TP
Sisson	0	0	0	0	15/15	14/26	0	57
Coates	8	0	0	0	0	0	0	48
Russell	7	7	0	0	0	0	0	42
Bahr	0	0	0	10/10	5/5	0	0	25
Brisby	2	0	2	0	0	0	0	12
Timpson	2	0	2	0	0	0	0	12
Turner	2	0	2	0	0	0	0	12
Cook	1	0	1	0	0	0	0	6
Crittenden	1	0	1	0	0	0	0	6
Croom	1	1	0	0	0	0	0	6
Gash	1	1	0	0	0	0	0	6
McMurtry	1	0	1	0	0	0	0	6
Patriots	26	9	17	0	25/25	19/31	0	238
Opponents	32	9	20	3	32/32	20/24	1	286

PASSING	ATT	CMP	YARDS	CMP%	YDS/ATT	TD	TD%	INT	INT%	LG	SK/YDS	RATING
Bledsoe	429	214	2494	49.9	5.81	15	3.5	15	3.5	54t	16/99	65.0
Secules	134	75	918	56.0	6.85	2	1.5	9	6.7	82	7/28	54.3
Zolak	2	0	0.0	0.0	0.0	0	0.0	0	0.0	0	0/0	39.6
Turner	1	0	0.0	0.0	0.0	0	0.0	0	0.0	0	0/0	39.6
Patriots	566	289	3412	51.1	6.03	17	3.0	24	4.2	82	23/127	62.1
Opponents	474	280	3087	59.1	6.51	20	4.2	13	2.7	86	34/242	81.1

SAKCS: Slade 9.0, Tippett 8.5, A. Jones 3.5, Pitts 3.0, Sabb 2.0, Williams 2.0, Agnew 1.5, Brown 1.0, Collins 1.0, Hurst 1.0, Thompson 1.0, Goad 0.5. Patriots, 34.0, Opponents, 23.0.

FIELD GOALS	1-19	20-29	30-39	40-49	50+
Sisson	1/1	8/13	3/4	2/6	0/2
Bahr	1/1	1/1	3/3	0/0	0/0
Patriots	2/2	9/14	6/7	2/6	0/2
Opponents	0/0	12/12	7/7	1/2	0/3

Sisson: () (266,216,326,28WR) (54S) () (37WL,296,236,31G) (42B) (48S,41WR,366,256,19G) (40G,45WL,26G) (28WR,27G) (28G,26WL,40G) (54WL,288) () (27WR).

Bahr: (23G,34G) (19G) (31G,37G).

OPPONENTS: (28G) (52WR,22G,26G,23G, 38G) (52WL,24G) (53WL,42G) () () (30G) (27G,38G,37G) (40WL,27G,32G) (23G) (33G,23G) (35G) () (23G) () (29G,24G).

STARTERS:
OFFENSE: WR Vincent Brisby (12), Ray Crittenden (1); LT Bruce Armstrong (16); LG Eugene Chung (16); C Mike Arthur (12), Bill Lewis (5); RG Rich Baldinger (15), Todd Rucchi (1); RT Pat Harlow (16); TE Marv Cook (12), Ben Coates (4); WR Greg McMurtry (8), Michael Timpson (7); QB Drew Bledsoe (12), Scott Secules (4); RB Leonard Russell (15), Corey Croom (1); FB Kevin Turner (9), Sam Gash (4); 2nd TE B. Coates (6); 3rd WR R. Crittenden (1).

DEFENSE: LE Mike Pitts (15), Ray Agnew (1); NT Tim Goad (15); RE John Washington (13), Brent Williams (2); LOLB Andre Tippett (16); LILB Vincent Brown (16); RILB Todd Collins (12), Chris Singleton (4); ROLB Dwayne Sabb (7), Chris Slade (5), Aaron Jones (1); LCB Rod Smith (7), Daryl Wren (5), Reyna Thompson (4); RCB Maurice Hurst (16); SS Corwin Brown (12), Adrian White (4); FS Harlon Barnett (12), Dion Lambert (3), Terry Ray (1).

1993 Coaching Staff: Dave Atkins, Offensive Backs, Romeo Crennel, Defensive Line, Al Groh, Defensive Coordinator/Linebackers, Fred Hoaglin, Offensive Line, Chris Palmer, Wide Receivers, Johnny Parker, Strength/Conditioning, Ray Perkins, Offensive Coordinator, Dante Scarnechia, Special Assistant, Mike Sweatman, Special Teams, Bob Trott, Defensive Backs, Charlie Weis, Tight Ends.

Pro Bowl (0)

RECEIVING	NO	YDS	AVG	LG	TD
Coates	53	659	12.4	54t	8
Brisby	45	626	13.9	39	2
Timpson	42	654	15.6	48	2
Turner	39	333	8.5	26	2
Russell	26	245	9.4	69	0
McMurtry	22	241	11.0	20	1
Cook	22	154	7.0	17	1
Crittenden	16	293	18.3	44	1
Gash	14	93	6.6	15	0
Croom	8	92	11.5	21	0
T. Brown	2	22	11.0	14	0
Patriots	289	3412	11.8	82	17
Opponents	280	3087	11.0	56	20

INTERCEPTIONS	NO	YDS	AVG	LG	TD
Hurst	4	53	13.3	24	0
Wren	3	-7	-2.3	2	0
Barnett	1	40	40.0	40	0
V. Brown	1	24	24.0	24	0
Collins	1	8	8.0	8	0
Thompson	1	4	4.0	4	0
Lambert	1	0	0.0	0	0
Ray	1	0	0.0	0	0
Patriots	13	122	9.4	40	0
Opponents	24	201	8.4	34	1

PUNTING	NO	YDS	AVG	NET	TB	IN20	LG	BLK
Saxon	73	3096	42.4	34.8	7	25	59	3
Patriots	76	3096	40.7	34.8	7	25	59	3
Opponents	90	3709	41.2	34.7	6	19	58	0

PUNT RETURNS	NO	FC	YDS	AVG	LG	TD
T. Brown	25	9	224	9.0	19	0
Harris	23	4	201	8.7	21	0
Crittenden	2	1	37	18.5	30	0
Smith	1	0	0	0.0	0	0
Patriots	51	14	462	9.1	30	0
Opponents	34	6	313	9.2	47t	1

KICK RETURNS	NO	YDS	AVG	LG	TD
Crittenden	23	478	20.8	44	0
T. Brown	15	243	16.2	29	0
Harris	6	90	15.0	19	0
Sabb	2	0	0.0	0	0
Cook	1	8	8.0	8	0
Coates	0	0	0.0	0	0
Patriots	47	819	17.4	44	0
Opponents	44	921	20.9	42	0

1995 FINAL STATISTICS (6-10)

HEAD COACH: BILL PARCELLS • FOURTH IN AFC EAST • HOME STADIUM: FOXBORO STADIUM

Date	W/L	Score	Opp.	Att.	RUSHING	NO	YDS	AVG	LG	TD
9/03	W	17-14	Cleveland	60,126	Martin	368	1487	4.0	49	14
9/10	L	3-20	Miami	60,239	Meggett	60	250	4.2	25	2
9/17	L	3-28	at San Francisco	66,179	Croom	13	54	4.2	12	0
9/24			BYE WEEK		Bledsoe	20	28	1.4	15	0
10/01	L	17-30	at Atlanta	47,114	Gash	8	24	3.0	9	0
10/08	L	3-37	Denver	60,074	Zolak	4	19	4.8	12	0
10/15	L	26-31	at Kansas City	77,992	Lee	1	4	4.0	4	0
10/23	W	27-14	Buffalo	60,203	Patriots	474	1,866	3.9	49	16
10/29	L	17-20	Carolina OT	60,064	Opponents	448	1,878	4.2	66t	12
11/05	W	20-7	at N.Y. Jets	61,462						
11/12	W	34-17	at Miami	70,339						
11/19	L	10-24	Indianapolis	59,544						
11/26	W	35-25	at Buffalo	69,384						
12/03	L	17-31	New Orleans	59,876						
12/10	W	31-28	N.Y. Jets	46,617						
12/16	L	27-41	at Pittsburgh	57,158						
12/23	L	7-10	at Indianapolis	54,685						

SACKS: McGinest 11.0, V. Brown 4.0, Collins 4.0, Slade 4.0, M. Jones 3.0, Reynolds 2.5, Barnett 2.0, Lewis 1.5, White 1.5, A. Jones 1.0, Law 1.0, T. Roberts 1.0, Johnson 0.5. Patriots 37.0, Opponents 27.0

FIELD GOALS

	1-19	20-29	30-39	40-49	50+
Bahr	1/2	12/12	3/7	5/7	2/5

Patriots 1/2 12/12 3/7 5/7 2/5
Opponents 1/1 7/8 11/15 1/4 3/4

Bahr: (216, 216, 286), (296) (34WR, 43G), (27G), (51G) (296, 20G) (39G, 42B, 24G) (19S) (41G, 29G) (196, 55G, 47G) (41G) (29G, 43G) (39G, 43WL) (31WR, 35WL, 30WL, 31G) (23G, 22G) (54S, 55S, 50S).

OPPONENTS: () (22G, 54B, 19G) () (34G, 54G, 31G, 32G, 33G) (37G, 31G, 51G) (27G) (23G, 23G, 47WL) (38WR, 27G, 39WR, 29G) () (29WL, 36G) (36G) (51G, 48G) (24G) (33WR) (43WL, 32G, 32G) (44WL, 35WR, 30G).

STARTERS:
OFFENSE: WR Vincent Brisby (16); LT Bruce Armstrong (16); LG William Roberts (11), Bob Kratch (5); C David Wohlabaugh (11), Jeff Bellenbach (5); RG B. Kratch (11), Todd Rucci (5); RT Max Lane (16); TE Ben Coates (15), John Burke (1); WR Will Moore (13), Kevin Lee (2), Hason Graham (1); QB Drew Bledsoe (15), Scott Zolak (1); RB Curtis Martin (15), Corey Croom (1); FB Sam Gash (12), Rubert Grant (1); 2nd TE J. Burke (3).

DEFENSE: LE Tim Roberts (12), Ferric Collons (3); NT Reggie White (7), Bruce Walker (5), Mike Jones (3); RE Troy Barnett (15), F. Collons (1); LOLB Willie McGinest (16); LILB Vincent Brown (16); RILB Ted Johnson (12), Marty Moore (2), Bobby Abrams (1); ROLB Chris Slade (16); LCB Ricky Reynolds (16); RCB Maurice Hurst (10), Ty Law (6); SS Terry Ray (12), Myron Guyton (4); FS M. Guyton (10), T. Ray (4), Corwin Brown (2); 5th DB Vernon Lewis (2); 6th DB T. Law (1).

1995 Coaching Staff: Maurice Carthon, Offensive Assistant, Romeo Crennel, Defensive Line, Al Groh, Defensive Coordinator/ Linebackers, Fred Hoaglin, Offensive Line, Chris Palmer, Wide Receivers, Johnny Parker, Strength/Conditioning, Ray Perkins, Offensive Coordinator, Mike Pope, Tight Ends, Dante Scarneccchia, Defensive Asst./LB's, Mike Sweatman, Special Teams, Bob Trot, Defensive Backs, Charlie Weis, Running Backs.

Pro Bowl (3): T Bruce Armstrong (4), TE Ben Coates (2), RB Curtis Martin (1).

TEAM STATISTICS

	PATS	OPP
TOTAL FIRST DOWNS	335	308
Rushing	106	106
Passing	207	181
Penalty	22	21
3rd Down: Made/Att.	99/260	80/215
3rd Down %	38.1	37.2
4th Down: Made/Att.	17/39	7/13
4th Down %	43.6	53.8
POSSESSION AVG.	29:33	30:27
TOTAL NET YARDS	5457	5764
Avg. Per Game	341.1	360.3
Total Plays	1187	1034
Avg. Per Play	4.6	5.6
NET YARDS RUSHING	1866	1878
Avg. Per Game	116.6	117.4
Total Rushes	474	448
NET YARDS PASSING	3591	3886
Avg. Per Game	224.4	242.9
Sacked/Yds Lost	27/198	37/221
Gross Yards	3,789	4,107
Att./Completions	686/351	549/342
Completion Pct.	51.2	62.3
Had Intercepted	16	15
PUNTS/ AVERAGE	79/39.2	86/38.8
NET PUNTING AVG.	79/32.9	86/32.0
PENALTIES/YARDS	84/676	104/816
FUMBLES/BALLS LOST	32/20	24/14
TOUCHDOWNS	32	44
Rushing	16	12
Passing	14	29
Returns	2	3

SCORE BY PERIODS

	1	2	3	4	OT	TOTAL
Patriots	49	84	59	102	0	294
Opponents	60	143	72	99	3	377

SCORING

	TD	Ru	Pa	Rt	PAT	FG	S	TP
Bahr	0	0	0	0	27/27	23/33	0	96
Martin	15	14	1	0	0	0	0	92
Coates	6	0	6	0	0	0	0	36
Brisby	3	0	3	0	0	0	0	18
Meggett	2	2	0	0	0	0	0	16
Graham	2	0	2	0	0	0	0	12
T. Brown	1	0	0	1	0	0	0	6
Gash	1	0	0	1	0	0	0	6
W. Moore	1	0	0	1	0	0	0	6
Slade	1	0	0	1	0	0	0	6
Patriots	32	16	14	2	27/27	23/33	0	294
Opponents	44	12	29	3	40/41	23/32	0	377

2-Pt. Conversions: Meggett 2, Martin. Patriots 3-5, Opp. 2-3.

RECEIVING

	NO	YDS	AVG	LG	TD
Coates	84	915	10.9	35	6
Brisby	66	974	14.8	72	3
Meggett	52	334	6.4	19	0
W. Moore	43	502	11.7	33	1
Martin	30	261	8.7	27	1
Gash	26	242	9.3	30	1
Burke	15	136	9.1	21	0
T. Brown	14	159	11.4	31	0
Graham	10	156	15.6	37t	2
Lee	8	107	13.4	33	0
Croom	1	8	8.0	8	0
Grant	1	4	4.0	4	0
Bledsoe	1	-9	-9.0	-9	0
Patriots	351	3,789	10.8	72	14
Opponents	342	4,107	12.0	70t	29

INTERCEPTIONS

	NO	YDS	AVG	LG	TD
V. Brown	4	1	0.3	1	0
Guyton	3	68	22.7	45	0
Law	3	47	15.7	38	0
Reynolds	3	6	2.0	4	0
Ray	1	21	21.0	21	0
Hurst	1	0	0.0	0	0
Patriots	15	143	9.5	45	0
Opponents	16	161	10.1	69t	1

PUNTING

	NO	YDS	AVG	NET	TB	IN20	LG	BLK
O'Neill	41	1514	36.9	31.2	3	14	57	0
Wagner	37	1557	42.1	35.4	4	13	57	0
Bahr	1	29	29.0	9.0	1	0	29	0
Patriots	79	3100	39.2	32.9	8	27	57	0
Opponents	86	3339	38.8	32.0	10	21	64	0

PUNT RETURNS

	NO	FC	YDS	AVG	LG	TD
Meggett	45	17	383	8.5	23	0
Patriots	45	17	383	8.5	23	0
Opponents	40	11	342	8.6	42	0

KICK RETURNS

	NO	YDS	AVG	LG	TD
Meggett	38	964	25.4	62	0
T. Brown	31	672	21.7	38	0
Gisler	2	19	9.5	11	0
Lee	1	14	14.0	14	0
Frisch	1	8	8.0	8	0
Burke	1	7	7.0	7	0
Grant	1	7	7.0	7	0
Patriots	75	1,691	22.5	62	0
Opponents	67	1,405	21.0	58	0

PASSING

	ATT	CMP	YARDS	CMP%	YDS/ATT	TD	TD%	INT	INT%	LG	SK/YDS	RATING
Bledsoe	636	323	3507	50.8	5.51	13	2.0	16	2.5	47t	23/170	63.7
Zolak	49	28	282	57.1	5.76	1	2.0	0	0.0	72	4/28	80.5
Meggett	1	0	0	0.0	0.00	0	0.0	0	0.0	0	0/0	39.6
Patriots	686	351	3789	51.2	5.52	14	2.0	16	2.3	72	27/198	64.8
Opponents	549	342	4107	62.3	7.48	29	5.3	15	2.7	70t	37/221	91.4

1996 FINAL STATISTICS (11-5)

HEAD COACH: BILL PARCELLS • AFC EAST DIVISION CHAMPIONS • HOME STADIUM: FOXBORO STADIUM

Date	W/L	Score	Opp.	Att.
9/01	L	10-24	at Miami	71,542
9/08	L	10-17	at Buffalo	78,104
9/15	W	31-0	Arizona	59,118
9/22	W	28-25	Jacksonville OT	59,446
9/29			BYE WEEK	
10/06	W	46-38	at Baltimore	63,569
10/13	L	22-27	Washington	59,638
10/20	W	27-9	at Indianapolis	58,725
10/27	W	28-25	Buffalo	58,858
11/03	W	42-23	Miami	58,942
11/10	W	31-27	at N.Y. Jets	61,715
11/17	L	8-34	Denver	59,452
11/24	W	27-13	Indianapolis	58,226
12/01	W	45-7	at San Diego	59,209
12/08	W	34-10	N.Y. Jets	54,621
12/15	L	6-12	Dallas	64,518
12/21	W	23-22	at N.Y. Giants	65,387

AFC PLAYOFFS

1/05	W	28-3	Pittsburgh	60,188
1/12	W	20-6	Jacksonville	60,190

SUPER BOWL XXXI (at New Orleans, La.)

1/26	L	21-35	Green Bay	72,301
------	---	-------	-----------	--------

TEAM STATISTICS

	PATS	OPP
TOTAL FIRST DOWNS	339	305
Rushing	103	102
Passing	206	178
Penalty	30	25
3rd Down: Made/Att	84/228	82/228
3rd Down Pct.	36.8	36.0
4th Down: Made/Att	19/34	12/22
4th Down Pct.	55.9	54.5
POSSESSION AVG.	30:11	29:49
TOTAL NET YARDS	5369	5305
Avq. Per Game	335.6	331.6
Total Plays	1085	1063
Avq. Per Play	4.9	5.0
NET YARDS RUSHING	1468	1502
Avq. Per Game	91.8	93.9
Total Rushes	427	434
NET YARDS PASSING	3901	3803
Avq. Per Game	243.8	237.7
Sacked/Yards Lost	30/190	33/252
Gross Yards	4091	4055
Att./Completions	628/374	596/322
Completion Pct.	59.6	54.0
Had Intercepted	15	23
PUNTS/AVERAGE	64/43.2	82/42.5
NET PUNTING AVG.	64/38.8	82/33.6
PENALTIES/YARDS	97/716	139/1189
FUMBLES/BALL LOST	25/12	23/11
TOUCHDOWNS	15	14
Rushing	15	14
Passing	27	17
Returns	6	3

SCORE BY PERIODS

	1	2	3	4	OT TOTAL	
Patriots	79	123	108	105	3	418
Opponents	59	105	75	74	-	313

SCORING

	TD	RU	PA	RT	PAT	FG	S	TP
Vinatieri	0	0	0	0	39/42	27/35	0	120
Martin	17	14	3	0	0	0	0	104
Coates	9	0	0	0	0	0	0	56
Glenn	6	0	0	0	0	0	0	36
Jefferson	4	0	0	0	0	0	0	24
Byars LG	2	0	0	0	0	0	0	14
Byars TM	2	0	0	0	0	0	0	14
Gash	2	0	0	0	0	0	0	14
McGinst	2	0	0	0	0	0	0	12
Bartrum	1	0	0	0	0	0	0	6
C. Brown	1	0	0	0	0	0	0	6
Bruschi	1	0	0	0	0	0	0	6
Grier	1	0	0	0	0	0	0	6
Law	1	0	0	0	0	0	0	6
Meggett	1	0	0	0	0	0	0	6
Patriots	48	15	27	6	39/42	27/35	1	418
Opponents	34	14	17	3	28/28	23/29	1	313

Z-Pt. Conversions: Byars, Coates, Gash, Martin, Team 4-6, Opponents 5-6.

	ATT	CMP	YARDS	CMP%	YDS/ATT	TD	TD%	INT	INT%	LG	SK/YDS	RATING
Bledsoe	623	373	4086	59.9	6.56	27	4.3	15	2.4	84t	30/190	83.7
Tupa	1	0	0	0.0	0.00	0	0.0	0	0.0	0	0/0	39.6
Grier	1	0	0	0.0	0.00	0	0.0	0	0.0	0	0/0	39.6
Meggett	1	0	0	0.0	0.00	0	0.0	0	0.0	0	0/0	39.6
Zolak	1	1	5	100.0	5.00	0	0.0	0	0.0	5	0/0	87.5
Patriots	628	374	4091	59.6	6.51	27	4.3	15	2.4	84t	30/190	83.2
Opponents	596	322	4055	54.0	6.80	17	2.9	23	3.9	63t	33/252	68.9

	NO	YDS	AVG	LG	TD
RUSHING					
Martin	316	1152	3.6	57	14
Meggett	40	122	3.1	12	0
Grier	27	105	3.9	26	1
Bledsoe	5	42	8.4	26	0
Gash	24	27	1.1	8	0
Gash	8	15	1.9	3	0
Jefferson	1	6	6.0	6	0
Byars LG	2	2	1.0	3	0
Byars TM	2	2	1.0	3	0
Zolak	4	-3	-0.7	0	0
Patriots	427	1468	3.4	57	15
Opponents	434	1502	3.5	36	14

RECEIVING

	NO	YDS	AVG	LG	TD
Glenn	90	1132	12.6	37t	6
Coates	62	682	11.0	84t	9
Jefferson	50	771	15.4	42	4
Martin	46	333	7.2	41	3
Meggett	33	292	8.8	26	0
Gash	33	276	8.4	28	2
Byars LG	32	289	9.0	27	2
Byars TM	27	249	9.2	27	2
T. Brown	21	222	10.6	38	0
Graham	5	64	12.8	23	0
W. Moore	3	37	12.3	16	0
Burke	1	19	19.0	19	0
Grier	1	8	8.0	8	0
Jells	1	5	5.0	5	0
Bartrum	1	1	1.0	1t	0
Patriots	374	4091	10.9	84t	27
Opponents	322	4055	12.6	63t	17

INTERCEPTIONS

	NO	YDS	AVG	LG	TD
Clay	4	50	12.5	35	0
Law	3	45	15.0	38t	1
Smith LG	2	20	10.0	11	0
Smith TM	2	20	10.0	11	0
Hitchcock	2	14	7.0	14	0
Milloy	2	14	7.0	14	0
Henderson	2	7	3.5	7	0
Reynolds	2	7	3.5	7	0
McGinst	1	46	46.0	46t	1
Ray	1	43	43.0	43	0
Collins	1	7	7.0	7	0
Slade	1	2	2.0	2	0
Johnson	1	0	0.0	0	0
Sabb	1	0	0.0	0	0
Patriots	23	255	11.1	46t	2
Opponents	15	191	12.7	60	1

PUNTING

	NO	YDS	AVG	NET	TB	INTO	LG	BLK
Tupa	63	2739	43.5	36.0	7	14	62	0
Vinatieri	1	27	27.0	27.0	0	1	27	0
Patriots	64	2766	43.2	35.8	7	15	62	0
Opponents	82	3483	42.5	33.6	7	18	58	1

PUNT RETURNS

	NO	FC	YDS	AVG	LG	TD
Meggett	52	9	588	11.3	60t	1
Patriots	52	9	588	11.3	60t	1
Opponents	34	8	334	9.8	36	0

	NO	YDS	AVG	LG	TD
KICK RETURNS					
Meggett	34	781	23.0	54	0
T. Brown	29	634	21.9	51	0
Gisler	1	9	9.0	9	0
Patriots	64	1424	22.3	54	0
Opponents	81	1683	20.8	70	0

SACKS: McGinst 9.5, Slade 7.0, Bruschi 4.0, Sagapolutele 3.0, Jones 2.0, Eaton 1.0, Milloy 1.0, Ray 1.0, Smith 1.0, Wheeler 1.0, Wyman 1.0, Collins 0.5, McGrunder 0.5, Sabb 0.5. Patriots 33.0, Opponents 30.0.

FIELD GOALS

	1-19	20-29	30-39	40-49	50+
Vinatieri	1/1	9/10	8/8	8/14	1/2
Patriots	1/1	9/10	8/8	8/14	1/2
Opponents	0/0	10/10	10/11	2/6	1/2

Vinatieri: (25G) (42G,45M,25N,47B) (47N,31G) (23G,30G,29G,44N,41G,40G) (22G,35G,50G) (24G,35G,29G,43N) (44G,36G) (40G,32G,54N) () (30G) (40N) (26G,22G) (47G) (19G,41G) (21G,30G) (40G).

OPPONENTS: (34G) (33G,37N) () (42N,27G) () (21G,48N,24G) (21G,35G,38G) (33G) (45N,39G) (48N,26G,32G) (52N,28G,47G) (42G,50G) () (27G) (23G,36G,35G,29G) (30G,27G).

STARTERS:

OFFENSE: WR Shawn Jefferson (15), Dietrich Jells (1); LT Bruce Armstrong (16); LG William Roberts (16); C Dave Wohlabaugh (16); RB Todd Rucci (15), John Krutck (4); RT Max Lane (16); TE Ben Coates (12), John Bruce (1); WR Terry Glenn (15), Will Moore (1); QB Drew Bledsoe (16); RB Curtis Martin (15), David Meggett (1); FB Sam Gash (9), Keith Byars (1); 3rd TE K. Byars (4), J. Burke (1).

DEFENSE: LE Mike Jones (7), Ferric Collins (4), Willie McGinst (3), Chris Slade (2); LDT Mark Wheeler (14), M. Jones (2); RDT Pio Sagapolutele (10), Devin Wyman (4), F. Collins (1), M. Wheeler (1); RE W. McGinst (13), Mike Jones (3); LLB Todd Collins (5), Monty Brown (4), C. Slade (4), Dwayne Sabb (2); MLB Ted Johnson (15); RLB D. Sabb (5), T. Collins (4), M. Brown (3), C. Slade (3); LCB Ty Law (12), Ricky Reynolds (4); RCB Jimmy Hitchcock (5), R. Reynolds (5), Otis Smith (5), Willie Clay (1); SS Terry Ray (7), Lawyer Milloy (8); FS W. Clay (15), L. Milloy (1).

1996 Coaching Staff: Bill Belichick, Assistant Head Coach/Secondary, Maurice Carthon, Running Backs, Romeo Crennel, Defensive Line, Al Groh, Defensive Coordinator/Linebackers, Fred Hoaglin, Offensive Line, Chris Palmer, Quarterbacks, Johnny Parker, Strength/Conditioning, Ray Perkins, Offensive Coordinator, Mike Pope, Tight Ends, Dante Scarnecchia, Defensive Asst./LB's, Mike Sweatman, Special Teams, Charlie Weis, Running Backs.

Pro Bowl (6): T Bruce Armstrong (5), QB Drew Bledsoe (2), TE Ben Coates (3), RB Curtis Martin (2), RE Willie McGinst (1), KR David Meggett (1).

RESULTS

1997 FINAL STATISTICS (10-6)

HEAD COACH: PETE CARROLL • AFC EAST DIVISION CHAMPIONS • HOME STADIUM: FOXBORO STADIUM

Date	W/L	Score	Opp.	Att.
8/31	W	41-7	San Diego	60,190
9/07	W	31-6	at Indianapolis	53,632
9/14	W	27-24	N.Y. Jets	60,072
9/21	W	31-3	Chicago	59,873
9/28			Bye Week	
10/06	L	13-34	at Denver	75,821
10/12	W	33-6	Buffalo	59,802
10/19	L	19-24	at N.Y. Jets	71,061
10/27	L	10-28	Green Bay	59,972
11/02	L	18-23	at Minnesota	62,917
11/09	W	31-10	at Buffalo	65,783
11/16	L	7-27	at Tampa Bay	70,479
11/23	W	27-24	Indianapolis	59,002
11/30	W	20-17	Miami	58,507
12/07	W	26-20	at Jacksonville	73,446
12/13	L	21-24	Pittsburgh	60,013
12/22	W	14-12	at Miami	74,379

AFC PLAYOFFS

12/28	W	17-3	Miami	60,041
1/03	L	6-7	at Pittsburgh	61,228

TEAM STATISTICS		PATS	OPP
TOTAL FIRST DOWNS		267	322
Rushing		71	114
Passing		173	183
Penalty		23	25
3rd Down: Made/Att		88/218	90/233
3rd Down Pct.		40.4	38.6
4th Down: Made/Att		3/13	16/30
4th Down Pct.		23.1	53.3
POSSESSION AVG.		28:08	31:52
TOTAL NET YARDS		5014	5085
Avg. Per Game		313.4	317.8
Total Plays		960	1100
Avg. Per Play		5.2	4.6
NET YARDS RUSHING		1464	1616
Avg. Per Game		91.5	101.0
Total Rushes		398	436
NET YARDS PASSING		3550	3469
Avg. Per Game		221.9	216.8
Sacked/Yards Lost		30/258	45/303
Gross Yards		3808	3772
Att./Completions		532/321	619/368
Completion Pct.		60.3	59.5
Had Intercepted		15	19
PUNTS/AVERAGE		79/45.2	74/44.4
NET PUNTING AVG.		79/36.1	74/36.5
PENALTIES/YARDS		99/845	106/763
FUMBLES/BALL LOST		17/7	29/43
TOUCHDOWNS		42	33
Rushing		6	16
Passing		31	14
Returns		5	3

SCORE BY PERIODS	1	2	3	4	OT	TOTAL
Patriots	82	126	61	97	3	369
Opponents	60	39	89	98	3	289

SCORING	TD	Ru	Pa	Rt	PAT	FG	S	TP
Vinatieri	0	0	0	0	40/40	25/29	0	115
Coates	8	0	8	0	0	0	0	48
Brown	6	0	6	0	0	0	0	36
Martin	5	4	1	0	0	0	0	30
Byars	3	0	3	0	0	0	0	18
Gash	3	0	3	0	0	0	0	18
Purnell	3	0	3	0	0	0	0	18
Brisby	2	0	2	0	0	0	0	12
Glenn	2	0	2	0	0	0	0	12
Jefferson	2	0	2	0	0	0	0	12
Meggett	2	0	2	0	0	0	0	12
Clay	1	0	1	0	0	0	0	6
Cullors	1	0	1	0	0	0	0	6
Grier	1	1	0	0	0	0	0	6
Hitchcock	1	0	1	0	0	0	0	6
Slade	1	0	1	0	0	0	0	6
Whigham	1	0	1	0	0	0	0	6
Patriots	42	6	31	5	40/40	25/29	1	369
Opponents	33	16	14	3	29/29	20/29	0	289

2-Pt. Conversions: Team 0-2, Opponents 1-4.

PASSING	ATT	CMP	YARDS	CMP%	YDS/ATT	TD	TD%	INT	INT%	LG	SK/YDS	RATING
Bledsoe	522	314	3706	60.2	7.10	28	5.4	15	2.9	76	30/258	87.7
Zolak	9	6	67	66.7	7.44	2	22.2	0	0.0	20t	0/0	128.2
Meggett	1	1	35	100.0	35.0	1	100.0	0	0.0	35t	0/0	158.3
Patriots	532	321	3808	60.3	7.16	31	5.8	15	2.8	76	30/258	89.9
Opponents	619	368	3772	59.5	6.09	14	2.3	19	3.1	51	45/303	71.8

RUSHING	NO	YDS	AVG	LG	TD
Martin	274	1160	4.2	70t	4
Cullors	22	101	4.6	24	0
Grier	33	75	2.3	12	1
Meggett	20	60	3.0	10	1
Bledsoe	28	55	2.0	8	0
Byars	11	24	2.2	5	0
Gash	6	10	1.7	4	0
Zolak	3	-3	-1.0	-1	0
Brown	1	-18	-18.0	-18	0
Patriots	398	1464	3.7	70t	6
Opponents	436	1616	3.7	34	16

RECEIVING	NO	YDS	AVG	LG	TD
Coates	66	737	11.2	35	8
Jefferson	54	841	15.6	76	2
Brown	41	607	14.8	67	6
Martin	41	296	7.2	22	1
Glenn	27	431	16.0	50	2
Brisby	23	276	12.0	31	2
Gash	22	154	7.0	19	3
Byars	20	189	9.5	51	3
Meggett	19	203	10.7	49t	1
Purnell	5	57	11.4	20t	3
Cullors	2	8	4.0	6	0
Jells	1	9	9.0	9	0
Patriots	321	3808	11.9	76	31
Opponents	368	3772	10.3	51	14

INTERCEPTIONS	NO	YDS	AVG	LG	TD
Clay	6	109	18.2	53t	1
Law	3	70	23.3	40	0
Milloy	3	15	5.0	15	0
Hitchcock	2	104	52.0	100t	1
Whigham	2	60	30.0	60t	1
Moore	2	7	3.5	7	0
Slade	1	1	1.0	1t	1
Patriots	19	366	19.3	100t	4
Opponents	15	213	14.2	45	2

PUNTING	NO	YDS	AVG	NET	TB	INZO	LG	BLK
Tupa	78	3569	45.8	36.1	14	24	73	1
Patriots	78	3569	45.8	36.1	14	24	73	1
Opponents	74	3288	44.4	36.5	6	17	66	0

PUNT RETURNS	NO	FC	YDS	AVG	LG	TD
Meggett	45	8	467	10.4	47	0
Patriots	45	8	467	10.4	47	0
Opponents	38	11	437	11.5	26	0

KICK RETURNS	NO	YDS	AVG	LG	TD
Meggett	33	816	24.7	61	0
Cullors	15	386	25.7	86t	1
Canty	4	115	28.8	63	0
Coates	1	20	20.0	20	0
Patriots	53	1337	26.2	86t	1
Opponents	75	1651	22.0	92t	1

SACKS: Slade 9.0, Thomas 7.0, Bruschi 4.0, Johnson 4.0, Jones 4.0, Wheeler 4.0, Canty 2.0, McGinst 2.0, Whigham 2.0, Collins 1.5, Eaton 1.0, Israel 1.0, McGruder 1.0, Law 0.5; Patriots 45.0, Opponents 30.0.

FIELD GOALS	1-19	20-29	30-39	40-49	50+
Vinatieri	0/0	11/11	7/9	6/8	1/1
Team	0/0	11/11	7/9	6/8	1/1
Opponents	0/0	7/8	7/10	5/8	1/3

Vinatieri: (216,266) (216) (336,346) (276) (266,49G) (206,236,416,526) (246) (38G) (226,256) (426,42N,45N) () (366,276,30N) (326,48G) (446,416,336,396,32N) () ().

OPPONENTS: () (45G,38G) (27G,298) (38G) (216,48N,33G) (34N) (35N,356,68N,36N) () (246,236,416) (23G) (446,446) (256) (246,42N) (44N) (366,346,316) (50G,416,51N).

STARTERS:
OFFENSE: WR Shawn Jefferson (14); LT Bruce Armstrong (16); LG Max Lane (15), Heath Irwin (1); C Dave Wohlbaugh (14), Mike Giesler (2); RG Todd Rucci (16); RT Zefross Moss (15), M. Lane (1); TE Ben Coates (16); QB Drew Bledsoe (16); RB Curtis Martin (13), David Meggett (2), Derrick Cullors (1); FB Keith Byars (8), Sam Gash (5); 3rd WR Vincent Brisby (3); 2nd TE Lovett Purnell (2).

DEFENSE: LE Chris Sullivan (7), Ferric Collins (5), Mike Jones (4); LDT Mark Wheeler (14), Chad Eaton (1), M. Jones (1); RDT Henry Thomas (16); RE Willie McGinst (11), C. Sullivan (3), M. Jones (2); LLB Chris Slade (16); MLB Ted Johnson (16); RLB Todd Collins (15), Tedy Bruschi (1); LCB Ty Law (16); RCB Jimmy Hitchcock (15), Chris Canty (1); SS Lawyer Milloy (16); FS Willie Clay (16).

1997 Coaching Staff: Paul Boudreau, Offensive Line, Jeff Davidson, Tight Ends, Ray Hamilton, Defensive Line, Larry Kennan, Offensive Coordinator, Ron Lynn, Defensive Backs, Johnny Parker, Strength/ Conditioning, Andre Patterson, Defensive Assistant, Bo Pelini, Linebackers, Dante Scarnecchia, Special Teams, Steve Sidwell, Defensive Coordinator, Carl Smith, Asst. Head Coach/Quarterbacks, Steve Walters, Wide Receivers, Kirby Wilson, Running Backs.

Pro Bowl (5): T Bruce Armstrong (6), QB Drew Bledsoe (3), TE Ben Coates (4), LB Chris Slade (1), SpT Larry Whigham (1).

RESULTS

1998 FINAL STATISTICS (9-7)

HEAD COACH: PETE CARROLL - FOURTH IN AFC EAST (WILD CARD PLAYOFF QUALIFIER) - HOME STADIUM: FOXBORO STADIUM

Date	W/L	Score	Opp.	Att.
9/07	L	21-27	at Denver	74,745
9/13	W	29-6	Indianapolis	60,068
9/20	W	27-16	Tennessee	59,973
9/27			Bye Week	
10/04	W	30-27	at New Orleans	56,172
10/11	W	40-10	Kansas City	59,749
10/19	L	14-24	N.Y. Jets	60,062
10/25	L	9-12	at Miami OT	73,973
11/01	W	21-16	at Indianapolis	58,056
11/08	L	10-41	Atlanta	59,790
11/15	L	10-13	at Buffalo	72,020
11/23	W	26-23	Miami	58,729
11/29	W	25-21	Buffalo	58,304
12/06	W	23-9	at Pittsburgh	58,632
12/13	L	18-32	at St. Louis	48,946
12/20	W	24-21	San Francisco	59,153
12/27	L	10-31	at N.Y. Jets	74,302

AFC PLAYOFFS				
1/03	L	10-25	at Jacksonville	72,559

TEAM STATISTICS		PATS	OPP
TOTAL FIRST DOWNS		281	305
Rushing	68	76	
Passing	184	208	
Penalty	29	21	
3rd Down: Made/Att	90/237	98/230	
3rd Down Pct.	38.0	42.6	
4th Down: Made/Att	10/21	4/14	
4th Down Pct.	47.6	28.6	
POSSESSION AVG.		28:34	31:26
TOTAL NET YARDS		5140	5182
Avg. Per Game		321.3	323.9
Total Plays		999	1053
Avg. Per Play		5.1	4.9
NET YARDS RUSHING		1480	1547
Avg. Per Game		92.5	96.7
Total Rushes		403	447
NET YARDS PASSING		3660	3635
Avg. Per Game		228.8	227.2
Sacked/Yards Lost		40/344	36/222
Gross Yards		4004	3857
Att./Completions		556/295	570/336
Completion Pct.		53.1	58.9
Had Intercepted		17	24
PUNTS/AVERAGE		74/44.5	73/42.5
NET PUNTING AVG.		74/35.4	73/34.9
PENALTIES/YARDS		108/853	104/787
FUMBLES/BALL LOST		20/167	35/36
TOUCHDOWNS		37	36
Rushing		9	8
Passing		23	26
Returns		3	2

SCORE BY PERIODS						
	1	2	3	4	OT	TOTAL
Patriots	60	116	62	99	0	337
Opponents	64	111	67	84	3	329

SCORING								
	TD	Ru	Pa	Rt	PAT	FG	S	TP
Vinatieri	0	0	0	0	32/32	31/39	0	127
Edwards	12	9	3	0	0	0	0	72
Coates	6	0	0	0	0	0	0	36
Glenn	3	0	3	0	0	0	0	18
Simmons	3	0	3	0	0	0	0	18
Brisby	2	0	2	0	0	0	0	12
Jefferson	2	0	2	0	0	0	0	12
Purnell	2	0	2	0	0	0	0	12
Brown	1	0	1	0	0	0	0	6
Cullors	1	0	1	0	0	0	0	6
Law	1	0	1	0	0	0	0	6
Milloy	1	0	1	0	0	0	0	6
Thomas	1	0	1	0	0	0	0	6
Patriots	35	9	23	3	32/32	31/39	0	337
Opponents	36	8	26	2	30/30	27/32	0	329

2-Pt. Conversions: Patriots 1-3, Opponents 1-6.

RUSHING	NO	YDS	AVG	LG	TD
Edwards	291	1115	3.8	53	9
Shaw	48	236	4.9	71	0
Cullors	18	48	2.7	15	0
Bledsoe	28	44	1.6	10	0
Floyd	6	22	3.7	10	0
Jefferson	1	15	15.0	15	0
Carter	2	3	1.5	3	0
Zolak	5	0	0.0	4	0
Glenn	2	-1	-0.5	7	0
Tupa	2	-2	-1.0	-1	0
Patriots	403	1480	3.7	71	9
Opponents	447	1547	3.5	34t	8

RECEIVING	NO	YDS	AVG	LG	TD
Coates	67	668	10.0	33	6
Glenn	50	792	15.8	86t	3
Edwards	35	331	9.5	46	3
Jefferson	34	771	22.7	61t	2
Simmons	23	474	20.6	63t	3
Brown	23	346	15.0	52	1
Carter	18	166	9.2	49	0
Cullors	14	146	10.4	43	1
Purnell	12	92	7.7	22	2
Brisby	7	96	13.7	27	2
Shaw	6	30	5.0	11	0
Elard	5	86	17.2	19	0
Floyd	1	6	6.0	6	0
Patriots	295	4004	13.6	86t	23
Opponents	336	3857	11.5	84t	26

INTERCEPTIONS	NO	YDS	AVG	LG	TD
Law	9	133	14.8	59t	1
Milloy	6	54	9.0	30t	1
Clay	3	19	6.3	19	0
Israel	3	13	4.3	12	0
Thomas	1	24	24.0	24t	1
Canty	1	12	12.0	12	0
Whigham	1	0	0.0	0	0
Patriots	24	255	10.6	59t	3
Opponents	17	197	11.6	36	0

PUNTING	NO	YDS	AVG	NET	TB	IN20	LG	BLK
Tupa	74	3294	44.5	35.4	9	13	64	0
Patriots	74	3294	44.5	35.4	9	13	64	0
Opponents	73	3100	42.5	34.9	8	20	58	0

PUNT RETURNS	NO	FC	YDS	AVG	LG	TD
Brown	17	8	225	13.2	39	0
Canty	16	7	170	10.6	36	0
Clay	0	2	0	-	-	0
Patriots	33	17	395	12.0	39	0
Opponents	43	8	493	11.5	76	0

KICK RETURNS	NO	YDS	AVG	LG	TD
Cullors	45	1085	24.1	68	0
Canty	11	198	18.0	29	0
Sullivan	2	14	7.0	9	0
Bruschi	1	4	4.0	4	0
Eaton	1	13	13.0	13	0
Shaw	1	16	16.0	16	0
Whigham	1	0	0.0	0	0
Patriots	62	1330	21.5	68	0
Opponents	71	1335	18.8	37	0

SACKS: Thomas 6.5, Eaton 6.0, Slade 4.0, McGinst 3.5, Spires 3.0, Bruschi 2.0, Israel 2.0, Johnson 2.0, Mitchell 2.0, Sullivan 2.0, Canty 1.0, C. Carter 1.0, Milloy 1.0, Patriots 2.0, Opponents 40.0.

FIELD GOALS	1-19	20-29	30-39	40-49	50+
Vinatieri	3/3	8/8	9/14	9/12	2/2
Patriots	3/3	8/8	9/14	9/12	2/2
Opponents	0/0	9/9	8/11	8/10	2/2

Vinatieri: (39N,37B) (19G,23G,52G,42N) (43G,41G) (34G,49G,27G) (32G,38G,27G,20G) (1) (45N,41G,30G,36G) () (40G) (39N,38G,39N) (25G,44G,45G,24G) (44G,47N) (21G,29G,36G) (37G,41G,55G,17G) (32N,35G) (19G).

OPPONENTS: (53G,42G) () (34G,26G,45G) (21G,37G) (33G) (38B,23G) (48G,38G,25G,43G) (50G) (47B,40G,32G) (31G,20G,40N) (21G) (33N,34G,26G,22G) (49G,26G,43G) (48G) (31B) (36G).

STARTERS:
OFFENSE: WR Shawn Jefferson (16); LT Bruce Armstrong (16); LG Max Lane (9), Damon Denson (4), Heath Irwin (3); C Dave Wohlabaugh (16); RG Todd Rucci (16); RT Zefross Moss (14), M. Lane (2); TE Ben Coates (14), Lovett Purnell (2); WR Terry Glenn (9), Tony Simmons (6), Vincent Brisby (1); QB Drew Bledsoe (14), Scott Zolak (2); RB Robert Edwards (15), Harold Shaw (1); FB Tony Carter (7), Chris Floyd (2); 3rd TE Rod Rutledge (4), L. Purnell (3).

DEFENSE: DE Ferric Collons (13), Chris Sullivan (3); NT Chad Eaton (14), Mark Wheeler (1), Henry Thomas (1); DT H. Thomas (14), C. Sullivan (1), M. Wheeler (1); Elephant Willie McGinst (8), C. Sullivan (6), Brandon Mitchell (1), Greg Spires (1); SLB Chris Slade (15), Vernon Crawford (1); MLB Ted Johnson (13), Marty Moore (2), Todd Collins (1); WLB T. Collins (9), Tedy Bruschi (7); LCB Ty Law (16); RCB Chris Canty (9), Steve Israel (7); SS Lawyer Milloy (16); FS Willie Clay (16).

1998 Coaching Staff: Pete Carroll, Offensive Line, Jeff Davidson, Asst. Offensive Line, Ray Hamilton, Defensive Line, Ron Lynn, Defensive Backs, Johnny Parker, Strength/ Conditioning, Bo Pelini, Linebackers, Jack Reilly, Quarterbacks, Dante Scarneccia, Special Teams, Steve Sidwell, Defensive Coordinator, Carl Smith, Tight Ends, DeWayne Walker, Defensive Assistant - Secondary, Steve Walters, Wide Receivers, Kirby Wilson, Running Backs, Ernie Zampese, Offensive Coordinator.

Pro Bowl (3): TE Ben Coates (5), CB Ty Law (1), SS Lawyer Milloy (1).

PASSING	ATT	CMP	YARDS	CMP%	YDS/ATT	TD	TD%	INT	INT%	LG	SK/YDS	RATING
Bledsoe	481	263	3633	54.7	7.55	20	4.2	14	2.9	86t	36/295	80.9
Zolak	75	32	371	42.7	4.95	3	4.0	3	4.0	61t	4/49	54.9
Patriots	556	295	4004	53.1	7.20	23	4.1	17	3.1	86t	40/344	77.4
Opponents	570	336	3857	58.9	6.77	26	4.6	24	4.2	84t	36/222	77.1

1999 FINAL STATISTICS (8-8)

HEAD COACH: PETE CARROLL • TIED FOURTH IN AFC EAST • HOME STADIUM: FOXBORO STADIUM

Date	W/L	Score	Opp.	Att.
9/12	W	30-28	at N.Y. Jets	78,227
9/19	W	31-28	Indianapolis	59,640
9/26	W	16-14	N.Y. Giants	59,169
10/03	W	19-7	at Cleveland	72,368
10/10	L	14-16	at Kansas City	78,636
10/17	L	30-31	Miami	60,006
10/24	W	24-23	Denver	60,011
10/31	W	27-3	at Arizona	55,830
11/07			Bye Week	
11/15	L	17-24	N.Y. Jets	59,077
11/21	L	17-27	at Miami	74,295
11/28	L	7-17	at Buffalo	72,111
12/05	W	13-6	Dallas	58,444
12/12	L	15-20	at Indianapolis	56,975
12/19	L	9-24	at Philadelphia	65,475
12/26	L	10-13	Buffalo OT	55,014
1/02	W	20-3	Baltimore	50,263

TEAM STATISTICS	PATS	OPP
TOTAL FIRST DOWNS	280	281
Rushing	72	106
Passing	184	154
Penalty	24	21
3rd Down: Made/Att	79/223	81/231
3rd Down Pct.	35.4	35.1
4th Down: Made/Att	4/13	5/18
4th Down Pct.	30.8	27.8
POSSESSION AVG.	28:49	31:11
TOTAL NET YARDS	5062	4808
Avg. Per Game	316.4	300.5
Total Plays	1021	1048
Avg. Per Play	5.0	4.6
NET YARDS RUSHING	1426	1795
Avg. Per Game	89.1	112.2
Total Rushes	425	486
NET YARDS PASSING	3636	3013
Avg. Per Game	227.3	188.3
Sacked/Yards Lost	56/349	42/268
Gross Yards	3985	3281
Att./Completions	540/305	520/293
Completion Pct.	56.5	56.3
Had Intercepted	21	16
PUNTS/AVERAGE	90/41.5	95/41.2
NET PUNTING AVG.	90/34.6	95/33.7
PENALTIES/YARDS	95/812	102/775
FUMBLES/BALL LOST	27/12	29/15
TOUCHDOWNS	32	30
Rushing	9	6
Passing	19	23
Returns	4	1

SCORE BY PERIODS	1	2	3	4	OT	TOTAL
Patriots	61	84	67	87	0	299
Opponents	70	101	56	54	3	284

SCORING	TD	Ru	Pa	Rt	PAT	FG	S	TP
Vinatieri	0	0	0	0	29/30	26/33	0	107
Allen	9	8	1	0	0	0	0	54
Jefferson	6	0	6	0	0	0	0	36
Glenn	4	0	4	0	0	0	0	24
Coates	2	0	2	0	0	0	0	12
Faulk	2	1	1	0	0	0	0	12
Simmons	2	0	2	0	0	0	0	12
Bartrum	1	0	1	0	0	0	0	6
Brown	1	0	1	0	0	0	0	6
Eaton	1	0	0	1	0	0	0	6
Katzenmoyer	1	0	0	1	0	0	0	6
Law	1	0	0	1	0	0	0	6
McGinest	1	0	0	1	0	0	0	6
Warren	1	0	1	0	0	0	0	6
Patriots	32	9	19	4	29/30	26/33	0	299
Opponents	30	6	23	1	27/27	25/30	1	284

2-Pt. Conversions: Team 0-2, Opponents 0-3.

RUSHING	NO	YDS	AVG	LG	TD
Allen	254	896	3.5	39	8
Faulk	67	227	3.4	43	1
Warren	35	120	3.4	18	0
Bledsoe	42	101	2.4	25	0
T. Carter	6	26	4.3	9	0
Shaw	9	23	2.6	12	0
L. Johnson	2	13	6.5	13	0
Floyd	6	12	2.0	6	0
Elison	2	10	5.0	8	0
C. Carter	0	0	---	---	0
Friesz	2	-2	-1.0	-1	0
Patriots	425	1426	3.4	43	9
Opponents	486	1795	3.7	60	6

RECEIVING	NO	YDS	AVG	LG	TD
Glenn	69	1147	16.6	67	4
Jefferson	40	698	17.5	68t	6
Brown	36	471	13.1	37	1
Coates	32	370	11.6	27	2
Warren	29	262	9.0	21	1
T. Carter	20	108	5.4	20	0
Simmons	19	276	14.5	58t	2
Brisby	18	266	14.8	40	0
Allen	14	125	8.9	38	1
Faulk	12	98	8.2	19	1
Rutledge	7	66	9.4	13	0
Elison	4	50	12.5	23	0
Shaw	2	31	15.5	29	0
Floyd	2	16	8.0	11	0
Bartrum	1	1	1.0	1t	1
Patriots	305	3985	13.1	68t	19
Opponents	293	3281	11.2	69t	23

INTERCEPTIONS	NO	YDS	AVG	LG	TD
Milloy	4	17	4.3	17	0
Serwanga	3	2	0.7	2	0
C. Carter	3	13	4.3	8	0
Law	2	20	10.0	27t	1
Katzenmoyer	1	57	57.0	57t	1
Bruschi	1	1	1.0	1	0
Israel	1	0	0.0	0	0
Slade	1	0	0.0	0	0
Patriots	16	110	6.9	57t	2
Opponents	21	299	14.2	84	1

PUNTING	NO	YDS	AVG	NET	TB	INZO	LG	BLK
L. Johnson	90	3735	41.5	34.6	14	23	58	0
Patriots	90	3735	41.5	34.6	14	23	58	0
Opponents	95	3914	41.2	33.7	11	20	65	1

PUNT RETURNS	NO	FC	YDS	AVG	LG	TD
Brown	38	13	405	10.7	52	0
Faulk	10	4	90	9.0	20	0
Patriots	48	17	495	10.3	52	0
Opponents	36	20	345	9.6	45	0

KICK RETURNS	NO	YDS	AVG	LG	TD
Faulk	39	943	24.2	95	0
Brown	8	271	33.9	54	0
Simmons	6	132	22.0	29	0
Jones	5	113	22.6	28	0
Warren	2	25	12.5	16	0
Elison	1	13	13.0	13	0
Sullivan	1	1	1.0	1	0
Patriots	62	1498	24.2	95	0
Opponents	64	1441	22.5	58	0

SACKS: McGinest 9.0, Slade 4.5, Katzenmoyer 3.5, Eaton 3.0, Mitchell 3.0, Thomas 3.0, Whigham 3.0, Bruschi 2.0, Collins 2.0, T. Johnson 2.0, Milloy 2.0, C. Carter 1.0, Israel 1.0, Serwanga 1.0, Sullivan 1.0, Law 0.5, Spires 0.5, Team 42.0, Opponents 56.0

FIELD GOALS	1-19	20-29	30-39	40-49	50+
Vinatieri	1/1	14/14	5/7	5/9	1/2
Patriots	1/1	14/14	5/7	5/9	1/2
Opponents	2/2	11/11	5/6	6/8	1/3

Vinatieri: (336,216,236) (266) (386,196,416) (226,216,42N) (48N,32N) (416,396,346) (28G) () (22G) (27G) () (41G,23G) (28G,286,26G) (236,436,56N,46G) (44N,38G,33N,44N) (25G,51G)

OPPOSITIONS: () () (41N) (38N) (226,416,236) (206,336,456,456,416,53G) (406,286,306,59N) (24G) (26G) (196,23G) (28G) (206,43N,34G) (286,31G) (43G,51N) (39G,23G) (19G).

STARTERS:
OFFENSE: WR Shawn Jefferson (16); LT Bruce Armstrong (16); LG Heath Irwin (13), Max Lane (3); C Damien Woody (16); RG Todd Rucci (14); M. Lane (2); RT Zefross Moss (13), M. Lane (2), Ed Ellis (1); TE Ben Coates (15), Rod Rutledge (1); WR Terry Glenn (13), Vincent Brisby (1), Troy Brown (1) Tony Simmons (1), QB Drew Bledsoe (16); RB Terry Allen (13), Kevin Faulk (2), Lamont Warren (1); FB Tony Carter (14); 3rd TE R. Rutledge (1); 2nd RB L. Warren (1).

DEFENSE: DE Brandon Mitchell (16); NT Chad Eaton (16); DT Henry Thomas (16); Elephant Willie McGinest (16); SLB Chris Slade (16); MLB Andy Katzenmoyer (11), Ted Johnson (5); WLB Tedy Bruschi (14), Marty Moore (2); LCB Ty Law (13), Kato Serwanga (3); RCB Steve Israel (13), Tebucky Jones (2), Terry Billups (1); SS Lawyer Milloy (16); FS Chris Carter (15), Tony George (1).

1999 Coaching Staff: Jeff Davidson, Asst. Offensive Line, Ivan Fears, Wide Receivers, Ray Hamilton, Defensive Line, Ron Lynn, Defensive Backs, Johnny Parker, Strength/Conditioning, Bo Pelini, Linebackers, Jack Reilly, Quarterbacks, Dante Scarnechia, Offensive Line, Brad Seely, Special Teams, Steve Sidwell, Defensive Coordinator, Carl Smith, Tight Ends, DeWayne Walker, Defensive Assistant - Secondary, Kirby Wilson, Running Backs, Ernie Zampese, Offensive Coordinator.

Pro Bowl (2): WR Terry Glenn (1), SS Lawyer Milloy (2).

PASSING	ATT	CMP	YARDS	CMP%	YDS/ATT	TD	TD%	INT	INT%	LG	SK/YDS	RATING
Bledsoe	539	305	3985	56.6	7.39	19	3.5	21	3.9	68t	55/342	75.6
Brown	1	0	0	0.0	0.00	0	0.0	0	0.0	0	0/0	39.6
Warren	0	0	0	---	---	0	---	0	---	---	1/7	75.4
Patriots	540	305	3985	56.5	7.38	19	3.5	21	3.9	68t	56/349	75.4
Opponents	520	293	3281	56.3	6.31	23	4.4	16	3.1	69t	42/268	77.3

2000 FINAL STATISTICS (5-11)

HEAD COACH: BILL BELICHICK • FIFTH IN AFC EAST • HOME STADIUM: FOXBORO STADIUM

Date	W/L	Score	Opp.	Att.
9/03	L	16-21	Tampa Bay	60,292
9/11	L	19-20	at N.Y. Jets	77,687
9/17	L	13-21	Minnesota	60,292
9/24	L	3-10	at Miami	73,344
10/01	W	28-19	at Denver	75,684
10/08	W	24-16	Indianapolis	60,292
10/15	L	17-34	N.Y. Jets	60,292
10/22	L	23-30	at Indianapolis	56,828
10/29			BYE WEEK	
11/05	L	13-16	Buffalo OT	60,292
11/12	L	11-19	at Cleveland	72,618
11/19	W	16-13	Cincinnati	60,292
11/23	L	9-34	at Detroit	77,923
12/04	W	30-24	at Kansas City	60,292
12/10	L	17-24	at Chicago	66,944
12/17	W	13-10	at Buffalo OT	47,230
12/24	L	24-27	Miami	60,292

RUSHING	NO	YDS	AVG	LG	TD
Faulk	164	570	3.5	18	4
Redmond	125	406	3.2	20	1
Bledsoe	47	158	3.4	16	2
Carter	37	90	2.4	9	2
Pass	18	58	3.2	11	0
Brown	6	46	7.7	35	0
Glenn	4	39	9.8	35	0
Shaw	9	12	1.3	5	0
Bishop	7	-1	-1.2	2	0
R. Harris	3	14	4.7	7	0
Floyd	2	-1	-5.0	0	0
L. Johnson	2	-1	-5.0	0	0
Patriots	424	1390	3.3	35	9
Opponents	495	1831	3.7	32	12

KICK RETURNS	NO	YDS	AVG	LG	TD
Faulk	38	816	21.5	40	0
Jackson	13	323	24.8	47	0
Simmons	4	82	20.5	39	0
Brown	2	15	7.5	9	0
Bruschi	2	13	6.5	7	0
S. Davis	2	45	22.5	32	0
Carter	1	16	16.0	16	0
Hamilton	1	0	0.0	0	0
Redmond	1	25	25.0	25	0
Patriots	64	1335	20.9	47	0
Opponents	62	1350	21.8	87	1

FIELD GOALS	1-19	20-29	30-39	40-49	50+
Vinatieri	0/0	11/13	8/9	7/8	1/3
Patriots	0/0	11/13	8/9	7/8	1/3
Opponents	1/1	5/7	11/13	7/11	0/0

TEAM STATISTICS	PATS	OPP
TOTAL FIRST DOWNS	283	326
Rushing	80	108
Passing	172	184
Penalty	31	34
3rd Down: Made/Att	82/234	103/237
3rd Down Pct.	35.0	43.5
4th Down: Made/Att	13/26	9/10
4th Down Pct.	50.0	90.0

POSSESSION AVG.	PATS	OPP
TOTAL NET YARDS	4571	5353
Avg. Per Game	285.7	334.6
Total Plays	1037	1068
Avg. Per Play	4.4	5.0

NET YARDS RUSHING	PATS	OPP
NET YARDS RUSHING	1390	1831
Avg. Per Game	86.9	114.1
Total Rushes	424	495

NET YARDS PASSING	PATS	OPP
NET YARDS PASSING	3181	3522
Avg. Per Game	198.8	220.1
Sacked/Yards Lost	48/280	29/172
Gross Yards	3461	3694
Att./Completions	565/328	544/321
Completion Pct.	58.1	59.0
Had Intercepted	15	10

PUNTS/AVERAGE	PATS	OPP
PUNTS/AVERAGE	90/42.2	87/40.4
NET PUNTING AVG.	90/36.8	87/31.9
PENALTIES/YARDS	99/815	95/897
FUMBLES/BALL LOST	23/10	27/13
TOUCHDOWNS	28	38
Rushing	9	12
Passing	18	23
Returns	1	3

SCORE BY PERIODS	1	2	3	4	OT TOTAL	
Patriots	76	86	30	81	3	276
Opponents	53	122	52	108	3	338

SCORING	TD	Ru	Pa	Rt	PAT	FG	S	TP
Vinatieri	0	0	0	0	25/25	27/33	0	106
Glenn	6	0	0	0	0	0	0	36
Faulk	5	4	1	0	0	0	0	32
Brown	5	0	4	1	0	0	0	30
Redmond	3	1	2	0	0	0	0	18
Bjornson	2	0	2	0	0	0	0	12
Bledsoe	2	2	0	0	0	0	0	12
Carter	2	2	0	0	0	0	0	12
Wiggins	1	0	1	0	0	0	0	6
Rutledge	1	0	1	0	0	0	0	6
Simmons	1	0	1	0	0	0	0	6
Patriots	28	9	18	1	25/25	27/33	0	276
Opponents	38	12	23	3	34/34	24/32	1	338

2-Pt. Conversions: Patriots 1-3 (Faulk), Opponents 1-4.

RECEIVING	NO	YDS	AVG	LG	TD
Brown	83	944	11.4	44	4
Glenn	79	963	12.2	39	6
Faulk	51	465	9.1	52	1
Bjornson	20	152	7.6	19	2
Redmond	20	126	6.3	20	2
Wiggins	16	203	12.7	59	1
Rutledge	15	103	6.9	16	1
Simmons	14	231	16.5	46	1
Carter	9	73	8.1	21	0
Calloway	5	95	19.0	28	0
Jackson	5	44	8.8	13	0
Pass	4	17	4.3	15	0
S. Davis	2	12	6.0	9	0
Shaw	2	11	5.5	8	0
R. Harris	2	1	0.5	2	0
Floyd	1	21	21.0	21	0
Patriots	328	3461	10.6	59	18
Opponents	321	3694	11.5	81	23

INTERCEPTIONS	NO	YDS	AVG	LG	TD
Law	2	32	16.0	32	0
Mooney	2	20	10.0	20	0
Jiles	2	2	1.0	2	0
Smith	1	56	56.0	56	0
Langham	1	24	24.0	24	0
Thomas	1	16	16.0	16	0
A. Harris	1	11	11.0	11	0
Patriots	10	161	16.1	56	0
Opponents	15	208	13.9	10	2

PUNTING	NO	YDS	AVG	NET	TB	IN20	LG	BLK
L. Johnson	89	3798	42.7	36.8	5	31	62	1
Patriots	90	3798	42.2	36.8	5	31	62	1
Opponents	87	3513	40.4	31.9	9	23	62	0

PUNT RETURNS	NO	FC	YDS	AVG	LG	TD
Brown	39	19	504	12.9	66	1
Faulk	6	3	58	9.7	35	0
Patriots	45	22	562	12.5	66	1
Opponents	43	21	384	8.9	56	0

SACKS: McGinest 6.0, Spires 6.0, Thomas 4.5, Slade 4.0, Eaton 2.5, Serwanga 2.0, Hamilton 1.5, Bruschi 1.0, A. Harris 1.0, T. Johnson 0.5, Patriots 29.0, Opponents 48.0.

Vinatieri: (306, 55N) (326, 356, 306, 336, 29N) (44N) (406, 53N) (1) (216) (236) (276, 266, 286) (486, 436) (386) (386, 216, 226) (246, 476, 436) (486, 536, 376, 276) (406) (226, 27N, 246) (336).

OPPOSITIONS: (1) (1) (43G) (20G, 43M) (33G, 33G, 34G) (38G, 46N, 27G) (86G) (19G, 48G, 32G) (39G, 43G, 35G, 35G) (28G, 30N, 45G) (31G, 36G) (42G) (24G, 47M) (25G, 23B, 30B) (47G, 47N, 28N, 49G).

STARTERS:
OFFENSE: WR Troy Brown (15); LT Bruce Armstrong (16); LG Joe Andruzzi (11), Adrian Klemm (3), Derrick Fletcher (2); C Damien Woody (16); RG Sale Isaia (14), Max Lane (2); RT Grant Williams (8), Greg Robinson-Randall (4), M. Lane (3), A. Klemm (1); TE Rod Rutledge (10), Eric Bjornson (6); WR Terry Glenn (16); QB Drew Bledsoe (16); RB Kevin Faulk (9), J.R. Redmond (5), Patrick Pass (2); FB Tony Carter (6); 2nd TE Jermaine Wiggins (2), R. Rutledge (1), Chris Eitzmann (1); 3rd WR Chris Calloway (2) Curtis Jackson (2), Tony Simmons (2), Shockman Davis (1).

DEFENSE: DE/OB Willie McGinest (14), Brandon Mitchell (1), Greg Spires (1); DE B. Mitchell (8), Garrett Johnson (2), Chad Eaton (1), G. Spires (1), Henry Thomas (1); NT C. Eaton (12), H. Thomas (4); RDE Bobby Hamilton (16), SLB Chris Slade (15); ILB Ted Johnson (11), Rob Holmberg (4), Andy Katzenmoyer (1); WLB Ted Bruschi (16); 4th LB A. Katzenmoyer (2), R. Holmberg (1); LCB Ty Law (15), Antonio Langham (1); RCB Otis Smith (12), A. Langham (4); SS Lawyer Milloy (16), FS Tebucky Jones (9), Larry Whigham (4), O. Smith (2), A. Langham (1); 5th DB A. Langham (1).

2000 Coaching Staff: Ned Burke, Coaching Assistant; Brian Daboll, Coaching Assistant; Jeff Davidson, Assistant Offensive Line; Ivan Fears, Wide Receivers; Mark Jackson, coaching assistant; Pepper Johnson, Assistant Linebackers; Eric Mangini, Defensive Backs; Randy Melvin, Defensive Line; Markus Paul, Assistant Strength and Conditioning; Dick Rehebin, Quarterbacks; Rob Ryan, Linebackers; Dante Scarnecchia, Assistant Head Coach/Offensive Line; Brad Seely, Special Teams; DeWayne Walker, Defensive Assistant; Charlie Weis, Offensive Coordinator/Running Backs; Mike Woicik, Strength and Conditioning.

Pro Bowl (0)

PASSING	ATT	CMP	YARDS	CMP%	YDS/ATT	TD	TD%	INT	INT%	LG	SK/YDS	RATING
Bledsoe	531	312	3291	58.8	6.20	17	3.2	13	2.4	59	45/264	77.3
Friesz	21	11	66	52.4	3.14	0	0.0	1	4.8	17	3/16	39.0
Bishop	9	3	80	33.3	8.89	1	11.1	1	11.1	44	0/0	64.4
Brady	3	1	6	33.3	2.00	0	0.0	0	0.0	0	0/0	42.4
L. Johnson	1	1	18	100.0	18.00	0	0.0	0	0.0	18	0/0	118.8
Patriots	565	328	3461	58.1	6.13	18	3.2	15	2.7	59	48/280	75.5
Opponents	544	321	3694	59.0	6.79	23	4.2	10	1.8	81	29/172	86.0

2001 FINAL STATISTICS (11-5)

HEAD COACH: BILL BELICHICK • AFC EAST DIVISION CHAMPIONS • HOME STADIUM: FOXBORO STADIUM

Date	W/L	Score	Opp.	Att.	RUSHING	NO	YDS	AVG	LG	TD	KICK RETURNS	NO	YDS	AVG	LG	TD
9/09	L	17-23	at Cincinnati	51,521	A. Smith	287	1157	4.0	44	12	Faulk	33	662	20.1	42	0
9/23	L	3-10	N.Y. Jets	60,292	Faulk	41	169	4.1	24	1	Pass	10	222	22.2	32	0
9/30	W	44-13	Indianapolis	60,292	M. Edwards	51	141	2.8	14	1	Kelly	7	123	17.6	28	0
10/07	L	10-30	at Miami	73,024	Redmond	35	119	3.4	16	0	Jackson	2	30	15.0	19	0
10/14	W	29-26	San Diego OT	60,292	Brown	11	91	8.3	31	0	Patten	2	44	22.0	24	0
10/21	W	38-17	at Indianapolis	56,022	Patten	5	67	13.4	29t	1	Redmond	2	57	28.5	30	0
10/28	L	20-31	at Denver	74,750	Brady	36	43	1.2	12	0	Brown	1	13	13.0	13	0
11/04	W	24-10	at Atlanta	45,572	Bledsoe	5	18	3.6	8	0	Bruschi	1	10	10.0	10	0
11/11	W	21-11	Buffalo	60,292	Pass	1	7	7.0	7	0	M. Edwards	1	23	23.0	23	0
11/18	L	17-24	St. Louis	60,292	L. Johnson	1	-19	-19.0	-19	0	Patriots	59	1184	20.1	42	0
11/25	W	34-17	New Orleans	60,292	Patriots	473	1793	3.8	44	15	Opponents	75	1658	22.1	64	0
12/02	W	17-16	at N.Y. Jets	78,712	Opponents	429	1855	4.3	58	7						
12/09	W	27-16	Cleveland	60,292												
12/16	W	12-9	at Buffalo OT	45,527												
12/22	W	20-13	Miami	60,292												

Date	W/L	Score	Opp.	Att.
1/06	W	38-6	at Carolina	71,907

AFC PLAYOFFS

1/19	W	16-13	Oakland OT	60,292
1/27	W	24-17	at Pittsburgh	64,704

SUPER BOWL XXXVI (at New Orleans, La.)

2/03	W	20-17	St. Louis	72,922
------	---	-------	-----------	--------

TEAM STATISTICS		PATS	OPP
TOTAL FIRST DOWNS		292	303
Rushing	101	99	
Passing	163	171	
Penalty	28	33	
3rd Down: Made/Att	91/221	80/215	
3rd Down Pct.	41.2	37.2	
4th Down: Made/Att	7/17	5/15	
4th Down Pct.	41.2	33.3	

POSSESSION AVG.		PATS	OPP
TOTAL NET YARDS		4882	5352
Avg. Per Game	305.1	334.5	
Total Plays	1001	1016	
Avg. Per Play	4.9	5.3	

NET YARDS RUSHING		PATS	OPP
NET YARDS RUSHING		1793	1855
Avg. Per Game	112.1	115.9	
Total Rushes	473	429	

NET YARDS PASSING		PATS	OPP
NET YARDS PASSING		3089	3497
Avg. Per Game	193.1	218.6	
Sacked/Yards Lost	46/237	41/234	
Gross Yards	3326	3731	
Att./Completions	482/306	546/299	
Completion Pct.	63.5	54.8	
Had Intercepted	15	22	

PUNTS/AVERAGE		PATS	OPP
PUNTS/AVERAGE		74/41.1	73/39.5
Net Punting Avg.	74/38.1	73/31.6	

PENALTIES/YARDS		PATS	OPP
PENALTIES/YARDS		92/802	93/839

FUMBLES/BALL LOST		PATS	OPP
FUMBLES/BALL LOST		29/13	23/13

TOUCHDOWNS		PATS	OPP
TOUCHDOWNS		43	26
Rushing	15	7	
Passing	21	15	
Returns	7	4	

SCORE BY PERIODS		1	2	3	4	OT	TOTAL
Patriots		74	133	58	100	6	371
Opponents		54	51	94	73	0	272

SCORING		TD	Ru	Pa	Rt	PAT	FG	S	TP
Vinatieri	0	0	0	0	41/42	24/30	0	113	
A. Smith	13	12	1	0	0	0	0	78	
Brown	7	0	5	2	0	0	0	42	
Patten	5	1	4	0	0	0	0	30	
Wiggins	4	0	4	0	0	0	0	24	
M. Edwards	3	1	2	0	0	0	0	18	
Faulk	3	1	2	0	0	0	0	18	
Law	2	0	2	0	0	0	0	12	
O. Smith	2	0	2	0	0	0	0	12	
Buckley	1	0	1	0	0	0	0	6	
Glenn	1	0	1	0	0	0	0	6	
C. Johnson	1	0	1	0	0	0	0	6	
Pass	1	0	1	0	0	0	0	6	
Patriots	43	15	21	7	41/42	24/30	0	371	
Opponents	26	7	15	4	22/22	30/41	0	272	

2-Pt. Conversions: Patriots 0-1, Opponents 2-4

RECEIVING		NO	YDS	AVG	LG	TD
Brown	101	1199	11.9	60t	5	
Patten	51	749	14.7	91t	4	
Faulk	30	189	6.3	28	2	
M. Edwards	25	166	6.6	17	2	
A. Smith	19	192	10.1	41t	1	
Glenn	14	204	14.6	23	1	
Wiggins	14	133	9.5	31	4	
C. Johnson	14	111	7.9	24t	1	
Redmond	13	132	10.2	17	0	
Pass	6	66	11.0	23t	1	
Rutledge	5	35	7.0	9	0	
Small	4	29	7.3	11	0	
Emanuel	4	25	6.3	16	0	
Coleman	2	50	25.0	46	0	
Jackson	2	16	8.0	12	0	
Brady	1	23	23.0	23	0	
Cox	1	7	7.0	7	0	
Patriots	306	3326	10.9	91t	21	
Opponents	299	3731	12.5	68	15	

INTERCEPTIONS		NO	YDS	AVG	LG	TD
O. Smith	5	181	36.2	78t	2	
Law	3	91	30.3	46t	2	
Buckley	3	76	25.3	52t	1	
Vrabel	2	27	13.5	15	0	
Milloy	2	21	10.5	21	0	
Had	2	7	3.5	4	0	
Pleasant	2	0	0.0	0	0	
Phifer	1	14	14.0	14	0	
Stevens	1	9	9.0	9	0	
T. Jones	1	-4	-4.0	-4	0	
Patriots	22	422	19.2	78t	5	
Opponents	15	273	18.2	49t	2	

PUNTING		NO	YDS	AVG	NET	TB	IN20	LG	BLK
Walter	49	1964	40.1	38.1	2	24	58	0	
L. Johnson	24	1045	43.5	38.3	3	3	76	0	
Vinatieri	1	33	33.0	33.0	0	1	33	0	
Patriots	74	3042	41.1	38.1	5	28	76	0	
Opponents	73	2885	39.5	31.6	7	18	61	0	

PUNT RETURNS		NO	FC	YDS	AVG	LG	TD
Brown	29	15	413	14.2	85t	2	
Faulk	4	0	27	6.8	10	0	
Patriots	33	15	440	13.3	85t	2	
Opponents	26	17	124	4.8	26	0	

SACKS: Hamilton 7.0, McGinst 6.0, Pleasant 6.0, Milloy 3.0, Seymour 3.0, Vrabel 3.0, Bruschi 2.0, Phifer 2.0, O. Smith 2.0, Buckley 1.0, T. Jones 1.0, Law 1.0, Mitchell 1.0, Parker 1.0, Patriots 41.0, Opponents 46.0

FIELD GOALS		1-19	20-29	30-39	40-49	50+
Vinatieri	1/1	8/8	7/8	7/12	1/1	
Patriots	1/1	8/8	7/8	7/12	1/1	
Opponents	2/2	11/12	8/9	7/14	2/4	

Vinatieri: (396) (24G) (476, 48G, 35G) (37G) (26G, 44N, 23G, 44G) (43G) (24G, 44G) (48G) (43N, 45N) (33G) (46N) (28G) (54G, 38G, 39N, 48N) (40G, 32G, 25G, 23G) (32G, 23G) (19G).

OPPONENTS: (36G, 47G, 33G) (26G) () (19G, 34G, 27G) (21G, 36N, 27G, 59N) (46G, 42G, 25G, 42G, 24G) (50G) (58N, 49N, 20G) (24G, 49N) (42N, 35G) (48N, 43N, 31G) (19G, 40G, 50G) (27G, 39G, 22G) (43N, 41G, 25G, 41G) (36G, 36G) (29G, 40G).

STARTERS:
OFFENSE: WR Troy Brown (13), Charles Johnson (1), David Patten (1); LT Matt Light (12), Grant Williams (4); LG Mike Compton (15), Damien Woody (1); C D. Woody (14), M. Compton (1), Grey Ruesger (1); RG Joe Andruzzi (16); RT Greg Robinson-Randall (16); TE Rod Rutledge (13), Jermaine Braxton (3); WR D. Patten (13), Bert Emanuel (1); QB Tom Brady (14), Drew Bledsoe (2); RB Antwan Smith (15), Kevin Faulk (1); FB Marc Edwards (13); 2nd TE J. Wiggins (3), R. Rutledge (1); 3rd WR C. Johnson (3); T. Glenn (1).

DEFENSE: DE Bobby Hamilton (15), Willie McGinst (1); NT/DT Brandon Mitchell (11), Richard Seymour (3), Jace Saylor (1), DE/DT Anthony Pleasant (9), R. Seymour (7); OLB/DE A. Pleasant (7), Mike Vrabel (6), W. McGinst (7); ILB/OLB Brian Cox (7), M. Vrabel (6), W. McGinst (1); PLB/MLB Tedy Bruschi (9), Ted Johnson (5); OLB Roman Phifer (16); LCB Ty Law (16); RCB Otis Smith (15), Terrell Buckley (1); SS Lawyer Milloy (16); FS Tebucky Jones (12), Matt Stevens (3); 5th DB Terrence Shaw (4), Antwan Harris (1); 6th DB M. Stevens (1).

2001 Coaching Staff: Ned Burke, Coaching Assistant; Romeo Crennel, Defensive Coordinator, Brian Daboll, Coaching Assistant; Jeff Davidson, Assistant Offensive Line; Ivan Fears, Wide Receivers; Pepper Johnson, Inside Linebackers; Eric Mangini, Defensive Backs; Randy Melvin, Defensive Line; Markus Paul, Assistant Strength and Conditioning; Rob Ryan, Outside Linebackers; Dante Scarnecchia, Assistant Head Coach/Offensive Line; Brad Seely, Special Teams; Charlie Weis, Offensive Coordinator/ Running Backs; Mike Woicik, Strength and Conditioning.

Pro Bowl (4): QB Tom Brady (1), WR Troy Brown (1), CB Ty Law (2), S Lawyer Milloy (3).

PASSING	ATT	CMP	YARDS	CMP%	YDS/ATT	TD	TD%	INT	INT%	LG	SK/YDS	RATING
Brady	413	264	2843	63.9	6.88	18	4.4	12	2.9	9t	41/216	86.5
Bledsoe	66	40	400	60.6	6.06	2	3.0	2	3.0	58	5/21	75.3
Patten	2	1	60	50.0	30.00	1	50.0	1	50.0	60t	0/0	95.8
Faulk	1	1	23	100.0	23.00	0	0.0	0	0.0	23	0/0	118.8
Patriots	482	306	3326	63.5	6.90	21	4.4	15	3.1	9t	46/237	85.3
Opponents	546	299	3731	54.8	6.83	15	2.7	22	4.0	68		

2002 FINAL STATISTICS (9-7)

HEAD COACH: BILL BELICHICK • SECOND IN AFC EAST • HOME STADIUM: GILLETTE STADIUM

Date	W/L	Score	Opp.	Att.	RUSHING	NO	YDS	AVG	LG	TD	KICK RETURNS	NO	YDS	AVG	LG	TD
9/09	W	30-14	Pittsburgh	68,436	A. Smith	252	982	3.9	42t	6	Branch	36	863	24.0	63	0
9/15	W	44-7	at N.Y. Jets	78,726	Faulk	52	271	5.2	45t	2	Faulk	26	725	27.9	87t	2
9/22	W	41-38	at Kansas City OT	68,436	Brady	42	110	2.6	15	1	Pass	7	123	17.6	28	0
9/29	L	14-21	at San Diego	66,463	Edwards	31	96	3.1	17	0	Edwards	3	27	9.0	15	0
10/06	L	13-26	at Miami	73,369	Pass	4	27	6.8	13	0	Bruschi	1	11	11.0	11	0
10/13	L	10-28	Green Bay	68,436	Brown	3	14	4.7	21	0	J. Green	1	10	10.0	10	0
10/27	L	16-24	BYE WEEK		Patten	2	6	3.0	7	0	Redmond	1	12	12.0	12	0
11/03	W	38-7	at Buffalo	73,448	Huard	1	4	4.0	4	0	Patriots	75	1771	23.6	87t	2
11/10	W	33-30	at Chicago	63,105	Redmond	4	2	0.5	5	0	Opponents	73	1493	20.5	57	0
11/17	L	20-27	at Oakland	62,552	Branch	2	0	0.0	4	0	FIELD GOALS	1-19	20-29	30-39	40-49	50+
11/24	W	24-17	Minnesota	68,436	Davey	2	-4	-2.0	-2	0	Vinatieri	0/0	0/6	12/12	8/10	1/2
11/28	W	20-12	at Detroit	62,109	Patriots	395	1508	3.8	45t	9	Patriots	0/0	0/6	12/12	8/10	1/2
12/08	W	27-17	Buffalo	68,436	Opponents	467	2198	4.7	58t	17	Opponents	1/1	6/7	8/10	5/14	0/2
12/16	L	7-24	at Tennessee	68,809												
12/22	L	17-30	N.Y. Jets	68,436												
12/29	W	27-24	Miami OT	68,436												

TEAM STATISTICS	PATS	OPP
TOTAL FIRST DOWNS	304	315
Rushing	99	129
Passing	184	158
Penalty	21	28
3rd Down: Made/Att	94/220	95/221
3rd Down Pct.	42.7	43.0
4th Down: Made/Att	9/20	10/16
4th Down Pct.	45.0	62.5
POSSESSION AVG.	29:11	30:49
TOTAL NET YARDS	5085	5377
Avg. Per Game	317.8	336.1
Total Plays	1031	1032
Avg. Per Play	4.9	5.2
NET YARDS RUSHING	1508	2198
Avg. Per Game	94.3	137.4
Total Rushes	395	467
NET YARDS PASSING	3577	3179
Avg. Per Game	223.6	198.7
Sacked/Yards Lost	31/190	34/199
Gross Yards	3767	3378
Att./Completions	605/374	531/314
Completion Pct.	61.8	59.1
Had Intercepted	14	18
PUNTS/AVERAGE	71/38.4	68/39.4
NET SURVIVING AVG.	71/33.3	68/32.4
PENALTIES/YARDS	108/895	99/928
FUMBLES/BALL LOST	24/10	21/11
TOUCHDOWNS	43	40
Rushing	9	17
Passing	28	23
Returns	6	1

SCORE BY PERIODS	1	2	3	4	OT	TOTAL
Patriots	65	95	120	93	6	381
Opponents	57	120	93	76	0	346

SCORING	TD	Ru	Pa	Rt	PAT	FG	S	TP
Vinatieri	0	0	0	0	36/36	27/30	0	117
A. Smith	8	6	2	0	0	0	0	50
Fauria	7	0	7	0	0	0	0	44
Faulk	7	2	3	2	0	0	0	42
Patten	5	0	5	0	0	0	0	30
Brown	3	0	3	0	0	0	0	20
Branch	2	0	2	0	0	0	0	12
Bruschi	2	0	2	0	0	0	0	12
D. Hayes	2	0	2	0	0	0	0	12
Brady	1	1	0	0	0	0	0	6
Clelland	1	1	0	0	0	0	0	6
Givens	1	0	1	0	0	0	0	6
Graham	1	0	1	0	0	0	0	6
V. Green	1	0	1	0	0	0	0	6
T. Jones	1	0	1	0	0	0	0	6
Vrabel	1	0	1	0	0	0	0	6
Patriots	43	9	28	6	36/36	27/30	0	381
Opponents	41	17	23	1	40/41	20/34	0	346

2-Pt. Conversions: Patriots 3-7, Opponents 0-0.

PASSING	ATT	CMP	YARDS	CMP%	YDS/ATT	TD	TD%	INT	INT%	LG	SK/YDS	RATING
Brady	601	373	3764	62.1	6.26	28	4.7	14	2.3	49t	31/190	85.7
Davey	2	1	3	50.0	1.50	0	0.0	0	0.0	3	0/0	56.3
Faulk	1	0	0	0.0	0.00	0	0.0	0	0.0	0	0/0	39.6
Patten	1	0	0	0.0	0.00	0	0.0	0	0.0	0	0/0	39.6
Patriots	605	374	3767	61.8	6.23	28	4.6	14	2.3	49t	31/190	85.3
Opponents	531	314	3378	59.1	6.36	23	4.3	18	3.4	52t	34/199	78.2

RECEIVING	NO	YDS	AVG	LG	TD
Brown	97	890	9.2	38	3
Patten	61	824	13.5	39	5
Branch	43	489	11.4	49t	2
Faulk	37	379	10.2	36t	3
A. Smith	31	243	7.8	35	2
Fauria	27	253	9.4	33	7
Edwards	23	196	8.5	27	0
Clelland	16	112	7.0	22	1
Graham	15	150	10.0	31	1
D. Hayes	12	133	11.1	40t	2
Givens	9	92	10.2	30	1
Redmond	2	5	2.5	3	0
Vrabel	1	1	1.0	1t	1
Patriots	374	3767	10.1	49t	28
Opponents	314	3378	10.8	52t	23

INTERCEPTIONS	NO	YDS	AVG	LG	TD
Buckley	4	50	12.5	39	0
Law	4	33	8.3	29	0
Bruschi	2	75	37.5	48t	2
O. Smith	2	21	10.5	22	0
V. Green	1	90	90.0	90t	1
Seymour	1	6	6.0	6	0
McGinest	1	2	2.0	2	0
Hamilton	1	0	0.0	0	0
T. Jones	1	0	0.0	0	0
Vrabel	1	0	0.0	0	0
Patriots	18	277	15.4	90t	3
Opponents	14	177	12.6	46	1

PUNTING	NO	YDS	AVG	NET	TB	IN20	LG	BLK
Walter	70	2723	38.9	33.3	9	19	55	1
Patriots	71	2723	38.4	33.3	9	19	55	1
Opponents	68	2680	39.4	32.4	9	15	62	0

PUNT RETURNS	NO	FC	YDS	AVG	LG	TD
Brown	24	10	175	7.3	27	0
Faulk	8	4	65	8.1	16	0
Branch	2	0	58	29.0	40	0
Patriots	34	14	298	8.8	40	0
Opponents	24	18	181	7.5	34	0

SACKS: McGinest 5.5, Seymour 5.5, Bruschi 4.5, Vrabel 4.5, Pleasant 3.0, J. Green 2.5, Hamilton 2.0, Johnson 1.5, T. Jones 1.5, Holsely 1.0, Law 1.0, Phifer 0.5, Patriots 34.0, Opponents 31.0.

FIELD GOALS	1-19	20-29	30-39	40-49	50+
Vinatieri	0/0	0/6	12/12	8/10	1/2
Patriots	0/0	0/6	12/12	8/10	1/2
Opponents	1/1	6/7	8/10	5/14	0/2

Vinatieri: (45G, 28G, 27G) (28G, 31G, 40G) (37G, 35G) (41N) () (32G) (26G) (46G) (57G, 31G, 42G, 25G) (36G, 31G, 52N) (34G) (31G, 29G) (39G, 46G, 43N) () (49G) (41G, 36G, 43G, 35G).

OPPONENTS: (39N) () (39G) (50B) (45N, 40G, 33G) (42N) (48N, 19G, 39N) (50N, 25N, 45N) (39G, 40G, 32G) (39G, 49B, 28G) (43B, 38G, 41N) (23G, 45G, 39G, 46G) (26G) (45N, 28G) (39G, 23G, 43G) (47N, 28G).

STARTERS:
OFFENSE: WR Troy Brown (13), Deion Branch (2), Donald Hayes (1); LT Matt Light (16); LG Mike Compton (15), Joe Andruzzi (1); C Damien Woody (13), Greg Rugeamer (2), M. Compton (1); RG J. Andruzzi (12), D. Woody (2), Adrian Klemm (1), Stephen Neal (1); RT Kennyatta Jones (11), Greg Randall (3), A. Klemm (2); TE Christian Fauria (13), Daniel Graham (2), Cameron Clelland (1); WR David Patten (14); QB Tom Brady (16); RB Antowain Smith (15); FB Marc Edwards (11); 2nd TE D. Graham (4); 3rd WR D. Branch (5).

DEFENSE: DE Bobby Hamilton (9), Willie McGinest (7); DT/NT B. Hamilton (6), Steve Martin (5), Richard Seymour (3), Rick Lyle (2); DT/DE R. Seymour (13), Anthony Pleasant (2), W. McGinest (1); DE/OLB A. Pleasant (9), Jarvis Green (4), Mike Vrabel (3); OLB/ILB M. Vrabel (10), Ted Bruschi (3), W. McGinest (1); MLB/ILB Ted Johnson (11), T. Bruschi (5); OLB/OLB Roman Phifer (14), T. Bruschi (1), W. McGinest (1); LCB Ty Law (16); RCB Otis Smith (13), Terrell Buckley (2), Leonard Myers (1); SS Lawyer Milloy (16); FS Tebucky Jones (12), Victor Green (4); 5th Defensive Back V. Green (2).

2002 Coaching Staff: Romeo Crennel, Defensive Coordinator/Defensive Line; Brian Daboll, Wide Receivers; Jeff Davidson, Assistant Offensive Line/Tight Ends; Ivan Fears, Running Backs; Pepper Johnson, Inside Linebackers; Eric Mangini, Defensive Backs; Markus Paul, Assistant Strength and Conditioning; Rob Ryan, Outside Linebackers; Dante Scarnecchia, Assistant Head Coach/Offensive Line; Brad Seely, Special Teams; Charlie Weis, Offensive Coordinator/Quarterbacks; Mike Woicik, Strength and Conditioning.

Pro Bowl (6): SpJ Larry Izzo (2); CB Ty Law (3), S Lawyer Milloy (4), DT Richard Seymour (1), K Adam Vinatieri (1), C Damien Woody (1).

2003 FINAL STATISTICS (14-2)

HEAD COACH: BILL BELICHICK • AFC EAST DIVISION CHAMPIONS • HOME STADIUM: GILLETTE STADIUM

Date	W/L	Score	at	Opp.	Att.
9/07	L	0-31	at	Buffalo	73,262
9/14	W	31-10	at	Philadelphia	67,624
9/21	W	23-16		N.Y. Jets	68,436
9/28	L	17-20	at	Washington	83,632
10/05	W	38-30		Tennessee	68,436
10/12	W	17-6		N.Y. Giants	68,436
10/19	W	19-13	at	Miami OT	73,650
10/26	W	9-3		Cleveland	68,436
11/03	W	30-26	at	Denver	68,436
BYE WEEK					
11/16	W	12-0		Dallas	68,436
11/23	W	23-20	at	Houston OT	70,719
11/30	W	38-34	at	Indianapolis	57,102
12/07	W	12-0		Miami	68,436
12/14	W	27-13		Jacksonville	68,436
12/20	W	21-16	at	N.Y. Jets	77,835
12/27	W	31-0		Buffalo	68,436
AFC PLAYOFFS					
1/10	W	17-14		Tennessee	68,436
1/18	W	24-14		Indianapolis	68,436
SUPER BOWL XXXVIII (at Houston, Texas)					
2/01	W	32-29		Carolina	71,525

TEAM STATISTICS	PATS	OPP
TOTAL FIRST DOWNS	294	293
Rushing	91	91
Passing	177	177
Penalty	26	25
3rd Down: Made/Att	84/227	81/235
3rd Down Pct.	37.0	34.5
4th Down: Made/Att	6/14	6/16
4th Down Pct.	42.9	37.5
POSSESSION AVG.	30:50	29:10
TOTAL NET YARDS	5039	4666
Avg. Per Game	314.9	291.6
Total Plays	1042	1060
Avg. Per Play	4.8	4.4
NET YARDS RUSHING	1607	1434
Avg. Per Game	100.4	89.6
Total Rushes	473	401
NET YARDS PASSING	3432	3232
Avg. Per Game	214.5	202.0
Sacked/Yards Lost	32/219	41/253
Gross Yards	3651	3485
Att./Completions	537/320	618/328
Completion Pct.	59.6	53.1
Had Intercepted	13	29
PUNTS/AVERAGE	88/37.1	90/40.6
NET PUNTING AVG.	88/33.5	90/34.4
PENALTIES/YARDS	111/998	107/845
FUMBLES/BALL LOST	25/11	31/12
TOUCHDOWNS	39	23
Rushing	9	10
Passing	23	11
Returns	7	2

SCORE BY PERIODS	1	2	3	4	OT	TOTAL
Patriots	80	83	79	97	9	348
Opponents	42	73	51	72	0	238

SCORING	TD	Ru	Pa	Rt	PAT	FG	S	TP
Vinateri	0	0	0	0	37/38	25/34	0	112
Givens	6	0	6	0	0	0	0	36
Cloud	5	5	0	0	0	0	0	30
T. Brown	4	0	4	0	0	0	0	24
Graham	4	0	4	0	0	0	0	24
Branch	3	0	3	0	0	0	0	18
B. Johnson	3	0	2	1	0	0	0	18
Smith	3	3	0	0	0	0	0	18
Bruschii	2	0	2	0	0	0	0	12
Fauria	2	0	2	0	0	0	0	12
Brady	1	1	0	0	0	0	0	6
Centers	1	0	1	0	0	0	0	6
Chatham	1	0	1	0	0	0	0	6
Law	1	0	1	0	0	0	0	6
McGinest	1	0	1	0	0	0	0	6
Samuel	1	0	1	0	0	0	0	6
Ward	1	0	1	0	0	0	0	6
Patriots	39	9	23	7	37/38	25/34	0	348
Opponents	23	10	11	2	21/21	25/35	1	238

PASSING	ATT	CMP	YARDS	CMP%	YDS/ATT	TD	TD%	INT	INT%	LG	SK/YDS	RATING
Brady	527	317	3620	60.2	6.87	23	4.4	12	2.3	821	32/219	85.9
Davey	7	3	31	42.9	4.43	0	0.0	0	0.0	16	0/0	56.3
Faulk	1	0	0	0.0	0.0	0	0.0	0	0.0	0	0/0	39.6
Givens	1	0	0	0.0	0.0	0	0.0	1	100.0	0	0/0	0.0
Huard	1	0	0	0.0	0.0	0	0.0	0	0.0	0	0/0	39.6
Patriots	537	320	3651	59.6	6.80	23	4.3	13	2.4	821	32/219	84.3
Opponents	618	328	3485	53.1	5.64	11	1.8	29	4.7	67	41/253	56.2

RUSHING	NO	YDS	AVG	LG	TD
Smith	182	642	3.5	30	3
Faulk	178	638	3.6	23	0
Cloud	27	118	4.4	42	5
Centers	21	82	3.9	13	0
Brady	42	63	1.5	11	1
T. Brown	6	27	4.5	11	0
Pass	6	27	4.5	11	0
Branch	1	11	11.0	11	0
Klecko	2	5	2.5	5	0
Patten	1	4	4.0	4	0
McCrary	3	3	1.0	4	0
Walter	2	0	0.0	0	0
Huard	1	-1	-1.0	-1	0
B. Johnson	1	-12	-12.0	-12	0
Patriots	473	1607	3.4	42	9
Opponents	401	1434	3.6	23	10

RECEIVING	NO	YDS	AVG	LG	TD
Branch	57	803	14.1	66t	3
Faulk	48	440	9.2	27	0
T. Brown	40	472	11.8	82t	4
Graham	38	409	10.8	38	4
Givens	34	510	15.0	57	6
Fauria	28	285	10.2	28	2
Centers	19	106	5.6	14	1
B. Johnson	16	209	13.1	45	2
Smith	14	92	6.6	16	0
Patten	9	140	15.6	42	0
Ward	7	106	15.1	31t	1
Pass	4	21	5.3	11	0
Stokes	2	38	19.0	31	0
McCrary	2	12	6.0	9	0
Cloud	1	8	8.0	9	0
Andruzzi	1	0	0.0	0	0
Patriots	320	3651	11.4	82t	23
Opponents	328	3485	10.6	67	11

INTERCEPTIONS	NO	YDS	AVG	LG	TD
Law	6	112	18.7	65t	1
Poole	6	81	13.5	44	0
Wilson	4	18	4.5	10	0
Bruschii	3	26	8.7	18t	2
Harrison	3	0	0.0	2	0
Samuel	2	55	27.5	55t	1
Vrabel	2	18	9.0	14	0
Morris	1	33	33.0	33	0
McGinest	1	15	15.0	15t	1
Izzo	1	0	0.0	0	0
Patriots	29	358	12.3	65t	5
Opponents	13	122	9.4	37t	1

PUNTING	NO	YDS	AVG	NET	TB	INZO	LG	BLK
Walter	76	2865	37.7	33.6	3	25	52	1
Barnard	10	365	36.5	32.5	1	4	49	0
Brady	1	36	36.0	36.0	0	1	36	0
Patriots	88	3266	37.1	33.5	4	30	52	1
Opponents	90	3658	40.6	34.4	5	21	71	0

PUNT RETURNS	NO	FC	YDS	AVG	LG	TD
T. Brown	29	13	293	10.1	23	0
Poole	11	3	75	6.8	18	0
Faulk	5	6	66	13.2	19	0
Branch	4	1	26	6.5	11	0
B. Johnson	1	0	2	2.0	2	0
Ward	0	2	0	---	---	0
Patriots	50	25	462	9.2	23	0
Opponents	38	11	240	6.3	57t	1

SACKS: Vrabel 9.5, Seymour 8.0, McGinest 5.5, Harrison 3.0, Bruschi 2.0, Colvin 2.0, Green 2.0, Washington 2.0, Chatham 1.5, Klecko 1.5, Banta-Cain 1.0, Cherry 1.0, Pleasant 1.0, Warren 1.0, Patriots 41.0, Opponents 32.0.

KICK RETURNS	NO	YDS	AVG	LG	TD
B. Johnson	30	847	28.2	92t	1
Pass	11	254	23.1	36	0
Faulk	10	207	20.7	30	0
Cloud	2	38	19.0	19	0
Givens	2	31	15.5	20	0
Klecko	2	20	10.0	10	0
Vrabel	2	22	11.0	14	0
Bruschii	1	9	9.0	9	0
Patriots	60	1428	23.8	92t	1
Opponents	77	1623	21.1	75	0

FIELD GOALS	1-19	20-29	30-39	40-49	50+
Vinateri	0/0	16/17	4/8	5/8	0/1
Patriots	0/0	16/17	4/8	5/8	0/1
Opponents	1/1	8/8	8/11	7/14	1/1

Vinateri: () (24G) (24G,22G,47G) (23G,46G) (34N,39N,48G) (42N,28G) (25G,30G) (27G,48N,28G,38G) (40G,46G,28G) (23G,26G) (21G,38N,32G,37B,28G) (43G) (29G,54N) (22G,31G) () (24N,24G).

OPPOSITIONS: (44G) (57G) (41G,39G,30G,42N) (38G,29G,48B) (48G,43G,46H,33G,37G,41G) (22G,47N,49N,34G) (23G,34G,35B,35N) (29G) (44G,43G) () (19G,31G) (40G,29G) () (24G,23G,34N) (29G) (40N).

STARTERS:
OFFENSE: WR Troy Brown (10), David Givens (3), Bethel Johnson (3); LT Matt Light (16); LG Damien Woody (12), Mike Compton (2), Joe Andruzzi (1), Russ Hochstein (1); C Dan Koppin (15), Damien Woody (1); RG Joe Andruzzi (15), Damien Woody (1); RT Tom Ashworth (13), Adrian Klemm (3); TE Christian Fauria (13), Daniel Graham (3); WR Deion Branch (9), David Patten (5); QB Tom Brady (16); RB Kevin Faulk (8), Antwan Smith (6), Michael Cloud (1); FB Larry Centers (3), Fred McCrary (3); 3rd WR Deion Branch (2), David Givens (2); Bethel Johnson (1); 4th WR Bethel Johnson (1); 2nd TE Daniel Graham (5).

DEFENSE: LE Bobby Hamilton (16); DT/NT Ted Washington (10), Ty Warren (4), Rich Lyle (1), Dan Klecko (1); DT/RE Richard Seymour (14), Jarvis Green (2); DE/OLB Willie McGinest (9), Jarvis Green (5), Rosevelt Colvin (2); OLB/ILB Roman Phifer (12), Willie McGinest (2), Ted Johnson (2); MLB/ILB Tedy Bruschi (16); OLB/OLB Mike Vrabel (9), Matt Chatham (4), Roman Phifer (3); LCB Ty Law (14), Tyrone Poole (1), Asante Samuel (1); RCB Tyrone Poole (15), Ty Law (1); SS Rodney Harrison (16); FS Eugene Wilson (15), Antwan Harris (1).

2003 Coaching Staff: Romeo Crennel, Defensive Coordinator/Defensive Line; Brian Daboll, Wide Receivers; Jeff Davidson, Assistant Offensive Line/Tight Ends; Ivan Fears, Running Backs; John Hufnagle, Quarterbacks; Pepper Johnson, Inside Linebackers; Eric Mangini, Defensive Backs; Markus Paul, Assistant Strength and Conditioning; Rob Ryan, Outside Linebackers; Dante Scarnecchia, Assistant Head Coach/Defensive Line; Brad Seely, Special Teams; Charlie Weis, Offensive Coordinator; Mike Woicik, Strength and Conditioning.

Pro Bowl (3): CB Ty Law (4), LB Willie McGinest (2), DL Richard Seymour (2).

2004 FINAL STATISTICS (14-2)

HEAD COACH: BILL BELICHICK • AFC EAST DIVISION CHAMPIONS • HOME STADIUM: GILLETTE STADIUM

Date	W/L	Score	Opp.	Att.
9/09	W	27-24	Indianapolis	68,756
9/19	W	23-12	at Arizona	51,557
BYE WEEK				
10/03	W	31-17	at Buffalo	72,698
10/10	W	24-10	Miami	68,756
10/17	W	30-20	Seattle	68,756
10/24	W	13-7	N.Y. Jets	68,756
10/31	L	20-34	at Pittsburgh	64,737
11/07	W	40-22	at St. Louis	66,107
11/14	W	29-6	Buffalo	68,756
11/22	W	27-19	at Kansas City	78,431
11/28	W	24-3	Baltimore	68,756
12/05	W	42-15	at Cleveland	73,028
12/12	W	35-28	at Cincinnati	68,756
12/20	L	28-29	at Miami	73,629
12/26	W	23-7	at N.Y. Jets	77,975
1/02	W	21-7	San Francisco	68,756

AFC PLAYOFFS

1/16	W	20-3	Indianapolis	68,756
1/23	W	41-27	at Pittsburgh	65,242

SUPER BOWL XXXIX (at Jacksonville, Fla.)

2/06	W	24-21	Philadelphia	78,125
------	---	-------	--------------	--------

TEAM STATISTICS

	PATS	OPP
TEAM FIRST DOWNS	344	290
Rushing	120	83
Passing	193	177
Penalty	31	30
3rd Down: Made/Att	93/206	81/209
3rd Down Pct.	45.1	38.8
4th Down: Made/Att	4/10	13/30
4th Down Pct.	40.0	43.3
POSSESSION AVG.	31:22	28:38
TOTAL NET YARDS	5722	4972
Avg. Per Game	357.6	310.8
Total Plays	1035	988
Avg. Per Play	5.5	5.0
NET YARDS RUSHING	2134	1572
Avg. Per Game	133.4	98.3
Total Rushes	524	405
NET YARDS PASSING	3588	3400
Avg. Per Game	224.3	212.5
Sacked/Yards Lost	26/162	45/311
Gross Yards	3750	3711
Att./Completions	485/293	538/315
Completion Pct.	60.4	58.6
Had Intercepted	14	20
PUNTS/AVERAGE	56/42.9	69/41.5
NET PUNTING AVG.	56/33.7	69/36.8
PENALTIES/YARDS	101/822	118/1014
FUMBLES/BALL LOST	24/13	31/16
TOUCHDOWNS	49	31
Rushing	15	9
Passing	29	18
Returns	5	4

SCORE BY PERIODS

	1	2	3	4	OT	TOTAL
Patriots	87	159	102	89	0	437
Opponents	55	94	45	66	0	260

SCORING

	TD	Ru	Pa	Rt	PAT	FG	S	TP
Vinatieri	0	0	0	0	48/48	31/33	0	141
Dillon	13	12	1	0	0	0	0	80
Graham	7	0	7	0	0	0	0	42
Patten	7	0	7	0	0	0	0	42
Branch	4	0	4	0	0	0	0	24
Faulk	3	2	1	0	0	0	0	18
Givens	3	0	3	0	0	0	0	18
Fauria	2	0	2	0	0	0	0	12
B. Johnson	2	0	1	1	0	0	0	12
Vrabel	2	0	2	0	0	0	0	12
Abdullah	1	1	0	0	0	0	0	6
Brown	1	0	1	0	0	0	0	6
Gay	1	0	1	0	0	0	0	6
Green	1	0	1	0	0	0	0	6
Samuel	1	0	1	0	0	0	0	6
Seymour	1	0	1	0	0	0	0	6
Patriots	49	15	29	5	48/48	31/33	0	437
Opponents	31	9	18	4	23/23	15/18	0	260

2-Pt. Conversions: Patriots 1-1 (Dillon), Opp. 3-8.

PASSING

	ATT	CMP	YARDS	CMP%	YDS/ATT	TD	TD%	INT	INT%	LG	SK/YDS	RATING
Brady	474	288	3692	60.8	7.79	28	5.9	14	3.0	50	26/162	92.6
Davey	10	4	54	40.0	5.40	0	0.0	0	0.0	20	0/0	57.9
Vinatieri	1	1	4	100.0	4.00	1	100.0	0	0.0	4t	0/0	122.9
Patriots	485	293	3750	60.4	7.73	29	6.0	14	2.9	50	26/162	92.5
Opponents	538	315	3711	58.6	6.90	18	3.3	20	3.7	65t	45/311	75.3

	NO	YDS	AVG	LG	TD
RUSHING					
Dillon	345	1635	4.7	44	12
Faulk	54	255	4.7	20	2
Pass	39	141	3.6	19	0
Coobs	22	50	2.3	13	0
Brady	43	28	0.7	10	0
Abdullah	13	13	1.0	5	1
B. Johnson	2	8	4.0	11	0
Patten	1	5	5.0	5	0
Izzo	1	0	0.0	0	0
Davey	4	-1	-0.2	3	0
Patriots	524	2134	4.1	44	15
Opponents	405	1572	3.9	34	9

RECEIVING

	NO	YDS	AVG	LG	TD
Givens	56	874	15.6	50	3
Patten	44	800	18.2	48t	7
Branch	35	454	13.0	26t	4
Graham	30	364	12.1	48	7
Pass	28	215	7.7	22	0
Faulk	26	248	9.5	31t	1
Brown	17	184	10.8	22	1
Fauria	16	195	12.2	25	2
Dillon	15	103	6.9	20	1
B. Johnson	10	174	17.4	48	1
Weaver	8	93	11.6	25	0
Klecko	3	18	6.0	11	0
Watson	2	16	8.0	14	0
Vrabel	2	3	1.5	2t	2
Abdullah	1	9	9.0	9	0
Patriots	293	3750	12.8	50	29
Opponents	315	3711	11.8	65t	18

INTERCEPTIONS

	NO	YDS	AVG	LG	TD
Wilson	4	51	12.8	24	0
Bruschi	3	70	23.3	36	0
Brown	3	22	7.3	17	0
Gay	2	23	11.5	13	0
Harrison	2	12	6.0	12	0
Samuel	1	34	34.0	34t	1
McGinest	1	27	27.0	27	0
Phifer	1	26	26.0	26	0
Poole	1	21	21.0	21	0
Banta-Cain	1	4	4.0	4	0
Law	1	0	0.0	0	0
Patriots	20	290	14.5	36	1
Opponents	14	242	17.3	65	1

PUNTING

	NO	YDS	AVG	NET	TB	IN20	LG	BLK
Jo. Miller	56	2350	42.0	33.7	5	19	69	0
Patriots	56	2350	42.0	33.7	5	19	69	0
Opponents	69	2866	41.5	36.5	21	63	0	0

PUNT RETURNS

	NO	FC	YDS	AVG	LG	TD
Faulk	20	11	133	6.7	16	0
Brown	12	3	83	6.9	23	0
B. Johnson	4	1	8	2.0	6	0
Poole	2	0	6	3.0	6	0
Branch	1	0	0	0.0	0	0
Gay	1	0	0	0.0	0	0
Patriots	40	15	230	5.8	23	0
Opponents	31	7	365	11.8	71	1

SACKS

McGinest 9.5, Vrabel 5.5, Colvin 5.0, Seymour 5.0, Green 4.0, Bruschi 3.5, Warren 3.5, Harrison 3.0, Wilfork 2.0, Banta-Cain 1.5, Phifer 1.5, T. Johnson 1.0; Patriots 45.0, Opponents 26.0.

	NO	YDS	AVG	LG	TD
KICK RETURNS					
B. Johnson	41	1016	24.8	93t	1
Pass	6	115	19.2	24	0
Faulk	4	73	18.3	24	0
Kasper	3	61	20.3	21	0
Banta-Cain	1	21	21.0	21	0
Patten	1	16	16.0	16	0
Patriots	56	1302	23.3	93t	1
Opponents	86	2003	23.3	98t	1

FIELD GOALS

	1-19	20-29	30-39	40-49	50+
Vinatieri	0/0	13/13	7/7	11/12	0/1
Patriots	0/0	13/13	7/7	11/12	0/1
Opponents	1/1	5/5	5/6	2/3	2/3

Vinatieri:

(326, 436) (296, 286, 246) (426) (406, 47N) (406, 396, 306) (416, 276) (436, 256) (436, 316, 456, 366) (276, 246, 206, 456, 376) (376, 286) (286, 406, 486) (1) (1) (286, 296, 50N, 266) (1).

OPPONENTS:

(326, 48N) (516, 526, 58N) (336) (296) (336, 406, 286, 316) (1) (196, 296) (1) (446, 246) (226) (1) (306) (1) (39N).

STARTERS:

WR Deion Branch (9), David Patten (6), Bethel Johnson (1); LT Matt Light (16); LG Joe Andruzzi (14), Russ Hochstein (2); C Dan Koppen (16); RG Stephen Neal (14), Joe Andruzzi (2); RT Brandon Gorin (10) Tom Ashworth (6); TE Daniel Graham (14), Christian Fauria (2); WR David Givens (11), David Patten (3); QB Tom Brady (16); RB Corey Dillon (14), Kevin Faulk (1); FB Patrick Pass (4), Dan Klecko (2); 3rd WR David Patten (2), David Givens (1); 2nd TE Christian Fauria (8), Benjamin Watson (1); 3rd TE Jed Weaver (1).

DEFENSE:

LE Ty Warren (16); NT Keith Traylor (10), Vince Wilfork (6); RE Richard Seymour (15), Jarvis Green (1); OLB Willie McGinest (16); ILB Ted Johnson (15), Roman Phifer (1); ILB Tedy Bruschi (16); OLB Mike Vrabel (15), Roosevelt Colvin (1); LCB Ty Law (7), Asante Samuel (3), Eugene Wilson (3), Earlwind Moreland (2), Randall Gay (1); RCB Randall Gay (7), Asante Samuel (5), Tyrone Poole (4); SS Rodney Harrison (16); FS Eugene Wilson (11), Don Davis (2), Dexter Reid (2), Randall Gay (1).

2004: Coaching Staff:

Romeo Crennel, Defensive Coordinator; Brian Daboll, Wide Receivers; Jeff Davidson, Assistant Offensive Line/Tight Ends; Ivan Fears, Running Backs; Pepper Johnson, Defensive Line; Eric Mangini, Defensive Backs; Josh McDaniels, Quarterbacks; Matt Patricia, Coaching Assistant; Markus Paul, Assistant Strength and Conditioning; Dean Pees, Linebackers; Dante Scarnecchia, Assistant Head Coach/Offensive Line; Brad Seely, Special Teams; Cory Udlin, Coaching Assistant; Charlie Weis, Offensive Coordinator; Mike Woicik, Strength and Conditioning.

Pro Bowl (5):

QB Tom Brady (2), LB Tedy Bruschi (1), Spt Larry Lzo (3), DL Richard Seymour (3), K Adam Vinatieri (2).

2005 FINAL STATISTICS (10-6)

HEAD COACH: BILL BELICHIK • AFC EAST DIVISION CHAMPIONS • HOME STADIUM: GILLETTE STADIUM

Date	W/L	Score	Opp.	Att.	RUSHING	NO	YDS	AVG	LG	TD	KICK RETURNS	NO	YDS	AVG	LG	TD
9/08	W	30-20	Oakland	68,756	Dillon	209	733	3.5	29	12	Johnson	31	694	22.4	54	0
9/18	L	17-27	at Carolina	73,528	Pass	54	245	4.5	31	3	Hobbs	15	361	24.1	37	0
9/25	W	23-20	at Pittsburgh	64,868	Evans	51	192	3.8	21	0	Dwight	10	250	25.0	38	0
10/02	L	17-41	at San Diego	68,756	Faulk	51	145	2.8	13	0	Faulk	4	81	20.3	26	0
10/09	W	31-28	at Atlanta	71,079	Faulk	57	145	2.8	13	0	A.Davis	3	108	36.0	65	0
10/16	L	20-28	at Denver	76,571	Brady	27	89	3.3	15	1	Pass	2	31	15.5	21	0
			BYE WEEK		Cloud	23	59	2.6	15	0	Cloud	1	15	15.0	15	0
10/30	W	21-16	Buffalo	68,756	Zereoue	7	14	2.0	12	0	Banta-Cain	1	14	14.0	14	0
11/07	L	21-40	Indianapolis	68,756	Givens	2	13	6.5	9	0	Watson	1	1	1.0	1	0
11/13	W	23-16	at Miami	73,405	Cassel	6	12	2.0	9	0	Stone	1	0	0.0	0	0
11/20	W	24-17	New Orleans	68,756	Dwight	4	11	2.8	12	0	Izzo	1	0	0.0	0	0
11/27	L	16-26	at Kansas City	78,025	Flutie	5	-1	-0.2	2	0	Patriots	70	1555	22.2	65	0
12/04	W	16-3	N.Y. Jets	68,756	Patriots	439	1512	3.4	31	16	Opponents	68	1487	21.9	46	0
12/11	W	35-7	Buffalo	71,810	Opponents	437	1580	3.6	68	11						
12/17	W	28-0	Tampa Bay	68,756												
12/26	W	31-21	at N.Y. Jets	77,569												
1/01	L	26-28	Miami	68,756												

AFC PLAYOFFS

1/07	W	28-3	Jacksonville	68,756
1/14	L	13-27	at Denver	76,238

TEAM STATISTICS

TOTAL FIRST DOWNS	PATS	OPP
Rushing	101	94
Passing	204	179
Penalty	29	33
3rd Down: Made/Att	93/221	92/219
3rd Down Pct.	42.1	42.0
4th Down: Made/Att	13/17	3/9
4th Down Pct.	76.5	33.3

POSSESSION AVG.

56:32	29:41
5283	5283
Avg. Per Game	352.0
Total Plays	1031
Avg. Per Play	5.5

NET YARDS RUSHING

1512	1580
Avg. Per Game	94.5
Total Rushes	439

NET YARDS PASSING

4120	3703
Avg. Per Game	257.5
Sacked/Yards Lost	28/202
Gross Yards	4322
Att./Completions	564/352
Completion Pct.	62.4
Had Intercepted	15

PUNTS/AVERAGE

77/44.6	81/43.7
NET PUNTING AVG.	77/38.3
81/37.8	81/37.8

PENALTIES/YARDS

110/921	132/1068
FUMBLES/BALL LOST	19/9
TOUCHDOWNS	46
Rushing	16
Passing	28
Returns	2

SCORE BY PERIODS

	1	2	3	4	OT	TOTAL
Patriots	90	74	97	118	0	379
Opponents	55	117	56	110	0	338

SCORING

	TD	Ru	Pa	Rt	PAT	FG	S	TP
Vinateri	0	0	0	0	40/41	20/25	0	100
Dillon	13	12	1	0	0	0	0	78
Branch	5	0	0	0	0	0	0	30
Watson	4	0	0	0	0	0	0	24
Vrabel	4	0	3	1	0	0	0	24
Pass	3	3	0	0	0	0	0	18
Dwight	3	0	3	0	0	0	0	18
Graham	3	0	3	0	0	0	0	18
Givens	2	0	2	0	0	0	0	12
Fauria	2	0	2	0	0	0	0	12
T. Brown	2	0	2	0	0	0	0	12
Brady	1	1	0	0	0	0	0	6
Ashworth	1	0	1	0	0	0	0	6
Sanders	1	0	1	0	0	0	0	6
Johnson	1	0	1	0	0	0	0	6
A. Davis	1	0	1	0	0	0	0	6
Evans	0	0	0	0	0	0	0	1
Flutie	0	0	0	0	1/1	0/0	0	1
Patriots	46	16	28	2	41/42	20/25	1	379
Opponents	38	11	25	2	34/34	24/30	1	338

2-Pt. Conversions: Patriots 1-4 (Evans), Opponents 1-4

RECEIVING

	NO	YDS	AVG	LG	TD
Branch	78	998	12.8	51	5
Givens	59	738	12.5	40	2
T. Brown	39	466	11.9	71	2
Watson	29	441	15.2	35	4
Pass	29	260	9.0	23	0
Pass	22	227	10.3	39	0
Dillon	22	181	8.2	25	1
Dwight	19	332	17.5	59	3
Graham	16	235	14.7	45t	3
Evans	10	88	8.8	19	0
A. Davis	9	190	21.1	60t	1
Fauria	8	57	7.1	18	2
Johnson	4	67	16.8	55t	1
Childress	3	32	10.7	21	0
Vrabel	3	4	1.3	2t	0
Zereoue	1	5	5.0	5	0
Ashworth	1	1	1.0	1t	1
Patriots	352	4322	12.3	71	28
Opponents	296	3926	13.3	85t	25

INTERCEPTIONS

	NO	YDS	AVG	LG	TD
Samuel	3	15	5.0	15	0
Hobbs	3	8	2.7	8	0
Vrabel	2	23	11.5	24t	1
Sanders	1	39	39.0	39t	1
Wilson	1	0	0.0	0	0
Patriots	10	85	8.5	39t	2
Opponents	15	188	12.5	74t	2

PUNTING

	NO	YDS	AVG	NET	TB	INZO	LG	BLK
J. Miller	76	3431	45.1	38.3	4	22	59	1
Patriots	76	3431	44.6	38.3	4	22	59	1
Opponents	81	3537	43.7	37.8	8	27	68	0

PUNT RETURNS

	NO	FC	YDS	AVG	LG	TD
Dwight	32	13	273	8.5	29	0
T. Brown	7	5	30	4.3	7	0
Johnson	1	0	11	11.0	11	0
Patriots	40	18	314	7.9	29	0
Opponents	42	14	405	9.6	76	0

SACKS: Colvin 7.0, McGinest 6.0, Vrabel 4.5, Seymour 4.0, Green 2.5, Bruschi 2.0, Warren 1.5, Poteat 1.0, Chatham 1.0, Beisel 1.0, Hawkins 1.0, Klecko 0.5, Wilfork 0.5, Banta-Cain 0.5; Patriots 33.0, Opponents 28.0.

FIELD GOALS

	1-19	20-29	30-39	40-49	50+
Vinateri	0/0	7/7	9/10	4/6	0/2
Patriots	0/0	7/7	9/10	4/6	0/2
Opponents	0/0	6/6	9/12	6/8	3/4

Vinateri: (26G) (45G) (53N,48G,35G,43G) (37N,24G) (29G) (39G,53N,38G) (44N) (1) (35G,32G,33G) (37G) (29G) (45N,21G,34G,22G) (1) (1) (26G) (49G,33G).

OPONENTS: (26G) (45G) (53N,48G,35G,43G) (37N,24G) (29G) (39G,53N,38G) (44N) (1) (35G,32G,33G) (37G) (29G) (45N,21G,34G,22G) (1) (1) (26G) (49G,33G).

STARTERS:

OFFENSE: WR Deion Branch (15); LT Nick Kacz (11), Matt Light (3), Tom Ashworth (2); LG Logan Mankins (16); C Dan Koppen (9), Russ Hochstein (7); RG Stephen Lee (16); RT Brandon Gorin (8) Tom Ashworth (8); TE Daniel Graham (9), Christian Fauria (5), Benjamin Watson (2); WR David Givens (10), Andre' Davis (3), Troy Brown (1); QB Tom Brady (16); RB Corey Dillon (10), Patrick Pass (3); Kevin Faulk (2), Heath Evans (1); FB Patrick Pass (1); 3rd WR Bethel Johnson (1), Tim Dwight (1), Troy Brown (2), Andre' Davis (1); 2nd TE Benjamin Watson (7), Christian Fauria (4); 3rd TE Christian Fauria (1), Tom Ashworth (1).

DEFENSE: LE Ty Warren (16); NT/DT Vince Wilfork (16); RE/DT Richard Seymour (12), Jarvis Green (4); OLB/DE Willie McGinest (11), Mike Vrabel (4), Jarvis Green (1); ILB/OLB Mike Vrabel (12), Monty Beisel (4); ILB/MLB Tedy Bruschi (9), Chad Brown (5), Monty Beisel (2); OLB Roverell Colvin (11), Willie McGinest (5); LCB Asante Samuel (15), Hank Poteat (1); RCB Ellis Hobbs (8), Duane Starks (6), Tyrone Poole (1), Randall Gay (1); SS Artrell Hawkins (4), Rodney Harrison (3), Michael Stone (3), Guss Scott (2), James Sanders (2), Arturo Freeman (1), Randall Gay (1); FS Eugene Wilson (16).

2005 Coaching Staff: Joel Collier, Assistant Secondary; Brian Daboll, Wide Receivers; Ivan Fears, Running Backs; Pepper Johnson, Defensive Line; Eric Mangini, Defensive Coordinator; Pete Mangurian, Tight Ends; Josh McDaniels, Quarterbacks; Harold Nash, Assistant Strength and Conditioning; Matt Patricia, Assistant Offensive Line; Dean Pees, Linebackers; Dante Scarnechia, Assistant Head Coach/Offensive Line; Brad Seely, Special Teams; Mike Woicik, Strength and Conditioning.

Pro Bowl (2): QB Tom Brady (3), DL Richard Seymour (4).

PASSING	ATT	CMP	YARDS	CMP%	YDS/ATT	TD	TD%	INT	INT%	LG	SK/YDS	RATING
Brady	530	334	4110	63.0	7.75	26	4.9	14	2.6	71	26/188	92.3
Cassel	24	13	183	54.2	7.63	2	8.3	1	4.2	36	1/1	89.4
Flutie	10	5	29	50.0	2.90	0	0.0	0	0.0	13	1/13	56.3
Patriots	564	352	4322	62.4	7.66	28	5.0	15	2.7	71	28/202	91.5
Opponents	527	296	3926	56.2	7.45	25	4.7	10	1.9	85t	33/223	87.8

2006 FINAL STATISTICS (12-4)

HEAD COACH: BILL BELICHIK • AFC EAST DIVISION CHAMPIONS • HOME STADIUM: GILLETTE STADIUM

Date	W/L	Score	Opp.	Att.
9/10	W	19-17	Buffalo	68,756
9/17	W	24-17	at N.Y. Jets	77,595
9/24	L	7-17	Denver	68,756
10/1	W	38-13	at Cincinnati	66,035
10/08	W	20-10	Miami	68,756
BYE WEEK				
10/22	W	28-6	at Buffalo	72,180
10/30	W	31-7	at Minnesota	63,819
11/05	L	20-27	Indianapolis	68,756
11/12	L	14-17	N.Y. Jets	68,756
11/19	W	35-0	at Green Bay	70,753
11/26	W	17-13	Chicago	68,756
12/03	W	28-21	Detroit	68,756
12/10	L	0-21	at Miami	74,033
12/17	W	40-7	Houston	68,756
12/24	W	24-21	at Jacksonville	61,164
12/31	W	40-23	at Tennessee	69,143

AFC PLAYOFFS	
1/07	W 37-16 N.Y. Jets
1/14	W 24-21 at San Diego
1/21	L 34-38 at Indianapolis

TEAM STATISTICS	PATS	OPP
TOTAL FIRST DOWNS	330	264
Rushing	121	67
Passing	181	164
Penalty	28	33
3rd Down: Made/Att	96/226	75/209
3rd Down Pct.	42.5	35.9
4th Down: Made/Att	16/20	3/11
4th Down Pct.	80.0	27.3
POSSESSION AVG.	31:35	28:25
TOTAL NET YARDS	5369	4710
Avg. Per Game	335.6	294.4
Total Plays	1055	950
Avg. Per Play	5.1	5.0
NET YARDS RUSHING	1969	1507
Avg. Per Game	123.1	94.2
Total Rushes	499	388
NET YARDS PASSING	3400	3203
Avg. Per Game	212.5	200.2
Sacked/Yards Lost	29/190	44/281
Gross Yards	3590	3484
Attempts/Completions	527/326	518/294
Completion Pct.	61.9	56.8
Had Intercepted	12	22
PUNTS/AVERAGE	69/41.3	79/41.6
NET PUNTING AVG.	69/34.6	79/34.4
PENALTIES/YARDS	98/940	102/918
FUMBLES/BALL LOST	27/15	24/13
TOUCHDOWNS	46	24
Rushing	20	11
Passing	25	10
Returns	1	3

SCORE BY PERIODS	1	2	3	4	OT	TOTAL
Patriots	74	128	73	110	0	385
Opponents	32	74	80	51	0	237

SCORING	TD	Ru	Pa	Rt	PAT	FG	S	TP
Gostkowski	0	0	0	0	43/44	20/26	0	103
Dillon	13	13	0	0	0	0	0	78
Maroney	7	6	1	0	0	0	0	42
Caldwell	4	0	4	0	0	0	0	26
Brown	4	0	4	0	0	0	0	26
Faulk	3	1	2	0	0	0	0	18
Jackson	3	0	3	0	0	0	0	18
Watson	3	0	3	0	0	0	0	18
Gabriel	3	0	3	0	0	0	0	18
Graham	2	0	2	0	0	0	0	12
Gaffney	1	0	1	0	0	0	0	6
Thomas	1	0	1	0	0	0	0	6
Hobbs	1	0	1	0	0	0	0	6
Evans	1	0	1	0	0	0	0	6
Warren	0	0	0	0	0	0	1	2
Patriots	46	20	25	1	43/44	20/26	1	385
Opponents	24	11	10	3	23/23	22/30	1	237

2-Pt. Conversions: Patriots 2-2 (Brown, Caldwell), Opponents 1-4.

RUSHING	NO	YDS	AVG	LG	TD
Dillon	199	812	4.1	50	13
Maroney	175	745	4.3	41	6
Faulk	25	123	4.9	11t	1
Evans	27	117	4.3	35	0
Brady	49	102	2.1	22	0
Jackson	4	22	5.5	14	0
Pass	6	21	3.5	6	0
Brown	2	18	9.0	16	0
Kight	1	8	8.0	8	0
Caldwell	1	5	5.0	5	0
Cassel	2	4	2.0	5	0
Testaverde	8	-8	-1.0	-1	0
Patriots	499	1969	3.9	50	20
Opponents	388	1507	3.9	74t	11

RECEIVING	NO	YDS	AVG	LG	TD
Caldwell	61	760	12.5	62t	4
Watson	49	643	13.1	40	3
Brown	43	384	8.9	23	4
Faulk	43	356	8.3	43t	2
Gabriel	25	344	13.8	45	3
Maroney	22	194	8.8	31	1
Graham	21	235	11.2	29	2
Dillon	15	147	9.8	52	0
Jackson	13	152	11.7	35t	3
Thomas	11	159	14.5	36	1
Gaffney	11	142	12.9	33	1
Evans	7	34	4.9	11	1
Pass	2	24	12.0	16	0
Childress	2	7	3.5	5	0
Kight	1	9	9.0	9	0
Patriots	326	3590	11	62t	25
Opponents	294	3484	11.9	83t	10

INTERCEPTIONS	NO	YDS	AVG	LG	TD
Samuel	10	120	12.0	33	0
Vrabel	3	0	0.0	2	0
Hobbs	2	79	39.5	70	0
Scott	2	32	16.0	32	0
Sanders	1	21	21.0	21	0
Bruschi	1	8	8.0	8	0
Harrison	1	2	2.0	2	0
Hawkins	1	0	0.0	0	0
Seymour	1	0	0.0	0	0
Patriots	22	262	11.9	70	0
Opponents	12	72	6.0	38	0

PUNTING	NO	YDS	AVG	NET	TB	IN20	LG	BLK
Miller	43	1848	43.0	35.8	7	12	62	0
Walter	16	591	36.9	33.7	0	5	47	0
Sauerbrun	10	408	40.8	30.7	0	2	58	0
Patriots	69	2847	41.3	34.6	7	19	62	0
Opponents	79	3283	41.6	34.4	7	27	61	0

PUNT RETURNS	NO	FC	YDS	AVG	LG	TD
Faulk	31	5	330	10.6	43	0
Jackson	3	0	76	25.3	39	0
Brown	2	9	16	8.0	12	0
Patriots	36	14	422	11.7	43	0
Opponents	29	15	322	11.1	81t	2

SACKS: Colvin 8.5, Green 7.5, Warren 7.5, Banta-Cain 5.5, Vrabel 4.5, Seymour 4.0, Bruschi 1.5, Harrison 1.0, Sanders 1.0, Seau 1.0, Wilfork 1.0; Patriots 44.0, Opponents 29.0.

KICK RETURNS	NO	YDS	AVG	LG	TD
Maroney	28	783	28.0	77	0
Faulk	17	364	21.4	31	0
Hobbs	10	360	36.0	93t	1
Banta-Cain	2	25	12.5	16	0
Jackson	1	21	21.0	21	0
Patriots	58	1553	26.8	93t	1
Opponents	68	1547	22.8	70	0

FIELD GOALS	1-19	20-29	30-39	40-49	50+
Gostkowski	0/0	10/11	7/10	2/4	1/1
Patriots	0/0	10/11	7/10	2/4	1/1
Opponents	0/0	7/8	6/7	8/12	1/3

Gostkowski: (32G) (20G, 29B) (37B) (48B, 24G) (35G, 31G) (1) (23G) (49G, 36B, 26G) (31G, 21G) (1) (52G) (25G, 27G) (1) (36G, 32G, 31G, 21G) (48G, 49N) (28G, 26G, 33N).

OPPONENTS: (53G) (42G) (23G) (40G, 45G) (40B, 40G, 50N) (40G, 46G) (1) (23G, 37N, 31G, 46N) (34G) (44N) (45B, 46G, 32G) (29G, 38G, 49G, 26G) (35G, 33G) (1) (53N) (25G, 23N, 27G, 27G).

STARTERS:
OFFENSE: WR Reche Caldwell (14), Chad Jackson (1); LT Matt Light (16); LG Logan Mankins (16); C Dan Koppin (16); RG Stephen Neal (13), Billy Yates (3); RT Nick Kazur (9), Ryan O'Callaghan (6), Wesley Britt (1); TE Benjamin Watson (13), Daniel Graham (2), David Thomas (1); WR Troy Brown (9), Doug Gabriel (4), Jabar Gaffney (2); QB Tom Brady (16); RB Corey Dillon (13), Kevin Faulk (1); 2nd TE Daniel Graham (9), David Thomas (1); 3rd TE David Thomas (1); 3rd WR Jabar Gaffney (4); 4th WR Doug Gabriel (1), Kelvin Kight (1); FB Heath Evans (3).

DEFENSE: LE Ty Warren (15), Jarvis Green (1); NT/LT Vince Wilfork (13), Mike Wright (3); RE/RDT Richard Seymour (14), Mike Wright (1), Jarvis Green (1); RE/OLB Roosevelt Colvin (8), Tully Banta-Cain (5), Jarvis Green (2), Richard Seymour (1); ILB Tedy Bruschi (14), Mike Vrabel (2); ILB/OLB Jimmy Seau (10), Mike Vrabel (6); LB Mike Vrabel (8), Roosevelt Colvin (7); LCB Chad Scott (6), Asante Samuel (6), Ellis Hobbs (4); RCB Asante Samuel (9), Ellis Hobbs (5), Chad Scott (2); SS Rodney Harrison (10), James Sanders (5), Chad Scott (1); FS Artrell Hawkins (12), Eugene Wilson (4); 5th Defensive Back Hank Poteat (1).

2006 Coaching Staff: Joel Collier, Secondary; Brian Daboll, Wide Receivers; Ivan Fears, Running Backs; Pepper Johnson, Defensive Line; Pete Mangurian, Tight Ends; Josh McDaniels, Offensive Coordinator/Quarterbacks; Harold Nash, Assistant Strength and Conditioning; Matt Patricia, Linebackers; Dean Pees, Defensive Coordinator; Dante Scarnecchia, Assistant Head Coach/Offensive Line; Brad Seely, Special Teams; Mike Woicik, Strength and Conditioning.

Pro Bowl (2): DL Richard Seymour (5), T Matt Light (1).

PASSING	ATT	CMP	YARDS	CMP%	YDS/ATT	TD	TD%	INT	INT%	LG	SK/YDS	RATING
Brady	516	319	3529	61.8	6.8	24	4.7	12	2.3	62t	26/175	87.9
Cassel	8	5	32	62.5	4.0	0	0.0	0	0.0	10	3/15	70.8
Testaverde	3	2	29	66.7	9.7	1	33.3	0	0.0	23	0/0	137.5
Patriots	527	326	3590	61.9	6.8	25	4.7	12	2.3	62t	29/190	88.4
Opponents	518	294	3484	56.8	6.7	10	1.9	22	4.2	83t	44/281	66.1

2008 FINAL STATISTICS (11-5)

HEAD COACH: BILL BELICHICK • SECOND IN AFC EAST • HOME STADIUM: GILLETTE STADIUM

Date	W/L	Score	Opp.	Att.
9/07	W	17-10	Kansas City	68,756
9/14	W	19-10	at N.Y. Jets	78,554
9/21	L	13-38	Miami	68,756
BYE WEEK				
10/05	W	30-21	at San Francisco	67,650
10/12	L	10-30	at San Diego	68,704
10/20	W	41-7	Denver	68,756
10/26	W	23-16	St. Louis	68,756
11/02	L	15-18	at Indianapolis	66,508
11/09	W	20-10	Buffalo	68,756
11/13	L	31-34	N.Y. Jets OT	68,756
11/23	W	48-28	at Miami	67,146
11/30	L	10-33	Pittsburgh	68,756
12/07	W	24-21	at Seattle	68,077
12/14	W	49-26	at Oakland	62,179
12/21	W	47-7	Arizona	68,756
12/28	W	13-0	at Buffalo	71,282

TEAM STATISTICS		PATS	OPP
TOTAL FIRST DOWNS		356	268
Rushing	145	78	
Passing	186	176	
Penalty	25	14	
3rd Down: Made/Att	96/222	91/205	
3rd Down Pct.	43.2	44.4	
4th Down: Made/Att	17/22	2/10	
4th Down Pct.	77.3	20.0	
POSSESSIVE AVG.	32.09	27.51	
TOTAL NET YARDS	5847	4944	
Avg. Per Game	365.4	309.0	
Total Plays	1095	920	
Avg. Per Play	5.3	5.4	
NET YARDS RUSHING	2278	1722	
Avg. Per Game	142.4	107.6	
Total Rushes	513	415	
NET YARDS PASSING	3569	3222	
Avg. Per Game	223.1	201.4	
Sacked/Yards Lost	48/221	31/239	
Gross Yards	3790	3461	
Attempts/Completions	534/339	474/288	
Completion Pct.	63.5	60.8	
Had Intercepted	11	14	
PUNTS/AVERAGE	50/44.0	75/43.0	
NET PUNTING AVG.	36.8	36.2	
PENALTIES/YARDS	57/501	81/636	
FUMBLES/BALL LOST	17/10	17/8	
TOUCHDOWNS	43	37	
Rushing	21	8	
Passing	21	27	
Returns	1	2	

SCORE BY PERIODS	1	2	3	4	OT	TOTAL
Patriots	84	123	106	97	0	410
Opponents	75	79	61	91	3	309

SCORING	TD	Ru	Pa	Rt	PAT	FG	S	TP
Gostkowski	0	0	0	0	40/40	36/40	0	148
Moss	11	0	11	0	0/0	0/0	0	66
Morris	7	7	0	0	0/0	0/0	0	42
Faulk	6	3	3	0	0/0	0/0	0	36
Green-Ellis	5	5	0	0	0/0	0/0	0	30
Jordan	4	4	0	0	0/0	0/0	0	24
Welker	3	0	3	0	0/0	0/0	0	20
Gaffney	2	0	2	0	0/0	0/0	0	14
Watson	2	0	2	0	0/0	0/0	0	12
Cassel	2	2	0	0	0/0	0/0	0	12
Hobbs	1	0	1	0	0/0	0/0	0	6
Patriots	43	21	21	1	40/40	36/40	0	410
Opponents	37	8	27	2	34/35	17/21	1	309

2-Pt. Conversions: Patriots 2-3 (Gaffney, Welker), Opponents 1-2.

PASSING	ATT	CMP	YARDS	CMP%	YDS/ATT	TD	TD%	INT	INT%	LG	SK/YDS	RATING
M.Cassel	516	327	3693	63.4	7.16	21	4.1	11	2.1	76t	47/219	89.4
T.Brady	11	7	76	63.6	6.91	0	0.0	0	0.0	26	0/0	83.9
K.O'Connell	6	4	23	66.7	3.83	0	0.0	0	0.0	12	1/2	73.6
K.Faulk	1	1	-2	100.0	-2.00	0	0.0	0	0.0	-2	0/0	79.2
Patriots	534	339	3790	63.5	7.10	21	3.9	11	2.1	76t	48/221	89.1
Opponents	474	288	3461	60.8	7.30	27	5.7	14	3.0	78t	31/239	89.8

RUSHING	NO	YDS	AVG	LG	TD
Morris	156	727	4.7	35	7
Faulk	83	507	6.1	41	3
Jordan	80	363	4.5	49t	4
Green-Ellis	74	275	3.7	15	5
Cassel	73	270	3.7	19	2
Maroney	28	93	3.3	17	0
Welker	3	26	8.7	19	0
Evans	11	23	2.1	4	0
Moss	2	0	0.0	2	0
O'Connell	3	-6	-2.0	-2	0
Patriots	513	2278	4.4	49t	21
Opponents	415	1722	4.1	62t	8

RECEIVING	NO	YDS	AVG	LG	TD
Welker	111	1165	10.5	64	3
Moss	69	1008	14.6	76t	11
Faulk	58	486	8.4	22	3
Gaffney	38	468	12.3	37	2
Watson	22	209	9.5	29	2
Morris	17	161	9.5	42	0
D.Thomas	9	93	10.3	18	0
Aiken	8	101	12.6	43	0
Evans	3	59	19.7	28	0
Green-Ellis	3	37	12.3	20	0
Washington	1	3	3.0	3	0
Patriots	339	3790	11.2	76t	21
Opponents	288	3461	12.0	78t	27

INTERCEPTIONS	NO	YDS	AVG	LG	TD
Meriweather	4	25	6.3	19	0
O'Neal	3	49	16.3	47	0
Hobbs	3	0	0.0	4	0
Wilhite	1	16	16.0	16	0
J.Sanders	1	9	9.0	9	0
Vrabel	1	5	5.0	5	0
Harrison	1	0	0.0	0	0
Patriots	14	104	7.4	47	0
Opponents	11	186	16.9	89	0

PUNTING	NO	YDS	AVG	NET	TB	IN20	LG	BLK
Hanson	49	2143	43.7	36.4	10	19	70	0
Cassel	1	57	57.0	57.0	0	1	57	0
Patriots	50	2200	44.0	36.8	10	20	70	0
Opponents	75	3228	43.0	36.2	7	20	82	0

PUNT RETURNS	NO	FC	YDS	AVG	LG	TD
Welker	24	6	237	9.9	44	0
Faulk	10	9	132	13.2	24	0
O'Neal	2	1	2	1.0	2	0
Patriots	36	16	371	10.3	44	0
Opponents	11	13	158	14.4	30	0

KICK RETURNS	NO	YDS	AVG	LG	TD
Hobbs	45	1281	28.5	95t	1
Slater	11	155	14.1	31	0
Morris	2	37	18.5	24	0
Faulk	2	36	18.0	25	0
Neal	1	27	27.0	27	0
Welker	1	26	26.0	26	0
Patriots	62	1562	25.2	95t	1
Opponents	75	1672	22.3	92t	2

SACKS: Seymour 8.0, A.Thomas 5.0, Vrabel 4.0, Wright 2.5, Meriweather 2.0, Wilfork 2.0, Green 2.0, Warren 2.0, Hobbs 1.5, Woods 1.0; Patriots 31.0, Opponents 48.0.

FIELD GOALS	1-19	20-29	30-39	40-49	50+
Gostkowski	0/0	10/12	16/16	9/11	1/1
Patriots	0/0	10/12	16/16	9/11	1/1
Opponents	0/0	10/10	3/4	3/6	1/1

Gostkowski: (37G) (21G,37G,28G,27G) (37G,44G) (35G,40G,49G) (48N,47G) (31G,40G) (30G,27G,41G) (29G,35G,25G) (32G,49N,37G) (42G,31G,47G) (30G,30G) (29G,27N) (50G,42G,27G) () () (38G,35G,24G,30G) (33G,26N,23G).

OPPONENTS: (40G) (31N,21G) (39G) () (25G,44N,35G,23G) () () (20G,44G,25G) (52G) (25G) (22G,34G) () (20G,25G,20G,40N,45G) () () (47N).

STARTERS:
OFFENSE: WR Randy Moss (16); LT Matt Light (16); LG Logan Mankins (16); C Dan Koppen (16); RG Stephen Neal (9), Billy Yates (7); RT Nick Kazur (14), Mark LeVoi (2); TE Benjamin Watson (9), David Thomas (5); WR Wes Welker (14); QB Matt Cassel (15), Tom Brady (1); RB Sammy Morris (7), Kevin Faulk (3), BenJarvus Green-Ellis (3), Laurence Maroney (3); 2nd TE David Thomas (5); 3rd WR Jabar Gaffney (7); 4th WR Sam Aiken (2); FB Heath Evans (4), Russ Hochstein (2).

DEFENSE: LE Ty Warren (13), Mike Wright (2), Jarvis Green (1); NT/DT Vince Wilfork (16); RE/DT Richard Seymour (15), Jarvis Green (1); RE/OLB Adalius Thomas (8), Roosevelt Colvin (3), Pierre Woods (3), Jarvis Green (1), Gary Guyton (1); ILB Jerrod Mayo (16); ILB Tedy Bruschi (12), Junior Seau (2), Gary Guyton (1); OLB Mike Vrabel (14), Adalius Thomas (1); LCB Deltha O'Neal (10), Jonathan Wilhite (4), Lewis Sanders (1), Terrence Wheatley (1); RCB Ellis Hobbs (16); SS Brandon Meriweather (10), Rodney Harrison (6); FS James Sanders (14), Lewis Sanders (2); 5th DB Brandon Meriweather (1), Lewis Sanders (1).

2008 Coaching Staff: Dom Capers, Special Assistant/Secondary; Ivan Fears, Running Backs; Pepper Johnson, Defensive Line; Pete Mangurian, Tight Ends; Josh McDaniels, Offensive Coordinator/Quarterbacks; Harold Nash, Assistant Strength and Conditioning; Bill O'Brien, Wide Receivers; Matt Patricia, Linebackers; Dean Pees, Defensive Coordinator; Dante Scarnechia, Assistant Head Coach/Offensive Line; Brad Seely, Special Teams; Mike Woicik, Strength and Conditioning.

Pro Bowl (2): K Stephen Gostkowski (1), WR Wes Welker (1).

2009 FINAL STATISTICS (10-6)

HEAD COACH: BILL BELICHICK • AFC EAST DIVISION CHAMPIONS • HOME STADIUM: GILLETTE STADIUM

Date	W/L	Score	Opp.	Att.
9/14	W	25-24	Buffalo	68,756
9/20	L	9-16	at N.Y. Jets	78,312
9/27	W	26-10	Atlanta	68,756
10/04	W	27-21	Baltimore	68,756
10/11	L	17-20	at Denver OT	76,011
10/18	W	59-0	Tennessee	68,756
10/25	W	35-7	at Tampa Bay*	84,254
BYE WEEK				
11/08	W	27-17	Miami	68,756
11/15	L	34-35	at Indianapolis	67,476
11/22	W	31-14	N.Y. Jets	68,756
11/30	L	17-38	at New Orleans	70,768
12/06	L	21-22	at Miami	70,102
12/13	W	20-10	Carolina	68,756
12/20	W	17-10	at Buffalo	70,000
12/27	W	35-7	Jacksonville	68,756
1/3	L	27-34	at Houston	71,029

*London
AFC PLAYOFFS
 1/10 L 33-14 Baltimore 68,756

TEAM STATISTICS		PATS	OPP
TOTAL FIRST DOWNS		373	289
Rushing		114	80
Passing		222	193
Penalty		37	16
3rd Down: Made/Att		90/206	72/194
3rd Down Pct.		43.7	37.1
4th Down: Made/Att		11/22	10/21
4th Down Pct.		50.0	47.6
POSSESSION AVG.		32:55	27:05
TOTAL NET YARDS		6357	5123
Avg. Per Game		397.3	320.2
Total Plays		1076	941
Avg. Per Play		5.9	5.4
NET YARDS RUSHING		1921	1768
Avg. Per Game		120.1	110.5
Total Rushes		466	398
NET YARDS PASSING		4436	3355
Avg. Per Game		277.3	209.7
Sacked/Yards Lost		18/104	31/229
Gross Yards		4540	3584
Attempts/Completions		592/390	512/300
Completion Pct.		65.9	58.6
Had Intercepted		13	18
PUNTS/AVERAGE		57/39.0	79/41.4
NET PUNTING AVG.		34.1	35.4
PENALTIES/YARDS		81/743	91/780
FUMBLES/BALL LOST		17/9	28/10
TOUCHDOWNS		50	35
Rushing		19	6
Passing		28	25
Returns		3	4

SCORE BY PERIODS	1	2	3	4	OT	TOTAL
Patriots	99	183	70	75	0	427
Opponents	47	89	53	93	3	285

SCORING	TD	Ru	Pa	Rt	PAT	FG	S	TP
Gostkowski	0	0	0	0	47/47	26/31	0	125
Moss	13	0	13	0	0/0	0/0	0	80
Maroney	9	9	0	0	0/0	0/0	0	54
Watson	5	0	5	0	0/0	0/0	0	30
F. Taylor	4	4	0	0	0/0	0/0	0	24
Welker	4	0	4	0	0/0	0/0	0	24
Faulk	3	2	1	0	0/0	0/0	0	18
Aiken	2	0	2	0	0/0	0/0	0	12
Baker	2	0	2	0	0/0	0/0	0	12
Morris	2	2	0	0	0/0	0/0	0	12
Bodden	1	0	0	1	0/0	0/0	0	6
Brady	1	1	0	0	0/0	0/0	0	6
Butler	1	0	0	1	0/0	0/0	0	6
Edelman	1	0	1	0	0/0	0/0	0	6
Hoyer	1	1	0	0	0/0	0/0	0	6
Meriweather	1	0	0	1	0/0	0/0	0	6
Patriots	50	19	28	3	47/47	26/31	0	427
Opponents	35	6	25	4	33/34	14/20	0	285

2-Pt. Conversions: Patriots 1-3 (Moss), Opponents: 0-1.

RUSHING	NO	YDS	AVG	LG	TD
Maroney	194	757	3.9	45t	9
Faulk	62	335	5.4	29	2
Morris	73	319	4.4	55	2
F. Taylor	63	269	4.3	19	0
Green-Elis	26	114	4.4	29	0
Brady	29	44	1.5	9	1
Welker	5	36	7.2	11	0
Hoyer	10	25	2.5	20	1
Tate	1	11	11.0	11	0
Slater	1	6	6.0	6	0
Edelman	2	5	2.5	5	0
Patriots	466	1921	4.1	55	6
Opponents	398	1768	4.4	50	6

RECEIVING	NO	YDS	AVG	LG	TD
Welker	123	1348	11.0	58	4
Moss	83	1264	15.2	71t	13
Edelman	37	359	9.7	29	1
Faulk	37	301	8.1	38t	1
Watson	29	404	13.9	36	5
Aiken	20	326	16.3	81t	2
Morris	19	180	9.5	35	0
Baker	14	142	10.1	36t	2
Maroney	14	99	7.1	17	0
Galloway TM	7	67	9.6	19	0
Stanback	3	22	7.3	9	0
F. Taylor	2	17	8.5	13	0
Green-Elis	2	11	5.5	6	0
Patriots	390	4540	11.6	81t	28
Opponents	300	3584	11.9	75t	25

INTERCEPTIONS	NO	YDS	AVG	LG	TD
Meriweather	5	149	29.8	56	1
Bodden	5	60	12.0	53t	1
Butler	3	91	30.3	91t	1
Wilhite	2	17	8.5	17	0
Springs	1	8	8.0	8	0
Chung	1	2	2.0	2	0
Moss	1	0	0.0	0	0
Patriots	18	327	18.2	91t	3
Opponents	13	146	11.2	38	1

PUNTING	NO	YDS	AVG	NET	TB	IN20	LG	BLK
Hanson	56	2221	39.7	34.1	5	18	56	1
Patriots	57	2221	39.0	34.1	5	18	56	1
Opponents	79	3267	41.4	35.4	2	22	64	0

PUNT RETURNS	NO	FC	YDS	AVG	LG	TD
Welker	27	16	338	12.5	69	0
Edelman	6	1	63	10.5	35	0
Faulk	5	2	31	6.2	15	0
Patriots	38	19	432	11.4	69	0
Opponents	20	16	180	9.0	31	0

KICK RETURNS	NO	YDS	AVG	LG	TD
Maroney	13	279	21.5	52	0
Edelman	11	241	21.9	32	0
Slater	11	269	24.5	35	0
Faulk	6	144	24.0	32	0
Butler	5	104	20.8	26	0
Tate	4	106	26.5	34	0
Welker	2	45	22.5	27	0
Connolly	1	16	16.0	16	0
Stanback	1	22	22.0	22	0
Patriots	54	1226	22.7	52	0
Opponents	70	1705	24.4	51	0

SACKS: Banta-Cain 10.0, D. Burgess 5, Wright 5, A. Thomas 3, Chung 2, Guyton 1.5, Mayo 1.5, Green 1, Ninkovich 1, Warren 1; Patriots 31.0, Opponents 18.0.

FIELD GOALS	1-19	20-29	30-39	40-49	50+
Gostkowski	0/0	7/7	12/13	5/8	2/3
Patriots	0/0	7/7	12/13	5/8	2/3
Opponents	0/0	6/6	4/6	3/4	1/4

Gostkowski: (41N,20G,28G) (45G,25G,29G) (21G,33G,22G,33G) (32G,33G) (53G,40N) (39N,33G) () (30G,38G,34G,40G) (31G, 36G) (26G,40N) (36G,50N) () (48G,47G) (30G) (1) (51G,43G).

OPPONENTS: (40G) (33G,24G,39G) (26G) () (48N,24G,41G) () (52G) () () (30G,37N) (29G,24G,41G) (53N,36G) (25G,56N) (1) (56N,38N).

STARTERS:
OFFENSE: WR Randy Moss (16); LT Matt Light (11), Sebastian Vollmer (5); LG Logan Mankins (16); C Dan Kopp (16); RG Stephen Neal (12), Dan Connolly (4); RT Nick Kaczur (13), Sebastian Vollmer (3); TE Benjamin Watson (7), Chris Baker (2); WR Wes Welker (13); Joey Galloway (2); QB Tom Brady (16); Kevin Faulk (7), Laurence Maroney (5), RB Sammy Morris (3), Fred Taylor (1); 2nd TE Chris Baker (5); 3rd WR Sam Aiken (7), Julian Edelman (5); 4th WR Julian Edelman (2), Isaiah Stanback (2), Brandon Tate (1); FB Sammy Morris (1); 2nd RB Sammy Morris (1).

DEFENSE: LE Ty Warren (12), Ron Brace (1), Derrick Burgess (1), Mike Wright (1); LDT Vince Wilfork (2); NT Vince Wilfork (6), Mike Wright (3); RE Ron Brace (1); DT Mike Wilfork (5), Mike Wright (3); RE Jarvis Green (10), Mike Wright (3) Tully Banta-Cain (1), Derrick Burgess (1); RT Jarvis Green (2); OLB Adalius Thomas (10), Tully Banta-Cain (9), Pierre Woods (5), Derrick Burgess (4), Gary Guyton (1); ILB Jerod Mayo (12), Gary Guyton (13); MLB Gary Guyton (2), Adalius Thomas (1); LCB Shawn Springs (8), Jonathan Wilhite (4), Darius Butler (3), Leigh Bodden (1); RCB Leigh Bodden (13), Jonathan Wilhite (3); SS Brandon Meriweather (16); FS Brandon McGowan (11), James Sanders (5); 5th DB Darius Butler (2), Patrick Chung (1), Jonathan Wilhite (1).

2009 Coaching Staff: Josh Boyer, Defensive Back; Ivan Fears, Running Backs; Pepper Johnson, Defensive Line; Harold Nash, Assistant Strength and Conditioning; Bill O'Brien, Quarterbacks; Scott O'Brien, Special Teams; Chad O'Shea, Receivers; Matt Patricia, Linebackers; Dean Pees, Defensive Coordinator; Dante Scarnecchia, Assistant Head Coach/Offensive Line; Shane Waldron, Tight Ends; Mike Woicik, Strength and Conditioning.

Pro Bowl (5): QB Tom Brady (5), G Logan Mankins (2), S Brandon Meriweather (1), WR Wes Welker (2), NT Vince Wilfork (2).

PASSING	ATT	CMP	YARDS	CMP%	YDS/ATT	TD	TD%	INT	INT%	LG	SK/YDS	RATING
Brady	565	371	4398	65.7	7.78	28	5.0	13	2.3	81t	16/86	96.2
Hoyer	27	19	142	70.4	5.26	0	0.0	0	0.0	17	2/18	82.6
Patriots	592	390	4540	65.9	7.67	28	4.7	13	2.2	81t	18/104	95.6
Opponents	512	300	3584	58.6	7.00	25	4.9	18	3.5	75t	31/229	81.7

2011 FINAL STATISTICS (13-3)

HEAD COACH: BILL BELICHIK • AFC EAST DIVISION CHAMPIONS • HOME STADIUM: Gillette Stadium

Date	W/L	Score	at	Opp.	Att.
9/12	W	38-24		Miami	66,860
9/18	W	35-21		San Diego	68,756
9/25	L	31-34	at	Buffalo	68,174
10/02	W	31-19		Oakland	62,572
10/09	W	30-21		N.Y. Jets	68,756
10/16	W	20-16		Dallas	68,756
10/23				BYE WEEK	
10/30	L	17-25	at	Pittsburgh	64,424
11/06	L	20-24		N.Y. Giants	68,756
11/13	W	37-16	at	N.Y. Jets	79,088
11/21	W	34-3		Kansas City	68,756
11/27	W	38-20	at	Philadelphia	69,144
12/04	W	31-24		Indianapolis	68,756
12/11	W	34-27	at	Washington	77,825
12/18	W	41-23	at	Denver	76,556
12/24	W	27-24		Miami	68,756
1/01	W	49-21		Buffalo	68,756

AFC PLAYOFFS

1/14	W	45-10		Denver	68,756
1/22	W	23-20		Baltimore	68,756

SUPER BOWL XLVI (at Indianapolis, Ind.)

2/05	L	17-21		N.Y. Giants	68,658
------	---	-------	--	-------------	--------

TEAM STATISTICS

TEAM FIRST DOWNS	PATS	OPP
Rushing	107	101
Passing	262	245
Penalty	30	24
3rd Down: Made/Att	89/194	87/202
3rd Down Pct.	45.9	43.1
4th Down: Made/Att	7/11	8/19
4th Down Pct.	63.6	42.1

POSSESSION AVG.

PATS	28:47	31:13
-------------	--------------	--------------

TOTAL NET YARDS

PATS	6848	6577
-------------	-------------	-------------

NET YARDS RUSHING

PATS	1764	1874
-------------	-------------	-------------

NET YARDS PASSING

PATS	5084	4703
-------------	-------------	-------------

PUNTS/AVERAGE

PATS	57/46.5	67/45.6
-------------	----------------	----------------

NET PUNTING AVG.

PATS	57/41.5	67/39.1
-------------	----------------	----------------

PENALTIES/YARDS

PATS	87/815	115/907
-------------	---------------	----------------

FUMBLES/BALL LOST

PATS	13/5	21/11
-------------	-------------	--------------

TOUCHDOWNS

PATS	61	40
-------------	-----------	-----------

SCORING BY PERIODS

Pats	1	2	3	4	OT	TOTAL
Pats	82	148	141	142	0	513
Opponents	87	83	50	122	0	342

SCORING

SCORING	TD	Ru	Pa	Rt	PAT	FG	S	TP
Gostkowski	0	0	0	0	59/59	28/33	0	143
Gronkowski	18	1	0	0	0/0	0/0	0	108
Green-Ellis	11	11	0	0	0/0	0/0	0	66
Welker	9	0	0	0	0/0	0/0	0	54
Hernandez	7	0	0	0	0/0	0/0	0	42
Branch	5	0	0	0	0/0	0/0	0	30
Brady	3	3	0	0	0/0	0/0	0	18
Woodhead	1	1	0	0	0/0	0/0	0	10
Edelman	1	0	0	1	0/0	0/0	0	6
Moore	1	0	0	0	0/0	0/0	0	6
Ninkovich	1	0	0	1	0/0	0/0	0	6
Ochocinco	1	0	1	0	0/0	0/0	0	6
Ridley	1	1	0	0	0/0	0/0	0	6
Vereen	1	1	0	0	0/0	0/0	0	6
Wilfork	1	0	0	1	0/0	0/0	0	6
Patriots	61	18	39	4	59/59	28/33	0	513
Opponents	40	13	26	1	38/38	20/23	0	342

2-Pt. Conversions:

Patriots 2-2 (Woodhead), Opponents 0-2.

PASSING

PASSING	ATT	CMP	YARDS	CMP%	YDS/ATT	TD	TD%	INT	INT%	LG	SK/YDS	RATING
Brady	611	401	5235	65.6	8.57	39	6.4	12	2.0	99t	32/173	105.6
Hoyer	1	1	22	100.0	22.0	0	0.0	0	0.0	22	0/0	118.8
Patriots	612	402	5257	65.7	8.59	39	6.4	12	2.0	99t	32/173	105.7
Opponents	619	386	4977	62.4	8.04	26	4.2	23	3.7	58	40/274	86.1

RUSHING	NO	YDS	AVG	LG	TD
Green-Ellis	181	667	3.7	18	11
Ridley	87	441	5.1	33t	1
Woodhead	77	351	4.6	12	1
Brady	43	109	2.5	13	3
Faulk	17	57	3.4	9	0
Vereen	15	57	3.8	19	1
Hernandez	5	45	9.0	19	0
Welker	4	30	7.5	19	0
Edelman	4	8	2.0	6	0
Gronkowski	1	2	2.0	2t	1
Hoyer	4	-3	-0.8	0	0
Patriots	438	1764	4.0	33t	18
Opponents	405	1874	4.6	41	13

RECEIVING	NO	YDS	AVG	LG	TD
Welker	122	1569	12.9	99t	9
Gronkowski	90	1327	14.7	52t	17
Hernandez	79	910	11.5	46	7
Branch	51	702	13.8	63	5
Woodhead	18	157	8.7	16	0
Ochocinco	15	276	18.4	53	1
Green-Ellis	9	159	17.7	53	0
Faulk	7	34	4.9	18	0
Edelman	4	34	8.5	11	0
Underwood	3	30	10.0	13	0
Ridley	3	13	4.3	8	0
Slater	1	46	46.0	46	0
Patriots	402	5257	13.1	99t	39
Opponents	386	4977	12.9	58	26

INTERCEPTIONS	NO	YDS	AVG	LG	TD
Arrington	7	92	13.1	28	0
Wilfork	2	47	23.5	28	0
Molden	2	40	20.0	27	0
McCourty	2	38	19.0	38	0
Ninkovich	2	30	15.0	18	1
Moore	2	26	13.0	21t	1
Mayo	2	4	2.0	2	0
Guyton	1	17	17.0	17	0
Brown	1	2	2.0	2	0
Adams	1	0	0.0	0	0
Chung	1	0	0.0	0	0
Patriots	23	296	12.9	38	2
Opponents	12	186	15.5	42	1

PUNTING	NO	YDS	AVG	NET	TB	IN20	LG	BLK
Mesko	57	2648	46.5	41.5	3	24	65	0
Patriots	57	2648	46.5	41.5	3	24	65	0
Opponents	67	3055	45.6	39.1	2	26	64	0

PUNT RETURNS	NO	FC	YDS	AVG	LG	TD
Edelman	28	7	296	10.6	72t	1
Welker	8	6	82	10.3	25	0
Faulk	2	0	11	5.5	7	0
Patriots	38	13	389	10.2	72t	1
Opponents	26	18	220	8.5	26	0

KICK RETURNS	NO	YDS	AVG	LG	TD
Woodhead	20	437	21.9	37	0
Edelman	12	284	23.7	37	0
Ridley	7	152	21.7	32	0
Slater	4	68	17.0	22	0
Gronkowski	1	11	11.0	11	0
McCourty	1	24	24.0	24	0
Ninkovich	1	10	10.0	10	0
Patriots	46	986	21.4	37	0
Opponents	60	1294	21.6	88	0

SACKS: Anderson 10.0, Carter 10.0, Ninkovich 6.5, Wilfork 3.5, Love 3.0, Dederick 2.0, Chung 1.0, Ellis 1.0, Mayo 1.0, Warren 1.0, Pryor 0.5, Wright 0.5; Patriots 40.0, Opponents 32.0.

FIELD GOALS	1-19	20-29	30-39	40-49	50+
Gostkowski	1/1	12/13	5/6	9/11	1/2
Patriots	1/1	12/13	5/6	9/11	1/2
Opponents	0/0	14/15	2/2	4/6	0/0

Gostkowski: (48N,20G) (22G,47G) (23G) (44G) (44G,24G,28G) (33G,21G,23G,44N) (22G) (24N) (26G) (50G,36G,27G) (21G,19G) (39N,45G) (39G) (23G,24G) (21G,34G) (51N,45G,42G) (47G,20G).

OPPONENTS: (20G) () (42G,28G) (28G,26G) () (48G,22G,26G) (33G,21G,23G,44N) (22G) (24N) (26G) (43G,22G) (31G) (24G,25G) (26G) (47G) (45N).

STARTERS:
OFFENSE: WR Wes Welker (15) ; LT Matt Light (15), Logan Mankins (1); LG Logan Mankins (14), Donald Thomas (1), Ryan Wendell (1); C Dan Connolly (11), Nick McDonald (2), Ryan Wendell (2), Dan Koppen (1); RG Brian Waters (16); RT N. Solder (1), Sebastian Vollmer (5); TE Rob Gronkowski (16); TE Aaron Hernandez (12), Nate Solder (2), Thomas Welch (1); QB Tom Brady (16), WR Deion Branch (15), Chad Ochocinco (1), RB BenJarvus Green-Ellis (6), Danny Woodhead (4), Kevin Faulk (3), Stevan Ridley (2), 3rd TE Dan Gronkowski (1); 3rd WR Chad Ochocinco (2).

DEFENSE: LE Shaun Ellis (10), Brandon Deaderick (3), Mark Anderson (1), Rob Ninkovich (1), Vince Wilfork (1); LDT Vince Wilfork (13); NT Vince Wilfork (3); RDT Kyle Love (12), Mike Wright (1); RE Andre Carter (14), Brandon Deaderick (2); LOLB Rob Ninkovich (14), Jerod Mayo (1), Tracy White (1); MLB Jerod Mayo (11), Gary Guyton (4), Dane Fletcher (1); ROLB Brandon Spikes (6), Dan Fletcher (4), Gary Guyton (2), Jerod Mayo (1) Rob Ninkovich (1), Jeff Tarpinian (1); LCB Devin McCourty (14), Antwaun Molden (2); S James Igedio (12) Patrick Chung (8), Josh Barrett (4), Sterling Moore (3), Matthew Slater (3), Sergio Brown (2); 5th DB Leigh Bodden (1), Sergio Brown (1), Nate Jones (1).

2011 Coaching Staff: Josh Boyer, Defensive Backs; Moses Cabrera, Assistant Strength and Conditioning; Ivan Fears, Running Backs; Brian Ferentz, Tight Ends; Brian Flores, Defensive Assistant; George Godsey, Offensive Assistant; Patrick Graham, Linebackers; Pepper Johnson, Defensive Line; Harold Nash, Head Strength and Conditioning; Bill O'Brien, Offensive Coordinator/Quarterbacks; Scott O'Brien, Special Teams; Chad O'Shea, Receivers; Matt Patricia, Safeties; Dante Scarnecchia, Assistant Head Coach/Offensive Line.

Pro Bowl (8): QB Tom Brady (7), DE Andre Carter (1) TE Rob Gronkowski (1), G Logan Mankins (1), ST Matthew Slater (1), G Brian Waters (6), WR Wes Welker (4), NT Vince Wilfork (4).

2012 FINAL STATISTICS (12-4)

HEAD COACH: BILL BELICHIK • AFC EAST DIVISION CHAMPIONS • HOME STADIUM: GILLETTE STADIUM

Date	W/L	Score	Opp.	Att.
9/09	W	34-13	at Tennessee	69,143
9/16	L	18-20	Arizona	68,756
9/23	L	30-31	at Baltimore	71,269
9/30	W	52-28	at Buffalo	70,684
10/07	W	31-21	Denver	68,756
10/14	L	23-24	at Seattle	68,137
10/21	W	29-26	N.Y. Jets OT	68,756
10/28	W	45-7	at St. Louis*	84,004
11/04			BYE WEEK	
11/11	W	37-31	Buffalo	68,756
11/18	W	59-24	Indianapolis	68,756
11/22	W	49-19	at N.Y. Jets	79,088
12/02	W	23-16	at Miami	72,114
12/10	W	42-14	Houston	68,756
12/16	L	34-41	San Francisco	68,756
12/23	W	23-16	at Jacksonville	70,251
12/30	W	28-0	Miami	68,756

*London

AFC PLAYOFFS

1/13	W	41-28	Houston	68,756
1/20	L	13-28	Baltimore	68,756

TEAM STATISTICS

	PATS	OPP
TOTAL FIRST DOWNS	444	340
Rushing	151	100
Passing	256	207
Penalty	37	33
3rd Down: Made/Att	110/226	82/205
3rd Down Pct.	48.7	40.0
4th Down: Made/Att	8/12	9/23
4th Down Pct.	66.7	39.1
POSSESSION AVG.	30:41	29:19
TOTAL NET YARDS	6846	5972
Avg. Per Game	427.9	373.3
Total Plays	1191	1046
Avg. Per Play	5.7	5.7
NET YARDS RUSHING	2184	1630
Avg. Per Game	136.5	271.4
Total Rushes	523	415
NET YARDS PASSING	4662	4342
Avg. Per Game	291.4	271.4
Sacked/Yards Lost	27/182	37/213
Gross Yards	4844	4555
Attempts/Completions	641/402	594/369
Completion Pct.	62.7	62.1
Had Intercepted	9	20
PUNTS/AVERAGE	61/42.4	67/50.3
NET PUNTING AVG.	61/37.9	67/41.6
PENALTIES/YARDS	97/840	101/932
FUMBLES/BALL LOST	14/7	42/21
TOUCHDOWNS	67	38
Rushing	25	10
Passing	34	27
Returns	8	1

SCORE BY PERIODS	1	2	3	4	OT	TOTAL
Patriots	113	177	103	161	3	557
Opponents	67	81	75	108	0	331

SCORING	TD	Ru	Pa	Rt	PAT	FG	S	TP
Gostkowski	0	0	0	0	66/66	29/35	0	153
Ridley	12	12	0	0	0/0	0/0	0	72
Gronkowski	11	0	11	0	0/0	0/0	0	66
Woodhead	7	4	3	0	0/0	0/0	0	42
Welker	6	0	6	0	0/0	0/0	0	36
Edelman	5	0	3	2	0/0	0/0	0	30
Hernandez	5	0	3	2	0/0	0/0	0	30
Lloyd	5	0	4	1	0/0	0/0	0	30
Brady	4	4	0	0	0/0	0/0	0	24
Vereen	4	3	1	0	0/0	0/0	0	24
Bolden	2	2	0	0	0/0	0/0	0	12
Dennard	1	0	0	1	0/0	0/0	0	6
Gregory	1	0	0	1	0/0	0/0	0	6
Hightower	1	0	0	1	0/0	0/0	0	6
McCourtly	1	0	0	1	0/0	0/0	0	6
Stallworth	1	0	0	1	0/0	0/0	0	6
Talib	1	0	0	1	0/0	0/0	0	6
Patriots	67	25	34	8	66/66	29/24	0	557
Opponents	38	10	27	1	38/38	21/24	0	331

2-Pt. Conversions: Patriots 0-1, Opponents 0-0.

RUSHING	NO	YDS	AVG	LG	TD
Ridley	290	1263	4.4	41	12
Woodhead	76	301	4.0	19	4
Bolden	56	274	4.9	27	2
Vereen	62	251	4.0	16	3
Edelman	4	45	11.3	47	0
Brady	23	32	1.4	7	4
Welker	2	20	10.0	11	0
Hernandez	1	5	5.0	5	0
Willard TM	1	2	2.0	2	0
Mallett	8	-9	-1.1	2	0
Patriots	523	2184	4.2	47	25
Opponents	415	1630	3.9	31	10

RECEIVING	NO	YDS	AVG	LG	TD
Welker	118	1354	11.5	59	6
Lloyd	74	911	12.3	53	4
Gronkowski	55	790	14.4	41	11
Hernandez	51	483	9.5	31	5
Woodhead	40	446	11.2	25	3
Edelman	21	235	11.2	56t	3
Branch	16	145	9.1	25	0
Vereen	8	149	18.6	83t	1
Ridley	6	51	8.5	20	0
Hoomanwanui	5	109	21.8	41	0
Fells	4	85	21.3	35	0
Bolden	2	11	5.5	11	0
Stallworth	1	63	63.0	63t	1
Winlow	1	12	12.0	12	0
Patriots	402	4844	12.0	83t	34
Opponents	269	4555	12.3	68t	27

INTERCEPTIONS	NO	YDS	AVG	LG	TD
McCourtly	5	53	10.6	34	0
Wilson	4	87	21.8	45	0
Dennard	3	95	31.7	87t	1
Gregory	3	50	16.7	36	0
Talib TM	1	59	59.0	59t	1
Chung	2	27	13.5	27	0
Cole	1	0	0.0	0	0
Mayo	1	0	0.0	0	0
Patriots	20	371	18.6	87t	2
Opponents	9	112	12.4	63	0

PUNTING	NO	YDS	AVG	NET	TB	IN20	LG	BLK
Mesko	60	2585	43.1	37.9	6	28	62	1
Patriots	61	2585	42.4	37.9	6	28	62	1
Opponents	67	3372	50.3	41.6	4	23	66	0

PUNT RETURNS	NO	FC	YDS	AVG	LG	TD
Welker	25	7	243	9.7	31	0
Edelman	17	1	263	15.5	68t	1
Patriots	42	8	506	12.0	68t	1
Opponents	23	19	154	6.7	25	0

KICK RETURNS	NO	YDS	AVG	LG	TD
McCourtly	27	654	24.2	104t	1
Edelman	3	38	12.7	32	0
Welker	3	33	11.0	17	0
Slater	2	39	19.5	20	0
Woodhead	2	43	21.5	23	0
Gronkowski	1	0	0.0	0	0
Patriots	38	807	21.2	104t	1
Opponents	60	1229	20.5	62	0

SACKS: Ninkovich 8.0, Jones 6.0, Hightower 4.0, Francis 3.0, Mayo 3.0, Scott 3.0, Wilfork 3.0, Cunningham 2.5, Love 1.5, Deaderick 1.0, Martin 1.0, Spikes 1.0; Patriots 37.0, Opponents 27.0.

FIELD GOALS	1-19	20-29	30-39	40-49	50+
Gostkowski	0/0	8/8	10/12	9/13	2/2
Patriots	0/0	8/8	10/12	9/13	2/2
Opponents	0/0	6/6	5/6	9/10	1/2

Gostkowski: (256,316) (466,346,516,536,42N) (376,496,206) (49N,42N,30G) (23G) (256,356,356) (43G, 48G) (266) (43G,486,27G) (36N,31G) (39N) (49N,43G, 326,20G) (1) (326,416) (256,496,386G) (1).

OPPONENTS: (286,24G) (38G,47G) (27G) () () (34G) (54G) (46G,21G,43G,43G) () (41G) (47G,58N) (32G) (44G,33G,42G) () (39N,20G,28G) (41G,43N,356,42G) (41N).

STARTERS:

OFFENSE: WR Wes Welker (12), Julian Edelman (1); LT Nate Solder (16), LG Logan Mankins (10), Donald Thomas (6); C Ryan Wendell (16); RG Dan Connolly (14), Donald Thomas (1), Nick McDonald (1); RT Sebastian Vollmer (15), Marcus Cannon (1); TE Rob Gronkowski (11); Aaron Hernandez (10); Michael Hoomanwanui (6), Daniel Fells (4); QB Tom Brady (16), WR Brandon Lloyd (15), Deion Branch (1); RB Steven Ridley (12), Danny Woodhead (2), Shane Vereen (1), Aaron Hernandez (1), Michael Hoomanwanui (1); 3rd WR Deion Branch (3), Julian Edelman (2).

DEFENSE: LE Rob Ninkovich (12), Jermaine Cunningham (2), Trevor Scott (2); DT Vince Wilfork (16); DT Kyle Love (11), Brandon Deaderick (5); RE C. Jones (13), Rob Ninkovich (2), Jermaine Cunningham (1); LB Jerod Mayo (16); LB Dont'a Hightower (12), Rob Ninkovich (2), Tracy White (1); LCB Devin McCourtly (8), Aqib Talib (5), Alfonso Dennard (3); RCB Kyle Arrington (12), Alfonso Dennard (4); S Steve Gregory (12), Devin McCourtly (8), Patrick Chung (8), Tavon Wilson (4); 5th DB Marquice Cole (1).

2012 Coaching Staff: Josh Boyer, Cornerbacks; Moses Cabrera, Assistant Strength and Conditioning; Ivan Fears, Running Backs; Brian Flores, Safeties; George Godsey, Tight Ends; Patrick Graham, Defensive Line; Pepper Johnson, Linebackers; Joe Judge, Special Teams Assistant; Josh McDaniels, Offensive Coordinator/Quarterbacks; Harold Nash, Head Strength and Conditioning; Scott O'Brien, Special Teams; Chad O'Shea, Wide Receivers; Matt Patricia, Defensive Coordinator; Dante Scarnecchia, Assistant Head Coach/Offensive Line; Steve Belichick, Coaching Assistant.

Pro Bowl (7): QB Tom Brady (8), TE Rob Gronkowski (2), G Logan Mankins (5), LB Jerod Mayo (2), ST Matthew Slater (2), WR Wes Welker (5), NT Vince Wilfork (5).

PASSING	ATT	CMP	YARDS	CMP%	YDS/ATT	TD	TD%	INT	INT%	LG	SK/YDS	RATING
Brady	637	401	4827	63.0	7.58	34	5.3	8	1.3	83t	27/182	98.7
Mallett	4	1	17	25.0	4.25	0	0.0	1	25.0	17	0/0	5.2
Patriots	641	402	4844	62.7	7.56	34	5.3	9	1.4	83t	27/182	97.7
Opponents	594	369	4555	62.1	7.67	27	4.5	20	3.4	68t	37/213	86.9

2013 FINAL STATISTICS (12-4)

HEAD COACH: BILL BELICHICK • AFC EAST DIVISION CHAMPIONS • HOME STADIUM: Gillette Stadium

Date	W/L	Score	Opp.	Att.
9/08	W	23-21	at Buffalo	69,519
9/12	W	13-10	New York Jets	68,756
9/22	W	23-3	Tampa Bay	68,756
9/29	W	30-23	at Atlanta	70,744
10/06	L	6-13	at Cincinnati	64,259
10/13	W	30-27	New Orleans	68,756
10/20	L	27-30	at New York Jets	0176,957
10/27	W	27-17	Miami	68,756
11/03	W	55-31	Pittsburgh	68,756
BYE WEEK				
11/18	L	20-24	at Carolina	74,225
11/24	W	34-31	Denver OT	68,756
12/01	W	34-31	at Houston	71,769
12/08	W	27-26	Cleveland	68,756
12/15	L	20-24	at Miami	71,863
12/22	W	41-7	at Baltimore	71,433
12/29	W	34-20	Buffalo	68,756

AFC PLAYOFFS

1/11	W	43-22	Indianapolis	68,756
1/19	L	16-26	at Denver	77,110

TEAM STATISTICS

	PTS	OPP
TOTAL FIRST DOWNS	378	338
Rushing	110	110
Passing	225	208
Penalty	43	20
3rd Down: Made/Att	83/221	98/232
3rd Down Pct.	37.6	42.2
4th Down: Made/Att	7/15	4/21
4th Down Pct.	46.7	19.0
POSSESSION AVG.	29:38	30:22
TOTAL NET YARDS	6152	5969
Avg. Per Game	384.5	373.1
Total Plays	1138	1118
Avg. Per Play	5.4	5.3
NET YARDS RUSHING	2065	2145
Avg. Per Game	129.1	134.1
Total Rushes	470	481
NET YARDS PASSING	4087	3824
Avg. Per Game	255.4	239.0
Sacked/Yards Lost	40/256	48/313
Gross Yards	4343	4137
Attempts/Completions	628/380	589/336
Completion Pct.	60.5	57.0
Had Intercepted	11	17
PUNTS/AVERAGE	77/45.8	80/44.5
NET PUNTING AVG.	77/39.8	80/39.2
PENALTIES/YARDS	69/625	110/951
FUMBLES/BALL LOST	24/9	21/12
TOUCHDOWNS	47	39
Rushing	19	11
Passing	25	25
Returns	3	3

SCORE BY PERIODS	1	2	3	4	OT	TOTAL
Patriots	74	104	85	178	3	444
Opponents	70	74	95	96	3	338

SCORING	TD	Ru	Pa	Rt	PAT	FG	S	TP
Gostkowski	0	0	0	0	44/44	38/41	0	158
Blount	7	7	0	0	0/0	0/0	0	42
Ridley	7	7	0	0	0/0	0/0	0	42
Edelman	6	0	0	0	0/0	0/0	0	40
Dobson	4	0	0	0	0/0	0/0	0	24
Gronkowski	4	0	0	0	0/0	0/0	0	24
Thompkins	4	0	0	0	0/0	0/0	0	24
Vereen	4	1	3	0	0/0	0/0	0	24
Bolden	3	3	0	0	0/0	0/0	0	18
Amendola	2	0	2	0	0/0	0/0	0	12
Develin	1	1	0	0	0/0	0/0	0	6
Hoomanawanui	1	0	1	0	0/0	0/0	0	6
Cha. Jones	1	0	0	1	0/0	0/0	0	6
Mulligan	1	0	1	0	0/0	0/0	0	6
Ryan	1	0	0	1	0/0	0/0	0	6
Wilson	1	0	0	1	0/0	0/0	0	6
Patriots	47	19	25	3	44/44	38/41	0	444
Opponents	39	11	25	3	38/38	22/27	0	338

2-Pt. Conversions: Edelman 2, Patriots 2-3, Opponents: 0-1.

RUSHING	NO	YDS	AVG	LG	TD
Ridley	178	773	4.3	29	7
Blount	153	772	5.0	47	7
Bolden	55	271	4.9	46	3
Vereen	44	208	4.7	21	1
Brady	32	18	0.6	11	0
Edelman	2	11	5.5	7	0
Develin	4	10	2.5	5	1
Amendola	1	1	1.0	1	0
Washington TM	1	1	1.0	1	0
Patriots	470	2065	4.4	47	19
Opponents	481	2145	4.5	34	11

RECEIVING	NO	YDS	AVG	LG	TD
Edelman	105	1056	10.1	44	6
Amendola	54	633	11.7	57	2
Vereen	47	427	9.1	50	3
Gronkowski	39	592	15.2	50	4
Dobson	37	519	14.0	81	4
Thompkins	32	466	14.6	49	3
Bolden	21	152	7.2	18	0
Hoomanawanui	12	136	11.3	19	1
Ridley	10	62	6.2	24	0
Boyce	9	121	13.4	30	0
Collie	6	63	10.5	19	0
Develin	4	62	15.5	31	0
Blount	2	38	19.0	32	0
Mulligan	2	16	8.0	15	1
Patriots	380	4343	11.4	81	25
Opponents	336	4137	12.3	80	25

INTERCEPTIONS	NO	YDS	AVG	LG	TD
Ryan	5	82	16.4	79	1
Talib	4	12	3.0	14	0
Harmon	2	44	22.0	42	0
Wilson	1	74	74.0	74	1
Arrington	1	5	5.0	5	0
Spikes	1	3	3.0	3	0
Cole	1	0	0.0	0	0
Dennard	1	0	0.0	0	0
McCourty	1	0	0.0	0	0
Patriots	17	220	12.9	79	2
Opponents	11	56	5.1	31	1

PUNTING	NO	YDS	AVG	NET	TB	INZO	LG	BLK
Allen	76	3491	45.9	39.9	12	29	65	0
Brady	1	32	32.0	32.0	0	0	32	0
Patriots	77	3523	45.8	39.9	12	29	65	0
Opponents	80	3559	44.5	39.2	2	28	64	0

PUNT RETURNS	NO	FC	YDS	AVG	LG	TD
Edelman	35	23	374	10.7	43	0
Amendola	1	0	13	13.0	13	0
Patriots	36	23	387	10.8	43	0
Opponents	29	14	221	7.6	24	0

KICK RETURNS	NO	YDS	AVG	LG	TD
Blount	17	494	29.1	83	0
Boyce	9	214	23.8	41	0
McCourty	7	132	18.9	27	0
Vereen	3	66	22.0	24	0
Slater	2	10	5.0	10	0
Washington TM	1	19	19.0	19	0
Patriots	39	935	24.0	83	0
Opponents	32	664	20.8	50	0

SACKS: Cha. Jones 11.5, Ninkovich 8.0, Chr. Jones 6.0, Siliiga 3.0, Kelly 2.5, Arrington 2.0, Buchanan 2.0, Carter 2.0, Fletcher 2.0, Vellano 2.0, Mayo 1.5, Ryan 1.5, Gregory 1.0, Hightower 1.0, Sopoaga 1.0, TM 1.0; Patriots 48.0, Opponents 40.0.

FIELD GOALS	1-19	20-29	30-39	40-49	50+
Gostkowski	1/1	8/8	13/13	11/13	5/6
Patriots	1/1	8/8	13/13	11/13	5/6
Opponents	0/0	4/4	10/13	5/6	3/4

Gostkowski: (486, 336, 356) (216, 306, 43N) (536, 466, 336) (486, 226, 49G) (426, 196) (356, 546, 23G) (396, 44G) (346, 48G) (206, 32G) (426, 26G) (316, 31G) (55N, 53G, 53G) (336, 50G) (226, 48N, 23G) (456, 42G) (436, 35G, 29G, 35G).

OPPONENTS: () (37G) (38N, 30G) (236, 456, 25G) (396, 50G) (286, 39G) (376, 376, 42G) (526, 36N, 39B) (30G) (43G) (27G) (43G) (436, 376, 58N) (32G) (37N) (51G, 37G).

STARTERS: WR Julian Edelman (11), Danny Amendola (5), LT Nate Solder (15), Logan Mankins (1), LG Logan Mankins (15), Josh Kline (1), C Ryan Wendell (16), RG D. Connolly (15), RT Chris Jones (9), Marcus Cannon (6), Will Svitke (2), TE Michael Hoomanawanui (10), Rob Gronkowski (6), Matthew Mulligan (4), QB Tom Brady (16), WR K. Thompkins (8), Aaron Dobson (5), Josh Boyce (2), Austin Collie (1), RB LeGarrette Blount (7), Stevan Ridley (6), Brandon Bolden (2), Shane Vereen (1), 3rd WR Aaron Dobson (4), Danny Amendola (1), Josh Boyce (1), 4th WR Josh Boyce (1), FB James Develin (6).

DEFENSE: LE Rob Ninkovich (15), Joe Vellano (1), DT Vince Wilfork (4), Joe Vellano (7), Seawler Siliiga (4), Chris Jones (1), DT Chris Jones (9), Tommy Kelly (5), Isaac Sopoaga (2), RE Chandler Jones (16), LB Dont'a Hightower (14), Brandon Spikes (11), Jamie Collins (8), Jerod Mayo (6), Dane Fletcher (1), LCB Aqib Talib (13), Kyle Arrington (2), Logan Ryan (1), RCB Alfonso Dennard (9), Logan Ryan (4), Kyle Arrington (3), S Devin McCourty (15), Steve Gregory (1), Duron Harmon (3), Logan Ryan (1), Kyle Arrington (1), DB Kyle Arrington (1), Steve Gregory (1), 5th DB Kyle Arrington (5), Logan Ryan (1).

2013 Coaching Staff: Josh Boyer, Cornerbacks; Moses Cabrera, Assistant Strength and Conditioning; Ivan Fears, Running Backs; Brian Flores, Safeties; George Godsey, Tight Ends; Patrick Graham, Defensive Line; Pepper Johnson, Linebackers; Joe Judge, Special Teams Assistant; Josh McDaniels, Offensive Coordinator/Quarterbacks; Harold Nash, Head Strength and Conditioning; Scott O'Brien, Special Teams; Chad O'Shea, Wide Receivers; Matt Patricia, Defensive Coordinator; Dante Scarrechia, Assistant Head Coach/Offensive Line; Steve Belichick, Coaching Assistant; Jerry Shuplinkins, Coaching Assistant.

Pro Bowl (4): Tom Brady (9), Logan Mankins (6), ST Matthew Slater (3), Aqib Talib (1).

PASSING	ATT	CMP	YARDS	CMP%	YDS/ATT	TD	TD%	INT	INT%	LG	SK/YDS	RATING
Brady	628	380	4343	60.5	6.92	25	4.0	11	1.8	81t	40/256	87.3
Patriots	628	380	4343	60.5	6.92	25	4.0	11	1.8	81t	40/256	87.3
Opponents	589	336	4137	57.0	7.02	25	4.2	17	2.9	80t	48/313	81.0

2014 FINAL STATISTICS (12-4)

HEAD COACH: BILL BELICHICK • AFC EAST DIVISION CHAMPIONS • HOME STADIUM: Gillette Stadium

Date	W/L	Score	Opp.	Att.
9/07	L	20-33	at Miami	70,630
9/14	W	30-7	at Minnesota	52,350
9/21	W	16-9	at Oakland	68,756
9/29	L	14-41	at Kansas City	76,613
10/05	W	43-17	Cincinnati	68,756
10/12	W	37-22	at Buffalo	70,185
10/16	W	27-25	New York Jets	68,756
10/26	W	51-23	Chicago	68,756
11/02	W	43-21	Denver	68,756
11/09			BYE WEEK	
11/16	W	42-20	at Indianapolis	66,751
11/23	W	34-9	Detroit	68,756
11/30	L	21-26	at Green Bay	78,431
12/07	W	23-14	at San Diego	68,815
12/14	W	41-13	Miami	68,756
12/21	W	17-16	at New York Jets	78,160
12/28	L	9-17	Buffalo	68,756

AFC PLAYOFFS

1/10	W	35-31	Baltimore	68,756
1/18	W	45-7	Indianapolis	68,756

SUPER BOWL XLIX (at Glendale, Ariz.)				
2/01	W	28-24	Seattle	70,288

TEAM STATISTICS

	PATS	OPP
TOTAL FIRST DOWNS	361	329
Rushing	96	88
Passing	228	196
Penalty	37	45
3rd Down: Made/Att	98/221	84/209
3rd Down Pct.	44.3	40.2
4th Down: Made/Att	7/13	8/23
4th Down Pct.	53.8	34.8
POSSESSION AVG.	29:37	30:23
TOTAL NET YARDS	5848	5506
Avg. Per Game	365.5	344.1
Total Plays	1073	1033
Avg. Per Play	5.5	5.3
NET YARDS RUSHING	1727	1669
Avg. Per Game	107.9	104.3
Total Rushes	438	419
NET YARDS PASSING	4121	3837
Avg. Per Game	257.6	239.8
Sacked/Yards Lost	26/170	40/282
Gross Yards	4291	4119
Attempts/Completions	609/392	574/342
Completion Pct.	64.4	59.6
Had Intercepted	9	16
PUNTS/AVERAGE	67/45.7	65/43.8
NET PUNTING AVG.	67/39.9	65/46.6
PENALTIES/YARDS	120/1080	92/752
FUMBLES/BALL LOST	13/4	19/9
TOUCHDOWNS	52	32
Rushing	13	6
Passing	34	24
Returns	5	2

SCORE BY PERIODS	1	2	3	4	OT	TOTAL
Patriots	78	183	101	106	0	468
Opponents	66	100	85	62	0	313

SCORING	TD	Ru	Pa	Rt	PAT	FG	S	TP
Gostkowski	0	0	0	51/51	35/37	0	0	156
Gronkowski	12	0	12	0/0	0/0	0	0	72
LaFell	7	0	7	0/0	0/0	0	0	42
Wright	6	0	6	0/0	0/0	0	0	36
Edelman	5	0	4	1/0	0/0	0	0	30
Gray	5	5	0	0/0	0/0	0	0	30
Vereen	5	2	3	0/0	0/0	0	0	30
Blount TM	3	3	0	0/0	0/0	0	0	18
Arrington	2	0	2	0/0	0/0	0	0	12
Ridley	2	2	0	0/0	0/0	0	0	22
Amendola	1	0	1	0/0	0/0	0	0	6
Bolden	1	1	0	0/0	0/0	0	0	6
Cha. Jones	1	0	0	1/0	0/0	0	0	6
Ninkovich	1	0	0	1/0	0/0	0	0	6
Tyms	1	0	1	0/0	0/0	0	0	6
Patriots	52	13	34	5	51/51	35/37	0	468
Opponents	32	6	24	2	28/28	29/37	0	313

2-Pt. Conversions: Patriots: 0-1, Opponents: 3-4.

RUSHING	NO	YDS	AVG	LG	TD
Gray	89	412	4.6	20	5
Vereen	96	391	4.1	19	2
Ridley	94	340	3.6	43	2
Blount TM	60	281	4.7	34	3
Edelman	10	94	9.4	25	0
Bolden	28	89	3.2	17	1
Brady	36	57	1.6	17	0
J. White	9	38	4.2	11	0
LaFell	2	13	6.5	9	0
Garoppolo	10	9	0.9	9	0
Weil	3	5	1.7	5	0
Wright	1	-2	-2.0	-2	0
Patriots	438	1727	3.9	43	13
Opponents	419	1669	4.0	48	6

RECEIVING	NO	YDS	AVG	LG	TD
Edelman	92	972	10.6	69T	4
Gronkowski	82	1124	13.7	46T	12
LaFell	74	953	12.9	56T	7
Vereen	52	447	8.6	49T	3
Amendola	27	200	7.4	21	1
Wright	26	259	10.0	30	6
Blount TM	4	18	4.5	11	0
Thompkins TM	6	53	8.8	16	0
Develin	6	43	7.2	13	0
Tyms	5	82	16.4	43T	1
J. White	5	23	4.6	11	0
Ridley	4	20	5.0	7	0
Hoomanawanui	3	44	14.7	23	0
Dobson	3	38	12.7	16	0
Bolden	2	8	4.0	4	0
Gray	1	7	7.0	7	0
Patriots	392	4291	10.9	69T	34
Opponents	342	4119	12.0	50	24

INTERCEPTIONS	NO	YDS	AVG	LG	TD
McCourty	2	70	35.0	60	0
Collins	2	0	0.0	0	0
Revis	2	0	0.0	0	0
Ryan	2	0	0.0	0	0
Harmon	1	60	60.0	60	0
Browner	1	32	32.0	30	0
Ninkovich	1	11	11.0	11	0
Chung	1	10	10.0	10	0
Wyers	1	1	1.0	1	0
Aflonzo	1	0	0.0	0	0
Dennard	1	0	0.0	0	0
Easley	1	0	0.0	0	0
Patriots	16	184	11.5	60	2
Opponents	9	89	9.9	39T	1

PUNTING	NO	YDS	AVG	NET	TB	IN20	LG	BLK
Allen	66	3060	46.4	39.9	6	25	67	1
Patriots	67	3060	45.7	39.9	6	25	67	1
Opponents	65	2847	43.8	36.6	2	18	61	1

PUNT RETURNS	NO	FC	YDS	AVG	LG	TD
Edelman	25	6	299	12.0	84T	1
Amendola	16	5	132	8.3	39	0
Patriots	41	11	431	10.5	84T	1
Opponents	29	15	267	9.2	47	0

KICK RETURNS	NO	YDS	AVG	LG	TD
Amendola	20	482	24.1	81	0
Chung	7	140	20.0	30	0
Slater	2	44	22.0	26	0
LaFell	1	0	0.0	0	0
McCourty	1	27	27.0	27	0
Patriots	31	693	22.4	81	0
Opponents	45	955	21.2	62	0

SACKS: Ninkovich 8.0, Hightower 6.0, Cha. Jones 6.0, Ayers TM 4.0, Collins 4.0, Chr. Jones 3.0, Siliga 2.5, Arrington 1.0, Easley 1.0, Mayo 1.0, Skinner 1.0, Vellano 1.0, Walker TM 1.0, Moore 0.5; Patriots 40-40, Opponents 26.0.

FIELD GOALS	1-19	20-29	30-39	40-49	50+
Gostkowski	1/1	11/11	10/11	12/13	1/1
Patriots	1/1	11/11	10/11	12/13	1/1
Opponents	0/0	12/12	8/8	7/11	2/6

Gostkowski: (476, 45G) (486, 476, 27G) (216, 206, 36G) () (486, 19G, 23G, 476, 35G) (36N, 426, 536, 40G) (39G, 36G) (236, 276, 39G) (49G, 296, 45G) () (35G, 43G) (47N) (226, 226, 38G) (35G, 36G) (24G) (24G, 44G, 55G).

OPPOSITIONS: (38G, 24G, 22G, 27G) (488) (49G, 37G, 47G) (226, 31G) (52N, 23G) () (22G, 47G, 46G, 27G, 588) () (41N) (31G, 53G) (48G, 20G, 53N, 49G) (32G, 35G, 33G, 40N, 28G) () (418, 24G, 53G) (26G, 23G, 37G, 528) (48G).

STARTERS:

OFFENSE: WR Brandon LaFell (13), Aaron Dobson (1), Kenbrell Thompkins (1), Brian Tyms (1); LT Nate Solder (16); LG Dan Connolly (10), Marcus Cannon (3), Josh Kline (2), Jordan Devey (1); C Bryan Stork (11), Dan Connolly (3), Ryan Wendell (2); RG Ryan Wendell (10), Jordan Devey (3), Josh Kline (2), Cameron Fleming (1); RT Sebastian Vollmer (15), Marcus Cannon (1); TE Rob Gronkowski (10), Michael Hoomanawanui (6); WR Julian Edelman (10), Danny Amendola (2), Tim Wright (1); QB Tom Brady (16); RB Shane Vereen (6), Stevan Ridley (5), Jonas Gray (3), Lefarrette Blount (1), Brandon Bolden (1); 2T FE Michael Hoomanawanui (6), Cameron Fleming (1), Tim Wright (1); FB James Develin (3); 2nd RB Brandon Bolden (1); 3rd WR Danny Amendola (2), Brian Tyms (1), Tim Wright (1).

DEFENSE: LE Rob Ninkovich (16); DT Vince Wilfork (16); DT Chris Jones (7), Seaulver Siliga (3), Alan Branch (1), Joe Vellano (1); 3rd DT Alan Branch (1), Chris Jones (1), Seaulver Siliga (1), Casey Walker (1); RE Chandler Jones (8); Chris Jones (4), Dominique Easley (2), Zach Moore (1), Seaulver Siliga (1); LB Jamie Collins (15); LB Dont'a Hightower (12); LB Jerod Mayo (6); LB Jonathan Casillas (3); LB Deontae Skinner (1); DB Kyle Arrington (3), Logan Ryan (2), Brandon Browner (1), Malcolm Butler (1), Alfonso Dennard (1); LCB Darrelle Revis (15), Brandon Browner (1); RCB Brandon Browner (7), Logan Ryan (4), Alfonso Dennard (3), Kyle Arrington (1), Darrelle Revis (1); S Devin McCourty (16), Patrick Chung (15).

2014 Coaching Staff: Josh Boyer, Cornerbacks; Moses Cabrera, Assistant Strength and Conditioning; Brian Daboll, Tight Ends; Brendan Daly, Defensive Assistant; Dave DeGuglielmo, Offensive Line, Ivan Fears, Running Backs; Brian Flores, Safeties; Patrick Graham, Linebacksers; Joe Judge, Special Teams Assistant; Josh McDaniels, Offensive Coordinator/Quarterbacks; Harold Nash, Head Strength and Conditioning; Scott O'Brien, Special Teams; Chad O'Shea, Wide Receivers; Matt Patricia, Defensive Coordinator; Steve Belichick, Coaching Assistant; Jerry Schupinski, Coaching Assistant.

Pro Bowl (7): Tom Brady (10), Julian Edelman (1), Stephen Gostkowski (3), Rob Gronkowski (3), Devin McCourty (2), Darrelle Revis (6), ST Matthew Slater (4).

PASSING	ATT	CMP	YARDS	CMP%	YDS/ATT	TD	INT%	LG	SK/YDS	RATING		
Brady	582	373	4109	64.1	7.06	33	5.7	9	1.5	69T	21/134	97.4
Garoppolo	27	19	182	70.4	6.74	1	3.7	0	0.0	37	5/36	101.2
Patriots	609	392	4291	64.4	7.05	34	5.6	9	1.5	69T	26/170	97.5
Opponents	574	342	4119	59.6	7.18	24	4.2	16	2.8	50	40/282	84.0

2015 FINAL STATISTICS (12-4)

HEAD COACH: BILL BELICHICK • AFC EAST DIVISION CHAMPIONS • HOME STADIUM: GILLETTE STADIUM

Date	W/L	Score	Opp.	Att.
9/10	W	28-21	Pittsburgh	66,829
9/20	W	40-32	at Buffalo	70,858
9/27	W	51-17	Jacksonville	66,829
10/04			BYE WEEK	
10/11	W	30-6	at Dallas	93,054
10/18	W	34-27	at Indianapolis	66,726
10/25	W	30-23	New York Jets	66,829
10/29	W	36-7	Miami	66,829
11/08	W	27-10	Washington	66,829
11/15	W	27-26	at New York Giants	81,061
11/23	W	20-13	Buffalo	66,829
11/29	L	24-30	at Denver OT	76,970
12/06	L	28-35	Philadelphia	66,829
12/13	W	27-6	at Houston	71,908
12/20	W	33-16	Tennessee	66,829
12/27	L	20-26	at New York Jets OT	78,160
1/03	L	10-20	at Miami	62,918

AFC PLAYOFFS

1/16	W	27-20	Kansas City	66,829
1/24	L	18-20	at Denver	77,112

TEAM STATISTICS

	PTS	OPP
NET FIRST DOWNS	347	303
Rushing	87	77
Passing	229	204
Penalty	31	22
3rd Down: Made/Att	88/215	84/225
3rd Down Pct.	40.9	37.3
4th Down: Made/Att	9/15	8/18
4th Down Pct.	60.0	44.4
POSSESSION AVG.	30:08	29:52
TOTAL NET YARDS	5991	5431
Avg. Per Game	374.4	339.4
Total Plays	1050	1042
Avg. Per Play	5.7	5.2
NET YARDS RUSHING	1404	1580
Avg. Per Game	87.8	98.8
Total Rushes	383	397
NET YARDS PASSING	4587	3851
Avg. Per Game	286.7	240.7
Sacked/Yards Lost	38/225	49/358
Gross Yards	4812	4209
Attempts/Completions	629/404	596/361
Completion Pct.	64.2	60.6
Had Intercepted	7	12
PUNTS/AVERAGE	74/45.4	86/47.0
NET PUNTING AVG.	74/39.9	86/39.9
PENALTIES/YARDS	96/859	112/1013
FUMBLES/BALL LOSS	14/7	28/9
TOUCHDOWNS	52	36
Rushing	14	8
Passing	36	24
Returns	2	4

SCORE BY PERIODS	1	2	3	4	OT TOTAL
Patriots	89	146	100	130	0
Opponents	36	90	73	104	12

SCORING	TD	Ru	Pa	Rt	PAT	FG	S	TP
Gostkowski	0	0	0	0	52/52	33/36	0	151
Gronkowski	11	0	1	0	0/0	0/0	0	66
Blount	7	6	1	0	0/0	0/0	0	42
Edelman	7	0	7	0	0/0	0/0	0	42
White	6	2	4	0	0/0	0/0	0	36
Chandler	4	0	4	0	0/0	0/0	0	24
Lewis	4	2	2	0	0/0	0/0	0	24
Amendola	3	0	3	0	0/0	0/0	0	18
Brady	3	3	0	0	0/0	0/0	0	18
Bolden	2	0	2	0	0/0	0/0	0	12
K. Martin	2	0	2	0	0/0	0/0	0	12
Collins	1	0	1	0	0/0	0/0	0	6
Hicks	1	0	0	1	0/0	0/0	0	6
S. Jackson	1	1	0	0	0/0	0/0	0	6
Patriots	52	15	36	2	52/52	33/36	1465	
Opponents	36	8	24	4	28/31	23/29	0	315

2-Pt. Conversions: Patriots 0-0, Opponents 1-3.

RUSHING	NO	YDS	AVG	LG	TD
Blount	165	703	4.3	38	6
Lewis	49	234	4.8	13	2
Bolden	63	207	3.3	14	0
White	22	56	2.5	8	2
Brady	34	53	1.6	13	3
Josefa	15	51	3.4	15	0
S. Jackson	21	50	2.4	7	1
Edelman	3	23	7.7	12	0
Amendola	2	11	5.5	8	0
LaFell	2	9	4.5	9	0
D. Johnson	1	6	6.0	6	0
K. Martin	1	6	6.0	6	0
Garoppolo	5	-5	-1.0	-1	0
Patriots	383	1404	3.7	38	14
Opponents	397	1580	4.0	48	8

RECEIVING	NO	YDS	AVG	LG	TD
Gronkowski	72	1176	16.3	76	11
Amendola	65	648	10.0	41	3
Edelman	61	692	11.3	59	7
White	40	410	10.3	68	4
LaFell	37	515	13.9	54	0
Lewis	36	388	10.8	40	2
K. Martin	24	269	11.2	39	2
Chandler	23	259	11.3	30	4
Bolden	19	180	9.5	63	2
Doobson	13	141	10.8	24	0
Blount	6	43	7.2	14	1
M. Williams	3	26	8.7	15	0
Brady	1	36	36.0	36	0
S. Jackson	1	20	20.0	20	0
Harper	1	6	6.0	6	0
Cadet	1	2	2.0	2	0
Cleveland	1	1	1.0	1	0
Patriots	404	4812	11.9	76	36
Opponents	361	4209	11.7	87	24

INTERCEPTIONS	NO	YDS	AVG	LG	TD
Ryan	4	39	9.8	25	0
Harmon	3	50	16.7	30	0
Butler	2	9	4.5	9	0
Collins	1	51	51.0	51	0
McCurry	1	27	27.0	27	0
Cha. Jones	1	0	0.0	0	0
Patriots	12	176	14.7	51	0
Opponents	7	181	25.9	99	2

PUNTING	NO	YDS	AVG	NET	TB	IN20	LG	BLK
Allen	73	3358	46.0	39.9	3	31	67	1
Patriots	74	3358	46.0	39.9	3	31	67	1
Opponents	86	4043	47.0	39.9	7	20	70	0

PUNT RETURNS	NO	FC	YDS	AVG	LG	TD
Amendola	23	12	276	12.0	82	0
Edelman	10	1	81	8.1	19	0
K. Martin	8	3	92	11.5	21	0
Harper	3	2	17	5.7	10	0
D. Johnson	2	0	3	1.5	3	0
Chung	1	0	4	4.0	4	0
Patriots	47	18	473	10.1	82	0
Opponents	39	14	347	8.9	83	1

KICK RETURNS	NO	YDS	AVG	LG	TD
K. Martin	10	257	25.7	75	0
Amendola	8	172	21.5	29	0
M. Williams	3	18	6.0	10	0
McCurry	2	0	0.0	0	0
Chung	1	17	17.0	17	0
Gronkowski	1	5	5.0	5	0
Patriots	25	469	18.8	75	0
Opponents	29	526	18.1	50	0

SACKS: Cha. Jones 12.5, Sheard 8.0, Ninkovich 6.5, Collins 5.5, Hightower 3.5, M. Brown 3.0, Hicks 3.0, Easley 2.0, Branch 1.0, Freemy 1.0, Grissom 1.0, Mayo 1.0, McCurdy 1.0; Patriots 49.0, Opponents 38.0.

FIELD GOALS	1-19	20-29	30-39	40-49	50+
Gostkowski	0/0	6/6	11/11	12/14	4/5
Patriots	0/0	6/6	11/11	12/14	4/5
Opponents	1/1	6/6	7/7	5/10	4/5

Gostkowski: () (466,216,506,256) (466,206,466) (496,576,346) (406,356) (386,466,246) (526,366) (216,216) (316,546) (356,546,356) (476) () (436,496) (436,486,386,426,326) (356,446) (346,466).

OPONENTS: (44N,46N,44G,24G) () (406) (516,236) () (206,306,556) (63N) (236) (376,386,536,296) (526,48N,336) (47N,216) () (376,456) (496) (306,496) (386,46N,196).

STARTERS:

OFFENSE: WR Julian Edelman (9), Keshawn Martin (6) Aaron Dobson (1); LT Sebastian Vollmer (8), Nate Solder (4), Marcus Cannon (2), Cameron Fleming (2); LG Shaq Mason (10), Josh Kline (6); C David Andrews (1), Bryan Stork (5); RG TE Jackson (9), Josh Kline (7); RT Marcus Cannon (6), Sebastian Vollmer (5) Cameron Fleming (4), Bryan Stork (1); TE Rob Gronkowski (15), Michael Williams (1); WR Danny Amendola (7), Brandon LaFell (6), Keshawn Martin (2); QB Tom Brady (16), RB LeGarrette Blount (6), Dion Lewis (6), Brandon Bolden (2), Steven Jackson (1), James White (1), 2nd TE Michael Williams (7), Scott Chandler (4), Asante Cleveland (1), Cameron Fleming (1); 3rd WR Aaron Dobson (2), Brandon LaFell (1); 3rd TE Michael Williams (1).

DEFENSE: LE Rob Ninkovich (16); DT Alan Branch (15), Dominique Easley (1); DT Malcolm Brown (12), Sealever Siliga (4); RE Chandler Jones 15, Jabaal Sheard 1; LB Jamie Collins (12), Dont'a Hightower (12), Jerod Mayo (8), Jonathan Freemy (7), Jonathan Bostic (1); DB Duron Harmon (3), Leonard Johnson (3), Justin Coleman (2), Jordan Richards (1); LCB Malcolm Butler (16); RCB Logan Ryan (14), Tarell Brown (2); S Devin McCurdy (14), Patrick Ching (14), Duron Harmon (2), Jordan Richards (1).

2015 Coaching Staff: Josh Boyer, Cornerbacks; Moses Cabrera, Assistant Strength and Conditioning; Brian Daboll, Tight Ends; Brendan Daly, Defensive Line; Dave DeGuglielmo, Offensive Line, Ivan Fears, Running Backs; Brian Flores, Safeties; Patrick Graham, Linebackers; Joe Judge, Special Teams; Josh McDaniels, Offensive Coordinator/Quarterbacks; Harold Nash, Head Strength and Conditioning; Chad O'Shea, Wide Receivers; Matt Patricia, Defensive Coordinator; Ray Ventrone, Asst. Special Teams.

Pro Bowl (7): Tom Brady (11), Malcolm Butler (1), Jamie Collins (1), Stephen Gostkowski (4), Rob Gronkowski (4), Chandler Jones (1), ST Matthew Slater (5).

PASSING	ATT	CMP	YARDS	CMP%	YDS/ATT	TD	TD%	INT	INT%	LG	SK/YDS	RATING
Brady	624	402	4770	64.4	7.64	36	5.8	7	1.1	76t	38/225	102.2
Garoppolo	4	1	6	25.0	1.50	0	0.0	0	0.0	6	0/0	39.6
Amendola	1	1	36	100.0	36.00	0	0.0	0	0.0	36	0/0	118.8
Patriots	629	404	4812	64.2	7.65	36	5.7	7	1.1	76t	38/225	101.9
Opponents	596	361	4209	60.6	7.06	24	4.0	12	2.0	87t	49/359	87.0

2016 FINAL STATISTICS (14-2)

HEAD COACH: BILL BELICHIK • AFC EAST DIVISION CHAMPIONS • HOME STADIUM: GILLETTE STADIUM

Date	W/L	Score	Opp.	Att.
9/11	W	23-21	at Arizona	64,864
9/18	W	31-24	Miami	66,829
9/22	W	27-0	Houston	66,829
10/02	L	0-16	Buffalo	66,829
10/09	W	33-13	at Cleveland	61,431
10/16	W	35-17	Cincinnati	66,829
10/23	W	27-16	at Pittsburgh	66,009
10/30	W	41-25	at Buffalo	70,442
11/06			BYE WEEK	
11/13	L	24-31	Seattle	66,829
11/20	W	30-17	at San Francisco	70,178
11/27	W	22-17	at N.Y. Jets	78,160
12/04	W	26-10	Los Angeles	66,829
12/12	W	30-23	Baltimore	66,829
12/18	W	16-3	at Denver	76,893
12/24	W	41-3	N.Y. Jets	66,829
01/01	W	35-14	at Miami	66,163

AFC PLAYOFFS

01/14	W	34-16	Houston	66,829
01/22	W	36-17	Pittsburgh	66,829

SUPER BOWL LI (at Houston, Texas)

2/05	W	34-28	Atlanta OT	70,807
------	---	-------	------------	--------

TEAM STATISTICS

	PATS	OPP
TOTAL FIRST DOWNS	351	294
Rushing	109	81
Passing	203	190
Penalty	39	23
3rd Down: Made/Att	104/227	76/206
3rd Down Pct.	45.8	36.9
4th Down: Made/Att	8/12	7/18
4th Down Pct.	66.7	38.9
POSSESSION AVG.	31:13	28:47
TOTAL NET YARDS	6180	5223
Avg. Per Game	386.3	326.4
Total Plays	1056	998
Avg. Per Play	5.9	5.2
NET YARDS RUSHING	1872	1417
Avg. Per Game	117.0	88.6
Total Rushes	482	368
NET YARDS PASSING	4308	3806
Avg. Per Game	269.3	237.9
Sacked/Yards Lost	24/48	34/227
Gross Yards	4456	4033
Attempts/Completions	550/368	596/368
Completion Pct.	66.9	61.7
Had Intercepted	2	13
PUNTS/AVERAGE	72/44.7	80/45.5
NET PUNTING AVG.	72/41.4	80/41.1
FUMBLES/YARDS	93/819	113/930
TOUCHDOWNS	51	27
Rushing	19	6
Passing	32	21
Returns	0	0

SCORE BY PERIODS

	1	2	3	4	OT	TOTAL
Patriots	130	112	106	93	0	441
Opponents	32	77	61	80	0	250

SCORING

	TD	Ru	Pa	Rt	PAT	FG	S	TP
Gostkowski	0	0	0	46/49	27/32	0	127	
Blount	18	0	0	0/0	0/0	0	108	
Bennett	7	0	0	0/0	0/0	0	42	
White	5	0	0	0/0	0/0	0	30	
Amendola	4	0	0	0/0	0/0	0	24	
Hogan	4	0	0	0/0	0/0	0	24	
Mitchell	4	0	0	0/0	0/0	0	24	
Edelman	3	0	0	0/0	0/0	0	20	
Gronkowski	3	0	0	0/0	0/0	0	18	
Brissett	1	1	0	0/0	0/0	0	6	
Floyd	1	0	0	0/0	0/0	0	6	
Lengel	1	0	0	0/0	0/0	0	6	
Brown	0	0	0	0/0	0/0	1	2	
Hightower	0	0	0	0/0	0/0	1	2	
Patriots	51	19	32	0	46/49	27/32	2	441
Opponents	27	6	21	0	23/24	21/29	0	250

2-Pt. Conversions: Edelman, Team: 1-2, Opponents: 1-3.

	NO	YDS	AVG	LG	TD
RUSHING					
Blount	299	1161	3.9	44	18
Lewis	64	283	4.4	15	0
White	39	166	4.3	16	0
Brissett	16	83	5.2	27	1
Brady	28	64	2.3	15	0
Edelman	12	57	4.8	9	0
Foster	7	24	3.4	7	0
Bennett	2	10	5.0	6	0
Hogan	3	9	3.0	6	0
Garoppolo	10	6	0.6	10	0
Slater	1	5	5.0	5	0
Hogan	1	4	4.0	4	0
Bolden	1	4	4.0	4	0
Patriots	482	1872	3.9	44	19
Opponents	368	1417	3.9	45	6

	NO	YDS	AVG	LG	TD
RECEIVING					
Edelman	98	1106	11.3	77	3
White	60	551	9.2	61	5
Bennett	55	701	12.7	58	7
Hogan	38	680	17.9	79	4
Mitchell	32	401	12.5	56	4
Gronkowski	25	540	21.6	53	3
Amendola	23	243	10.6	32	4
Lewis	17	94	5.5	16	0
Blount	7	38	5.4	16	0
Floyd	4	42	10.5	14	1
Develin	3	18	6.0	13	0
Lengel	2	22	11.0	18	1
Bolden	2	15	7.5	13	0
Garoppolo	1	3	3.0	3	0
Foster	1	2	2.0	2	0
Patriots	368	4456	12.1	79	32
Opponents	368	4033	11.0	66	21

	NO	YDS	AVG	LG	TD
INTERCEPTIONS					
Butler	4	28	7.0	21	0
Ryan	2	44	22.0	46	0
Collins	2	31	15.5	18	0
Chung	1	4	4.0	4	0
Harmon	1	0	0.0	0	0
McCourtay	1	0	0.0	0	0
Rowe	1	0	0.0	0	0
Van Noy	1	0	0.0	0	0
Patriots	13	107	8.2	46	0
Opponents	2	16	8.0	14	0

	NO	YDS	AVG	NET	TB	IN20	LG	BLK
PUNTING								
Allen	72	3217	44.7	41.4	5	23	57	0
Patriots	72	3217	44.7	41.4	5	23	57	0
Opponents	80	3639	45.5	41.1	2	27	76	0

	NO	FC	YDS	AVG	LG	TD
PUNT RETURNS						
Amendola	18	7	121	6.7	30	0
Edelman	15	7	135	9.0	23	0
C. Jones	11	3	46	4.2	13	0
Chung	1	1	7	7.0	7	0
Patriots	45	18	309	6.9	30	0
Opponents	27	19	134	5.0	18	0

	NO	YDS	AVG	LG	TD
KICK RETURNS					
C. Jones	8	180	22.5	43	0
Amendola	5	129	25.8	73	0
Develin	3	35	11.7	15	0
Edelman	3	44	14.7	19	0
Slater	3	52	17.3	19	0
Lewis	2	35	17.5	23	0
McCourtay	2	9	4.5	9	0
White	2	28	14.0	18	0
Foster	1	30	30.0	30	0
Patriots	29	542	18.7	73	0
Opponents	40	771	19.3	35	0

SACKS: Flowers 7.0, Sheard 5.0, Long 4.0, Minkovich 4.0, Brown 3.0, Hightower 2.5, Branch 1.5, Butler 1.0, Chung 1.0, Collins 1.0, McClellin 1.0, Ryan 1.0, Valentine 1.0, Van Noy 1.0; Patriots 34.0, Opponents 24.0.

	1-19	20-29	30-39	40-49	50+
FIELD GOALS					
Gostkowski	0/0	9/9	7/9	9/10	2/4
Patriots	0/0	9/9	7/9	9/10	2/4
Opponents	0/0	6/6	7/9	6/10	2/4

Gostkowski: (476,536326) (346,39N) (246,256) (48N) (50N,31G) (466,316) () (516,326) (306), (386), (286, 39N,296,41G) (286,486,456,456G) () (456,406,216) (296,226) (406,266,52N).

OPONENTS: (47N) (27G) () (346,436,47N,44G) () (25G) (42N,326,466,446,54N) (236,49N) (276,316,416, 236) (336) (516,54B) (44G) (348,506,386,376) (336) (34N,296G) ().

STARTERS:

WR: WR Chris Hogan (14), Malcolm Mitchell (2); LT Nate Solder (15), Cameron Fleming (1); LG Joe Thuney (16); C David Andrews (16); RG Shaq Mason (15), Ted Karras (1); RT Marcus Cannon (15), Cameron Fleming (1); TE Martellus Bennett (9), Rob Gronkowski (6); 2nd WR Julian Edelman (13), Malcolm Mitchell (2); QB Tom Brady (12), Jacoby Brissett (2), Jimmy Garoppolo (2); RB LeGarrette Blount (8), Dion Lewis (4), James White (4); 2nd TE Martellus Bennett (3), Cameron Fleming (3) FB James Develin (4); 3rd WR Danny Amendola (4), Malcolm Mitchell (2), Michael Floyd (1); 2nd RB Dion Lewis (1).

DEFENSE:

LE Chris Long (7), Alan Branch (8), Trey Flowers (1); DT Alan Branch (8), Malcolm Brown (5), Vincent Valentine (2), Woodrow Hamilton (1); DT Malcolm Brown (7), Anthony Johnson (1); RE Jabaal Sheard (8), Trey Flowers (7), Malcolm Brown (1); LB Dont'a Hightower (13), Rob Ninkovich (11), Jamie Collins (6), Shea McClellin (4), Elandon Roberts (5), Jonathan Freeny (4), Kyle Van Noy (2); DB Duron Harmon (4), Eric Rowe (4), Justin Coleman (1), Cyrus Jones (1), Jonathan Jones (1); LCB Malcolm Butler (16); RCB Logan Ryan (13), Eric Rowe (3); S Patrick Chung (16), Devin McCourtay (16).

2014: Coaching Staff:

Steve Belichick, Safeties; Josh Boyer, Cornerbacks; Moses Cabrera, Head Strength and Conditioning; Brian Daboll, Tight Ends; Brendan Daly, Defensive Line; Ivan Fears, Running Backs; Brian Flores, Linebackers; James Hardy, Assistant Strength and Conditioning; Joe Judge, Special Teams; Josh McDaniels, Offensive Coordinator/Quarterbacks; Chad O'Shea, Wide Receivers; Matt Patricia, Defensive Coordinator; Dante Scarnecchia, Offensive Line; Jerry Shupliniski, Assistant Quarterbacks; Ray Ventrone, Asst. Special Teams.

Pro Bowl (4):

Tom Brady (12), Dont'a Hightower (1), Devin McCourtay (3), ST Matthew Slater (6).

RESULTS

2017 FINAL STATISTICS (12-4)

HEAD COACH: BILL BELICHICK • AFC EAST DIVISION CHAMPIONS • HOME STADIUM: Gillette Stadium

Date	W/L	Score	Opp.	Att.
09/07	L	27-42	Kansas City	65,878
09/17	W	36-20	at New Orleans	73,168
09/24	W	36-33	Houston	65,878
10/01	L	30-33	Carolina	65,878
10/05	W	19-14	at Tampa Bay	64,476
10/15	W	24-17	at N.Y. Jets	77,562
10/22	W	23-7	Atlanta	65,878
10/29	W	21-13	L.A. Chargers	65,878
11/05			BYE WEEK	
11/12	W	41-16	at Denver	76,820
11/19	W	33-8	at Oakland*	77,357
11/26	W	35-17	Miami	65,878
12/03	W	23-3	at Buffalo	68,499
12/11	L	20-27	at Miami	65,548
12/17	W	27-24	at Pittsburgh	68,574
12/24	W	37-16	Buffalo	65,878
12/31	W	26-6	N.Y. Jets	65,878

*Mexico City

AFC PLAYOFFS				
01/13	W	35-14	Tennessee	65,878
01/21	W	24-20	Jacksonville	65,878
SUPER BOWL LII (at Minneapolis, Minn.)				
02/04	L	33-41	Philadelphia	67,612

TEAM STATISTICS		PATS	OPP
TOTAL FIRST DOWNS		389	325
Rushing		107	98
Passing		232	204
Penalty		50	23
3rd Down: Made/Att		82/202	82/208
3rd Down Pct.		40.6	39.4
4th Down: Made/Att		8/13	10/23
4th Down Pct.		61.5	43.5

POSSESSION AVG.		30:37	29:23
TOTAL NET YARDS		6307	5856
Avg. Per Game		394.2	366.0
Total Plays		1070	1022
Avg. Per Play		5.9	5.7

NET YARDS RUSHING		1889	1836
Avg. Per Game		118.1	114.8
Total Rushes		448	390

NET YARDS PASSING		4418	4020
Avg. Per Game		276.1	251.3
Sacked/Yards Lost		35/201	42/299
Gross Yards		4619	4319
Attempts/Completions		587/389	590/367
Completion Pct.		66.3	62.2
Had Intercepted		8	12

PUNTS/AVERAGE		58/43.4	67/44.9
NET PUNTING AVG.		58/40.5	67/39.8
PENALTIES/YARDS		95/835	111/1035

FUMBLES/BALL LOST TOUCHDOWNS		13/4	19/6
Rushing		16	6
Passing		32	24
Returns		1	3

SCORE BY PERIODS					
	1	2	3	4	OT TOTAL
Patriots	92	179	96	91	0 458
Opponents	62	198	51	85	0 296

SCORING		TD	Ru	Pa	Rt	PAT	FG	S	TP
Gostkowski	0	0	0	0	45/47	37/40	0	156	
D. Lewis	10	6	3	1	0/0	0/0	0	60	
Gronkowski	8	0	8	0	0/0	0/0	0	50	
Burkhead	8	5	3	0	0/0	0/0	0	48	
Cooks	7	0	7	0	0/0	0/0	0	44	
Gillislee	5	5	0	0	0/0	0/0	0	30	
Hogan	5	0	5	0	0/0	0/0	0	30	
White	3	0	3	0	0/0	0/0	0	18	
Amendola	2	0	2	0	0/0	0/0	0	12	
D. Allen	1	0	1	0	0/0	0/0	0	6	
B. King	0	0	0	0	0/0	0/0	1	2	
Lee	0	0	0	0	0/0	0/0	1	2	
Patriots	49	16	32	1	45/47	37/40	2	458	
Opponents	33	6	24	3	30/31	22/31	0	296	

2-Pt. Conversions: Cooks, Gronkowski, TM 2-2, Opponents 1-2.

PASSING		ATT	CMP	YARDS	CMP%	YDS/ATT	TD	TD%	INT	INT%	LG	SK/YDS	RATING
Brady	581	385	4577	66.3	7.88	32	5.5	8	1.4	64t	35/201	102.8	
Hoyer	6	4	42	66.7	7.00	0	0.0	0	0.0	27	0/0	86.8	
Patriots	587	389	4619	66.3	7.87	32	5.5	8	1.4	64t	35/201	102.6	
Opponents	590	367	4319	62.2	7.32	24	4.1	12	2.0	78t	42/299	89.5	

RUSHING		NO	YDS	AVG	LG	TD
D. Lewis	180	896	5.0	44	6	
Gillislee	104	383	3.7	16	5	
Burkhead	64	264	4.1	31	5	
White	43	171	4.0	10	0	
Bolden	13	67	5.2	20	0	
Cooks	9	40	4.4	13	0	
Brady	25	28	1.1	7	0	
Hogan	3	17	5.7	13	0	
Ebner	1	14	14.0	14	0	
Dorsett	1	7	7.0	7	0	
J. Hollister	1	5	5.0	5	0	
Hoyer	4	-3	-0.8	0	0	
Patriots	448	1889	4.2	44	16	
Opponents	390	1836	4.7	87t	6	

RECEIVING		NO	YDS	AVG	LG	TD
Gronkowski	69	1084	15.7	53t	8	
Cooks	65	1082	16.6	64t	7	
Amendola	61	659	10.8	27	2	
White	56	429	7.7	27	3	
Hogan	34	439	12.9	47t	5	
D. Lewis	32	214	6.7	20	3	
Burkhead	30	254	8.5	23	3	
Dorsett	12	194	16.2	39	0	
D. Allen	10	86	8.6	22	1	
Bennett	6	53	8.8	27	0	
Develin	6	38	6.3	10	0	
Britt	2	23	11.5	16	0	
J. Hollister	4	42	10.5	19	0	
Gillislee	1	15	15.0	15	0	
Bolden	1	7	7.0	7	0	
Patriots	389	4619	11.9	64t	32	
Opponents	367	4319	11.8	78t	24	

INTERCEPTIONS		NO	YDS	AVG	LG	TD
Harmon	4	12	3.0	12	0	
Gilmore	2	59	29.5	39	0	
M. Butler	2	-1	-0.5	1	0	
Chung	1	30	30.0	30	0	
Lee	1	8	8.0	8	0	
J. Jones	1	6	6.0	6	0	
McCourty	1	0	0.0	0	0	
Patriots	12	114	9.5	39	0	
Opponents	8	63	7.9	29	1	

PUNTING		NO	YDS	AVG	NET	TB	INZO	LG	BLK
Allen	58	2515	43.4	40.5	3	24	60	0	0
Patriots	58	2515	43.4	40.5	3	24	60	0	0
Opponents	67	3008	44.9	39.8	4	23	68	1	1

PUNT RETURNS		NO	FC	YDS	AVG	LG	TD
Amendola	27	18	231	8.6	40	0	
Reedy	4	0	32	8.0	13	0	
Chung	1	3	0	0.0	0	0	
Patriots	32	21	263	8.2	40	0	
Opponents	23	14	105	4.6	16	0	

KICK RETURNS		NO	YDS	AVG	LG	TD
D. Lewis	23	570	24.8	103t	1	
McCourty	2	15	7.5	12	0	
Amendola	1	16	16.0	16	0	
Burkhead	1	17	17.0	17	0	
Chung	1	4	4.0	4	0	
Patriots	28	622	22.2	103t	1	
Opponents	58	1095	18.9	34	0	

SACKS: T. Flowers 6.5, Van Noy 5.5, Wise 5.0, M. Flowers 3.5, Lee 3.5, Brown 2.5, A. Butler 2.0, Harrison 2.0, Hightower 2.0, Roberts 2.0, Harris 1.5, M. Butler 1.0, Guy 1.0, J. Jones 1.0, Marsh 1.0, McCourty 1.0 (group) 1.0; Patriots 42.0, Opponents 35.0.

FIELD GOALS		1-19	20-29	30-39	40-49	50+
Gostkowski	0/0	16/16	9/9	8/11	4/4	
Patriots	0/0	16/16	9/9	8/11	4/4	
Opponents	0/0	3/3	11/14	7/10	1/4	

Gostkowski: (256,326) (286,246,276) () (416,356,586) (256,236,456,486) (47N,28G) (296,216,386) (256,366,436,436,266) (256,286) (626,516,406,296) () (506,316,396) (466,336) (326,466) (216,406,346) (216).

OPPENONS: () (466,356,49N) (396,406,316,366) (326,486) (56N,49N,31N) (28G) (378,36N) (518) (396,336,366) () (28G) (49G) (306,44G) (51G) (416,236,306,50N) (48G,40N,35G).

STARTERS:
OFFENSE: WR Brandin Cooks (15), Chris Hogan (1); LT Nate Solder (15), Cam Fleming (1); LG Joe Thuney (16); C David Andrews (14), Ted Karras (2), RG Shaq Mason (16); RT Marcus Cannon (7), Cam Fleming (5), LaDrian Waddle (4); TE Rob Gronkowski (14), Dwayne Allen (2); 2nd WR Chris Hogan (6), Danny Amendola (6), Phillip Dorsett (2); QB Tom Brady (16); RB Dion Lewis (8) James White (4), Rex Burkhead (2), Mike Gillislee (2); 2nd TE Dwayne Allen (6), Jacob Hollister (1), Nate Solder (1); 3rd WR Danny Amendola (2); FB James Develin (7); 2nd RB Rex Burkhead (1).

DEFENSE: LE Lawrence Guy (10), Trey Flowers (3), Eric Lee (3); DT Alan Branch (5), Lawrence Guy (5), Adam Butler (3), Deatrich Wise Jr. (2), Ricky Jean Francois (1); DT Malcolm Brown (12), Trey Flowers (2), Alan Branch (1), Adam Butler (1); RE Trey Flowers (9), Adam Butler (2), Dont'a Hightower (1), Deatrich Wise Jr. (1); LB Elandon Roberts(14), Kyle Van Noy (12), Dont'a Hightower (4), David Harris (6), Marquis Flowers (2), Eric Lee (2), Cassius Marsh (1), Trevor Reilly (1); DB Jonathan Jones (4), Duron Harmon (2), Eric Rowe (2), Jordan Richards (1); LCB Malcolm Butler (15), Eric Rowe (1); RCB Stephon Gilmore (13), Johnson Bademosi (3); S Devin McCourty (16), Patrick Chung (11), Jordan Richards (4), Duron Harmon (1).

2015 Coaching Staff: Steve Belichick, Safeties; Josh Boyer, Cornerbacks; Moses Cabrera, Head Strength and Conditioning; Nick Casey, Tight Ends; Brendan Daly, Defensive Line; Ivan Flores, Running Backs; Brian Flores, Linebackers; James Hardy, Assistant Strength and Conditioning; Joe Judge, Special Teams; Josh McDaniels, Offensive Coordinator/Quarterbacks; Chad O'Shea, Wide Receivers; Matt Patricia, Defensive Coordinator; Dante Scarnecchia, Offensive Line; Jerry Shuplinsky, Assistant Quarterbacks; Ray Ventrone, Assistant Special Teams.

Pro Bowl (6): Tom Brady (13), James Develin (1), Rob Gronkowski (5), Devin McCourty (4), ST Matthew Slater (7), Nate Solder (1).

2018 FINAL STATISTICS (11-5)

HEAD COACH: BILL BELICHICK • AFC EAST DIVISION CHAMPIONS • HOME STADIUM: Gillette Stadium

Date	W/L	Score	Opp.	Att.	RUSHING	NO	YDS	AVG	LG	TD
09/09	W	27-20	Houston	65,878	Michel	209	931	4.5	34t	6
09/16	L	20-31	at Jacksonville	68,527	White	94	425	4.5	27t	5
09/23	L	10-26	at Detroit	61,769	C. Patterson	42	228	5.4	27	1
09/30	W	38-7	Miami	65,878	Burkhead	57	186	3.3	12	0
10/04	W	38-24	Indianapolis	65,878	Edelman	9	107	11.9	20	0
10/14	W	43-40	Kansas City	65,878	Burke	19	71	3.7	11	0
10/21	W	38-31	at Chicago	62,389	Brady	23	35	1.5	10	2
10/29	W	25-6	at Buffalo	70,109	Dorsett	4	29	7.3	17	0
11/04	W	31-17	Green Bay	65,878	Hill	4	25	6.3	11	0
11/11	L	10-34	Tennessee	69,363	Develin	6	8	1.3	2t	4
11/18					Hoyer	11	-8	-7	2	0
11/25	W	27-13	at N.Y. Jets	77,982	Patriots	478	2037	4.3	34t	18
12/02	W	24-10	Minnesota	65,878	Opponents	367	1803	4.9	54t	7
12/09	L	33-34	at Miami	66,087						
12/16	L	10-17	at Pittsburgh	65,280						
12/23	W	24-12	Buffalo	65,878						
12/30	W	38-3	N.Y. Jets	65,878						

AF C PLAYOFFS

01/13	W	41-28	L.A. Chargers	65,878
01/20	W	37-31	at Kansas City OT	77,034

SUPER BOWL LIII (at Atlanta, Ga.)

02/03	W	13-3	L.A. Rams	70,081
-------	---	------	-----------	--------

TEAM STATISTICS	PATS	OPP
Total First Downs	365	322
Rushing	131	93
Passing	206	208
Penalty	28	21
3rd Down: Made/Att	82/201	76/197
3rd Down Pct.	40.8	38.6
4th Down: Made/Att	7/14	6/16
4th Down Pct.	50.0	37.5
Possession Avg.	31:05	28:55
Total Net Yards	6295	5746
Avg. Per Game	393.4	359.1
Total Plays	1073	1002
Avg. Per Play	5.9	5.7
Net Yards Rushing	2037	1803
Avg. Per Game	127.3	112.7
Total Rushes	478	367
Net Yards Passing	4528	3943
Avg. Per Game	266.1	246.4
Sacked/Yards Lost	21/47	30/238
Gross Yards	4405	4181
Attempts/Completions	574/378	605/370
Completion Pct.	65.9	61.2
Had Intercepted	11	18
Punts/Average	64/45.1	71/40.8
Net Punting Avg.	64/39.5	71/37.2
Penalties/Yards	93/744	91/838
Fumbles/Ball Lost	11/7	20/10
Touchdowns	51	36
Rushing	18	7
Passing	29	29
Returns	4	0

SCORE BY PERIODS	1	2	3	4	OT	TOTAL
Patriots	88	157	74	117	0	436
Opponents	80	81	80	84	0	325

SCORING	TD	RU	PA	RT	PAT	FG	S	TP
Gostkowski	0	0	0	0	0	49/50	27/32	0
White	12	5	7	0	0/0	0/0	0	72
Edelman	6	6	0	0	0/0	0/0	0	36
Michel	6	6	0	0	0/0	0/0	0	36
C. Patterson	5	1	3	1	0/0	0/0	0	30
Develin	4	4	0	0	0/0	0/0	0	24
Dorsett	3	0	3	0	0/0	0/0	0	18
Gordon	3	0	3	0	0/0	0/0	0	18
Gronkowski	3	0	3	0	0/0	0/0	0	18
Hogan	3	0	3	0	0/0	0/0	0	18
Brady	2	0	2	0	0/0	0/0	0	12
Van Noy	2	0	2	0	0/0	0/0	0	12
Burkhead	1	0	1	0	0/0	0/0	0	6
D. McCourty	1	0	1	0	0/0	0/0	0	6
Patriots	51	18	29	4	49/50	27/32	0	436
Opponents	36	7	29	0	34/34	25/29	0	325

2-Pt. Conversions: TM 0-1, Opponents 0-1.

RUSHING	NO	YDS	AVG	LG	TD
White	87	751	8.6	42	7
Edelman	74	850	11.5	36	6
Gronkowski	47	682	14.5	42	3
Gordon	40	720	18.0	55t	3
Hogan	35	532	15.2	63t	3
Dorsett	32	290	9.1	20	3
C. Patterson	21	247	11.8	55t	3
Burkhead	14	131	9.4	25	1
Develin	12	61	5.1	11	0
J. Hollister	4	52	13.0	23	0
D. Allen	3	27	9.0	21	0
Hill	1	6	6.0	6	0
Brady	1	6	6.0	6	0
Patriots	378	4405	11.7	63t	29
Opponents	370	4181	11.3	75t	29

INTERCEPTIONS	NO	YDS	AVG	LG	TD
Harmon	4	0	0.0	0	0
J. Jones	3	34	11.3	28	0
Jackson	3	9	3.0	9	0
Gilmore	2	0	0.0	0	0
D. McCourty	1	84	84.0	84t	1
Hightower	1	27	27.0	27	0
Chung	1	2	2.0	2	0
Bentley	1	0	0.0	0	0
J. McCourty	1	0	0.0	0	0
Van Noy	1	0	0.0	0	0
Patriots	18	156	8.7	84t	1
Opponents	11	67	6.1	19	0

PUNTING	NO	YDS	AVG	NET	TB	IN	LG	BLK
R. Allen	64	2885	45.1	39.5	5	21	66	0
Patriots	64	2885	45.1	39.5	5	21	66	0
Opponents	71	2899	40.8	37.2	3	19	57	2

PUNT RETURNS	NO	FC	YDS	AVG	LG	TD
Edelman	20	11	154	7.7	25	0
C. Jones	5	1	45	9.0	24	0
McCarroll	1	3	0	0.0	0	0
Patriots	26	15	199	7.7	25	0
Opponents	25	8	255	10.2	33	0

KICK RETURNS	NO	YDS	AVG	LG	TD
C. Patterson	23	663	28.8	95t	1
Michel	4	77	19.3	26	0
Develin	1	15	15.0	15	0
Patriots	28	755	27.9	95t	1
Opponents	42	1034	24.6	97	0

SACKS: T. Flowers 7.5, Wise 4.5, Van Noy 3.5, Butler 3.0, Clayborn 2.5, Simon 2.0, J. Jones 1.5, Gilmore 1.0, Guy 1.0, Hightower 1.0, Rivers 1.0, Roberts 1.0, Chung 0.5
Patriots 30.0, Opponents 21.0

FIELD GOALS	1-19	20-29	30-39	40-49	50+
Gostkowski	0/0	11/11	10/10	4/6	2/5
Patriots	0/0	11/11	10/10	4/6	2/5
Opponents	0/0	4/4	10/12	8/10	3/3

GOSTKOWSKI: (396,356) (54N,296,466) (366) (206) (456) (486,246,396,506,286) (296) (256,406,386,50N,256) (286) (526,52N) (346,326) (206,48N) (42N,326,226) (336) (246) (386).

OPPONENTS: (426,366) (286) (386,256,326,306) () (38N,546) (426,436,246,306) (466) () (476,516) (296) (336,316) (556,386) (48N,396) () (32N,486) (43N,356,416) (406)

STARTERS:
Offense: WR Josh Gordon (11), Chris Hogan (3), Cordarrelle Patterson (1), Phillip Dorsett (1); LT Trent Brown (16); LG Joe Thuney (16); C David Andrews (16); RG Shaq Mason (14), Ted Karras (2); RT Marcus Cannon (13), LaAdrian Waddle (3); TE Rob Gronkowski (11), Dwayne Allen (5); 2nd WR Julian Edelman (12), Phillip Dorsett (1); QB Tom Brady (16); RB Sony Michel (8), Rex Burkhead (4); James White (3), Cordarrelle Patterson (1); 2nd TE Dwayne Allen (2); FB Jason Develin (9); 3rd WR Chris Hogan (4), Cordarrelle Patterson (3); 3rd TE Jacob Hollister (1).

Defense: LE Trey Flowers (15), Ja'Whuan Bentley (1); DT Lawrence Guy (15), Deatrich Wise Jr. (1); DT Malcolm Brown (14), Danny Shelton (1), Deatrich Wise Jr. (1); RE Keionta Davis (3), Deatrich Wise Jr. (3), Adrian Clayborn (1), John Simon (1); LB Dont'a Hightower (13), Ja'Whuan Bentley (2), Elandon Roberts (1); LB Kyle Van Noy (8), Dont'a Hightower (1), Elandon Roberts (6), Dont'a Hightower (2); LB Kyle Van Noy (8), Elandon Roberts (3); LB Elandon Roberts (1), John Simon (1); DB Jonathan Jones (5), Duron Harmon (4), J.C. Jackson (3); LCB Jason McCourty (12), J.C. Jackson (2), Eric Rowe (2); RCB Stephon Gilmore (16); S Patrick Chung (14), Duron Harmon (2); S Devin McCourty (16).

2018 Coaching Staff: Cameron Achord, Assistant Special Teams; Steve Belichick, Safeties; Josh Boyer, Cornerbacks; Moses Cabrera, Head Strength and Conditioning; Nick Caley, Tight Ends; Brendan Daly, Defensive Line; Ivan Fears, Running Backs; Brian Flores, Linebackers; Joe Judge, Special Teams; Derion Mayo, Assistant Strength and Conditioning; Josh McDaniels, Offensive Coordinator/Quarterbacks; Chad O'Shea, Wide Receivers; Dante Scarnecchia, Offensive Line; Jerry Schuplin, Assistant Quarterbacks.

Pro Bowl (2): Tom Brady (14), Stephon Gilmore (2).

PASSING	ATT	CMP	YARDS	CMP%	YDS/ATT	TD	TD%	INT	LG	SK/YDS	RATING	
Brady	570	375	4355	65.8	7.64	29	5.1	11	19	63t	21/147	91.7
Edelman	2	2	43	100.0	21.50	0	0.0	0	0	37	0/0	118.8
Hoyer	2	1	7	50.0	3.50	0	0.0	0	0	7	0/0	58.3
Patriots	574	378	4405	65.9	7.67	29	5.1	11	19	63t	21/147	91.7
Opponents	605	370	4181	61.2	6.91	29	4.8	18	3.0	75t	30/238	85.4

OFFENSIVE AND DEFENSIVE RANKINGS

YEAR	OFFENSE			DEFENSE		
	TOTAL	RUSH	PASS	TOTAL	RUSH	PASS
2018	393.4 (5)	127.3 (5)	266.1 (8)	359.1 (21)	112.7 (11)	246.4 (22)
2017	394.2 (1)	118.1 (10)	276.1 (2)	366.1 (29)	114.8 (20)	251.3 (30)
2016	386.3 (4)	117.0 (7)	269.3 (4)	326.4 (8)	88.6 (31)	237.9 (12)
2015	374.4 (6)	87.8 (30)	286.7 (5)	339.4 (9)	98.8 (9)	240.7 (17)
2014	365.5 (11)	107.9 (18)	257.6 (9)	344.1(13)	104.3 (9)	239.8 (17)
2013	384.5 (7)	129.1 (9)	255.4 (10)	373.1 (26)	134.1 (30)	239.0 (18)
2012	427.9 (1)	136.5 (7)	291.4 (4)	373.3 (25)	101.9 (9)	271.4 (29)
2011	428.0 (2)	110.3 (20)	317.8 (2)	411.1 (31)	117.1 (17)	293.9 (31)
2010	363.8 (8)	123.3 (9)	240.4 (11)	366.5 (25)	108.0 (11)	258.5 (30)
2009	397.3 (3)	120.1 (12)	277.3 (3)	320.2 (11)	110.5 (13)	209.7 (12)
2008	365.4 (5)	142.2 (6)	223.1 (12)	309.0 (10)	107.6 (15)	201.4 (11)
2007	411.3 (1)	115.6 (13)	295.7 (1)	288.3 (4)	98.3 (10)	190.1 (6)
2006	335.6 (11)	123.1 (12)	212.5 (12)	294.4 (6)	94.2 (5)	200.2 (12)
2005	352.0 (7)	94.5 (24)	257.5 (2)	330.2 (26)	98.8 (8)	231.4 (31)
2004	357.6 (7)	133.4 (7)	224.3 (11)	310.58 (9)	98.3 (6)	212.5 (17)
2003	314.9 (17)	100.4 (27)	214.5 (9)	291.6 (7)	89.6 (4)	202.0 (15)
2002	317.8 (21)	94.3 (28)	223.6 (12)	336.1 (23)	137.4 (31)	198.7 (11)
2001	305.1 (19)	112.1 (13)	193.1 (22)	334.5 (24)	115.9 (19)	218.6 (24)
2000	285.7 (22)	86.9 (26)	198.8 (19)	334.6 (20)	114.4 (21)	220.1 (21)
1999	316.4 (18)	89.1 (23)	227.3 (10)	300.5 (8)	112.2 (20)	188.3 (7)
1998	321.3 (11)	92.5 (27)	228.8 (5)	323.9 (20)	96.7 (7)	227.2 (25)
1997	313.4 (15)	91.5 (26)	221.9 (7)	317.8 (19)	101.1 (5)	216.8 (23)
1996	335.6 (7)	91.8 (26)	243.8 (3)	331.6 (19)	93.9 (6)	237.7 (28)
1995	341.1 (12)	116.6 (10)	224.4 (15)	360.3 (28)	117.4 (22)	242.9 (25)
1994	361.0 (4)	83.3 (27)	277.8 (1)	325.4 (18)	110.0 (19)	215.4 (16)
1993	316.6 (12)	111.3 (13)	205.3 (12)	299.8 (13)	121.9 (22)	177.8 (4)
1992	224.0 (27)	96.6 (22)	127.1 (26)	315.5 (19)	121.9 (22)	193.6 (17)
1991	279.6 (22)	91.7 (18)	187.9 (16)	339.4 (26)	98.7 (9)	240.8 (27)
1990	260.2 (26)	87.4 (25)	172.8 (20)	356.1 (27)	167.3 (28)	188.8 (13)
1989	341.0 (8)	109.3 (19)	231.7 (6)	352.8 (23)	123.6 (17)	229.1 (23)
1988	268.3 (27)	132.5 (9)	135.8 (27)	292.6 (5)	131.2 (19)	161.4 (3)
1987	296.9 (23)	118.1 (20)	178.9 (24)	325.1 (11)	118.5 (14)	206.6 (15)
1986	332.9 (13)	85.8 (28)	247.1 (4)	323.8 (16)	137.7 (24)	186.1 (6)
1985	343.7 (9)	145.7 (6)	198.0 (14)	294.6 (7)	103.4 (6)	191.2 (9)
1984	328.9 (14)	127.0 (11)	201.9 (16)	318.7 (9)	117.8 (12)	200.8 (12)
1983	331.9 (13)	162.8 (5)	169.1 (25)	348.5 (20)	142.6 (21)	205.9 (17)
1982	292.6 (21)	149.7 (2)	142.9 (28)	312.0 (13)	143.2 (25)	168.8 (5)
1981	335.1 (9)	127.5 (15)	223.9 (6)	364.2 (25)	184.4 (28)	179.8 (6)
1980	339.7 (10)	140.0 (7)	199.7 (12)	297.6 (8)	117.3 (11)	180.4 (7)
1979	341.9 (8)	140.8 (14)	201.1 (8)	270.2 (3)	110.6 (6)	159.6 (8)
1978	372.8 (1)	197.8 (1)	175.0 (9)	288.4 (9)	115.8 (4)	172.7 (21)
1977	307.9 (11)	164.5 (14)	143.4 (6)	259.99 (5)	114.6 (2)	145.2 (15)
1976	335.3 (8)	210.6 (2)	124.7 (20)	287.3 (11)	131.9 (8)	155.4 (16)
1975	305.9 (13)	131.8 (16)	174.1 (10)	318.9 (14)	158.6 (19)	160.3 (12)
1974	319.6 (6)	152.4 (6)	167.1 (8)	290.5 (13)	113.4 (4)	177.1 (22)
1973	274.5 (17)	115.1 (23)	159.4 (10)	299.1 (28)	203.6 (26)	95.6 (2)
1972	260.5 (21)	109.4 (22)	151.9 (15)	374.9 (26)	194.4 (26)	180.1 (4)
1971	254.0 (21)	119.2 (23)	134.8 (23)	290.9 (15)	137.0 (6)	153.9 (14)
1970	187.6 (26)	74.3 (26)	113.3 (26)	304.4 (23)	148.1 (26)	156.2 (10)

RECORDS



PATRIOTS ALL-TIME LEADERS

ALL-TIME LEADING RUSHERS (BASED ON RUSHING YARDAGE)

Name	Years	No.	Yds	Avg	Lg	TD
1. Sam Cunningham	1973-79,81-82	1,385	5,453	3.9	75t	43
2. Jim Nance	1965-71	1,323	5,323	4.0	65	45
3. Tony Collins	1981-87	1,191	4,647	3.9	54	32
4. Curtis Martin	1995-97	958	3,799	4.0	70t	32
5. Kevin Faulk	1999-2011	864	3,607	4.2	45t	16
6. Don Calhoun	1975-81	820	3,391	4.1	73	23
7. John Stephens	1988-92	891	3,249	3.9	52	17
8. Corey Dillon	2004-06	753	3,180	4.2	50	37
9. Larry Garron	1960-68	759	2,981	3.9	85	14
10. LeGarrette Blount	2013-16	677	2,917	4.3	47t	34
11. Stevan Ridley	2011-14	649	2,817	4.3	43	22
12. Antowain Smith	2001-03	721	2,781	3.9	44	21
13. Craig James	1984-88	585	2,469	4.2	73	11
14. Leonard Russell	1991-93	689	2,437	3.5	24	13
15. Laurence Maroney	2006-09	582	2,430	4.2	59t	21
16. Mosi Tatupu	1978-90	612	2,415	4.0	55	18
17. Carl Garrett	1969-72	537	2,235	4.2	80t	15
18. Steve Grogan	1975-90	445	2,176	4.9	41t	35
19. BenJarvus Green-Ellis	2008-11	510	2,064	4.1	33t	29
20. Andy Johnson	1974-81	491	2,017	4.1	69t	13
21. Ron Burton	1960-65	429	1,536	3.6	77	9
22. Sammy Morris	2007-10	334	1,486	4.5	55	12
23. Dion Lewis	2015-17	293	1,413	4.8	44	8
24. Horace Ivory	1977-81	329	1,336	4.1	52	14
25. Mack Herron	1973-75	353	1,298	3.7	53	9
26. Robert Perryman	1987-90	369	1,294	3.5	48	9
27. Danny Woodhead	2010-12	250	1,199	4.8	36t	10
28. Vagas Ferguson	1980-82	290	1,163	4.0	44	5
29. Robert Edwards	1998	291	1,115	3.8	53	9
30. Jim Crawford	1960-64	302	1,078	3.6	39	5
31. Tom Brady	2000-18	580	1,003	1.7	22	19
32. Josh Ashton	1972-74	247	950	3.8	35	3
33. Vito "Babe" Parilli	1961-67	228	949	4.2	33t	14
34. Sony Michel	2018	209	931	4.5	34t	6
35. Brandon Bolden	2012-17	216	912	4.2	46	6
36. Shane Vereen	2011-14	217	907	4.2	21	7
37. Terry Allen	1999	254	896	3.5	39	8
38. James White	2014-18	207	856	4.1	27t	7
39. Jim Plunkett	1971-75	159	817	5.1	37	9
40. Mark van Eeghen	1982-83	177	744	4.2	17	2
41. Robert Weathers	1982-86	159	733	4.6	77	4
42. Marion Butts	1994	243	703	2.9	26	8
43. Jon Vaughn	1991-92	144	597	4.3	36	3
44. Billy Lott	1961-63	143	573	4.0	38	7
45. Reggie Dupard	1986-89	186	571	3.1	49	6
46. John Tarver	1972-74	155	554	3.6	28	7
47. Drew Bledsoe	1993-2001	270	553	2.1	25	2
48. J.R. Redmond	2000-02	164	527	3.2	20	1
49. Patrick Pass	2000-06	128	526	4.1	31	3
50. Tony Eason	1983-89	126	474	3.8	26	6

100-YARD RUSHING GAMES

Career	Season
1. Nance, J.17	1. Martin, C.9 (1995)
2. Martin, C.14	Dillon, C.9 (2004)
	2. Nance, J.8 (1966)

Consecutive Games

1. Martin, C.5 (11/26/95-12/23/95)
Nance, J.5 (11/13/66-12/11/66)
Dillon, C.5 (10/17/04 - 11/14/04)
2. Calhoun, D.4 (11/14/76-12/5/76)

TOP 10s

BY RUSHING ATTEMPTS

Name	Att.
1. Cunningham, S.1,385	
2. Nance, J.1,323	
3. Collins, T.1,191	
4. Martin, C.958	
5. Stephens, J.891	
6. Faulk, K.864	
7. Calhoun, D.820	
8. Garron, L.759	
9. Dillon, C.753	
10. Smith, A.721	

BY RUSHING TDS

Name	TDs
1. Nance, J.45	
2. Cunningham, S.43	
3. Dillon, C.37	
4. Grogan, S.35	
5. Blount, L.34	
6. Collins, T.32	
Martin, C.32	
8. Green-Ellis, B.29	
9. Calhoun, D.23	
10. Ridley, S.22	

BY RUSHING AVERAGE (Minimum 450 Carries)

Name	Avg.
1. Blount, L.4.3	
Ridley, S.4.3	
3. Dillon, C.4.2	
Garrett, C.4.2	
James, C.4.2	
Faulk, K.4.2	
Maroney, L.4.2	
8. Calhoun, D.4.1	
Johnson, A.4.1	
10. Green-Ellis, B.4.0	
Nance, J.4.0	
Martin, C.4.0	
Collins, T.4.0	

PATRIOTS ALL-TIME LEADERS

ALL-TIME LEADING RECEIVERS (BASED ON NUMBER OF RECEPTIONS)

Name	Years	No.	Yds	Avg	Lg	TD
1. Wes Welker, WR	2007-12	672	7,459	11.1	99t	37
2. Troy Brown, WR	1993-07	557	6,366	11.4	82t	31
3. Stanley Morgan, WR	1977-89	534	10,352	19.4	76t	67
4. Rob Gronkowski, TE	2010-18	521	7,861	15.1	76t	79
5. Julian Edelman, WR	2009-18	499	5,390	10.8	77t	30
6. Ben Coates, TE	1991-99	490	5,471	11.2	84t	50
7. Kevin Faulk, RB	1999-11	431	3,701	8.6	52t	15
8. Irving Fryar, WR	1984-92	363	5,726	15.8	80t	38
9. Terry Glenn, WR	1996-01	329	4,669	14.2	86t	22
10. Deion Branch, WR	2002-05/10-12	328	4,297	13.1	79t	24
11. Gino Cappelletti, WR	1960-70	292	4,589	15.7	63t	42
12. Jim Colclough, WR	1960-68	283	5,001	17.7	78t	39
13. Tony Collins, RB	1981-87	261	2,356	9.0	49	12
14. Randy Moss, WR	2007-10	259	3,904	15.1	76t	50
15. James White, RB	2014-18	248	2,164	8.7	68	19
16. Danny Amendola, WR	2013-17	230	2,383	10.4	57	12
17. Vincent Brisby, WR	1993-99	217	3,142	14.5	72	14
18. Sam Cunningham, RB	1973-79,81-82	210	1,905	9.1	41	6
Marv Cook, TE	1989-93	210	1,843	8.8	49	11
20. Russ Francis, TE	1975-80,87-88	207	3,157	15.3	53	28
21. Art Graham, WR	1963-68	199	3,107	15.6	80t	20
22. Cedric Jones, WR	1982-90	191	2,703	14.2	65t	16
23. Larry Garron, RB	1960-68	185	2,502	13.5	76t	26
24. Shawn Jefferson, WR	1996-99	178	3,081	17.3	76	14
Randy Vataha, WR	1971-76	178	3,055	17.2	88t	23
26. Aaron Hernandez, TE	2010-12	175	1,956	11.2	46	18
27. Michael Timpson, WR	1989-94	172	2,472	14.4	60t	8
28. Benjamin Watson, TE	2004-09	167	2,102	12.6	40	20
29. David Patten, WR	2001-04	165	2,513	15.2	91t	16
30. Andy Johnson, RB	1974-81	161	1,807	11.2	53	9
31. David Givens, WR	2002-05	158	2,214	14.0	57	12
32. Harold Jackson, WR	1978-81,87	156	3,162	20.3	59	18
33. Jim Whalen, TE	1965-69	153	2,487	16.3	87t	17
34. Jim Nance, RB	1965-71	129	844	6.5	45	1
35. Reggie Rucker, WR	1971-74	126	1,884	15.0	69t	10
36. Greg McMurtry, WR	1990-93	120	1,519	12.7	65t	4
Daniel Graham, TE	2002-06	120	1,393	11.6	48	17
38. Derrick Ramsey, TE	1983-85	118	1,412	12.0	39	14
39. Lin Dawson, TE	1981-90	117	1,233	10.5	42	8
Curtis Martin, RB	1995-97	117	890	7.6	41	5
41. Stephen Starring, WR	1983-87	112	1,865	16.7	76t	11
42. Brandon LaFell, WR	2014-15	111	1,486	13.2	56t	7
Ron Burton, TE	1960-65	111	1,205	10.9	73t	8
44. Tony Romeo, RB	1962-67	110	1,724	15.7	62	10
Darryl Stingley, WR	1973-77	110	1,883	17.1	68	14
46. Carl Garrett, RB	1969-72	107	1,158	10.8	80t	3
Shane Vereen, RB	2011-14	107	1,023	9.6	83t	7
48. David Meggett, RB	1995-97	104	829	8.0	49t	1
Sam Gash, FB	1992-97	104	826	7.9	30	6
50. John Stephens, RB	1988-92	100	781	7.8	43	1

100-YARD RECEIVING GAMES

Career

1. Morgan, S.	38
2. Welker W.	28
3. Gronkowski, R.	28
4. Moss, R.	18
5. Brown, T.	13
Glenn, T.	13

Season

1. Moss, R.	9 (2007)
Morgan, S.	9 (1986)
2. Welker, W.	8 (2011)
3. Welker, W.	6 (2009)

Consecutive Games

Welker, W.	4 (9/23/12-10/14/12)
Moss, R.	4 (9/9/07-10/1/07)

TOP 10s

BY RECEIVING YDS

Name	Yds.
1. Morgan, S.	10,352
2. Gronkowski, R.	7,861
3. Welker, W.	7,459
4. Brown, T.	6,366
5. Fryar, I.	5,726
6. Coates, B.	5,471
7. Edelman, J.	5,390
8. Colclough, J.	5,001
9. Glenn, T.	4,669
10. Cappelletti, G.	4,589

BY RECEIVING TDS

Name	TDs
1. Gronkowski, R.	79
2. Morgan, S.	67
3. Coates, B.	50
Moss, R.	50
5. Cappelletti, G.	42
6. Colclough, J.	39
7. Fryar, I.	38
8. Welker, W.	37
9. Brown, T.	31
10. Francis, R.	28
Edelman, J.	28

BY RECEIVING YDS AVG. (Minimum 150 Catches)

Name	Avg.
1. Jackson, H.	20.3
2. Morgan, S.	19.4
3. Colclough, J.	17.7
4. Jefferson, S.	17.3
5. Vataha, R.	17.2
6. Whalen, J.	16.3
7. Fryar, I.	15.8
8. Cappelletti, G.	15.7
9. Graham, A.	15.6
10. Francis, R.	15.3

PATRIOTS ALL-TIME LEADERS

ALL-TIME LEADING PASSERS (BASED ON PASSING YARDAGE)

Name	Years	Att	Cmp	Yds	Pct	TD	Int	Rtg
1. Tom Brady	2000-18	9,375	6,004	70,514	64.0	517	171	97.6
2. Drew Bledsoe	1993-01	4,518	2,544	29,657	56.3	166	138	75.9
3. Steve Grogan	1975-90	3,593	1,879	26,886	52.3	182	208	69.6
4. Vito "Babe" Parilli	1961-67	2,413	1,140	16,747	47.2	132	138	64.8
5. Tony Eason	1983-89	1,500	876	10,732	58.4	60	48	80.6
6. Jim Plunkett	1971-75	1,503	729	9,932	48.5	62	87	59.7
7. Hugh Millen	1991-92	612	370	4,276	60.5	17	28	71.8
8. Matt Cassel	2005-08	555	349	3,946	62.9	23	13	88.2
9. Mike Taliaferro	1968-70	680	305	3,920	44.9	27	44	49.8
10. Ed "Butch" Songin	1960-61	604	285	3,905	47.2	36	24	71.7
11. Matt Cavanaugh	1978-82	385	206	3,018	53.5	19	23	70.9
12. Marc Wilson	1989-90	415	214	2,631	51.6	9	16	62.6
13. Doug Flutie	1987-89, 05	305	148	1,871	48.5	11	14	61.0
14. Tommy Hodson	1990-92	315	171	1,809	54.3	7	11	64.1
15. Tom Yewcic	1961-66	206	87	1,374	42.2	12	12	60.2
16. Scott Zolak	1992-98	244	124	1,314	50.8	8	7	65.8
17. Tom Sherman	1968-69	226	90	1,199	39.8	12	16	45.6
18. Joe Kapp	1970	219	98	1,104	44.7	3	17	32.6
19. Tom Ramsey	1986-88	164	84	1,005	51.2	6	9	59.6
20. Scott Secules	1993	134	75	918	56.0	2	9	54.3
21. Jimmy Garoppolo	2014-17	94	63	690	67.0	5	0	106.3
22. Tom Owen	1976-81	114	58	655	50.9	3	9	44.3
23. Don Trull	1967	81	27	442	33.3	1	7	20.7
24. Jacoby Brissett	2016	55	34	400	61.8	0	0	83.9
25. Brian Dowling	1972-73	54	29	383	53.7	2	1	81.0
26. Brian Hoyer	2009-11,17-18	51	32	335	62.7	1	1	80.1
27. Ed Wilson	1965	46	20	257	43.5	1	3	41.7
28. Tom Greene	1960	63	27	251	42.9	1	6	20.1
29. Neil Graff	1974-75	36	19	241	52.8	2	3	57.8
30. Jeff Carlson	1992	49	18	232	36.7	1	3	33.7
31. Andy Johnson	1974-81	13	7	194	53.8	4	1	106.6
32. Bob Bleier	1987	39	14	181	35.9	1	1	49.2
33. Richard Christy	1960	11	6	94	54.5	2	2	83.1
34. John Huarte	1966-67	20	8	88	40.0	0	2	14.2
Rohan Davey	2002-04	19	8	88	42.1	0	0	56.5
36. Mike Kerrigan	1983-84	15	7	85	46.7	0	1	36.8
37. Michael Bishop	1999-00	9	3	80	33.3	1	1	64.4
38. Dick Shiner	1973-74	10	5	68	50.0	0	1	32.5
39. John Friesz	1999-00	21	11	66	52.4	0	1	39.0
40. David Patten	2001-04	3	1	60	33.3	1	1	81.9
41. Don Westbrook	1977-81	2	2	52	100.0	0	0	118.8
42. Bob Gladioux	1969-72	3	1	48	33.3	0	1	42.4
43. Harvey White	1960	7	3	44	42.9	0	0	64.0
44. Julian Edelman	2009-18	2	2	43	100.0	0	0	118.8
45. Larry Garron	1960-68	6	1	39	16.7	0	0	54.2
46. Danny Amendola	2013-17	1	1	36	100.0	0	0	118.0
47. Harold Jackson	1978-81, 87	4	2	35	50.0	0	0	80.2
David Meggett	1995-97	3	1	35	33.3	1	0	118.1
49. Jim Corcoran	1968	7	3	33	42.9	0	2	17.9
50. Kim Hammond	1969-70	6	2	31	33.3	0	0	51.4

300-YARD PASSING GAMES

TOP 10 BY PASSER RATING (minimum 200 attempts)

Name	Rating
1. Brady T.....	97.6
2. Cassel, M.....	88.2
3. Eason, T.....	80.6
4. Bledsoe, D.....	75.9
5. Millen, H.....	71.8
6. Songin, B.....	71.7
7. Cavanaugh, M.....	70.9
8. Grogan, S.....	69.6
9. Zolak, S.....	65.8
10. Parilli, V.....	64.8

Career

1. Brady, T.....	87
2. Bledsoe, D.....	26
3. Grogan, S.....	12

Season

1. Brady, T.....	11 (2011)
2. Brady, T.....	8 (2007)
Brady, T.....	8 (2012)
4. Brady T.....	7 (2015)
Brady, T.....	7 (2009)

Consecutive Games

1. Brady, T. (10/18/09-11/22/09).....	5
2. Brady, T. (9/17/17-10/5/17).....	4
Brady, T. (11/24/13-12/15/13).....	4
Brady, T. (12/11/11-1/1/12).....	4

TOP 10s

BY PASSING ATTEMPTS

Name	Att.
1. Brady, T.....	9,375
2. Bledsoe, D.....	4,518
3. Grogan, S.....	3,593
4. Parilli, V.....	2,413
5. Plunkett, J.....	1,503
6. Eason, T.....	1,500
7. Taliaferro, M.....	680
8. Millen, H.....	612
9. Songin, B.....	604
10. Cassel, M.....	555

BY PASSING CMP

Name	Cmp.
1. Brady, T.....	6,004
2. Bledsoe, D.....	2,544
3. Grogan, S.....	1,879
4. Parilli, V.....	1,140
5. Eason, T.....	876
6. Plunkett, J.....	729
7. Millen, H.....	370
8. Cassel, M.....	349
9. Taliaferro, M.....	305
10. Songin, B.....	285

BY PASSING TDS

Name	TDs
1. Brady, T.....	517
2. Grogan, S.....	182
3. Bledsoe, D.....	166
4. Parilli, V.....	132
5. Plunkett, J.....	62
6. Eason, T.....	60
7. Songin, B.....	36
8. Taliaferro, M.....	27
9. Cassel, M.....	23
10. Cavanaugh, M.....	19

BY INTERCEPTIONS

Name	INTs
1. Grogan, S.....	208
2. Brady, T.....	171
3. Bledsoe, D.....	138
Parilli, V.....	138
5. Plunkett, J.....	87
6. Eason, T.....	48
7. Taliaferro, M.....	44
8. Millen, H.....	28
9. Songin, B.....	24
10. Cavanaugh, M.....	23

BY COMPLETION % (Minimum 200 Attempts)

Name	%
1. Brady, T.....	64.0
2. Cassel, M.....	62.9
3. Millen, H.....	60.5
4. Eason, T.....	58.4
5. Bledsoe, D.....	56.3
6. Hodson, T.....	54.3
7. Cavanaugh, M.....	53.5
8. Grogan, S.....	52.3
9. Wilson, M.....	51.6
10. Zolak, S.....	50.8

PATRIOTS ALL-TIME LEADERS

ALL-TIME LEADING SCORERS (BASED ON TOTAL POINTS)

Name	Years	TD		Rec	Rt	Pt	FG	PAT	TP
		Run	Two						
1. Stephen Gostkowski	2006-18	0	0	0	0	0	367	642	1,743
2. Adam Vinatieri	1996-2005	0	0	0	0	1	263	367	1,158
3. Gino Cappelletti	1960-70	42	0	42	0	4	176	342	1,130
4. John Smith	1974-83	0	0	0	0	0	128	308	692
5. Rob Gronkowski	2010-18	80	1	79	0	1	0	0	482
6. Tony Franklin	1984-87	0	0	0	0	0	93	163	442
7. Stanley Morgan	1977-89	68	0	67	1	0	0	0	408
8. Ben Coates	1991-99	50	0	50	0	1	0	0	302
Randy Moss	2007-10	50	0	50	0	1	0	0	302
10. Sam Cunningham	1973-79, 81-82	49	43	6	0	0	0	0	294
11. Jim Nance	1965-71	46	45	1	0	0	0	0	276
12. Tony Collins	1981-87	44	32	12	0	0	0	0	264
13. Irving Fryar	1984-92	42	1	38	3	0	0	0	252
Larry Garron	1960-68	42	14	26	2	0	0	0	252
15. Matt Bahr	1993-95	0	0	0	0	0	55	73	238
Jim Colclough	1960-68	39	0	39	0	2	0	0	238
17. Corey Dillon	2004-06	39	37	2	0	1	0	0	236
18. Curtis Martin	1995-97	37	32	5	0	2	0	0	226
19. Wes Welker	2007-12	37	0	37	0	1	0	0	225
20. Julian Edelman	2009-18	35	0	30	5	3	0	0	216
Steve Grogan	1975-90	36	35	0	1	0	0	0	216
22. Troy Brown	1993-2007	35	0	31	4	2	0	0	214
23. LeGarrette Blount	2013-16	35	34	1	0	0	0	0	210
24. Jason Staurovsky	1989-91	0	0	0	0	0	50	57	207
25. Kevin Faulk	1999-11	33	16	15	2	1	0	0	200
26. BenJarvus Green-Ellis	2008-11	29	29	0	0	0	0	0	174
27. Russ Francis	1975-80, 87-88	28	0	28	0	0	0	0	168
28. James White	2015-18	26	7	19	0	0	0	0	156
29. Don Calhoun	1975-81	25	23	2	0	0	0	0	150
30. Antowain Smith	2001-03	24	21	3	0	1	0	0	146
31. Deion Branch	2002-05, 10-12	24	0	24	0	0	0	0	144
Randy Vataha	1971-76	24	0	23	1	0	0	0	144
33. Laurence Maroney	2006-09	22	21	1	0	1	0	0	134
34. Terry Glenn	1996-2001	22	0	22	0	0	0	0	132
Andy Johnson	1974-81	22	13	9	0	0	0	0	132
Stevan Ridley	2011-14	22	22	0	0	0	0	0	132
37. Mosi Tatupu	1978-90	21	18	2	1	0	0	0	126
38. Art Graham	1963-68	20	0	20	0	0	0	0	120
Benjamin Watson	2004-09	20	0	20	0	0	0	0	120
40. Tom Brady	2000-18	19	19	0	0	0	0	0	114
Ron Burton	1960-65	19	9	8	2	0	0	0	114
John Stephens	1988-92	19	17	1	1	0	0	0	114
43. Carl Garrett	1969-72	18	15	3	0	0	0	0	108
Aaron Hernandez	2010-12	18	0	18	0	0	0	0	108
Harold Jackson	1978-81, 87	18	0	18	0	0	0	0	108
Cedric Jones	1982-90	18	0	16	2	0	0	0	108
47. Charlie Gogolak	1970-72	0	0	0	0	0	20	42	102
Daniel Graham	2002-06	17	0	17	0	0	0	0	102
Horace Ivory	1977-81	17	14	2	1	0	0	0	102
David Patten	2001-04	17	1	16	0	0	0	0	102
Jim Whalen	1965-69	17	0	17	0	0	0	0	102

TOP 10s

BY TOUCHDOWNS

Name	TDs
1. Gronkowski, R.	80
2. Morgan, S.	68
3. Coates, B.	50
Moss, R.	50
5. Cunningham, S.	49
6. Nance, J.	46
7. Collins, T.	44
8. Cappelletti, G.	42
Fryar, I.	42
Garron, L.	42

BY FIELD GOAL ATT.

Name	FGs
1. Gostkowski, S.	420
2. Cappelletti, G.	333
3. Vinatieri, A.	321
4. Smith, J.	191
5. Franklin, T.	125
6. Bahr, M.	72
7. Staurovsky, J.	69
8. Gogolak, C.	36
9. Baumann, C.	27
10. Sisson, S.	26

BY FIELD GOALS MADE

Name	FGs
1. Gostkowski, S.	367
2. Vinatieri, A.	263
3. Cappelletti, G.	176
4. Smith, J.	128
5. Franklin, T.	93
6. Bahr, M.	55
7. Staurovsky, J.	50
8. Gogolak, C.	20
9. Baumann, C.	18
10. Davis, G.	16

BY PATS ATTEMPTED

Name	No.
1. Gostkowski, S.	649
2. Vinatieri, A.	374
3. Cappelletti, G.	353
4. Smith, J.	323
5. Franklin, T.	166
6. Bahr, M.	73
7. Staurovsky, J.	59
8. Gogolak, C.	42
9. Graham, S.	37
10. Baumann, C.	34

BY PATS MADE

Name	No.
1. Gostkowski, S.	642
2. Vinatieri, A.	367
3. Cappelletti, G.	342
4. Smith, J.	308
5. Franklin, T.	163
6. Bahr, M.	73
7. Staurovsky, J.	57
8. Gogolak, C.	42
9. Graham, S.	35
10. Baumann, C.	31

RECORDS

PATRIOTS ALL-TIME LEADERS

ALL-TIME LEADING ALL-PURPOSE YARDAGE LEADERS (BY TOTAL YARDS)

Name	Years	Rush	Rec.	Punt	KO	Def.	Total
1. Kevin Faulk	1999-2011	3,607	3,701	943	4,098	0	12,349
2. Stanley Morgan	1977-89	127	10,352	960	29	0	11,468
3. Troy Brown	1993-07	178	6,366	2,625	1,862	22	11,053
4. Wes Welker	2007-12	146	7,459	1,185	280	0	9,070
5. Irving Fryar	1984-92	188	5,726	2,055	495	0	8,464
6. Tony Collins	1981-87	4,647	2,356	15	1,335	0	8,353
7. Julian Edelman	2009-18	364	5,390	1,986	607	0	8,347
8. Rob Gronkowski	2010-18	2	7,861	0	16	0	7,879
9. Larry Garron	1960-68	2,981	2,502	23	2,299	0	7,805
10. Sam Cunningham	1973-79, 81-82	5,453	1,905	0	40	0	7,358
11. Jim Nance	1965-71	5,323	844	16	40	0	6,223
12. Carl Garrett	1969-72	2,235	1,158	487	2,251	0	6,131
13. Ben Coates	1991-99	-4	5,471	0	26	0	5,493
14. Dave Meggett	1995-97	432	839	1,438	2,561	0	5,260
15. Deion Branch	2002-05, 10-12	11	4,297	84	863	0	5,255
16. Jim Colclough	1960-68	51	5,001	0	2	0	5,054
17. Mack Herron	1973-75	1,298	789	888	1,796	0	4,771
18. Gino Cappelletti	1960-70	6	4,589	3	100	68	4,766
19. Terry Glenn	1996-01	80	4,669	0	0	0	4,749
20. Curtis Martin	1995-97	3,799	890	0	0	0	4,689
21. Andy Johnson	1974-81	2,017	1,807	60	544	0	4,428
22. Don Calhoun	1975-81	3,391	614	0	238	0	4,243
23. John Stephens	1988-92	3,249	781	0	0	0	4,030
24. Danny Amendola	2013-17	12	2,383	773	799	0	3,967
25. Randy Moss	2007-10	0	3,904	0	0	0	3,904

TOP 10s

BY RUSHING YARDS

Name	Yds.
1. Cunningham, S.....	5,453
2. Nance, J.....	5,323
3. Collins, T.....	4,647
4. Martin, C.....	3,799
5. Faulk, K.....	3,607
6. Calhoun, D.....	3,391
7. Stephens, J.....	3,249
8. Dillon, C.....	3,180
9. Garron, L.....	2,981
10. Blount, L.....	2,917

BY RECEIVING YARDS

Name	Yds.
1. Morgan, S.....	10,352
2. Gronkowski, R.....	7,861
3. Welker, W.....	7,459
4. Brown, T.....	6,366
5. Fryar, I.....	5,726
6. Coates, B.....	5,471
7. Edelman, J.....	5,390
8. Colclough, J.....	5,001
9. Glenn, T.....	4,669
10. Cappelletti, G.....	4,589

BY PUNT RETURN YARDS

Name	Yds.
1. Brown, T.....	2,625
2. Fryar, I.....	2,055
3. Edelman, J.....	1,986
4. Meggett, D.....	1,438
5. Welker, W.....	1,185
6. Haynes, M.....	1,159
7. Morgan, S.....	960
8. Faulk, K.....	943
9. Herron, M.....	888
10. Amendola, D.....	773

BY KICKOFF RETURN YARDS

Name	Yds.
1. Faulk, K.....	4,098
2. Hobbs, E.....	2,913
3. Meggett, D.....	2,561
4. Johnson, B.....	2,557
5. Garron, L.....	2,299
6. Starring, S.....	2,259
7. Garrett, C.....	2,251
8. Martin, S.....	2,012
9. Brown, T.....	1,862
10. Herron, M.....	1,796

PATRIOTS ALL-TIME LEADERS

ALL-TIME LEADING INTERCEPTORS

(BY INTERCEPTIONS)

<i>Name</i>	<i>Years</i>	<i>No.</i>	<i>Yds</i>	<i>Avg.</i>	<i>LG</i>	<i>TD</i>
1. Raymond Clayborn	1977-89	36	555	15.4	85	1
Ty Law	1995-04	36	583	16.2	65t	6
3. Ron Hall	1961-67	29	476	16.4	87	1
Roland James	1980-90	29	383	13.2	46	0
Fred Marion	1982-91	29	457	15.8	83	1
6. Mike Haynes	1976-82	28	393	14.0	50	1
7. Maurice Hurst	1989-95	27	263	9.7	36	1
8. Nick Buoniconti	1962-68	24	223	9.3	41	0
Ronnie Lippett	1983-91	24	420	17.5	73	2
10. Asante Samuel	2003-07	22	313	14.2	55t	3
11. Devin McCourty	2010-18	21	382	18.2	84t	1
Don Webb	1961-71	21	366	17.4	59	2
13. Lawyer Milloy	1996-02	19	123	6.5	30t	1
14. Ron Bolton	1972-75	18	116	6.4	56	0
15. Tim Fox	1976-81	17	215	12.6	29	0
Steve Nelson	1974-87	17	226	13.3	37	0
17. Tom Addison	1960-67	16	103	6.4	17	1
Rick Sanford	1979-84	16	198	12.4	99t	1
19. Duron Harmon	2013-18	15	166	11.1	60	0
Prentice McCray	1974-80	15	352	23.5	63t	2
Ross O'Hanley	1960-65	15	288	19.2	61	1
Chuck Shonta	1960-67	15	261	17.4	52	0
23. Willie Clay	1996-98	13	178	13.7	53t	1
Logan Ryan	2013-16	13	167	12.8	79t	1
25. Tedy Bruschi	1996-08	12	187	15.6	48t	4
Dick Felt	1962-66	12	199	16.6	35	0
Brandon Meriweather	2007-10	12	213	17.8	56	1
28. Patrick Chung	2009-12, 14-18	11	171	15.5	51t	1
Mike Vrabel	2001-08	11	73	6.6	24t	1
30. Vincent Brown	1988-95	10	95	9.5	49t	1
Larry Carwell	1969-72	10	186	18.6	53t	1
Bob Howard	1975-77	10	90	9.0	44t	1
Leroy Mitchell	1967-68	10	50	5.0	20	0
Otis Smith	1996, 2000-02	10	278	27.8	78t	2
Eugene Wilson	2003-07	10	74	7.4	24	1
36. Kyle Arrington	2009-14	9	133	14.8	36t	1
Ellis Hobbs	2005-08	9	87	9.7	70	0
Ed Philpott	1967-71	9	91	10.1	23	0
39. Fred Bruney	1960-62	8	125	15.6	33t	1
Malcolm Butler	2014-17	8	36	4.5	21	0
Rodney Harrison	2003-08	8	16	2.0	12	0
Tom Hennessey	1965-66	8	113	14.1	33	0
James Sanders	2005-10	8	172	21.5	42	2
44. Terrell Buckley	2001-02	7	126	18.0	52t	1
Jerome Henderson	1991-93, 96	7	52	7.4	34	0
Sam Hunt	1974-79	7	189	27.0	68t	1
Tyrone Poole	2003-05	7	102	14.6	44	0
Johnny Rembert	1983-92	7	70	10.0	37	0
Bob Suci	1963	7	277	39.6	98t	2
Clyde Washington	1960-61	7	58	8.3	33	0

TOP 10s

BY INT. RETURN YDS.

<i>Name</i>	<i>YDs</i>
1. Law, T.	583
2. Clayborn, R.	555
3. Hall, R.	476
4. Marion, F.	457
5. Lippett, R.	420
6. Haynes, M.	393
7. James, R.	383
8. McCourty, D.	382
9. Webb, D.	366
10. McCray, P.	352

BY TOUCHDOWNS

<i>Name</i>	<i>TDs</i>
1. Law, T.	6
2. Bruschi, T.	4
3. Samuel, A.	3
4. Charles, J.	2
Lippett, R.	2
McCray, P.	2
McGinest, W.	2
Sanders, J.	2
Smith, O.	2
Suci, B.	2
Webb, D.	2

RECORDS

PATRIOTS ALL-TIME LEADERS

ALL-TIME LEADING PUNTERS (BY YARDAGE)

Name	Years	No.	Yards	Avg.	LG	BLK
1. Rich Camarillo	1981-87	468	19,922	42.6	76	4
2. Ryan Allen	2013-18	409	18,526	45.3	67	2
3. Tom Yewcic	1961-66	377	14,553	38.6	70	8
4. Tom Tupa	1996-98	215	9,602	44.7	73	1
5. Tom Janik	1969-71	243	9,516	39.2	58	1
6. Lee Johnson	1999-01	203	8,578	42.3	76	1
7. Mike Patrick	1975-78	222	8,481	38.2	64	3
8. Ken Walter	2001-03, 06	211	8,143	38.6	58	2
9. Zoltan Mesko	2010-12	175	7,738	44.2	65	1
10. Josh Miller	2004-06	175	7,629	43.6	69	1
11. Shawn McCarthy	1991-92	169	6,877	40.7	93	2
12. Chris Hanson	2007-09	149	6,185	41.5	70	2
13. Jeff Feagles	1988-89	154	5,874	38.1	74	1
14. Terry Swanson	1967-68	127	5,081	40.0	62	2
15. Pat O'Neill	1994-95	110	4,355	39.6	67	0
16. Brian Hansen	1990	90	3,752	41.7	69	2
17. Bruce Barnes	1973-74	100	3,738	37.4	53	0
18. Mike Hubach	1980-81	82	3,118	38.0	69	0
19. Mike Saxon	1993	73	3,096	42.4	59	3
20. Eddie Hare	1979	83	3,038	36.6	58	1

ALL-TIME LEADING PUNT RETURNERS (BASED ON RETURN YARDAGE)

Name	Years	No.	FC	Yards	Avg.	LG	TD
1. Troy Brown	1993-07	252	116	2,625	10.4	85t	3
2. Irving Fryar	1984-92	206	71	2,055	10.0	85t	3
3. Julian Edelman	2009-18	177	63	1,986	11.2	94t	4
4. David Meggett	1995-97	142	34	1,438	10.1	60t	1
5. Wes Welker	2007-12	114	49	1,185	10.4	69	0
6. Mike Haynes	1976-82	111	8	1,159	10.4	89t	2
7. Stanley Morgan	1977-89	92	32	960	10.4	80t	1
8. Kevin Faulk	1999-2011	101	54	943	9.3	43	0
9. Mack Herron	1973-75	74	14	888	12.0	66	0
10. Danny Amendola	2013-17	85	42	773	9.1	82	0
11. Ricky Smith	1982-84	54	20	537	9.9	55	0
12. Carl Garrett	1969-72	43	2	487	11.3	62	0
13. Roland James	1980-90	42	8	400	9.5	75t	1
14. Ron Burton	1960-65	56	N/A	389	6.9	62	0
15. Tim Dwight	2005	32	13	273	8.5	29	0
16. Bob Suci	1963	25	N/A	233	9.3	22	0
17. Ronnie Harris	1993-94	26	4	227	8.7	21	0
Walter Stanley	1992	28	17	227	8.1	50	0
19. Jerome Henderson	1991-96	27	10	201	7.4	39	0
20. Billy Johnson	1966-68	23	9	195	8.5	52	0
21. Ray Crittenden	1993-94	21	7	192	9.1	30	0
22. Chris Canty	1997-98	16	7	170	10.6	36	0
23. Sammy Martin	1988-91	20	2	165	8.3	28	0
24. Tom Stephens	1960-64	19	N/A	151	7.9	26	0
25. Joe Bellino	1965-67	19	8	148	7.8	18	0
Fred Bruney	1960-62	30	N/A	148	4.9	11	0

TOP 10s

BY PUNT AVG.

(Minimum 50 Punts)

Name	Avg.
1. Allen, R.	45.3
2. Tupa, T.	44.7
3. Mesko, Z.	44.2
4. Miller, J.	43.6
5. Camarillo, R.	42.6
6. Saxon, M.	42.4
7. Johnson, L.	42.3
8. Hansen, B.	41.7
9. Hanson, C.	41.5
10. Wagner, B.	41.3

BY PUNT RETURNS

Name	No.
1. Brown, T.	252
2. Fryar, I.	206
3. Edelman, J.	177
4. Meggett, D.	142
5. Welker, W.	114
6. Haynes, M.	111
7. Faulk, K.	101
8. Morgan, S.	92
9. Amendola, D.	85
10. Herron, M.	74

BY RETURN AVERAGE (Minimum 20 Returns)

Name	Avg.
1. Herron, M.	12.0
2. Garrett, C.	11.3
3. Edelman, J.	11.2
4. Welker, W.	10.4
Brown, T.	10.4
Haynes, M.	10.4
Morgan, S.	10.4
8. Meggett, D.	10.1
9. Fryar, I.	10.0
10. Smith, R.	9.9

PATRIOTS ALL-TIME LEADERS

ALL-TIME LEADING KICKOFF RETURNERS

(BASED ON RETURN YARDAGE)

Name	Years	No.	Yds	Avg.	LG	TD
1. Kevin Faulk	1999-2011	181	4,098	22.6	95	2
2. Ellis Hobbs	2005-08	105	2,913	27.7	108t	3
3. David Meggett	1995-97	105	2,561	24.4	62	0
4. Bethel Johnson	2003-05	102	2,557	25.1	93t	2
5. Larry Garron	1960-68	89	2,299	25.8	95	2
6. Stephen Starring	1983-87	107	2,259	21.1	53	0
7. Carl Garrett	1969-72	92	2,251	24.5	63	0
8. Sammy Martin	1988-91	88	2,012	22.9	95t	1
9. Troy Brown	1993-07	87	1,862	21.4	54	0
10. Mack Herron	1973-75	71	1,796	25.3	92t	1
11. Raymond Clayborn	1977-89	57	1,538	27.0	101t	3
12. Ricky Smith	1982-84	67	1,505	22.5	98t	1
13. Derrick Cullors	1997-98	60	1,471	24.5	86t	1
14. Jay Cunningham	1965-67	64	1,372	21.4	45	0
15. Tony Collins	1981-87	65	1,335	20.5	46	0
16. Jon Vaughn	1991-92	54	1,281	23.7	100t	2
17. Horace Ivory	1977-81	45	1,191	26.5	98t	1
18. Brandon Tate	2009-10	45	1,163	25.8	103t	2
19. Ron Burton	1960-65	46	1,119	24.3	91t	1
20. Laurence Maroney	2006-09	41	1,062	25.9	77	0
21. J.D. Garrett	1964-67	48	1,054	22.0	42	0
22. Ray Crittenden	1993-94	47	938	20.0	44	0
23. Joe Bellino	1965-67	43	905	21.0	43	0
24. Allen Carter	1975-76	33	898	27.2	99t	1
25. Deion Branch	2002-05, 10-12	36	863	24.0	63	0
26. Devin McCourty	2010-18	42	861	20.5	104t	1
27. Marvin Allen	1988-91	43	844	19.6	34	0
28. Allan Clark	1979-80	40	837	20.9	38	0
29. Willie Porter	1968	36	812	22.6	61	0
30. Danny Amendola	2013-17	34	799	23.5	81	0
31. Patrick Pass	2000-06	36	745	20.7	36	0
32. Cordarrelle Patterson	2018	23	663	28.8	95t	1
33. Matthew Slater	2008-18	35	637	18.2	35	0
34. Dick Christy	1960	24	617	25.7	46	0
35. Julian Edelman	2009-18	29	607	20.9	37	0
36. Dion Lewis	2015-17	25	605	24.2	103t	1
37. Odell Lawson	1970-71	27	593	22.0	52	0
38. Andy Johnson	1974-81	28	544	19.4	41	0
39. Walter Stanley	1992	29	529	18.2	40	0
40. Irving Fryar	1984-92	26	495	19.0	47	0
41. LeGarrette Blount	2013-16	17	494	29.1	83	0
42. Jess Phillips	1976-77	20	490	24.5	71	0
43. Danny Woodhead	2010-12	22	480	21.8	37	0
44. Jon Williams	1984	23	461	20.0	29	0
45. Billy Johnson	1966-68	24	453	18.9	36	0
46. Leroy Thompson	1994	18	376	20.9	30	0
47. Reggie Rucker	1971-74	15	375	25.0	43	0
48. Bob Suci	1963	17	360	21.2	35	0
49. Curtis Jackson	2000-01	15	353	23.5	47	0
50. Ron Gardin	1971	14	321	22.9	34	0

TOP 10s

BY KICKOFF RETURNS

Name	No.
1. Faulk, K.	181
2. Starring, S.	107
3. Hobbs, E.	105
Meggett, D.	105
5. Johnson, B.	102
6. Garrett, C.	92
7. Garron, L.	89
8. Martin, S.	88
9. Brown, T.	87
10. Herron, M.	71

BY KICKOFF RETURN AVG.

(Minimum 20 Ret.)

Name	Avg.
1. Hobbs, E.	27.7
2. Carter, A.	27.2
3. Clayborn, R.	27.0
4. Ivory, H.	26.5
5. Maroney, L.	25.9
6. Garron, L.	25.8
Tate, B.	25.8
8. Christy, D.	25.7
9. Herron, M.	25.3
10. Johnson, B.	25.1

RECORDS

PATRIOTS LONGEST PLAYS

RUSHING

Name	Yards	Opp.	Date
1. Larry Garron	85t	vs. BUF	10/22/61
2. Carl Garrett	80t	vs. MIA	11/09/69
3. Robert Weathers	77	vs. BAL (Colts)	09/04/83
Ron Burton	77	at DEN	10/23/60
5. Sam Cunningham	75t	at BUF	10/20/74
6. Craig James	73	vs. STL (Cards)	12/02/84
Don Calhoun	73	at STL (Cards)	9/10/78

PASSING

Name	Yards	Opp.	Date
1. T. Brady to W. Welker	99t	at MIA	09/12/11
2. T. Brady to D. Patten	91t	at IND	10/21/01
3. T. Eason to C. James	90t	at CHI	09/15/85
4. J. Plunkett to R. Vataha	88t	at BAL (Colts)	12/19/71
5. T. Sherman to J. Whalen	87t	at NYJ	10/27/68
6. D. Bledsoe to T. Glenn	86t	at PIT	12/06/98
7. D. Bledsoe to B. Coates	84t	vs. MIA	11/13/96
8. T. Brady to S. Vereen	83t	at NYJ	11/22/12

KICKOFF RETURNS

Name	Yards	Opp.	Date
1. Ellis Hobbs	108t	at NYJ	09/09/07
2. Devin McCourty	104t	vs. NYJ	10/21/12
3. Dion Lewis	103t	at DEN	11/12/17
Brandon Tate	103t	at MIA	10/04/10
5. Raymond Clayborn	101t	at BAL (Colts)	12/18/77
6. Raymond Clayborn	100t	at NYJ	10/02/77
Jon Vaughn	100t	at CIN	12/20/92
8. Allen Carter	99t	at BAL (Colts)	12/21/75
Jon Vaughn	99t	at PHX	09/29/91
10. Ricky Smith	98t	vs. NYJ	09/19/82
Horace Ivory	98t	at BAL (Colts)	10/19/80

PUNT RETURNS

Name	Yards	Opp.	Date
1. Julian Edelman	94t	vs. MIA	01/02/11
2. Mike Haynes	89t	vs. BUF	11/07/76
3. Troy Brown	85t	vs. CLE	12/09/01
Irving Fryar	85t	at BUF	09/22/85
5. Julian Edelman	84t	vs. DEN	11/02/14
6. Danny Amendola	82	at NYG	11/15/15
7. Stanley Morgan	80t	vs. BAL (Colts)	11/18/79
8. Irving Fryar	77t	vs. IND	11/10/85
9. Roland James	75t	vs. NYJ	11/15/09
10. Julian Edelman	72t	vs. KC	11/21/11

INTERCEPTION RETURNS

Name	Yards	Opp.	Date
1. Jimmy Hitchcock	100t	vs. MIA	11/23/97
2. Rick Sanford	99t	at CHI	12/05/82
3. Bob Suci	98t	vs. HOU (Oilers)	11/01/63
4. Darius Butler	91t	at HOU	01/03/10
5. Victor Green	90t	at NYJ	09/15/02
6. Alfonzo Dennard	87t	vs. IND	11/18/12
Ron Hall	87	at DEN	09/18/66
8. Raymond Clayborn	85	at CLE	10/07/84
9. Devin McCourty	84t	at BUF	10/29/18
10. Fred Marion	83	at SEA	11/17/85

PUNTS

Name	Yards	Opp.	Date
1. Shawn McCarthy	93	at BUF	11/03/91
2. Luke Prestridge	89	vs. MIA	10/21/84
3. Bob Scarpito	87	at DEN	09/29/68
4. Luke Prestridge	82	vs. NYJ	10/28/84
5. Rich Camarillo	76	vs. NYJ	09/19/82
Lee Johnson	76	at CIN	09/09/01
7. Rich Camarillo	75	at CHI	09/15/85
Rich Camarillo	75	at OAK	11/01/81

FIELD GOALS

Name	Yards	Opp.	Date
1. Stephen Gostkowski	62	at OAK	11/19/17*
2. Stephen Gostkowski	58	vs. CAR	10/01/17**
3. Stephen Gostkowski	57	at DAL	10/11/15
Adam Vinatieri	57	at CHI	11/10/02
5. Adam Vinatieri	55	at STL	12/13/98
Matt Bahr	55	at MIA	11/12/95
7. Stephen Gostkowski	54	at NYG	11/15/15
Stephen Gostkowski	54	vs. NO	10/13/13
Adam Vinatieri	54	vs. CLE	12/09/01
10. Stephen Gostkowski	53	at ARZ	09/11/16
Stephen Gostkowski	53	at BUF	10/12/14
Stephen Gostkowski	53	at HOU	12/01/13
Stephen Gostkowski	53	vs. TB	09/22/13
Stephen Gostkowski	53	vs. ARZ	09/16/12
Stephen Gostkowski	53	at DEN	10/11/09
Adam Vinatieri	53	vs. KC	12/04/00
Jason Staurovsky	53	vs. SEA	10/07/90
Gino Cappelletti	53	at NYJ	11/28/65
19. Stephen Gostkowski	52	at TEN	11/11/18
Stephen Gostkowski	52	vs. MIA	10/29/15
Stephen Gostkowski	52	vs. CHI	11/26/06
Adam Vinatieri	52	at IND	09/13/98
Adam Vinatieri	52	vs. BUF	10/12/97
Greg Davis	52	at ATL	10/15/89

*Game played in Mexico City

**Tied longest field goal in Gillette Stadium history

OPPONENTS LONGEST PLAYS

RUSHING

Name	Yards	Opp.	Date
1. Melvin Gordon	87t	vs. LAC	10/29/17
Jack Larschied	87t	at OAK	10/16/60
3. Thurman Thomas	80t	at BUF	11/18/90
O.J. Simpson	80t	vs. BUF	09/16/73
5. Tony Dorsett	75t	vs. DAL	09/21/81
6. Maurice Jones-Drew	74t	at JAX	12/24/06

PASSING

Name	Yards	Opp.	Date
1. George Shaw to Jerry Tarr	97t	vs. DEN	09/21/62
2. Len Dawson to Frank Pitts	90t	at KC	11/17/68
3. Ken O'Brien to Wesley Walker	88t	at NYJ	11/24/85
4. E. Manning to O. Beckham Jr.	82t	at NYG	11/15/15
5. S. DeBerg to S. Paige	86t	vs. KC	12/02/90
C. Grosscup to D. Maynard	86t	at NY(Titans)	10/06/62

KICKOFF RETURNS

Name	Yards	Opp.	Date
1. Charlie Warner	102t	vs. BUF	11/07/65
2. Terrence McGee	98t	at BUF	10/03/04
3. Tremon Smith	97	vs. KC	10/14/18
4. Mercury Morris	96t	at MIA	12/06/70
5. C.J. Spiller	95t	vs. BUF	09/26/10
6. Mercury Morris	94t	vs. MIA	12/05/71
7. Ode Burrell	93t	at HOU (Oilers)	11/29/64
Elbert Dubenion	93t	at BUF	11/03/62
9. Leon Washington	92t	vs. NYJ	11/13/08
Reggie Barrow	92t	at JAX	12/07/97

PUNT RETURNS

Name	Yards	Opp.	Date
1. Darren Sproles	83t	vs. PHI	12/06/15
2. Adam Jones	81t	at TEN	12/31/06
3. Chris Gamble	76	at CAR	09/18/05
Andre Hastings	76	at NO	10/04/98
Goldie Sellers	76t	at KC	11/17/68
Eugene Mingo	76t	vs. DEN	09/09/60
4. Mike Nelms	75t	at WAS	10/25/81
Nesby Glasgow	75t	vs. BAL (Colts)	11/18/79

INTERCEPTION RETURNS

Name	Yards	Opp.	Date
1. Bryant Westbrook	101t	at DET	11/23/00
2. Malcolm Jenkins	99t	vs. PHI	12/06/15
3. Dick Anderson	94t	vs. MIA	11/24/68
4. Ray Buchanan	90t	vs. IND	12/11/94
5. Lawrence Timmons	89	vs. PIT	11/30/08
6. Al Harris	84	at PHI	12/19/99
7. Leroy Irvin	80	vs. LAR	11/16/80
8. Levi Johnson	76	at DET	10/10/76

PUNTS

Name	Yards	Opp.	Date
1. Andy Lee	82	at SF	10/05/08
2. Bob Parsons	81	at CHI	12/05/82
3. Johnny Hekker	76	vs. LAR	12/04/16
Joe Prokop	76	vs. NYJ	11/05/89
5. James Frasier	75	at DEN	11/11/62
Brian Moorman	75	vs. BUF	09/23/07

FIELD GOALS

Name	Yards	Opp.	Date
1. Michael Koenen	58	at ATL	10/09/05
2. David Akers	57	at PHI	09/14/03
3. Nick Folk	55	vs. NYJ	10/25/15
4. Nick Folk	54	vs. NYJ	10/21/12
Mike Nugent	54	vs. CIN	09/12/10
Morten Anderson	54	at ATL	10/01/95
Norm Johnson	54	at ATL	11/29/92
Dean Biasucci	54	vs. IND	11/11/90
9. Adam Vinatieri	53	vs. IND	10/04/18
Josh Brown	53	at NYG	11/15/15
Caleb Sturgis	53	vs. MIA	12/14/14
Adam Vinatieri	53	at IND	11/16/14
Ryan Lindell	53	vs. BUF	09/10/06
Olindo Mare	53	vs. MIA	10/17/99
Jason Elam	53	at DEN	09/07/98
Pat Leahy	53	vs. NYJ	10/20/85
Uwe von Schamann	53	vs. MIA	10/21/79
17. Dan Carpenter	52	vs. BUF	11/23/15
Caleb Sturgis	52	vs. MIA	10/27/13
Dan Carpenter	52	vs. MIA	11/08/09
Adam Vinatieri	52	at IND	11/02/08
Rian Lindell	52	at BUF	11/18/07
John Kasay	52	at CAR	09/18/05
Neil Rackers	52	at ARZ	09/19/04
Pat Leahy	52	vs. NYJ	10/20/85
Raul Allegre	52	vs. BAL (Colts)	09/04/83
Raul Allegre	52	at BAL (Colts)	10/09/83
Uwe von Schamann	52	vs. MIA	11/13/83
Chris Bahr	52	at CIN	10/15/78

YEAR-BY-YEAR LEADERS

YEAR-BY-YEAR LEADING SCORERS

YR	PLAYER	TD	PAT	FG	Total
1960	Gino Cappelletti	0	30#	8	60
1961	Gino Cappelletti	8	48	17**	147**
1962	Gino Cappelletti	5	38	20	128
1963	Gino Cappelletti	2	35	22**	113**
1964	Gino Cappelletti	7	36#	25**	155**
1965	Gino Cappelletti	9	27	17	132**
1966	Gino Cappelletti	6	35	16	119**
1967	Gino Cappelletti	3	29	16	95
1968	Gino Cappelletti	2	26	15	83
1969	Gino Cappelletti	0	26	14	68
1970	Jim Nance	7	0	0	42
1971	Charlie Gogolak	0	28	12	64
1972	Carl Garrett	5	0	0	30
1973	Jeff White	0	21	14	63
1974	John Smith	0	42	16	90
1975	John Smith	0	33	9	60
1976	John Smith	0	42	15	87
1977	John Smith	0	33	15	78
1978	Horace Ivory	11	0	0	66
1979	John Smith	0	46	23	115*
1980	John Smith	0	51	26	129*
1981	John Smith	0	37	15	82
1982	John Smith	0	6	5	21
1983	Tony Collins	10	0	0	60
1984	Tony Franklin	0	42	22	108
1985	Tony Franklin	0	40	24	112
1986	Tony Franklin	0	44	32*	140*
1987	Tony Franklin	0	37	15	82
1988	Robert Perryman	6	0	0	36

-Also made three 2-point conversions

YR	PLAYER	TD	PAT	FG	Total
1989	Greg Davis	0	13	16	61
1990	Jason Staurovsky	0	19	16	67
1991	Jason Staurovsky	0	10	13	49
1992	Charlie Baumann	0	22	11	55
1993	Scott Sisson	0	15	14	57
1994	Matt Bahr	0	36	27	117
1995	Matt Bahr	0	27	23	96
1996	Adam Vinatieri	0	39	27	120
1997	Adam Vinatieri	0	40	25	115
1998	Adam Vinatieri	0	32	31	127
1999	Adam Vinatieri	0	29	26	107
2000	Adam Vinatieri	0	25	27	106
2001	Adam Vinatieri	0	41	24	113
2002	Adam Vinatieri	0	36	27	117
2003	Adam Vinatieri	0	37	25	112
2004	Adam Vinatieri	0	48	31*	141*
2005	Adam Vinatieri	0	40	20	100
2006	Stephen Gostkowski	0	43	20	103
2007	Randy Moss	23	0	0	138
2008	Stephen Gostkowski	0	40*	36*	148*
2009	Stephen Gostkowski	0	47	26	125
2010	BenJarvus Green-Ellis	13	0	0	78
2011	Stephen Gostkowski	0	59	28	143
2012	Stephen Gostkowski	0	66*	29	153*
2013	Stephen Gostkowski	0	44	38*	158*
2014	Stephen Gostkowski	0	51	35*	156*
2015	Stephen Gostkowski	0	52	33	151*
2016	Stephen Gostkowski	0	46	27	127
2017	Stephen Gostkowski	0	45	37	146
2018	Stephen Gostkowski	0	49	27	130

*NFL Leader

**AFL Leader



John Smith is one of three Patriots along with Gino Cappelletti (1961, 63-66) and Stephen Gostkowski (2008, 2012-15) to lead the NFL in scoring at least twice (1979, 1980).



Sam Cunningham led the Patriots in rushing from 1975-79, totaling 3,836 yards over the five seasons.

RECORDS

YEAR-BY-YEAR LEADING RUSHERS

YR	PLAYER	ATT	YDS	AVG	LG	TD
1960	Alan Miller	101	416	4.2	33	2
1961	Billy Lott	100	461	4.6	38	5
1962	Ron Burton	134	548	4.1	59	2
1963	Larry Garron	179	750	4.2	47t	2
1964	Larry Garron	183	585	3.2	16	2
1965	Jim Nance	111	321	2.9	20	5
1966	Jim Nance	299*	1458*	4.9	65t	11*
1967	Jim Nance	269*	1216*	4.5	53	7*
1968	Jim Nance	177	593	3.4	30t	4
1969	Jim Nance	193	750	3.9	43	6
1970	Jim Nance	145	522	3.6	21	7
1971	Carl Garrett	181	784	4.3	38	1
1972	Josh Ashton	128	546	4.3	35	3
1973	Sam Cunningham	155	516	3.3	25	4
1974	Mack Herron	231	824	3.6	28	7
1975	Sam Cunningham	169	666	3.9	17	6
1976	Sam Cunningham	172	824	4.8	24	3
1977	Sam Cunningham	270	1015	3.8	31t	4
1978	Sam Cunningham	199	768	3.9	52t	8
1979	Sam Cunningham	159	563	3.5	27	5
1980	Vagas Ferguson	211	818	3.9	44	2
1981	Tony Collins	204	873	4.3	29	7
1982	Tony Collins	164	632	3.9	54	1
1983	Tony Collins	219	1049	4.8	50t	10
1984	Craig James	160	790	4.9	73	1
1985	Craig James	263	1227	4.7	65t	5
1986	Craig James	154	427	2.8	16	4
1987	Tony Collins	147	474	3.2	19	3
1988	John Stephens	297	1168	3.9	52	4

YR	PLAYER	ATT	YDS	AVG	LG	TD
1989	John Stephens	244	833	3.4	35t	7
1990	John Stephens	212	808	3.8	26	2
1991	Leonard Russell	266	959	3.6	24	4
1992	Jon Vaughn	113	451	4.0	36	1
1993	Leonard Russell	300	1088	3.6	21	7
1994	Marion Butts	243	703	2.9	26	8
1995	Curtis Martin	368	1487	4.0	49	14
1996	Curtis Martin	316	1152	3.6	57	14
1997	Curtis Martin	274	1160	4.2	70t	4
1998	Robert Edwards	291	1115	3.8	53	9
1999	Terry Allen	254	896	3.5	39	8
2000	Kevin Faulk	164	570	3.5	18	4
2001	Antowain Smith	287	1157	4.0	44	12
2002	Antowain Smith	252	982	3.9	42t	6
2003	Antowain Smith	182	642	3.5	30	3
2004	Corey Dillon	345	1635	4.7	44	12
2005	Corey Dillon	209	733	3.5	29	12
2006	Corey Dillon	199	812	4.1	50	13
2007	Laurence Maroney	185	835	4.5	59t	6
2008	Sammy Morris	156	727	4.7	35	7
2009	Laurence Maroney	194	757	3.9	45t	9
2010	BenJarvus Green-Ellis	229	1008	4.4	33t	13
2011	BenJarvus Green-Ellis	181	667	3.7	18	11
2012	Stevan Ridley	290	1263	4.4	41	12
2013	Stevan Ridley	178	773	4.3	29	7
2014	Jonas Gray	89	412	4.6	20	5
2015	LeGarrette Blount	165	703	4.3	38t	6
2016	LeGarrette Blount	299	1161	3.9	44	18
2017	Dion Lewis	180	896	5.0	44	6
2018	Sony Michel	209	931	4.5	34t	6

*AFL Leader

YEAR-BY-YEAR LEADERS

YEAR-BY-YEAR LEADING PASSERS

YR	PLAYER	ATT	CMP	PCT.	YDS	TD	LG	INT
1960	Butch Songin	392	187	47.7	2476	22	78	15
1961	Butch Songin	212	98	46.2	1429	14	58T	9
1962	Babe Parilli	253	140	55.3	1988	18	67T	8
1963	Babe Parilli	337	153	45.4	2345	13	77T	24
1964	Babe Parilli	473	228	48.2	3465**	31*	80T	27**
1965	Babe Parilli	426	173	40.6	2597	18	73T	26
1966	Babe Parilli	382	181	47.4	2721	20	63T	20
1967	Babe Parilli	344	161	46.8	2317	19	79T	24
1968	Tom Sherman	226	90	39.8	1199	12	87T	16
1969	Mike Taliaferro	331	160	48.3	2160	19	77	18
1970	Joe Kapp	219	98	44.7	1104	3	48	17
1971	Jim Plunkett	328	158	48.2	2158	19	88T	16
1972	Jim Plunkett	355	169	47.6	2196	8	62	25
1973	Jim Plunkett	376	193	51.3	2550	13	64	17
1974	Jim Plunkett	352	173	49.1	2457	19	69T	22
1975	Steve Grogan	274	139	50.7	1976	11	62T	18
1976	Steve Grogan	302	145	48.0	1903	18	58T	20
1977	Steve Grogan	305	160	52.5	2162	17	68	21
1978	Steve Grogan	362	181	50.0	2824	15	75T	23
1979	Steve Grogan	423	206	48.7	3286	28	63T	20
1980	Steve Grogan	306	175	57.2	2475	18	71	22
1981	Steve Grogan	216	117	54.2	1859	7	76T	16
1982	Steve Grogan	122	66	54.1	930	7	62T	4
1983	Steve Grogan	303	168	55.4	2411	15	76T	12
1984	Tony Eason	431	259	60.1	3228	23	76T	8
1985	Tony Eason	299	168	56.2	2156	11	90T	17
1986	Tony Eason	448	276	61.6	3328	19	49	10
1987	Steve Grogan	161	93	57.8	1183	10	40	9
1988	Doug Flutie	179	92	51.4	1150	8	80T	10

YR	PLAYER	ATT	CMP	PCT.	YDS	TD	LG	INT
1989	Steve Grogan	261	133	51.0	1697	9	55T	14
1990	Marc Wilson	265	139	52.5	1625	6	36	11
1991	Hugh Millen	409	246	60.1	3073	9	60T	18
1992	Hugh Millen	203	124	61.1	1203	8	39	10
1993	Drew Bledsoe	429	214	49.9	2494	15	54T	15
1994	Drew Bledsoe	691*	400*	57.9	4555*	25	62T	27*
1995	Drew Bledsoe	636*	323	50.8	3507	13	47T	16
1996	Drew Bledsoe	623*	373*	59.9	4086	27	84T	15
1997	Drew Bledsoe	522	314	60.2	3706	28	76	15
1998	Drew Bledsoe	481	263	54.7	3637	20	86T	14
1999	Drew Bledsoe	539	305	56.6	3985	19	68T	21
2000	Drew Bledsoe	531	312	58.8	3291	17	59	13
2001	Tom Brady	413	264	63.9	2843	18	91T	12
2002	Tom Brady	601	373	62.1	3764	28*	49T	14
2003	Tom Brady	527	317	60.2	3620	23	82T	12
2004	Tom Brady	474	288	60.8	3692	28	50	14
2005	Tom Brady	530	334	63.0	4110*	26	71	14
2006	Tom Brady	516	319	61.8	3529	24	62T	12
2007	Tom Brady	578	398	68.9*	4806*	50*	69T	8
2008	Matt Cassel	516	327	63.4	3693	21	76T	11
2009	Tom Brady	565	371	65.7	4398	28	81T	13
2010	Tom Brady	492	324	65.9	3900	36*	79T	4
2011	Tom Brady	611	401	65.6	5235	39	99T	12
2012	Tom Brady	637	401	63.0	4827	34	83T	8
2013	Tom Brady	628	380	60.5	4343	25	81T	11
2014	Tom Brady	582	373	64.1	4109	33	69T	9
2015	Tom Brady	624	402	64.4	4770	36*	76T	7
2016	Tom Brady	432	291	67.4	3554	28	79T	2
2017	Tom Brady	581	385	66.3	4577*	32	64T	8
2018	Tom Brady	570	375	65.8	4355	29	63T	11

*NFL Leader **AFL Leader



Jim Plunkett's 88-yard touchdown pass during the 1971 season ranks as the fourth longest in Patriots history.



Ben Coates reigns as the only Patriots tight end to lead the team in receiving five times (1993-95, 97-98).

YEAR-BY-YEAR LEADING RECEIVERS

YR	PLAYER	NO.	YDS	AVG	LG	TD
1960	Jim Colclough	49	666	13.6	61	9
1961	Gino Cappelletti	45	768	17.1	53	8
1962	Jim Colclough	40	868	21.7	78T	10
	Ron Burton	40	461	11.5	69	4
1963	Jim Colclough	42	693	16.5	56T	3
1964	Gino Cappelletti	49	865	17.7	58T	7
1965	Jim Colclough	40	677	16.9	41	3
1966	Art Graham	51	673	13.2	42	4
1967	Art Graham	41	606	14.8	79T	4
1968	Jim Whalen (TE)	47	718	15.3	87T	7
1969	Carl Garrett (RB)	29	267	9.2	34	2
1970	Ron Sellers	38	550	14.5	48	4
1971	Randy Vataha	51	872	17.1	88T	9
1972	Reggie Rucker	44	681	15.5	62	3
1973	Reggie Rucker	53	743	14.0	64	3
1974	Mack Herron (RB)	38	474	12.5	48	5
1975	Randy Vataha	46	720	15.7	47	6
1976	Andy Johnson (RB)	29	343	11.8	53	4
1977	Sam Cunningham (RB)	42	370	8.8	35	1
1978	Russ Francis (TE)	39	543	13.9	53	4
1979	Harold Jackson	45	1013	22.5	59	7
1980	Stanley Morgan	45	991	22.0	71	6
1981	Don Hasselbeck (TE)	46	808	17.6	51	6
1982	Stanley Morgan	28	584	20.9	75T	3
1983	Stanley Morgan	58	863	14.9	50T	2
1984	Derrick Ramsey (TE)	66	792	12.0	34	7
1985	Tony Collins (RB)	52	549	10.6	49	2
1986	Stanley Morgan	84	1491	17.8	44T	10
1987	Tony Collins (RB)	44	347	7.9	29	3
1988	Reggie Dupard (RB)	34	232	6.8	15	0

YR	PLAYER	NO	YDS	AVG	LG	TD
1989	Eric Sievers (TE)	54	615	11.4	46	0
1990	Irving Fryar	54	856	15.9	56	4
1991	Marv Cook (TE)	82	808	9.9	49	3
1992	Irving Fryar	55	791	14.4	54T	4
1993	Ben Coates (TE)	53	659	12.4	54T	8
1994	Ben Coates (TE)	96	1174	12.2	62T	7
1995	Ben Coates (TE)	84	915	10.9	35	6
1996	Terry Glenn	90	1132	12.6	37T	6
1997	Ben Coates (TE)	66	737	11.2	35	8
1998	Ben Coates (TE)	67	668	10.0	33	6
1999	Terry Glenn	69	1147	16.6	67	4
2000	Troy Brown	83	944	11.4	44T	4
2001	Troy Brown	101	1199	11.9	60T	5
2002	Troy Brown	97	890	9.2	38	3
2003	Deion Branch	57	803	14.1	66T	3
2004	David Givens	56	874	15.6	50	3
2005	Deion Branch	78	998	12.8	51	5
2006	Reche Caldwell	61	760	12.5	62T	4
2007	Wes Welker	112*	1175	10.5	42	8
2008	Wes Welker	111	1165	10.5	64	3
2009	Wes Welker	123*	1348	11.0	58	4
2010	Wes Welker	86	848	9.9	35	7
2011	Wes Welker	122*	1569	12.9	99T	9
2012	Wes Welker	118	1354	11.5	59	6
2013	Julian Edelman	105	1056	10.1	44	6
2014	Julian Edelman	92	972	10.6	69T	4
2015	Rob Gronkowski (TE)	72	1176	16.3	76T	11
2016	Julian Edelman	98	1106	11.3	77T	3
2017	Rob Gronkowski (TE)	69	1084	15.7	53T	8
2018	James White (RB)	87	751	8.6	42	7

*NFL Leader

RECORDS

YEAR-BY-YEAR LEADERS

YEAR-BY-YEAR NET YARDS FROM SCRIMMAGE

YR	PLAYER	TOTAL YDS	RUSH	REC.	YR	PLAYER	TOTAL YDS	RUSH	REC.
1960	Alan Miller	700	416	284	1989	John Stephens	1040	833	207
1961	Jim Colcough	794	37	757	1990	John Stephens	1004	808	196
	Billy Lott	794	461	333	1991	Leonard Russell	1040	959	81
1962	Ron Burton	1009	548	461	1992	Irving Fryar	797	6	791
1963	Larry Garron	1168	750	418	1993	Leonard Russell	1333	1088	245
1964	Larry Garron	935	585	350	1994	Ben Coates	1174	0	1174
1965	Gino Cappelletti	680	0	680	1995	Curtis Martin	1748	1487	261
1966	Jim Nance	1561**	1458**	103	1996	Curtis Martin	1485	1152	333
1967	Jim Nance	1412	1216	196	1997	Curtis Martin	1456	1160	296
1968	Jim Whalen	718	0	718	1998	Robert Edwards	1446	1115	331
1969	Carl Garrett	958	691	267	1999	Terry Glenn	1147	0	1147
1970	Jim Nance	670	522	148	2000	Kevin Faulk	1035	570	465
1971	Carl Garrett	1049	784	265	2001	Antowain Smith	1349	1157	192
1972	Carl Garrett	898	488	410	2002	Antowain Smith	1225	982	243
1973	Reggie Rucker	742	-1	743	2003	Kevin Faulk	1078	638	440
1974	Mack Herron	1298	824	474	2004	Corey Dillon	1738	1635	103
1975	Sam Cunningham	919	666	253	2005	Deion Branch	998	0	998
1976	Sam Cunningham	1123	824	474	2006	Corey Dillon	959	812	147
1977	Sam Cunningham	1385	1015	370	2007	Randy Moss	1493	0	1493
1978	Sam Cunningham	1065	768	297	2008	Wes Welker	1191	26	1165
1979	Stanley Morgan	1041	39	1002	2009	Wes Welker	1384	36	1348
1980	Stanley Morgan	1027	36	991	2010	BenJarvus Green-Ellis	1093	1008	85
1981	Tony Collins	1105	873	232	2011	Wes Welker	1599	30	1569
1982	Tony Collins	819	632	187	2012	Wes Welker	1374	20	1354
1983	Tony Collins	1306	1049	257	2013	Julian Edelman	1067	11	1056
1984	Craig James	949	790	159	2014	Rob Gronkowski	1124	0	1124
1985	Craig James	1587	1227	360	2015	Rob Gronkowski	1176	0	1176
1986	Stanley Morgan	1491	0	1491	2016	LeGarrette Blount	1199	1161	38
1987	Tony Collins	821	474	347	2017	Brandin Cooks	1122	40	1082
1988	John Stephens	1266	1168	98	2018	James White	1176	425	751



Tony Collins is one of three Patriots, along with Sam Cunningham and Wes Welker, to lead the team in net yards from scrimmage four times.



Maurice Hurst's six seasons as the leading interceptor are the most by any Patriot (1989-94).

YEAR-BY-YEAR LEADING INTERCEPTORS

YR	PLAYER	NO.	YDS	AVG	LG	TD	YR	PLAYER	NO.	YDS	AVG	LG	TD
1960	Gino Cappelletti	4	68	17.0	24	0	1991	Fred Marion	4	17	4.3	16	0
	Harry Jacobs	4	26	6.5	14	0	1992	Maurice Hurst	3	21	7.0	21	0
1961	Don Webb	5	153	30.6	59	2		Jerome Henderson	3	43	14.3	34	0
1962	Ross O'Hanley	5	83	16.6	28	0		Maurice Hurst	3	29	9.7	27	0
1963	Bob Suci	7	277	39.6	98	2	1993	Maurice Hurst	4	53	13.3	24	0
1964	Ron Hall	11	148	13.5	50	0	1994	Maurice Hurst	7	68	9.7	24	0
1965	Ron Hall	3	35	11.7	29	0	1995	Vincent Brown	4	1	0.3	1	0
	Nick Buoniconti	3	31	10.3	26	0	1996	Willie Clay	4	50	12.5	35	0
1966	Ron Hall	6	159	26.5	87	0	1997	Willie Clay	6	109	18.2	53†	1
1967	Nick Buoniconti	4	7	1.8	7	0	1998	Ty Law	9*	133	14.8	59†	1
	Don Webb	4	91	22.8	41	0	1999	Lawyer Milloy	4	17	4.3	17	0
1968	Leroy Mitchell	7	41	5.9	20	0	2000	Ty Law	2	32	16.0	32	0
1969	Larry Carroll	4	114	28.5	38	0		Lawyer Milloy	2	2	1.0	2	0
	John Charles	4	46	11.5	25†	1		Tebucky Jones	2	20	10.0	20	0
	Ed Philpott	4	37	9.2	16	0	2001	Otis Smith	5	181	36.2	78†	2*
1970	Daryl Johnson	2	51	25.5	42	0	2002	Ty Law	4	33	8.3	29	0
1971	Larry Carwell	5	72	14.4	53†	1		Terrrell Buckley	4	50	12.5	39	0
1972	Honor Jackson	4	133	33.3	55	0	2003	Ty Law	6	112	18.7	65†	1
1973	Ron Bolton	6	65	10.8	56	0		Iyrone Poole	6	81	13.5	44	0
1974	Ron Bolton	7	18	2.6	10	0	2004	Eugene Wilson	4	51	12.8	24	0
1975	Ron Bolton	5	33	6.6	15	0	2005	Asante Samuel	3	15	5.0	15	0
1976	Mike Haynes	8	90	11.3	28	0		Ellis Hobbs	3	8	2.7	8	0
1977	Mike Haynes	5	54	10.8	22	0	2006	Asante Samuel	10†	120	12.0	33	0
1978	Mike Haynes	6	123	20.5	50	1	2007	Asante Samuel	6	89	14.8	42	1
1979	Raymond Clayborn	5	56	11.2	27	0	2008	Brandon Meriweather	4	25	6.3	19	0
1980	Raymond Clayborn	5	87	17.4	29	0	2009	Brandon Meriweather	5	149	29.8	56	1
1981	Rick Sanford	3	28	9.3	21	0		Leigh Bodden	5	60	12.0	53†	1
	Tim Fox	3	20	6.7	20	0	2010	Devin McCourty	7	110	15.7	50	1
1982	Mike Haynes	4	26	6.5	26	0	2011	Kyle Arrington	7†	92	13.1	28	0
1983	Rick Sanford	7	24	3.4	16	0	2012	Devin McCourty	5	53	10.6	34	0
1984	Raymond Clayborn	3	197	37.0	83	0	2013	Logan Ryan	5	82	16.4	79†	1
1985	Fred Marion	8	189	23.0	83	0	2014	Devin McCourty	2	70	35.0	60	0
1986	Ronnie Lippett	8	76	9.5	43	0		Darrelle Revis	2	0	0.0	0	0
1987	Fred Marion	4	53	13.3	25	0		Logan Ryan	2	0	0.0	0	0
1988	Raymond Clayborn	4	65	16.3	31	0		Jamie Collins	2	0	0.0	0	0
	Fred Marion	4	47	11.8	22	0	2015	Logan Ryan	4	39	9.8	25	0
	Roland James	4	30	7.5	22	0	2016	Malcolm Butler	4	28	7.0	21	0
1989	Maurice Hurst	5	31	6.2	16†	1	2017	Duron Harmon	4	12	3.0	12	0
1990	Maurice Hurst	4	61	15.3	36	0	2018	Duron Harmon	4	0	0.0	0	0
	Ronnie Lippett	4	94	23.5	73	0							

*NFL Leader

YEAR-BY-YEAR LEADERS

YEAR-BY-YEAR SACK LEADERS

YR	PLAYER	SACKS	YR	PLAYER	SACKS	YR	PLAYER	SACKS
1960	Jack Rudolph, LB	3.0	1981	Tony McGee, DE	5.5	2001	Bobby Hamilton, DL	7.0
1961	Rommie Loudd, LB	7.0	1982	Don Blackmon, LB	4.5	2002	Richard Seymour, DL	5.5
1962	Larry Eisenhauer, DE	5.5	1983	Andre Tippett, LB	8.5		Willie McGinest, LB	5.5
1963	Larry Eisenhauer, DE	9.0	1984	Andre Tippett, LB	18.5	2003	Mike Vrabel, LB	9.5
1964	Larry Eisenhauer, DE	7.5	1985	Andre Tippett, LB	16.5	2004	Willie McGinest, LB	9.5
1965	Larry Eisenhauer, DE	9.5	1986	Garin Veris, DE	11.0	2005	Rosevelt Colvin, LB	7.0
1966	Jim Lee Hunt, DT	9.0	1987	Andre Tippett, LB	12.5	2006	Rosevelt Colvin, LB	8.5
1967	Houston Antwine, DT	6.0	1988	Brent Williams, DE	8.0	2007	Mike Vrabel, LB	12.5
1968	Houston Antwine, DT	7.5	1989	Brent Williams, DE	8.0	2008	Richard Seymour, DL	8.0
1969	Houston Antwine, DT	5.0	1990	Brent Williams, DE	6.0	2009	Tully Banta-Cain LB	10.0
1970	Ron Berger, DE	9.0	1991	Andre Tippett, LB	8.5	2010	Mike Wright, DL	5.5
1971	Steve Kiner, LB	6.5	1992	Andre Tippett, LB	7.0	2011	Mark Anderson, DE	10.0
1972	Julius Adams, DE	4.0	1993	Chris Slade, LB	9.0		Andre Carter, DE	10.0
1973	Julius Adams, DE	8.0	1994	Chris Slade, LB	9.5	2012	Rob Ninkovich, DL	8.0
1974	Julius Adams, DE	8.0	1995	Willie McGinest, DE	11.0	2013	Chandler Jones, DE	11.5
1975	Tony McGee, DE	9.0	1996	Willie McGinest, DE	9.5	2014	Rob Ninkovich, DL	8.0
1976	Tony McGee, DE	9.5	1997	Chris Slade, LB	9.0	2015	Chandler Jones, DE	12.5
1977	Tony McGee, DE	12.0	1998	Henry Thomas, DT	6.5	2016	Trey Flowers, DL	7.0
1978	Tony McGee, DE	11.5	1999	Willie McGinest, DE	9.0	2017	Trey Flowers, DL	6.5
1979	Tony McGee, DE	10.5	2000	Willie McGinest, DE	6.0	2018	Trey Flowers, DL	7.5
1980	Julius Adams, DE	9.0		Greg Spires, DE	6.0			



Tony McGee recorded six seasons as the Patriots sack leader, the most by a defensive end (1975-79, 81).



Tom Yewcic led the Patriots in punting for five years (1961-65) with an overall average of 39.3 yards.

YEAR-BY-YEAR LEADING PUNTERS

YR	PLAYER	NO.	YDS	AVG	LG	YR	PLAYER	NO	YARDS	AVG	LG
1960	Tom Greene	61	2235	36.9	66	1990	Brian Hansen	90	3752	41.7	69
1961	Tom Yewcic	64	2406	37.6	64	1991	Shawn McCarthy	66	2650	40.2	93
1962	Tom Yewcic	69	2654	38.5	56	1992	Shawn McCarthy	103	4212	41.0	61
1963	Tom Yewcic	73	2880	38.9	65	1993	Mike Saxon	73	3096	42.4	59
1964	Tom Yewcic	73	2787	38.2	63	1994	Pat O'Neill	69	2841	41.2	67
1965	Tom Yewcic	76	3094	40.7	70	1995	Pat O'Neill	41	1514	36.9	57
1966	Jim Fraser	55	2044	37.2	68		Bryan Wagner	37	1557	42.1	57
1967	Terry Swanson	65	2632	40.5	62	1996	Tom Tupa	63	2739	43.5	62
1968	Terry Swanson	62	2449	39.5	57	1997	Tom Tupa	78	3569	45.8	73
1969	Tom Janik	70	2903	41.5	56	1998	Tom Tupa	74	3294	44.5	64
1970	Tom Janik	86	3364	39.1	57	1999	Lee Johnson	90	3735	41.5	58
1971	Tom Janik	87	3249	37.3	58	2000	Lee Johnson	89	3798	42.7	62
1972	Pat Studstill	75	2859	38.1	57	2001	Ken Walter	49	1964	40.1	58
1973	Bruce Barnes	55	2134	38.8	53	2002	Ken Walter	70	2723	38.9	55
1974	Bruce Barnes	45	1604	35.6	50	2003	Ken Walter	76	2865	37.7	52
1975	Mike Patrick	83	3223	38.8	62	2004	Josh Miller	56	2350	42.0	69
1976	Mike Patrick	67	2688	40.1	52	2005	Josh Miller	76	3431	45.1	59
1977	Mike Patrick	65	2354	36.2	64	2006	Josh Miller	43	1848	43.0	62
1978	Jerrel Wilson	54	1921	35.6	57	2007	Chris Hanson	44	1821	41.4	64
1979	Eddie Hare	83	3038	36.6	58	2008	Chris Hanson	49	2143	43.7	70
1980	Mike Hubach	63	2392	38.0	69	2009	Chris Hanson	56	2221	39.7	56
1981	Rich Camarillo	47	1959	41.7	75	2010	Zoltan Mesko	58	2505	43.2	65
1982	Rich Camarillo	49	2140	43.7	76	2011	Zoltan Mesko	57	2648	46.5	65
1983	Rich Camarillo	81	3615	44.6	70	2012	Zoltan Mesko	60	2585	43.1	62
1984	Rich Camarillo	48	2020	42.1	61	2013	Ryan Allen	76	3491	45.9	65
1985	Rich Camarillo	92	3953	43.0	75	2014	Ryan Allen	66	3060	46.4	67
1986	Rich Camarillo	89	3746	42.1	64	2015	Ryan Allen	73	3358	46.0	67
1987	Rich Camarillo	62	2489	40.1	73	2016	Ryan Allen	72	3217	44.7	57
1988	Jeff Feagles	91	3482	38.3	74	2017	Ryan Allen	58	2515	43.4	60
1989	Jeff Feagles	63	2392	38.0	64	2018	Ryan Allen	64	2885	45.1	66

RECORDS

YEAR-BY-YEAR LEADERS

YEAR-BY-YEAR LEADING KICKOFF RETURNERS

YR	PLAYER	NO	YDS	AVG.	LG	TD	YR	PLAYER	NO	YDS	AVG.	LG	TD
1960	Dick Christy	24	617	25.7	46	0	1989	Sammy Martin	24	584	24.3	38	0
1961	Larry Garron	16	438	27.4	89	1	1990	Sammy Martin	25	515	20.6	38	0
1962	Larry Garron	24	686	28.6	95†	1	1991	Jon Vaughn	34	717	21.1	99†	1
1963	Larry Garron	28	693	24.8	58	0	1992	Jon Vaughn	20	564	28.2	100†	1
1964	J.D. Garrett	32	749	23.4	42	0	1993	Ray Crittenden	23	478	20.8	44	0
1965	Jay Cunningham	17	374	22.0	45	0	1994	Ray Crittenden	24	460	19.2	36	0
1966	Joe Bellino	18	410	22.8	43	0	1995	David Meggett	38	964	25.4	62	0
1967	Jay Cunningham	30	627	20.9	41	0	1996	David Meggett	34	781	23.0	54	0
1968	Willie Porter	36	812	22.6	61	0	1997	David Meggett	33	816	24.7	61	0
1969	Carl Garrett	28	792	28.3	63	0	1998	Derrick Cullors	45	1085	24.1	68	0
1970	Odell Lawson	25	546	21.8	52	0	1999	Kevin Faulk	39	943	24.2	95	0
1971	Carl Garrett	24	538	22.4	37	0	2000	Kevin Faulk	38	816	21.5	40	0
1972	Carl Garrett	16	410	25.6	49	0	2001	Kevin Faulk	33	662	20.1	42	0
1973	Mack Herron	41	1092	26.6	92†	1	2002	Deion Branch	36	863	24.0	63	0
1974	Mack Herron	28	629	22.5	62	0	2003	Bethel Johnson	30	847	28.2	92†	1
1975	Allen Carter	32	879	27.5	99†	1	2004	Bethel Johnson	41	1016	24.8	93†	1
1976	Jess Phillips	14	397	28.4	71	0	2005	Bethel Johnson	31	694	22.4	54	0
1977	Raymond Clayborn	28	869	31.0*	101†*	3*	2006	Laurence Maroney	28	783	28.0	77	0
1978	Raymond Clayborn	27	636	23.6	60	0	2007	Ellis Hobbs	35	911	26.0	108†	1
1979	Allan Clark	37	816	22.1	38	0	2008	Ellis Hobbs	45	1281	28.5	95†	1
1980	Horace Ivory	36	992	27.6*	98†	1*	2009	Laurence Maroney	13	279	21.5	52	0
1981	Tony Collins	39	773	19.8	30	0	2010	Brandon Tate	41	1057	25.8	103†	2
1982	Ricky Smith	24	567	23.6	98†	1	2011	Danny Woodhead	20	437	21.9	37	0
1983	Ricky Smith	42	916	21.8	53	0	2012	Devin McCourty	27	654	24.2	104†	1
1984	Tony Collins	25	544	21.8	46	0	2013	LeGarrette Blount	17	494	29.1	83	0
1985	Stephen Starring	48	1012	21.1	53	0	2014	Danny Amendola	20	482	24.1	81	0
1986	Stephen Starring	36	802	22.3	52	0	2015	Keshawn Martin	10	257	25.7	75	0
1987	Stephen Starring	23	445	19.3	43	0	2016	Cyrus Jones	8	180	22.5	43	0
1988	Sammy Martin	31	735	23.7	95†	1	2017	Dion Lewis	23	570	24.8	103†*	1
							2018	Cordarrelle Patterson	23	663	28.8	95†	1



Stephen Starring is one of only six Patriots to record more than 1,000 yards on kickoff returns in a single season.



Carl Garrett averaged 15.5 yards per punt return in 1971, tied for the highest single-season average by any Patriot (Julian Edelman, 2012).

YEAR-BY-YEAR LEADING PUNT RETURNERS

YR	PLAYER	NO	YDS	AVG.	LG	TD	YR	PLAYER	NO	YDS	AVG.	LG	TD
1960	Dick Christy	8	73	9.1	29	0	1989	Sammy Martin	19	164	8.6	28	0
1961	Ron Burton	8	128	16.0	62	0	1990	Irving Fryar	28	133	4.8	17	0
1962	Ron Burton	21	122	5.8	22	0	1991	Jerome Henderson	27	201	7.4	39	0
1963	Bob Suci	25	233	9.3	22	0	1992	Walter Stanley	28	227	8.1	50	0
1964	Dave Cloutier	20	136	6.8	40	0	1993	Troy Brown	25	224	9.0	19	0
1965	Ron Burton	15	61	4.1	12	0	1994	Troy Brown	24	202	8.4	38	0
1966	Vic Purvis	5	43	8.6	18	0	1995	David Meggett	45	383	8.5	23	0
1967	Joe Bellino	15	129	8.6	18	0	1996	David Meggett	52	588	11.3	60†	1
1968	Willie Porter	22	135	6.1	24	0	1997	David Meggett	45	467	10.4	47	0
1969	Carl Garrett	12	159	13.3	45	0	1998	Troy Brown	17	225	13.2	39	0
1970	Carl Garrett	17	168	9.9	62	0	1999	Troy Brown	38	405	10.7	52	0
1971	Carl Garrett	8	124	15.5	50	0	2000	Troy Brown	39	504	12.9	66†	1
1972	Carl Garrett	6	36	6.0	27	0	2001	Troy Brown	29	413	14.2*	85†	2
1973	Mack Herron	27	282	10.4	54	0	2002	Troy Brown	24	175	7.3	27	0
1974	Mack Herron	35	517	14.8	66	0	2003	Troy Brown	29	293	10.1	23	0
1975	Darryl Stingley	15	113	7.5	29	0	2004	Kevin Faulk	20	133	6.7	16	0
1976	Mike Haynes	45	608	13.5	89†	2	2005	Tim Dwight	32	273	8.5	29	0
1977	Stanley Morgan	16	220	13.8	53	0	2006	Kevin Faulk	31	330	10.6	43	0
	Mike Haynes	24	200	8.3	46	0	2007	Wes Welker	25	249	10.0	35	0
1978	Stanley Morgan	32	335	10.5	48	0	2008	Wes Welker	24	237	9.9	44	0
1979	Stanley Morgan	29	289	10.0	80†	1	2009	Wes Welker	27	338	12.5	69	0
1980	Roland James	33	331	10.0	75†	1	2010	Julian Edelman	21	321	15.3	94†	1
1981	Stanley Morgan	15	116	7.7	26	0	2011	Julian Edelman	28	296	10.6	72†	1
1982	Ricky Smith	16	139	8.7	19	0	2012	Julian Edelman	17	263	15.5	68†	1
1983	Ricky Smith	38	398	10.5	55	0	2013	Julian Edelman	35	374	10.7	43	0
1984	Irving Fryar	36	347	9.6	55	0	2014	Julian Edelman	25	299	12.0	84†	1
1985	Irving Fryar	37	520	14.1*	85†*	2**	2015	Danny Amendola	23	276	12.0	82	0
1986	Irving Fryar	35	366	10.5	59†	1	2016	Julian Edelman	15	135	9.0	23	0
1987	Irving Fryar	18	174	9.7	36	0	2017	Danny Amendola	27	231	8.6	40	0
1988	Irving Fryar	38	398	10.5	30	0	2018	Julian Edelman	20	154	7.7	25	0

*NFL Leader

**tied for NFL lead

YEAR-BY-YEAR LEADERS

YEAR-BY-YEAR ALL PURPOSE YARDS LEADERS

YR	PLAYER	RUSH		REC		OFF		PUNT RET		KICK RET		RET	DEF	TOT
		NO.	YDS	NO.	YDS	YDS	NO.	YDS	NO.	YDS	YDS	YDS		
1960	Richard Christy	78	363	26	268	631	8	73	24	617	690	0		1321
1961	Larry Garron	69	389	24	341	730	0	0	16	438	438	0		1168
1962	Ron Burton	134	548	40	461	1009	21	122	13	238	360	0		1369
1963	Larry Garron	179	750	26	418	1168	1	23	28	693	716	0		1884
1964	Larry Garron	183	585	40	350	935	0	0	10	198	198	0		1133
1965	Gino Cappelletti	0	0	37	680	680	0	0	0	0	0	0		680
1966	Jim Nance	299	1458	8	103	1561	0	0	0	0	0	0		1561
1967	Jim Nance	269	1216	22	196	1412	0	0	0	0	0	0		1412
1968	Willie Porter	0	0	0	0	0	22	135	36	812	947	0		947
1969	Carl Garrett	137	691	29	267	958	12	159	28	792	951	0		1909
1970	Carl Garrett	88	272	26	216	488	17	168	24	511	679	0		1167
1971	Carl Garrett	181	784	22	265	1049	8	124	24	538	662	0		1711
1972	Carl Garrett	131	488	30	410	898	6	36	16	410	446	0		1344
1973	Mack Herron	61	200	18	265	465	27	282	41	1092	1374	0		1839
1974	Mack Herron	231	824	38	474	1298	35	517	28	629	1146	0		2444
1975	Andy Johnson	117	488	26	294	782	6	60	10	188	248	0		1030
1976	Sam Cunningham	172	824	27	299	1123	0	0	0	0	0	0		1123
1977	Sam Cunningham	270	1015	42	370	1385	0	0	0	0	0	0		1385
1978	Stanley Morgan	2	11	34	820	831	32	335	1	17	352	0		1183
1979	Stanley Morgan	7	39	44	1002	1041	29	289	1	12	12	0		1342
1980	Horace Ivory	42	111	12	95	206	0	0	36	992	992	0		1198
1981	Tony Collins	204	873	26	232	1105	3	15	39	773	788	0		1893
1982*	Tony Collins	164	632	19	187	819	0	0	0	0	0	0		819
1983	Ricky Smith	0	0	0	0	0	38	398	42	916	1314	0		1314
1984	Tony Collins	138	550	16	100	650	0	0	25	544	544	0		1194
1985	Craig James	263	1227	27	360	1587	0	0	0	0	0	0		1587
1986	Stanley Morgan	0	0	84	1491	1491	0	0	0	0	0	0		1491
1987	Tony Collins	147	474	44	347	821	0	0	0	0	0	0		821
1988	John Stephens	297	1168	14	98	1266	0	0	0	0	0	0		1266
1989	John Stephens	244	833	21	207	1040	0	0	0	0	0	0		1040
1990	John Stephens	212	808	28	196	1004	0	0	0	0	0	0		1004
1991	Leonard Russell	266	959	18	81	1040	0	0	0	0	0	0		1040
1992	Walter Stanley	3	63	0	0	63	28	227	29	529	756	0		819
1993	Leonard Russell	300	1088	26	245	1333	0	0	0	0	0	0		1333
1994	Ben Coates	0	0	96	1174	1174	0	0	0	0	0	0		1174
1995	Dave Meggett	60	250	52	334	584	45	383	38	964	1347	0		1931
1996	Dave Meggett	40	122	33	292	414	52	588	34	781	1369	0		1783
1997	Dave Meggett	20	60	19	203	263	45	467	33	816	1283	0		1546
1998	Robert Edwards	291	1115	35	331	1446	0	0	0	0	0	0		1446
1999	Kevin Faulk	67	227	12	98	325	10	90	39	943	1033	0		1358
2000	Kevin Faulk	164	570	51	465	1035	6	58	38	816	874	0		1909
2001	Troy Brown	11	91	101	1199	1290	29	413	1	13	426	0		1716
2002	Kevin Faulk	52	271	37	379	650	8	65	26	725	790	0		1440
2003	Kevin Faulk	178	638	48	440	1078	5	66	10	207	273	0		1351
2004	Corey Dillon	345	1635	15	103	1738	0	0	0	0	0	0		1738
2005	Deion Branch	0	0	78	998	998	0	0	0	0	0	0		998
2006	Laurence Maroney	175	745	22	194	939	0	0	28	783	783	0		1722
2007	Wes Welker	4	34	112	1175	1209	25	249	7	176	425	0		1634
2008	Wes Welker	3	26	111	1165	1191	24	237	1	26	263	0		1454
2009	Wes Welker	5	36	123	1348	1384	27	338	2	45	383	0		1767
2010	Brandon Tate	5	62	24	432	494	1	4	41	1057	1061	0		1555
2011	Wes Welker	4	30	122	1569	1599	8	82	0	0	82	0		1681
2012	Wes Welker	2	20	118	1354	1374	25	243	3	33	276	0		1650
2013	Julian Edelman	2	11	105	1056	1067	35	374	0	0	374	0		1441
2014	Julian Edelman	10	94	92	972	1066	25	299	0	0	299	0		1365
2015	Rob Gronkowski	0	0	72	1176	1176	0	0	1	5	5	0		1181
2016	Julian Edelman	12	57	98	1106	1163	15	135	3	44	179	0		1342
2017	Dion Lewis	180	896	32	214	1110	0	0	23	570	570	0		1680
2018	James White	94	225	87	751	1176	0	0	0	0	0	0		1176

*strike year

RECORDS

ALL-TIME TOP 10 SEASON LEADERS

SCORING

RANK	PLAYER	YEAR	TD	PAT	FG	2 PT	PTS
1.	Stephen Gostkowski	2013	0	44	38	0	158
2.	Stephen Gostkowski	2017	0	45	37	0	156
	Stephen Gostkowski	2014	0	51	35	0	156
4.	Gino Cappelletti	1964	7	36	25	1	155
5.	Stephen Gostkowski	2012	0	66	29	0	153
6.	Stephen Gostkowski	2015	0	52	33	0	151
7.	Stephen Gostkowski	2008	0	40	36	0	148
8.	Gino Cappelletti	1961	8	48	17	0	147
9.	Stephen Gostkowski	2011	0	59	28	0	143
10.	Adam Vinatieri	2004	0	48	31	0	141

SEASON RUSHING (BY YARDS)

RANK	PLAYER	YEAR	ATT	YDS	AVG.	LG	TD
1.	Corey Dillon	2004	345	1635	4.7	44	12
2.	Curtis Martin	1995	368	1487	4.0	49	14
3.	Jim Nance	1966	299	1458	4.9	65	11
4.	Stevan Ridley	2012	290	1263	4.4	41	12
5.	Craig James	1985	263	1227	4.7	65t	5
6.	Jim Nance	1967	269	1216	4.5	53	7
7.	John Stephens	1988	297	1168	3.9	52	4
8.	LeGarrette Blount	2016	299	1161	3.9	44	18
9.	Curtis Martin	1997	274	1160	4.2	70t	4
10.	Antowain Smith	2001	287	1157	4.0	44	12

SEASON PASSING (BY YARDS)

RANK	PLAYER	YEAR	ATT	CMP	PCT.	YDS	TD	INT
1.	Tom Brady	2011	611	401	65.6	5235	39	12
2.	Tom Brady	2012	637	401	63.0	4827	34	8
3.	Tom Brady	2007	578	398	68.9	4806	50	8
4.	Tom Brady	2015	624	402	64.4	4770	36	7
5.	Tom Brady	2017	581	385	66.3	4577	32	8
6.	Drew Bledsoe	1994	691	400	57.9	4555	25	27
7.	Tom Brady	2009	565	371	65.7	4398	28	13
8.	Tom Brady	2018	570	375	65.8	4355	29	11
9.	Tom Brady	2013	628	380	60.5	4343	25	11
10.	Tom Brady	2005	530	334	63.0	4110	26	14

SEASON RECEIVING (BY YARDS)

RANK	PLAYER	YEAR	NO.	YDS	AVG.	LG	TD
1.	Wes Welker	2011	122	1569	12.9	99t	9
2.	Randy Moss	2007	98	1493	15.2	65t	23
3.	Stanley Morgan	1986	84	1491	17.8	44t	10
4.	Wes Welker	2012	118	1354	11.5	59	6
5.	Wes Welker	2009	123	1348	11.0	58	4
6.	Rob Gronkowski	2011	90	1327	14.7	52t	17
7.	Randy Moss	2009	83	1264	15.2	71t	13
8.	Troy Brown	2001	101	1199	11.9	60t	5
9.	Rob Gronkowski	2015	72	1176	16.3	76t	11
10.	Wes Welker	2007	112	1175	10.5	42	8

SEASON INTERCEPTIONS (BY NO.)

RANK	PLAYER	YEAR	NO.	YDS	AVG.	LG	TD
1.	Ron Hall	1964	11	148	13.5	50	0
2.	Asante Samuel	2006	10	120	12.0	33	0
3.	Ty Law	1998	9	133	14.8	59t	1
4.	Mike Haynes	1976	8	90	11.3	28	0
4.	Ronnie Lippett	1986	8	76	9.5	43	0
6.	Kyle Arrington	2011	7	92	13.1	28	0
	Devin McCourty	2010	7	110	15.7	50	0
	Maurice Hurst	1994	7	68	9.7	24	0
	Fred Marion	1985	7	189	27.0	83	0
	Rick Sanford	1983	7	24	3.4	16	0
	Ron Bolton	1974	7	18	2.6	10	0
	Leroy Mitchell	1968	7	41	5.9	20	0
	Bob Suci	1963	7	277	39.6	98t	2

SACKS

RANK	PLAYER	YEAR	NO.	SACK YDS
1.	Andre Tippett	1984	18.5	N/A
2.	Andre Tippett	1985	16.5	N/A
3.	Chandler Jones	2015	12.5	89.5
	Andre Tippett	1987	12.5	N/A
	Mike Vrabel	2007	12.5	70.5
6.	Chandler Jones	2013	11.5	73.5
	Tony McGee	1978	11.5	N/A
	Tony McGee	1977	12.0	N/A
9.	Willie McGinest	1995	11.0	96.0
	Garin Veris	1986	11.0	N/A

ALL-PURPOSE YARDS

RANK	PLAYER	YEAR	YDS
1.	Mack Herron	1974	2444
2.	Dave Meggett	1995	1931
3.	Kevin Faulk	2000	1909
	Carl Garrett	1969	1909
5.	Tony Collins	1981	1893
6.	Larry Garron	1963	1884
7.	Mack Herron	1973	1839
8.	Dave Meggett	1996	1783
9.	Wes Welker	2009	1767
10.	Curtis Martin	1995	1748

CAREER 100/300 YARD GAMES

CAREER 100-YARD RUSHING PERFORMANCES

Number	Player	W-L-T
17	Jim Nance	11-4-2
14	Curtis Martin	9-5-0
11	Corey Dillon	10-1-0
11	Sam Cunningham	8-3-0
8	Don Calloun	7-1-0
8	Tony Collins	7-1-0
7	John Stephens	5-2-0
7	Craig James	4-3-0
7	Stevan Ridley	7-0-0
6	Antowain Smith	6-0-0
6	LeGarrette Blount	6-0-0
5	Laurence Maroney	5-0-0
5	Leonard Russell	3-2-0
4	BenJarvus Green-Ellis	4-0-0
4	Sony Michel	4-0-0
4	Sammy Morris	4-0-0
4	Andy Johnson	3-1-0
4	Robert Edwards	2-2-0
3	Larry Garron	3-0-0
3	Horace Ivory	3-0-0
2	Terry Allen	1-1-0
2	Ron Burton	1-1-0
2	Carl Garrett	1-1-0
2	Dion Lewis	2-0-0
1	Josh Ashton	1-0-0
1	Brandon Bolden	1-0-0
1	Dick Christy	1-0-0
1	Vagas Ferguson	1-0-0
1	J.D. Garrett	1-0-0
1	Jonas Gray	1-0-0
1	Steve Grogan	1-0-0
1	Michael LeBlanc	1-0-0
1	Mosi Tatupu	1-0-0
1	Fred Taylor	1-0-0
1	Mark Van Eeghen	1-0-0
1	Jon Vaughn	1-0-0
1	Shane Vereen	1-0-0
1	Mack Herron	0-1-0
1	Scott Lockwood	0-1-0
1	Robert Weathers	0-1-0
162	Total	127-31-2*

*The Patriots have twice had multiple 100-yard rushers in the same game.

CAREER 300-YARD PASSING GAMES

Number	Player	W-L-T
87	Tom Brady	72-15-0
26	Drew Bledsoe	17-9-0
12	Steve Grogan	3-9-0
7	Babe Parilli	3-2-2
7	Tony Eason	2-5-0
3	Matt Cassel	2-1-0
3	Hugh Millen	2-1-0
1	Jim Plunkett	1-0-0
1	Matt Cavanaugh	0-1-0
1	Tom Ramsey	0-1-0
1	Butch Songin	0-1-0
1	Tom Yewcic	0-1-0
150	Total	102-46-2

CAREER 100-YARD RECEIVING PERFORMANCES

Number	Player	W-L-T
38	Stanley Morgan	19-19-0
28	Rob Gronkowski	24-4-0
28	Wes Welker	22-6-0
18	Randy Moss	17-1-0
13	Terry Glenn	11-2-0
13	Troy Brown	9-4-0
12	Irving Fryar	5-7-0
11	Julian Edelman	8-3-0
9	Ben Coates	5-4-0
9	Jim Colclough	5-3-1
8	Deion Branch	7-1-0
8	Harold Jackson	5-3-0
7	Gino Cappelletti	2-3-2
6	Danny Amendola	4-2-0
6	David Givens	5-1-0
6	Ron Sellers	2-4-0
5	Art Graham	2-2-1
5	Vincent Brisby	4-1-0
5	David Patten	4-1-0
5	Hart Lee Dykes	1-4-0
4	Aaron Hernandez	3-1-0
4	Shawn Jefferson	2-2-0
4	Michael Timpson	2-2-0
4	Randy Vataha	2-2-0
4	Jim Whalen	1-3-0
4	Don Hasselbeck	0-4-0
3	Martellus Bennett	1-2-0
3	Brandon LaFell	2-1-0
3	Stephen Starring	3-0-0
3	Russ Francis	2-1-0
2	Reche Caldwell	2-0-0
2	Tony Collins	1-1-0
2	Brandin Cooks	2-0-0
2	Kevin Faulk	2-0-0
2	Larry Garron	2-0-0
2	Josh Gordon	2-0-0
2	Daniel Graham	2-0-0
2	Chris Hogan	2-0-0
2	Cedric Jones	1-1-0
2	Brandon Lloyd	0-2-0
2	Tony Romeo	1-0-1
2	Reggie Rucker	1-1-0
2	Eric Sievers	1-1-0
2	Tony Simmons	1-1-0
2	Darryl Stingley	2-0-0
1	Dick Christy	1-0-0
1	Aaron Dobson	1-0-0
1	Jabar Gaffney	1-0-0
1	Billy Lott	1-0-0
1	Greg McMurtry	1-0-0
1	Derrick Ramsey	1-0-0
1	Donté Stallworth	1-0-0
1	Brandon Tate	1-0-0
1	Kenbrell Thompkins	1-0-0
1	Shane Vereen	1-0-0
1	Ben Watson	1-0-0
1	Danny Woodhead	1-0-0
1	Bob Adams	0-1-0
1	Don Calhoun	0-1-0
1	Andy Johnson	0-1-0
1	Joe Johnson	0-1-0
1	Aaron Marsh	0-1-0
1	Will Moore	0-1-0
1	James White	0-1-0
325	Total	186-98-4

*The Patriots have had multiple 100-yard receivers in the same game 37 times and are 27-9-1 in those games.

RECORDS

CONSECUTIVE RECORDS

INDIVIDUAL RECORDS

CONSECUTIVE SEASONS PLAYED

19	Tom Brady (2000-18)@
16	Steve Grogan (1975-90)
15	Troy Brown (1993-2007)
14	Bruce Armstrong (1987-2000)
	Steve Nelson (1974-86)

CONSECUTIVE GAMES PLAYED

147	Raymond Clayborn (9/03/78-11/22/87)
112	Tom Brady (9/14/09-1/3/16)
111	Tom Brady (9/30/01-9/7/08)
110	Ray Hamilton (9/16/73-10/26/80)

CONSECUTIVE GAMES STARTED

147	Raymond Clayborn (9/03/78-11/22/87)
112	Tom Brady (9/14/09-1/3/16)
111	Tom Brady (9/30/01-9/7/08)
110	Ray Hamilton (9/16/73-10/26/80)

CONSECUTIVE GAMES SCORING TD

7	Curtis Martin (10/13/96-11/24/96)
6	Rob Gronkowski (11/06/11-12/11/11)
	Stevan Ridley (10/28/12-12/10/12)
	Laurence Maroney (10/18/09-11/30/09)
	Robert Edwards (9/07/98-10/19/98)
5	Eleven Times. Most Recent: LeGarrette Blount (12/4/16-1/01/17)

CONSECUTIVE GAMES RUSHING TD

7	Curtis Martin (10/13/96-11/24/96)
6	Stevan Ridley (10/28/12-12/10/12)
	Laurence Maroney (10/18/09-11/30/09)
	Robert Edwards (09/07/98-10/19/98)
5	LeGarrette Blount (12/04/16-01/01/17)
	LeGarrette Blount (10/09-16-11/13/16)
	Stevan Ridley (10/13/13-11/18/13)
	BenJarvus Green-Ellis (9/26/10-10/31/10)
	Curtis Martin (10/23/95-11/19/95)
	Horace Ivory (10/22/78-11/19/78)

CONSECUTIVE GAMES RECEIVING TD

6	Rob Gronkowski (11/06/11-12/11/11)
5	Rob Gronkowski (12/14/14-9/20/15)
	Rob Gronkowski (10/21/12-12/30/12)
	Rob Gronkowski (12/26/10-9/25/11)
	Randy Moss (10/14/07-11/18/07)
	Daniel Graham (12/27/03-10/10/04)
	Michael Timpson (12/26/93-9/18/94)
	Jimmy Colclough (11/11/62-12/09/62)
4	Chris Hogan (9/17/17-10/5/17)
	Rob Gronkowski (11/3/13-12/1/13)
	Stanley Morgan (9/21/86-10/12/86)
	Stanley Morgan (9/07/80-9/29/80)
	Art Graham (12/17/66-9/17/67)

CONSECUTIVE GAMES PASSING TD

52	Tom Brady (9/12/10-9/29/13)
24	Tom Brady (10/27/13-12/21/14)
16	Tom Brady (12/17/06-12/9/07)
15	Tom Brady (9/10/15-12/27/15)
14	Babe Parilli (12/3/61-9/8/63)

CONSECUTIVE STARTS NO INTERCEPTIONS

11	Tom Brady (10/24/10-1/2/11)
7	Tom Brady (12/18/16-10/1/17)
6	Tony Eason (9/07/86-10/26/86)
5	Tom Brady (10/21/12-11/22/12)
	Tom Brady (12/10/06-9/9/07)
	Drew Bledsoe (10/23/95-11/19/95)

CONSECUTIVE ATTEMPTS NO INTERCEPTIONS

358	Tom Brady (10/17/10-9/12/11)*
264	Tom Brady (12/12/16-10/05/17)
201	Tom Brady (10/14/12-12/02/12)
196	Tom Brady (12/21/14-10/18/15)
190	Tom Brady (9/16/12-10/14/12)
183	Tom Brady (9/20/09-10/25/09)
179	Drew Bledsoe (10/23/95-11/26/95)

CONSECUTIVE ATT. NO INT TO START CAREER

162	Tom Brady (11/23/00-10/28/01)
-----	-------------------------------

CONSECUTIVE GAMES RECEPTIONS MADE

93	Wes Welker (9/9/07-12/30/12)
80	Rob Gronkowski (9/12/10-1/3/16)
63	Ben Coates (12/27/92-12/8/96)

CONSECUTIVE RECEPTIONS MADE FOR TD

8	Mike Vrabel (9/28/02 to 10/28/07)
3	Derrick Ramsey (11/18/84)
	Harold Jackson (9/09/79)

CONSECUTIVE GAMES WITH AN INT

4	Mike Haynes (11/07/76 to 11/28/76)
3	Aqib Talib (9/12/13-9/29/13)
	Devin McCourty (11/21/10-12/6/10)
	Ty Law (11/26/95 to 12/10/95)
	Myron Guyton (11/12/96 to 11/26/96)
	Asante Samuel (9/23/07 to 10/7/07)

CONSECUTIVE FIELD GOALS MADE

31	Stephen Gostkowski (12/07/14-11/23/15)
25	Adam Vinatieri (11/24/96-11/09/97)
23	Adam Vinatieri (10/17/04-12/26/04)
21	Stephen Gostkowski (9/22/13-11/24/13)

CONSECUTIVE GAMES FG MADE

26	Stephen Gostkowski (9/12/11-11/18/12)
17	Matt Bahr (12/18/94-12/16/95)
	Tony Franklin (11/24/85-11/23/86)

CONSECUTIVE PATs MADE

478	Stephen Gostkowski (12/31/06-10/16/16)*
117	Adam Vinatieri (10/27/96-10/31/99)
105	Gino Cappelletti (11/17/63-12/17/66)

*NFL Record

@Current

CONSECUTIVE RECORDS (CONT.)

TEAM RECORDS

CONSECUTIVE VICTORIES (INCL. PLAYOFFS)

21	Oct. 5, 2003 to Oct. 24, 2004*
18	Sept. 9, 2007 to Jan. 20, 2008
13	Jan. 10, 2015 to Nov. 23, 2015
12	Nov. 25, 2001 to Sept. 22, 2002

CONSECUTIVE PLAYOFF VICTORIES

10	Jan. 19, 2002 to Jan. 7, 2006*
5	Jan. 14, 2017 to Jan. 21, 2018
4	Jan. 10, 2015 to Jan. 16, 2016

CONSECUTIVE SHUTOUT VICTORIES

2	vs. Miami, Dec. 12, 1982 and at Seattle Dec. 19, 1982
---	--

CONSECUTIVE HOME VICTORIES

20	Dec. 21, 2008 to Oct. 16, 2011
18	Dec. 29, 2002 to Sept. 8, 2005
16	Dec. 23, 2012 to Dec. 14, 2014
13	Oct. 22, 2017 to Dec. 30, 2018@
12	Nov. 26, 2006 to Sept. 7, 2008

CONSECUTIVE ROAD VICTORIES

14	Sept. 11, 2016 to Dec. 3, 2017
12	Dec. 24, 2006 to Oct. 5, 2008
7	Oct. 19, 2003 to Oct. 3, 2004 Dec. 11, 2005 to Nov. 19, 2006
6	Dec. 7, 2014 to Nov. 15, 2015 Oct. 19, 1986 to Dec. 22, 1986 Sept. 10, 1978 to Nov. 26, 1978

CONSECUTIVE LOSSES

14	Sept. 23, 1990 to Dec. 30, 1990
10	Dec. 22, 1991 to Nov. 8, 1992
9	Oct. 25, 1981 to Dec. 20, 1981 Oct. 8, 1972 to Dec. 3, 1972 Sept. 27, 1970 to Nov. 22, 1970

CONSECUTIVE HOME LOSSES

10	Dec. 24, 1989 to Sept. 9, 1991
6	Nov. 3, 1974 to Sept. 28, 1975 Oct. 15, 1972 to Sept. 23, 1973 Sept. 27, 1970 to Dec. 20, 1970

CONSECUTIVE ROAD LOSSES

8	Sept. 13, 1981 to Dec. 20, 1981 Dec. 6, 1970 to Dec. 12, 1971 Oct. 6, 1968 to Oct. 26, 1969
---	---

CONSECUTIVE GAMES SCORING

150	Dec. 17, 2006 to Sep. 22, 2016
149	Dec. 5, 1993 to Dec. 29, 2002
125	Sept. 28, 1975 to Nov. 13, 1983(6/80)

CONSEC. QUARTERS PATRIOTS SCORELESS

10	Nov. 22, 1992 (vs. N.Y. Jets, 2nd half) to Dec. 6, 1992 (vs. Indianapolis)
----	---

CONSEC. SHUTOUT QUARTERS RECORDED

8	Dec. 12, 1982 (vs. Miami) to Dec. 19, 1982 (at Seattle)
---	---

CONSEC. QUARTERS NOT ALLOWING A TD

10	Dec. 5, 1982 (at Chicago, 2nd half) through Dec. 19, 1982 (at Seattle) (Shutout victories vs. Miami 12/12/82 and at Seattle 12/19/82)
----	--

CONSEC. SERIES GAME PATRIOTS VICTORIES

15	Buffalo Bills, Dec. 27, 2003 to Dec. 26, 2010
11	Buffalo Bills, Jan. 2, 1983 to Dec. 20, 1987
10	San Diego Chargers, Dec. 2, 1973 to Oct. 14, 2001

CONSEC. SERIES GAME PATRIOTS LOSSES

10	Denver Broncos, Nov. 4, 1984 to Sept. 7, 1998
9	N.Y. Jets, Dec. 17, 1966 to Nov. 22, 1970 Miami Dolphins, Sept. 17, 1989 to Nov. 21, 1993

*NFL Record

@Current

RECORDS

PATRIOTS INDIVIDUAL RECORDS

The following records relate to service with the Patriots and reflect only regular season activity; postseason playoff competition is excluded.
 Number of games per season: 1960-1977 (14); 1978-81 (16); 1982 (9); 1983-86 (16); 1987 (15), and 1988-18 (16).

MOST SERVICE

Seasons –	19	Tom Brady, 2000-2018@
	16	Steve Grogan, 1975-90
	15	Troy Brown, 1993-07 Julius Adams, 1971-77, 79-85, 87
	14	Bruce Armstrong, 1987-2000 Steve Nelson, 1974-87
	13	Kevin Faulk, 1999-2011 Stephen Gostkowski, 2006-18@ Tedy Bruschi, 1996-2008 Raymond Clayborn, 1977-89 John Hannah, 1973-85 Stanley Morgan, 1977-89 Mosi Tatupu, 1978-90

Games –

	Player, Pos.	Games	Years
1.	Tom Brady, QB	269@	2000-18
2.	Bruce Armstrong, OT	212	1987-00
3.	Julius Adams, DE	206*	1971-77, 79-85, 87
4.	Stephen Gostkowski, K	200@	2006-18
5.	Mosi Tatupu, RB	194	1978-90
6.	Troy Brown, WR	192	1993-07
7.	Raymond Clayborn, CB	191	1977-89
8.	Tedy Bruschi, LB	189	1996-08
9.	John Hannah, OG	183	1973-85
10.	Stanley Morgan, WR	180	1977-89
11.	Steve Nelson, LB	174	1974-87
12.	Willie McGinest, LB	171	1994-05
13.	Kevin Faulk, RB	161	1999-11
14.	Tom Neville, OT	160	1965-77
	Adam Vinatieri, K	160c	1996-05
16.	Vince Wilfork, DL	158	2004-14
17.	Matthew Slater, WR	157@	2008-18
18.	Matt Light, T	155	2001-11
19.	Pete Brock, C	154	1976-87
20.	Gino Cappelletti, K/WR	153c	1960-70

SERVICE

Games (Cont.) –

	Player, Pos.	Games	Years
21.	Bill Lenkaitis, C	151	1971-81
	Andre Tippett, LB	151	1982-93^
23.	Steve Grogan, QB	149	1975-90
24.	Jim Lee Hunt, DT	146	1960-70
25.	Roland James, SS	145	1980-90
26.	Fred Marion, FS	144	1982-91
27.	Houston Antwine, DT	142	1961-71
	Ben Coates, TE	142	1991-99
29.	Ty Law, CB	141	1995-04
	Lonie Paxton, LS	141	2000-08
31.	Len St. Jean, OG	140c	1964-73
32.	Devin McCourty, DB	139@	2010-18
33.	Don Webb, DB	134	1961-71
34.	Ray Hamilton, NT	132	1973-81
35.	Logan Mankins, G	130	2005-13
	Jon Morris, C	130	1964-74
37.	Irving Fryar, WR	129	1984-92
38.	Patrick Chung, S	128@	2009-12, 14-18
39.	Larry Izzo, LB	127	2001-08
	Chris Slade, LB	127	1993-00
41.	Jim Colclough, WR	126	1960-68
	Johnny Rembert, LB	126	1983-92
43.	Ted Johnson, LB	125	1995-04
	Mike Vrabel, LB	125	2001-08
45.	Drew Bledsoe, QB	124	1993-01
	Steve King, LB	124	1973-81
	Charlie Long, OT	124	1961-69
48.	Vincent Brown, LB	123	1988-95
	Rob Ninkovich	123	2009-16
50.	Ronnie Lippett, CB	122	1983-91
	Lawrence McGrew, LB	122	1980-89

c - consecutive games played **@** - active

***** - J. Adams DNP in 1986.

^ - A. Tippett DNP in 1989

PATRIOTS INDIVIDUAL RECORDS

SCORING

MOST POINTS

Career –	1,743	Stephen Gostkowski, 2006-2018
	1,158	Adam Vinatieri, 1996-05
	1,130	Gino Cappelletti, 1960-70
	692	John Smith, 1974-82
	482	Rob Gronkowski, 2010-18
Season –	442	Tony Franklin, 1984-87
	408	Stanley Morgan, 1977-89
	158	Stephen Gostkowski, 2013 (44-xp, 38-fg)
Game –	156	Stephen Gostkowski, 2017 (45-xp, 37-fg)
	156	Stephen Gostkowski, 2014 (51-xp, 35-fg)
	155	Gino Cappelletti, 1964 (7-td, 36-xp, 1-2pt, 25-fg)
	153	Stephen Gostkowski, 2012 (66-xp, 29-fg)
	151	Stephen Gostkowski, 2015 (52-xp, 33-fg)

Game –	28	Gino Cappelletti vs. HOU, Dec. 18, 1965 (2-td, 4-xp, 4-fg)
	24	Jonas Gray at IND, Nov. 16, 2014 (4-td)
	24	Randy Moss at BUF, Nov. 18, 2007 (4-td)
	24	Gino Cappelletti vs. BUF, Nov. 15, 1964 (3-td, 4-xp, 1-2pt)

Most Seasons Leading the League –

5	Stephen Gostkowski, 2008, 2012-15
5	Gino Cappelletti, 1961, 63-66
2	John Smith, 1979, 1980

TOUCHDOWNS

MOST TOUCHDOWNS

Career –	80	Rob Gronkowski, 2010-18 (1-r, 79-p)
	68	Stanley Morgan, 1977-89 (67-p, 1-rt)
	50	Ben Coates, 1991-99 (50-p)
		Randy Moss, 2007-10 (50-p)
	49	Sam Cunningham, 1973-79, 1981-82 (43-r, 6-p)
Season –	46	Jim Nance, 1965-71 (45-r, 1-p)
	44	Tony Collins, 1981-87 (32-r, 12-p)
	23	Randy Moss, 2007 (23-p)

Game –	18	LeGarrette Blount, 2016 (18-r)
		Rob Gronkowski, 2011 (17-p, 1-r)
	17	Curtis Martin, 1996 (14-r, 3-p)
	15	Curtis Martin, 1995 (14-r, 1-p)
	13	BenJarvus Green-Ellis, 2010 (13-r)
		Randy Moss, 2009 (13-p)
		Corey Dillon, 2006 (13-r)
		Corey Dillon, 2005 (12-r, 1-p)
		Corey Dillon, 2004 (12-r, 1-p)
		Steve Grogan, 1976 (12-r, 1-rt)
	Stanley Morgan, 1979 (12-p, 1-rt)	
	Antowain Smith, 2001 (12-r, 1-p)	

Game –	4	Jonas Gray at IND, Nov. 16, 2014 (4-r)
		Randy Moss at BUF, Nov. 18, 2007 (4-p)
	3	Accomplished 31 times. Most Recent: Mike Gillislee vs. KC, Sept. 7, 2017 (3-r)

PAT KICKS

MOST PAT KICK ATTEMPTS

Career –	649	Stephen Gostkowski, 2006-18
	374	Adam Vinatieri, 1996-05
	353	Gino Cappelletti, 1960-70
	323	John Smith, 1974-83
	166	Tony Franklin, 1984-87
Season –	74	Stephen Gostkowski, 2007
	66	Stephen Gostkowski, 2012
	59	Stephen Gostkowski, 2011
	52	Stephen Gostkowski, 2015
	51	Stephen Gostkowski, 2014
Game –	8	Stephen Gostkowski vs. IND, Nov. 18, 2012
	7	Stephen Gostkowski vs. TEN, Oct. 18, 2009
Game –	8	Stephen Gostkowski at BUF, Nov. 18, 2007
		John Smith vs. NYJ, Sept. 9, 1979
		David Posey vs. NYJ, Oct. 29, 1978
	7	Stephen Gostkowski vs. NYJ, Nov. 3, 2013
		Stephen Gostkowski vs. NYJ, Nov. 22, 2012
		Stephen Gostkowski at BUF, Sept. 30, 2012
		Stephen Gostkowski at OAK, Dec. 14, 2008
		Stephen Gostkowski vs. WAS., Oct. 28, 2007
		Stephen Gostkowski at MIA, Oct. 21, 2007
		John Smith vs. OAK, Oct. 3, 1976
	Gino Cappelletti vs. BUF, Oct. 22, 1961	

MOST PAT KICKS MADE

Career –	642	Stephen Gostkowski, 2006-18
	367	Adam Vinatieri, 1996-05
	342	Gino Cappelletti, 1960-70
	308	John Smith, 1974-83
	163	Tony Franklin, 1984-87
Season –	74	Stephen Gostkowski, 2007
	66	Stephen Gostkowski, 2012
	59	Stephen Gostkowski, 2011
	52	Stephen Gostkowski, 2015
	51	Stephen Gostkowski, 2014
Game –	8	Stephen Gostkowski vs. IND, Nov. 18, 2012
	8	Stephen Gostkowski vs. TEN, Oct. 18, 2009
Game –	8	Stephen Gostkowski at BUF, Nov. 18, 2007
		John Smith vs. NYJ, Sept. 9, 1979

MISC. SCORING

SAFETY

Game –	1	Accomplished 29 times, most recent: Eric Lee vs. N.Y. Jets 12/31/17
	1	Accomplished 29 times, most recent: Eric Lee vs. N.Y. Jets 12/31/17
Season –	2	Don Blackmon, at Tampa Bay, 10/27/85 and vs. Green Bay, 9/8/85

(NOTE: See fumble section for scoring on fumbles)

MOST TWO-POINT CONVERSIONS

Career –	4	Gino Cappelletti, 1960-70
	3	Julian Edelman, 2009-18
Game –	1	Accomplished many times, most recent: Rob Gronkowski at Pittsburgh, Dec. 17, 2017

PATRIOTS INDIVIDUAL RECORDS

MISC. SCORING (CONT.)

MISSED FG RETURNED FOR TD

91 yds Ron Burton vs. Denver, Nov. 11, 1962

BLOCKED FG RETURNED FOR TD

71 yds Raymond Clayborn at Houston, Oct. 18, 1987

65 yds Mike Haynes at N.Y. Jets, Oct. 5, 1980

62 yds Kyle Arrington vs. Miami, Dec. 14, 2014

58 yds Chandler Jones at Minnesota, Sept. 14, 2014

45 yds Larry Carwell vs. Cincinnati, Sept. 17, 1972

35 yds Kyle Arrington at Miami, Oct. 4, 2010

BLOCKED PUNT RETURNED FOR TD

31 yds Rod McSwain at L.A. Rams, Nov. 16, 1986

29 yds Kyle Van Noy at Chicago, Oct. 21, 2018

20 yds Don Webb vs. San Diego, Dec. 17, 1961

17 yds Mosi Tatupu at New Orleans, Nov. 30, 1986

8 yds Rick Sanford vs. Baltimore, Nov. 18, 1979

4 yds Tedy Bruschi vs. Baltimore, Oct. 6, 1996

3 yds Willie Scott vs. Indianapolis, Nov. 22, 1987

FIELD GOALS

MOST FIELD GOAL ATTEMPTS

Career – 420 Stephen Gostkowski, 2006-18

333 Gino Cappelletti, 1960-70

321 Adam Vinatieri, 1996-05

191 John Smith, 1974-83

125 Tony Franklin, 1984-87

Season – 41 Stephen Gostkowski, 2013
Tony Franklin, 1986

40 Stephen Gostkowski, 2017
Stephen Gostkowski, 2008

39 Adam Vinatieri, 1998
Gino Cappelletti, 1964

Game

7 Jason Staurovsky, vs. IND, Dec. 3, 1989

Gino Cappelletti vs. CIN, Nov. 16, 1969

Gino Cappelletti vs. BUF, Sept. 24, 1967

Gino Cappelletti vs. SD, Sept. 20, 1964

6 Stephen Gostkowski vs. LAC, Oct. 29, 2017

Adam Vinatieri vs. JAX, Sept. 22, 1996

Gino Cappelletti vs. NYJ, Sept. 27, 1964

Gino Cappelletti at DEN, Oct. 4, 1964

Gino Cappelletti vs. HOU, Dec. 18, 1965

Most Seasons Leading League

3 Stephen Gostkowski, 2008, 2013-14

Gino Cappelletti, 1961, 63-64

2 Adam Vinatieri, 2004

Tony Franklin, 1986

MOST FIELD GOALS MADE

Career – 367 Stephen Gostkowski, 2006-18

263 Adam Vinatieri, 1996-05

176 Gino Cappelletti, 1960-70

128 John Smith, 1974-83

93 Tony Franklin, 1984-87

FIELD GOALS (CONT.)

MOST FIELD GOALS MADE (CONT.)

Season – 38 Stephen Gostkowski, 2013

37 Stephen Gostkowski, 2017

36 Stephen Gostkowski, 2008

35 Stephen Gostkowski, 2014

33 Stephen Gostkowski, 2015

Game

6 Gino Cappelletti vs. Denver, Oct. 4, 1964

5 Stephen Gostkowski vs. Kansas City, Oct. 14, 2018

Stephen Gostkowski vs. Cincinnati, Oct. 5, 2014

Adam Vinatieri vs. Buffalo, Nov. 14, 2004

Adam Vinatieri vs. Jacksonville, Sept. 22, 1996

Jason Staurovsky vs. Indianapolis, Dec. 3, 1989

Game (No Misses)

6 Gino Cappelletti vs. Denver, Oct. 4, 1964

5 Stephen Gostkowski vs. Kansas City, Oct. 14, 2018

Stephen Gostkowski vs. Cincinnati, Oct. 5, 2014

Adam Vinatieri vs. Buffalo, Nov. 14, 2004

Longest Made

62 Stephen Gostkowski at Oakland, Nov. 19, 2017*

58 Stephen Gostkowski vs. Carolina, Oct. 1, 2017

57 Stephen Gostkowski at Dallas, Oct. 11, 2015

Adam Vinatieri at Chicago, Nov. 10, 2002

Adam Vinatieri at St. Louis, Dec. 13, 1998

Matt Bahr at Miami, Nov. 12, 1995

54 Stephen Gostkowski at N.Y. Giants Nov. 15, 2015

Stephen Gostkowski vs. New Orleans, Oct. 13, 2013

Adam Vinatieri vs. Cleveland, Dec. 12, 2001

Most 50-Yard Field Goals Made

Career – 25 Stephen Gostkowski (2006-18)

8 Adam Vinatieri (1996-05)

3 Tony Franklin (1984-87)

Season

5 Stephen Gostkowski, 2013

4 Stephen Gostkowski, 2017

Stephen Gostkowski, 2015

Accomplished 8 times. Most Recent:

Stephen Gostkowski, 2018

Game

2 Stephen Gostkowski at Oakland*, Nov. 19, 2017 (62.5)

Stephen Gostkowski at Houston, Dec. 1, 2013 (53.53)

Stephen Gostkowski vs. Arizona, Sept. 16, 2012 (51.53)

*Mexico City

RUSHING

MOST RUSHING ATTEMPTS

Career – 1,385 Sam Cunningham, 1973-79, 1981-82

1,323 Jim Nance, 1965-71

1,191 Tony Collins, 1981-87

958 Curtis Martin, 1995-97

891 John Stephens, 1988-92

Season

368 Curtis Martin, 1995

345 Corey Dillon, 2004

316 Curtis Martin, 1996

300 Leonard Russell, 1993

299 LeGarrette Blount, 2016

Jim Nance, 1966

PATRIOTS INDIVIDUAL RECORDS

RUSHING (CONT.)

MOST RUSHING ATTEMPTS (CONT.)

Game –

40	Curtis Martin vs. NYJ, Sept. 14, 1997 (199 yds)
38	Jim Nance vs. OAK, Oct. 30, 1966 (208 yds)
37	Jonas Gray at IND, Nov. 16, 2014 (201 yds)
36	Curtis Martin vs. BUF, Oct. 23, 1995 (127 yds)
35	Curtis Martin vs. IND, Nov. 24, 1996 (141 yds)
	Curtis Martin at NYJ, Nov. 5 1995 (166 yds)
	Michael LeBlanc vs. BUF Oct. 11, 1987 (146 yds)
	John Stephens vs. CHI, Oct. 30, 1988 (124 yds)

Seasons Leading League –

3	Jim Nance, 1966-67, 69
---	------------------------

MOST RUSHING YARDS

Career –

5,453	Sam Cunningham, 1973-79, 1981-82
5,323	Jim Nance, 1965-71
4,647	Tony Collins, 1981-87
3,799	Curtis Martin, 1995-97
3,607	Kevin Faulk, 1999-11
3,391	Don Calhoun, 1975-81

Season –

1,635	Corey Dillon, 2004
1,487	Curtis Martin, 1995
1,458	Jim Nance, 1966
1,263	Stevan Ridley, 2012
1,227	Craig James, 1985
1,216	Jim Nance, 1967

Game –

212	Tony Collins vs. N.Y. Jets, Sept. 18, 1983 (23 att.)
208	Jim Nance vs. Oakland, Oct. 30, 1966 (38 att.)
201	Jonas Gray at Indianapolis, Nov. 16, 2014 (37 att.)
199	Curtis Martin vs. N.Y. Jets, Sept. 14, 1997 (40 att.)
196	Robert Edwards at St. Louis, Dec. 13, 1998 (24 att.)
189	LeGarrette Blount vs. Buffalo, Dec. 29, 2013 (24 att.)
185	Jim Nance vs. Buffalo, Sept. 24, 1967 (34 att.)

Seasons Leading League –

2	Jim Nance, 1966-67
---	--------------------

LONGEST RUN FROM SCRIMMAGE

85	Larry Garron vs. Buffalo, Oct. 22, 1961 (TD)
80	Carl Garrett vs. Miami, Nov. 9, 1969 (TD)
77	Robert Weathers vs. Baltimore, Sept. 4, 1983
	Ron Burton at Denver, Oct. 23, 1960

HIGHEST AVERAGE RUSHING GAIN

Career (450 Attempts) –

4.31	LeGarrette Blount, 2013-16 (677-2,917)
4.34	Stevan Ridley, 2011-14 (649-2,817)
4.22	Corey Dillon, 2004-06 (753-3,180)
4.22	Craig James, 1984-88 (585-2,469)
4.18	Laurence Maroney, 2006-09 (582-2,430)
4.17	Kevin Faulk, 1999-11 (864-3,607)
4.16	Carl Garrett, 1969-72 (537-2,235)
4.14	Don Calhoun, 1975-81 (820-3,391)

HIGHEST AVERAGE RUSHING GAIN (CONT.)

Season (100 Attempts) –

5.59	Don Calhoun, 1976 (129-721)
5.45	Mosi Tatupu, 1983 (106-578)
5.05	LeGarrette Blount, 2013 (153-772)
5.04	Carl Garrett, 1969 (137-691)
4.98	Dion Lewis, 2017 (180-896)
4.94	Craig James, 1984 (160-790)
4.91	Horace Ivory, 1978 (141-693)

Game (10 Attempts) –

11.60	Larry Garron vs. Buffalo, Oct. 22, 1961 (10-116)
11.36	Sam Cunningham at Buffalo, Oct. 20, 1974 (11-125)
11.14	Laurence Maroney vs. Miami, Dec. 23, 2007 (14-156)

MOST RUSHING TOUCHDOWNS

Career –

45	Jim Nance, 1965-71
43	Sam Cunningham, 1973-79, 1981
37	Corey Dillon, 2004-06
35	Steve Grogan, 1975-90
34	LeGarrette Blount, 2013-2016
32	Curtis Martin, 1995-97
	Tony Collins, 1981-87
29	BenJarvus Green-Ellis, 2008-11

Season –

18	LeGarrette Blount, 2016
14	Curtis Martin, 1996
	Curtis Martin, 1995
13	BenJarvus Green-Ellis, 2010
	Corey Dillon, 2006
12	Stevan Ridley, 2012
	Corey Dillon, 2005
	Corey Dillon, 2004
	Antowain Smith, 2001
	Steve Grogan, 1976

Game –

4	Jonas Gray at Indianapolis, Nov. 16, 2014
3	Mike Gillislee vs. Kansas City, Sept. 7, 2017
	LeGarrette Blount vs. Seattle, Nov. 13, 2016
	LeGarrette Blount vs. Jacksonville, Sept. 27, 2015
	Corey Dillon vs. Detroit, Dec. 3, 2006
	Curtis Martin, vs. Miami, Nov. 3, 1996
	Mosi Tatupu at L.A. Rams, Dec. 11, 1983
	Tony Collins vs. N.Y. Jets, Sept. 18, 1983
	Sam Cunningham at Buffalo, Oct. 20, 1974

Seasons Leading League –

1	LeGarrette Blount, 2016
	Jim Nance, 1966

MOST RUSHING TOUCHDOWNS

17	Jim Nance (1965-71)
14	Curtis Martin (1995-97)
11	Corey Dillon (2004-06)
	Sam Cunningham (1973-79, 81-82)

MOST 1,000-YARD SEASONS

3	Curtis Martin (1995-97)
2	Jim Nance (1965-71)

PATRIOTS INDIVIDUAL RECORDS

PASSING

MOST PASSING YARDS

Career –	70,514	Tom Brady, 2000-18
	29,657	Drew Bledsoe, 1993-01
	26,886	Steve Grogan, 1975-90
	16,747	Babe Parilli, 1961-67
	10,732	Tony Eason, 1983-89

Season –	5,235	Tom Brady, 2011
	4,827	Tom Brady, 2012
	4,806	Tom Brady, 2007
	4,770	Tom Brady, 2015
	4,577	Tom Brady, 2017
4,555	Drew Bledsoe, 1994	

Game –

517	Tom Brady at Miami, Sept. 12, 2011
466	Tom Brady at Buffalo, Sept. 20, 2015
447	Tom Brady at New Orleans, Sept. 17, 2017
443	Tom Brady vs. San Francisco, Dec. 16, 2012
432	Tom Brady vs. Pittsburgh, Nov. 3, 2013
426	Drew Bledsoe vs. Minnesota, Nov. 13, 1994
423	Tom Brady vs. San Diego, Sept. 18, 2011

Seasons Leading League –

3	Tom Brady, 2005, 2007, 2017
1	Drew Bledsoe, 1994
	Babe Parilli, 1964

HIGHEST COMPLETION PERCENTAGE

Career –	64.0	Tom Brady, 2000-18
	58.4	Tony Eason, 1983-89
	56.3	Drew Bledsoe, 1993-01
	52.3	Steve Grogan, 1975-90

Season (100 Attempts) –

.689	Tom Brady, 2007 (578-398)
.674	Tom Brady, 2016 (432-291)
.663	Tom Brady, 2017 (581-385)
.659	Tom Brady, 2010 (492-324)
.658	Tom Brady, 2018 (570-375)
.657	Tom Brady, 2009 (565-371)
.656	Tom Brady, 2011 (611-401)

Game (20 Attempts) –

.885	Tom Brady vs. Jacksonville, Dec. 27, 2009 (26-23)
.857	Tom Brady vs. Chicago, Oct. 26, 2014 (35-30)
.853	Tom Brady vs. Tennessee, Oct. 18, 2009 (34-29)
.846	Tom Brady at Buffalo, Nov. 3, 2002 (26-22)
.840	Tom Brady at Miami, Nov. 21, 2007 (25-21)
.829	Tom Brady vs. Cincinnati, Oct. 16, 2016 (35-29)
.815	Tom Brady at Atlanta, Oct. 9, 2005 (27-22)

Seasons Leading League –

1	Tom Brady, 2007
	Babe Parilli, 1961

MOST COMPLETIONS

Career –	6,004	Tom Brady, 2000-18
	2,544	Drew Bledsoe, 1993-01
	1,879	Steve Grogan, 1975-90
	1,140	Babe Parilli, 1961-67
	876	Tony Eason, 1983-89

MOST COMPLETIONS (CONT.)

Season –	402	Tom Brady, 2015
	401	Tom Brady, 2012
		Tom Brady, 2011
	400	Drew Bledsoe, 1994
	398	Tom Brady, 2007
	385	Tom Brady, 2017

Game –

45	Drew Bledsoe vs. Minnesota, Nov. 13, 1994*
39	Tom Brady vs. Buffalo, Sept. 14, 2009
39	Tom Brady vs. Kansas City, Sept. 22, 2002
	Drew Bledsoe at Pittsburgh, Dec. 16, 1995
38	Tom Brady at Buffalo, Sept. 20, 2015
	Tom Brady vs. Detroit, Nov. 23, 2014

MOST PASS ATTEMPTS

Career –	9,375	Tom Brady, 2000-18
	4,518	Drew Bledsoe, 1993-01
	3,593	Steve Grogan, 1975-90

Season –

691	Drew Bledsoe, 1994
637	Tom Brady, 2012
636	Drew Bledsoe, 1995
628	Tom Brady, 2013

Game –

70	Drew Bledsoe vs. Minnesota, Nov. 13, 1994*
65	Tom Brady vs. San Francisco, Dec. 16, 2012
60	Drew Bledsoe at Pittsburgh, Dec. 16, 1995
59	Tom Brady at Buffalo Sept. 20, 2015
	Steve Grogan vs. New Orleans, Nov. 12, 1989

LONGEST PASS COMPLETION

99t	Tom Brady at MIA, Sept. 12, 2011 (to Wes Welker)**
91t	Tom Brady at IND, Oct. 21, 2001 (to David Patten)
90t	Tony Eason at CHI, Sept. 15, 1985 (to Craig James)
88t	Jim Plunkett vs. BAL, Dec. 19, 1971 (to Randy Vataha)
87t	Tom Sherman vs. NYJ, Oct. 27, 1968 (to Jim Whalen)
86t	Drew Bledsoe at PIT, Dec. 6, 1998 (to Terry Glenn)
84t	Drew Bledsoe vs. MIA, Nov. 3, 1996 (to Ben Coates)

FEWEST INTERCEPTIONS THROWN

Career (500 Attempts) –

13	Matt Cassel, 2005-08
24	Butch Songin, 1960-61
28	Hugh Millen, 1991-92
44	Mike Taliaferro, 1968-70
48	Tony Eason, 1983-89

FEWEST INTERCEPTIONS THROWN

Season (100 Attempts) –

2	Tom Brady, 2016 (432 att.)
	Steve Grogan, 1986 (102 att.)
4	Tom Brady, 2010 (492 att.)
	Scott Zolak, 1992 (100 att.)
	Tony Eason, 1989 (105 att.)
	Steve Grogan, 1982 (122 att.)

*NFL Record

**Tied NFL Record

PATRIOTS INDIVIDUAL RECORDS

PASSING (CONT.)

LOWEST INTERCEPTION PERCENTAGE

Season (100 Attempts) –

0.5	Tom Brady, 2016 (2-432)
0.8	Tom Brady, 2010 (4-492)
1.1	Tom Brady, 2015 (7-624)
1.3	Tom Brady, 2012 (8-637)
1.4	Tom Brady, 2017 (8-581)
	Tom Brady, 2007 (8-578)
1.5	Tom Brady, 2014 (9-582)

MOST INTERCEPTIONS THROWN

Career (500 Attempts) –

208	Steve Grogan, 1975-90
171	Tom Brady, 2000-18
138	Babe Parilli, 1961-67
	Drew Bledsoe, 1993-01
87	Jim Plunkett, 1971-75

Season –

27	Drew Bledsoe, 1994
	Babe Parilli, 1964
26	Babe Parilli, 1965
25	Jim Plunkett, 1972
24	Babe Parilli, 1967
	Babe Parilli, 1963

Game (25 Attempts) –

6	Steve Grogan vs. San Francisco, Nov. 30, 1980
	Babe Parilli vs. Denver, Sept. 3, 1967
5	Nine times. Most Recent:
	Drew Bledsoe at Miami, Nov. 21, 1999

MOST TOUCHDOWN PASSES

Career –

517	Tom Brady, 2000-18
182	Steve Grogan, 1975-90
166	Drew Bledsoe, 1993-01
132	Vito (Babe) Parilli, 1961-67
62	Jim Plunkett, 1971-75

Season –

50	Tom Brady, 2007
39	Tom Brady, 2011
36	Tom Brady, 2015
	Tom Brady, 2010
34	Tom Brady, 2012
33	Tom Brady, 2014
32	Tom Brady, 2017
31	Babe Parilli, 1964

MOST RECEPTIONS

Career –

672	Wes Welker, 2007-12
557	Troy Brown, 1993-07
534	Stanley Morgan, 1977-89
521	Rob Gronkowski, 2010-18
499	Julian Edelman, 2009-18

Season –

123	Wes Welker, 2009
122	Wes Welker, 2011
118	Wes Welker, 2012
112	Wes Welker, 2007
111	Wes Welker, 2008
105	Julian Edelman, 2013

MOST TOUCHDOWN PASSES (CONT.)

Game –

6	Tom Brady vs. Tennessee, Oct. 18, 2009
	Tom Brady at Miami, Oct. 21, 2007
5	Tom Brady vs. Houston, Sept. 24, 2017
	Tom Brady vs. Chicago, Oct. 26, 2014
	Tom Brady at Buffalo, Nov. 18, 2007
	Tom Brady at Dallas, Oct. 14, 2007
	Steve Grogan vs. N.Y. Jets, Sept. 9, 1979
	Babe Parilli at Buffalo, Nov. 15, 1964
	Babe Parilli vs. Miami, Oct. 15, 1967

Quarter –

5	Tom Brady vs. Tennessee, Oct. 18, 2009 (2nd Qtr)*
3	Tom Brady at Miami, Dec. 9, 2018 (2nd Qtr)
	Tom Brady at New Orleans, Sept. 17, 2017 (1st Qtr)
	Tom Brady vs. Chicago, Oct. 26, 2014 (2nd Qtr)
	Tom Brady at N.Y. Jets, Nov. 22, 2012 (2nd Qtr)
	Tom Brady at Buffalo, Nov. 18, 2007 (2nd Qtr)
	Tom Brady at Miami, Oct. 21, 2007 (2nd Qtr)

Most Seasons Leading League –

4	Tom Brady, 2002, 2007, 2010, 2015
1	Steve Grogan, 1979 (tied Brian Sipe of CLE.-28)
	Babe Parilli, 1964

MOST 300-YARD PASSING GAMES

87	Tom Brady (2000-18)
26	Drew Bledsoe (1993-01)
12	Steve Grogan (1975-90)

MOST 3,000-YARD PASSING SEASONS

16	Tom Brady (2000-18)
7	Drew Bledsoe (1993-01)

MOST 4,000-YARD PASSING SEASONS

10	Tom Brady (2000-18)
2	Drew Bledsoe (1993-01)

*NFL Record

**Tied NFL Record

RECORDS

RECEIVING

Game –

16	Wes Welker at Buffalo, Sept. 25, 2011 (217 yds)
	Troy Brown, vs. Kansas City (OT), Sept. 22, 2002 (176)
15	Wes Welker vs. N.Y. Jets, Nov. 22, 2009 (192)
13	Julian Edelman at Miami, Dec. 15, 2013 (139)
	Julian Edelman vs. N.Y. Jets, Sept. 12, 2013 (78)
	Wes Welker vs. Denver, Oct. 7, 2012 (104)
	Wes Welker vs. Jacksonville, Dec. 27, 2009 (138)
	Wes Welker vs. Philadelphia, Nov. 25, 2007 (149)
	Deion Branch, at San Diego, Sept. 29, 2002 (128)
	Terry Glenn at Cleveland, Oct. 3, 1999 (214)

PATRIOTS INDIVIDUAL RECORDS

RECEIVING (CONT.)

MOST RECEPTIONS (CONT.)

Most Seasons Leading League –

3 Wes Welker (2007, 09, 11)

MOST RECEIVING YARDS

Career – 10,352 Stanley Morgan, 1977-89
7,861 Rob Gronkowski 2010-18
7,459 Wes Welker, 2007-12
6,366 Troy Brown, 1993-07
5,726 Irving Fryar, 1984-92
5,471 Ben Coates, 1991-99

Season – 1,569 Wes Welker, 2011
1,493 Randy Moss, 2007
1,491 Stanley Morgan, 1986
1,354 Wes Welker, 2012
1,348 Wes Welker, 2009
1,327 Rob Gronkowski, 2011

Game –

217 Wes Welker at Buffalo, Sept. 25, 2011 (16 rec)
214 Terry Glenn at Cleveland, Oct. 3, 1999 (13)
193 Terry Glenn at Pittsburgh, Dec. 6, 1998 (9)
192 Wes Welker vs. N.Y. Jets, Nov. 22, 2009 (15)
190 Brandon Lloyd vs. San Francisco, Dec. 16, 2012 (10)
183 Randy Moss at N.Y. Jets, Sept. 9, 2007 (9)

Longest Reception –

99t Wes Welker at Miami, Sept. 12, 2011**
91t David Patten at Indianapolis, Oct. 21, 2001
90t Craig James at Chicago, Sept. 15, 1985
88t Randy Vataha vs. Baltimore, Dec. 19, 1971
87t Jim Whalen vs. N.Y. Jets, Oct. 27, 1968
86t Terry Glenn at Pittsburgh, Dec. 6, 1998

HIGHEST AVERAGE GAIN PER RECEPTION

Career (150 Minimum) –

20.3 Harold Jackson, 1978-81 (156-3,162)
19.4 Stanley Morgan, 1977-89 (534-10,352)
17.7 Jim Colclough, 1960-68 (283-5,001)
17.3 Shawn Jefferson, 1996-99 (178-3,087)
17.1 Randy Vataha, 1971-76 (178-3,055)
16.2 Jim Whalen, 1965-69 (153-2,487)

Season (35 Minimum) –

23.4 Stanley Morgan, 1981 (44-1,029)
22.8 Stanley Morgan, 1979 (44-1,002)
22.5 Harold Jackson, 1979 (45-1,013)
22.0 Stanley Morgan, 1980 (45-991)
21.7 Jim Colclough, 1962 (40-868)

Game (4 Minimum) –

36.4 Stanley Morgan vs. Miami, Nov. 8, 1981 (5-182)
35.5 Stanley Morgan vs. San Francisco, Nov. 30, 1980 (4-142)
Jim Colclough vs. N.Y. Jets, Oct. 6, 1962 (4-142)
35.0 Aaron Marsh vs. N.Y. Jets, Sept. 22, 1968 (4-140)
34.0 Stanley Morgan at Balt., Nov. 26, 1978 (5-170)

MOST TOUCHDOWN RECEPTIONS

Career – 79 Rob Gronkowski, 2010-18
67 Stanley Morgan, 1977-89
50 Ben Coates, 1991-99
Randy Moss, 2007-10
42 Gino Cappelletti, 1960-68
39 Jim Colclough, 1960-68

MOST TOUCHDOWN RECEPTIONS (CONT.)

Season – 23 Randy Moss, 2007*
17 Rob Gronkowski, 2011
13 Randy Moss, 2009
12 Rob Gronkowski, 2014
Stanley Morgan, 1979
11 Rob Gronkowski, 2015
Rob Gronkowski, 2012
Randy Moss, 2008

Game –

4 Randy Moss at Buffalo, Nov. 18, 2007
3 Accomplished 14 Times. Most Recent:
Martellus Bennett at Cleveland, Oct. 9, 2016

Quarter –

3 Randy Moss at Buffalo, Nov. 18, 2007 (2nd Q)**
2 Accomplished 15 times. Most Recent:
Chris Hogan vs. Houston, Sept. 24, 2017 (2nd Q)

Most Seasons Leading League –

2 Randy Moss (2007, 09)
1 Rob Gronkowski (2011)
Stanley Morgan (1979)

MOST 100-YARD RECEIVING GAMES

38 Stanley Morgan (1977-89)
28 Rob Gronkowski (2010-18)
28 Wes Welker (2007-12)
18 Randy Moss (2007-10)

MOST 1,000-YARD RECEIVING SEASONS

5 Wes Welker (2007-09, 2011-12)
4 Rob Gronkowski (2011, 2014-15, 2017)
3 Randy Moss (2007-09)
Stanley Morgan (1979, 81, 86)
2 Julian Edelman (2013, 16)
Terry Glenn (1996, 99)

*NFL Record

** Tied NFL Record

PATRIOTS INDIVIDUAL RECORDS

INTERCEPTIONS

MOST INTERCEPTIONS

Career –	36	Ty Law, 1995-04 Raymond Clayborn, 1977-89
	29	Ron Hall, 1961-67 Roland James, 1980-90 Fred Marion, 1982-91
	28	Mike Haynes, 1976-82

Season –	11	Ron Hall, 1964
	10	Asante Samuel, 2006
	9	Ty Law, 1998
	8	Ronnie Lippett, 1986 Mike Haynes, 1976

Game –	3	Eight Times. Most Recent: Leigh Bodden vs. N.Y. Jets, Nov. 22, 2009
---------------	---	--

MOST INTERCEPTION RETURN YARDAGE

Career –	583	Ty Law, 1995-04
	555	Raymond Clayborn, 1977-89
	476	Ron Hall, 1961-67
	457	Fred Marion, 1982-91
	420	Ronnie Lippett 1983-91

Season –	277	Bob Suci, 1963
	189	Fred Marion, 1985
	182	Prentice McCray, 1976
	181	Otis Smith, 2001
	159	Ron Hall, 1966

MOST PUNTS

Career –	468	Rich Camarillo, 1981-87
	409	Ryan Allen, 2013-18
	377	Tom Yewcic, 1961-66
	243	Tom Janik, 1969-71
	222	Mike Patrick, 1975-78
	215	Tom Tupa, 1996-98

Season –	103	Shawn McCarthy, 1992
	92	Rich Camarillo, 1985
	91	Jeff Feagles, 1988
	90	Lee Johnson, 1999 Brian Hansen, 1990
	89	Lee Johnson, 2000 Rich Camarillo, 1986

Game –	11	Ryan Allen, vs. N.Y. Jets, Sept. 12, 2013 Shawn McCarthy, vs. New Orleans, Nov. 8, 1992 Rich Camarillo at Chicago, Sept. 15, 1985 Rich Camarillo at Dallas, Nov. 22, 1984 Jim Fraser vs. N.Y. Jets, Oct. 2, 1966
	10	Ten Times, Most Recent: Ryan Allen at Denver, Nov. 29, 2015

MOST INT. RETURN YARDAGE (CONT.)

Game –	118	Prentice McCray at N.Y. Jets, Nov. 21, 1976 (2)
	115	Fred Marion at Seattle, Nov. 17, 1985 (2)
	110	Bob Suci vs. Houston, Nov. 1, 1963 (2)
	100	Jimmy Hitchcock, vs. Miami, Nov. 23, 1997 (1)
	99	Rick Sanford at Chicago, Dec. 5, 1982 (1)

Longest Return –

100	Jimmy Hitchcock, vs. Miami, Nov. 23, 1997 (TD)
99	Rick Sanford at Chicago, Dec. 5, 1982 (TD)
98	Bob Suci vs. Houston, Nov. 1, 1963 (TD)
91	Darius Butler at Houston, Jan. 3, 2010 (TD)
90	Victor Green at N.Y. Jets, Sept. 15, 2002 (TD)

TOUCHDOWNS

Career –	6	Ty Law, 1995-04
	4	Tedy Bruschi, 1996-08
	3	Asante Samuel, 2003-07

Season –	2	Tedy Bruschi LB, 2003 Tedy Bruschi, LB, 2002 Ty Law CB, 2001 Otis Smith CB, 2001 Ronnie Lippett DB, 1987 Prentice McCray S, 1976 Bob Suci DB, 1963 Don Webb DB, 1961
-----------------	---	---

Game –	2	Prentice McCray at N.Y. Jets, Nov. 21, 1976
---------------	---	---

PUNTING

MOST PUNTING YARDS

Career –	19,922	Rich Camarillo, 1981-87
	18,526	Ryan Allen, 2013-18
	14,553	Tom Yewcic, 1961-66
	9,602	Tom Tupa, 1996-98
	9,516	Tom Janik, 1969-71

Season –	4,227	Shawn McCarthy, 1992
	3,953	Rich Camarillo, 1985
	3,798	Lee Johnson, 2000
	3,752	Brian Hansen, 1990
	3,746	Rich Camarillo, 1986

Game –	514	Ryan Allen, vs. N.Y. Jets, Sept. 12, 2013 (11) Rich Camarillo at Chicago, Sept. 15, 1985 (11)
	479	Rich Camarillo at Dallas, Nov. 22, 1984 (11)
	450	Ryan Allen at Denver, Nov. 29, 2015 (10)
	436	Bob Scarpitto vs. Oakland, Oct. 6, 1968 (10)
	427	Rich Camarillo at Oakland, Nov. 1, 1981 (9)

Longest Punt –

93	Shawn McCarthy at Buffalo, Nov. 3, 1991
89	Luke Prestridge vs. Miami, Oct. 21, 1984
87	Bob Scarpitto at Denver, Sept. 29, 1968
82	Luke Prestridge vs. N.Y. Jets, Oct. 28, 1984
76	Lee Johnson, at Cincinnati, Sept. 9, 2001 Rich Camarillo vs. N.Y. Jets, Sept. 19, 1982

PATRIOTS INDIVIDUAL RECORDS

PUNTING (CONT.)

HIGHEST AVERAGE YARDS PER PUNT

Career (100 Punts Minimum) –

45.3	Ryan Allen, 2013-18 (409)
44.7	Tom Tupa, 1996-98 (215)
44.2	Zoltan Mesko, 2010-12 (175)
43.6	Josh Miller, 2004-06 (175)
42.6	Rich Camarillo, 1981-87 (468)
42.3	Lee Johnson, 1999-01 (203)

Season (Qualifiers) –

46.5	Zoltan Mesko, 2011
46.4	Ryan Allen, 2014
46.0	Ryan Allen, 2015
45.9	Ryan Allen, 2013
45.8	Tom Tupa, 1997
45.1	Josh Miller, 2005
	Ryan Allen, 2018

MOST PUNT RETURNS

Career –	252	Troy Brown, 1993-07
	206	Irving Fryar, 1984-92
	177	Julian Edelman, 2009-18
	142	David Meggett, 1995-97
	114	Wes Welker, 2007-12
	111	Mike Haynes, 1976-82

Season –	52	David Meggett, 1996
	45	David Meggett, 1997
		David Meggett, 1995
		Mike Haynes, 1976
	39	Troy Brown, 2000

Game –

10	Ronnie Harris at Pittsburgh, Dec. 5, 1993
7	Kevin Faulk at Green Bay, Nov. 19, 2006
	David Meggett vs. N.Y. Jets, Dec. 10, 1995
	Ray Crittenden vs. Green Bay, Oct. 2, 1994
	Irving Fryar at Dallas, Nov. 22, 1984
6	12 Times. Most Recent: Julian Edelman vs. N.Y. Jets, Sept. 12, 2013

Most Seasons Leading League –

1	Ron Burton, 1962
	Fred Bruney, 1961

MOST PUNT RETURN YARDS

Career –	2,625	Troy Brown, 1993-07
	2,055	Irving Fryar, 1984-91
	1,986	Julian Edelman, 2009-18
	1,438	David Meggett, 1995-97
	1,185	Wes Welker, 2007-12
	1,159	Mike Haynes, 1976-81

Season –	608	Mike Haynes, 1976
	588	David Meggett, 1996
	520	Irving Fryar, 1985
	517	Mack Herron, 1974
	504	Troy Brown, 2000

Game –

156	Mike Haynes vs. Buffalo, Nov. 7, 1976
133	Irving Fryar at Buffalo, Sept. 22, 1985
	Stanley Morgan vs. Buffalo, Nov. 20, 1977
126	Billy Johnson vs. Houston, Nov. 5, 1967
125	Troy Brown vs. Cleveland, Dec. 9, 2001

HIGHEST AVERAGE YARDS PER PUNT (CONT.)

Game (4 Punts Minimum) –

55.6	Tom Tupa, at Indianapolis, Sept. 7, 1997 (5)
55.5	Ryan Allen at Jacksonville, Sept. 16, 2018 (4)
54.3	Pat O'Neill at Detroit, Sept. 25, 1994 (4)
52.6	Ryan Allen at N.Y. Jets, Dec. 21, 2014 (5)
52.5	Ryan Allen vs. New Orleans, Oct. 13, 2013 (4)
52.3	Zoltan Mesko vs. Miami, Dec. 24, 2011 (6)
51.9	Tom Tupa, at Denver, Oct. 6, 1997 (7)
51.8	Ryan Allen vs. Buffalo, Oct. 2, 2016 (6)

HIGHEST NET AVERAGE YARDS PER PUNT

Rookie Season (50 Punts Minimum) –

39.9	Ryan Allen, 2013 (76-3,491)
38.4	Zoltan Mesko, 2010 (58-2,505)

PUNT RETURNS

LONGEST PUNT RETURN

94	Julian Edelman vs. Miami, Jan. 2, 2011 (TD)
89	Mike Haynes vs. Buffalo, Nov. 7, 1976 (TD)
85	Troy Brown, vs. Cleveland, Dec. 9, 2001 (TD)
	Irving Fryar at Buffalo, Sept. 22, 1985 (TD)
84	Julian Edelman vs. Denver, Nov. 2, 2014 (TD)
82	Danny Amendola at N.Y. Giants Nov. 15, 2015
80	Stanley Morgan vs. Baltimore, Nov. 18, 1979 (TD)

HIGHEST PUNT RETURN AVERAGE

Career (20 Returns Minimum) –

12.0	Mack Herron, 1973-75 (74-888)
11.3	Carl Garrett, 1969-72 (43-487)
11.2	Julian Edelman, 2009-18 (177-1,986)
10.4	Wes Welker, 2007-2012 (114-1185)
	Troy Brown, 1993-07 (252-2625)
	Mike Haynes, 1976-82 (111-1159)
	Stanley Morgan, 1977-89 (92-960)

Season (15 Returns) –

15.5	Julian Edelman, 2012
15.3	Julian Edelman, 2010
14.8	Mack Herron, 1974
14.2	Troy Brown, 2001
14.1	Irving Fryar, 1985
13.5	Mike Haynes, 1976

Game (3 Returns) –

39.0	Mike Haynes vs. Buffalo, Nov. 7, 1976 (4)
35.7	Ricky Smith vs. Baltimore, Sept. 4, 1981 (3)

MOST PUNT RETURN TOUCHDOWNS

Career –	4	Julian Edelman, 2009-16
	3	Troy Brown, 1993-07
		Irving Fryar, 1984-91
	2	Mike Haynes, 1976-81

Season –	2	Troy Brown, 2001
		Irving Fryar, 1985
		Mike Haynes, 1976

Game –

1	Accomplished 15 Times, Most Recent: Julian Edelman vs. Denver on Nov. 2, 2014 (84 yds)
---	---

PATRIOTS INDIVIDUAL RECORDS

KICKOFF RETURNS

MOST KICKOFF RETURNS

Career –	181	Kevin Faulk, 1999-2011
	107	Stephen Starring, 1983-87
	105	Ellis Hobbs, 2005-08
		David Meggett, 1995-97
	102	Bethel Johnson, 2003-05
Season –	48	Stephen Starring, 1985
	45	Derrick Cullors, 1998
		Ellis Hobbs, 2008
	42	Ricky Smith, 1983
	41	Brandon Tate, 2010
	Bethel Johnson, 2004	
	Mack Herron, 1973	
Game –	8	Willie Porter vs. NY Jets, Sept. 22, 1968
	7	Bethel Johnson vs. Indianapolis, Nov. 7, 2005
		Deion Branch vs. Kansas City, Sept. 22, 2002
		Deion Branch at Chicago, Nov. 10, 2002
		Kevin Faulk vs. N.Y. Jets, Dec. 22, 2002
		Walter Stanley at Atlanta, Nov. 29, 1992
		Tony Collins vs. Dallas, Sept. 21, 1981

Most Seasons Leading League –

1	Jon Vaughn, 28.2 (20-564), 1992
	Horace Ivory, 27.6 (36-992), 1980
	Raymond Clayborn, 31.0 (28-869), 1977

MOST KICKOFF RETURN YARDS

Career –	4,098	Kevin Faulk, 1999-11
	2,913	Ellis Hobbs, 2005-08
	2,561	David Meggett, 1995-97
	2,557	Bethel Johnson, 2003-05
	2,299	Larry Garron, 1960-68
Season –	1,281	Ellis Hobbs, 2008
	1,092	Mack Herron, 1973
	1,085	Derrick Cullors, 1998
	1,057	Brandon Tate, 2010
	1,016	Bethel Johnson, 2004
Game –	237	Ellis Hobbs vs. Miami, Sept. 21, 2008
	220	Kevin Faulk vs. N.Y. Jets, Dec. 22, 2002
	206	Allen Carter at Baltimore, Dec. 21, 1975
	201	Deion Branch vs. Kansas City, Sept. 22, 2002

MOST FUMBLES

Career –	117	Tom Brady, 2000-18
	81	Steve Grogan, 1975-90
	68	Drew Bledsoe, 1993-01
	49	Sam Cunningham, 1973-79, 1981-82
	42	Babe Parilli, 1961-67
		Tony Collins, 1981-87
Season –	13	Tom Brady, 2003
	12	Tom Brady, 2006
		Tom Brady, 2001
		Steve Grogan, 1979
		Sam Cunningham, 1975
		Mack Herron, 1974

LONGEST KICKOFF RETURN

108	Ellis Hobbs at N.Y. Jets, Sept. 9, 2007 (TD)
104	Devin McCourty vs. N.Y. Jets, Oct. 21, 2012 (TD)
103	Dion Lewis at Denver, Nov. 12, 2017 (TD)
	Brandon Tate at Miami, Oct. 4, 2010 (TD)
101	Raymond Clayborn at Baltimore, Dec. 18, 1977 (TD)
100	Jon Vaughn at Cincinnati, Dec. 20, 1992 (TD)
	Raymond Clayborn at N.Y. Jets, Oct. 2, 1977 (TD)
99	Allen Carter at Baltimore, Dec. 21, 1975 (TD)
	Jon Vaughn at Phoenix, Sept. 29, 1991 (TD)

HIGHEST KICKOFF RETURN AVERAGE

Career (Minimum 30 Returns) –

27.7	Ellis Hobbs, 2005-08 (105-2913)
27.2	Allen Carter, 1975-76 (33-898)
27.0	Raymond Clayborn, 1977-89 (57-1,538)
26.5	Horace Ivory, 1977-81 (45-1,191)

Season (12 Returns) –

31.0	Raymond Clayborn, 1977
29.1	LeGarrette Blount, 2013
28.8	Cordarrelle Patterson, 2018
28.6	Larry Garron, 1962
28.5	Ellis Hobbs, 2008
28.4	Jess Phillips, 1976

Game (3 Returns) –

52.0	Ellis Hobbs at N.Y. Jets, Sept. 9, 2007 (3)
51.0	Brandon Tate at Miami, Oct. 4, 2010 (3)
49.3	Ron Burton vs. Dallas Texans, Nov. 3, 1961 (3)
47.0	Horace Ivory at Baltimore, Oct. 19, 1980 (3)

MOST KICKOFF RETURN TOUCHDOWNS

Career –	3	Raymond Clayborn, 1977-89
		Ellis Hobbs, 2005-08
	2	Kevin Faulk, 1999-2011
		Brandon Tate, 2009-2010
		Bethel Johnson, 2003-05
		Jon Vaughn, 1991-92
	Larry Garron, 1960-68	
Season –	3	Raymond Clayborn, 1977
	2	Brandon Tate, 2010
		Kevin Faulk, 2002
Game –	1	27 times. Most Recent:
		Cordarrelle Patterson at Chicago, Oct. 21, 2018

FUMBLES

Game –

4	Babe Parilli vs. Denver, Nov. 6, 1966
	Scott Zolak at Atlanta, Oct. 1, 1995
3	Five Times. Most recent:
	Tom Brady vs. Houston, Sept. 24, 2017

MOST OWN FUMBLE RECOVERIES

Career –	34	Tom Brady, 2000-18
		Steve Grogan, 1975-90
	27	Drew Bledsoe, 1993-01
	19	Babe Parilli, 1961-67

PATRIOTS INDIVIDUAL RECORDS

FUMBLES (CONT.)

MOST OWN FUMBLE RECOVERIES (CONT.)

Season –	6	Drew Bledsoe, 1999 Steve Grogan, 1987 Babe Parilli, 1963 Ricky Smith, 1983
	5	Tom Brady, 2013 Julian Edelman, 2013 Tom Brady, 2002 Drew Bledsoe, 1993 Babe Parilli, 1964

Game (3 Returns) –

2	Many times. Most Recent: Julian Edelman vs. Buffalo, Dec. 29, 2013
---	---

MOST FORCED FUMBLES (SINCE 1992)

Career –	17	Tedy Bruschi, 1996-08
	16	Willie McGinest, 1994-05 Chris Slade, 1993-00 Mike Vrabel, 2001-08

Season –	5	Jamie Collins, 2015 Rob Ninkovich, 2012 Brandon Spikes, 2012 Mike Vrabel, 2007
-----------------	---	---

Game –

3	Mike Vrabel vs. Washington, Oct. 28, 2007
2	Accomplished nine times. Most recent: Jabaal Sheard at Houston, Dec. 13, 2015

MOST OPPONENT FUMBLE RECOVERIES

Career –	19	Andre Tippett, 1982-88,90-93
	16	Steve Nelson, 1974-87
	15	Willie McGinest, 1994-2005 Jim Hunt, 1960-70
	14	Rob Ninkovich, 2009-16 Raymond Hamilton, 1973-80

Season –	5	Bob Dee, 1961
	4	Accomplished 12 Times. Most Recent: Rob Ninkovich, 2012 Vince Wilfork, 2012

MOST SACKS

Career –	100.0	Andre Tippett, 1982-88,90-93
	79.5	Julius Adams, 1971-77, 79-85, 87
	78.0	Willie McGinest, 1994-05
	70.0	Tony McGee, 1974-81
	54.0	Ray Hamilton, 1973-81

Season –	18.5	Andre Tippett, 1984
	16.5	Andre Tippett, 1985
	12.5	Chandler Jones, 2015 Mike Vrabel, 2007 Andre Tippett, 1987
	12.0	Tony McGee, 1977
	11.5	Chandler Jones, 2013 Tony McGee, 1978
	11.0	Willie McGinest, 1995 Garin Veris, 1986

MOST OPP. FUMBLE RECOVERIES (CONT.)

Game –	3	Steve Nelson vs. Philadelphia, Oct. 8, 1978*
	2	Accomplished 21 times. Most recent: Steve Gregory at N.Y. Jets, Nov. 22, 2012

MOST FUMBLE RETURN YARDS

Career –	101	Brent Williams, 1986-93
	84	Rob Ninkovich, 2009-16
	75	Andre Tippett, 1982-93
	69	Shea McClellin, 2016

Season –	69	Shea McClellin, 2016
	68	Richard Seymour, 2004
	63	Rob Ninkovich, 2010
	54	Brent Williams, 1986
	53	Chad Eaton, 1999

Game –

69	Shea McClellin at Miami, Jan. 1, 2017 (1-opp; TD)
68	Richard Seymour at Buffalo, Oct. 3, 2004 (1-opp)
63	Rob Ninkovich at San Diego, Oct. 24, 2010 (1-opp; TD)
52	Chuck Shonta vs. N.Y. Titans, Sept. 17, 1960 (1-opp)
51	Jim Hunt vs. Houston, Dec. 15, 1968 (1-opp)

LONGEST FUMBLE RETURN

69	Shea McClellin at Miami, Jan 1, 2017
68	Richard Seymour at Buffalo, Oct. 3, 2004 (TD)
63	Rob Ninkovich at San Diego, Oct. 24, 2010
52	Chuck Shonta vs. N.Y. Titans, Sept. 17, 1960 (TD)
51	Jim Hunt vs. Houston, Dec. 15, 1968

MOST FUMBLE RETURN TOUCHDOWNS

Own Fumbles Recovered for TD –

1	Nine times. Most recent: Brandon Lloyd vs. Houston, Dec. 10, 2012
---	--

Opponent Fumbles Recovered for TD –

1	Accomplished many times. Most recent: Jamie Collins at N.Y. Jets, Dec. 27, 2015 (returned 14 yards for TD)
---	--

MOST STRIP SACKS

Season –	5	Mike Vrabel, 2007 (4 recovered by NE)
	4	Rob Ninkovich, 2012 (3 recovered by NE) Mike Vrabel, 2003 (1 recovered by NE)

SACKS*

Rookie Season –

10.5	Garin Veris, 1985
9.0	Chris Slade, 1993

Game –

4.0	Andre Carter at N.Y. Jets, Nov. 13, 2011 Julius Adams at Atlanta, Dec. 4, 1977 Tony McGee at Baltimore, Nov. 16, 1978 Mike Hawkins vs. N.Y. Jets, Sept. 9, 1979
3.5	Andre Tippett at Buffalo, Oct. 26, 1986 Chris Slade vs. San Diego, Nov. 20, 1994
3.0	33 Times. Most Recent: Chandler Jones at Buffalo, Sept. 20, 2015

*Sacks have been an official NFL statistic since 1982. Sack totals shown here reflect all-time Patriots totals.

PATRIOTS INDIVIDUAL RECORDS

SACKS*

PATRIOTS CAREER SACK LEADERS

PATRIOTS CAREER SACK LEADERS			Player	Sacks	Years	
1.	Andre Tippett	100.0	1982-93	19. Jarvis Green	28.0	2002-09
2.	Julius Adams	79.5	1971-77, 79-85, 87	20. Bob Dee	27.5	1960-67
3.	Willie McGinest	78.0	1994-05	21. Rosevelt Colvin	26.5	2003-08
4.	Tony McGee	70.0	1974-81	22. Rod Shoate	23.0	1975-81
5.	Ray Hamilton	54.0	1973-81	Tully Banta-Cain	23.0	2003-06, 09-10
6.	Chris Slade	51.0	1993-00	24. Mel Lunsford	21.5	1973-80
7.	Mike Vrabel	48.0	2001-08	25. Trey Flowers	21.0	2015-18
8.	Larry Eisenhauer	47.5	1961-69	Henry Thomas	21.0	1997-00
9.	Rob Ninkovich	46.0	2009-16	Ty Warren	21.0	2003-10
10.	Brent Williams	43.5	1986-93	28. Dont'a Hightower	20.0	2012-18
11.	Houston Antwine	39.0	1961-71	Steve Nelson	20.0	1974-87
	Richard Seymour	39.0	2001-08	30. Nick Buoniconti	18.0	1962-68
13.	Chandler Jones	36.0	2012-15	31. Ken Sims	17.0	1982-89
	Garin Veris	36.0	1985-91	32. Vincent Brown	16.5	1988-95
15.	Richard Bishop	32.5	1976-81	33. Vince Wilfork	16.0	2004-14
16.	Tedy Bruschi	30.5	1996-08	Johnny Rembert	16.0	1983-92
17.	Jim Lee Hunt	30.0	1960-70	35. Toby Williams	15.0	1983-88
18.	Don Blackmon	29.5	1981-87	Tom Addison	15.0	1960-67
				Mike Jones	15.0	1994-97
				Mike Wright	15.0	2005-11

PATRIOTS TEAM RECORDS

Note: Number of games per season: 1960-1977 (14); 1978-81 (16); 1982 (9); 1983-86 (16); 1987 (15), and 1988-18 (16).

VICTORIES

MOST VICTORIES

Season –	16	2007*
	14	2010, 2004, 2003, 2016
	13	2011, 2017
	12	2015, 2014, 2013, 2012, 2006
	11	2018, 2008, 2001, 1996, 1986, 1985, 1978, 1976

FEWEST VICTORIES

Season –	1	1990
	2	1992, 1981, 1970
	3	1975, 1972, 1967

*-NFL Record

RECORDS

GREATEST REGULAR SEASON COMEBACKS

Rk	Date	Opponent	Largest Deficit	Largest Deficit Score	Final Score
1.	11/24/13	Denver	24 Points	24-0	34-31 (OT)
2.	09/16/84	Seattle	23 Points	23-0	38-23
3.	12/21/96	@ N.Y. Giants	22 Points	22-0	23-22
4.	01/01/12	Buffalo	21 Points	21-0	49-21
	11/10/02	@ Chicago	21 Points	27-6	33-30
	09/19/99	Indianapolis	21 Points	21-0, 28-7	31-28
	11/10/96	@ N.Y. Jets	21 Points	21-0	31-27
8.	11/13/94	Minnesota	20 Points	20-0	26-20

PATRIOTS TEAM RECORDS

MOST POINTS SCORED

<i>Season</i> –	589	2007
	557	2012
	518	2010
	513	2011
	468	2014

Season (Average) –

36.8	2007
34.8	2012
32.4	2010
32.1	2011
29.5	1961

Game –

59	vs. Indianapolis, Nov. 18, 2012
	vs. Tennessee, Oct. 18, 2009
56	at Buffalo, Nov. 18, 2007
	vs. N.Y. Jets, Sept. 9, 1979
55	vs. Pittsburgh, Nov. 3, 2013
	vs. N.Y. Jets, Oct. 29, 1978
52	at Buffalo, Sept. 30, 2012
	vs. Washington, Oct. 28, 2007
	vs. Buffalo, Oct. 22, 1961
51	vs. Jacksonville, Sept. 27, 2015
	vs. Chicago, Oct. 26, 2014

Half –

1st:	45 at Buffalo, Sept. 30, 2012
	vs. Tennessee, Oct. 18, 2009
	41 vs. N.Y. Jets, Oct. 29, 1978
2nd:	42 at Miami, Oct. 21, 2007
	37 vs. Baltimore, Nov. 23, 1980

First Half –

45	vs. Tennessee, Oct. 18, 2009
42	at Miami, Oct. 21, 2007
38	vs. Chicago, Oct. 26, 2014

Second Half/OT –

45	at Buffalo, Sept. 30, 2012
35	accomplished four times.
	Most recent:
	Nov. 18, 2012 vs. Indianapolis

Quarter –

1st:	21 at Oakland, Dec. 14, 2008
	21 vs. N.Y. Jets, Oct. 29, 1978
	21 at Miami, Dec. 15, 1974
2nd:	35 at N.Y. Jets, Nov. 22, 2012
	35 vs. Tennessee, Oct. 18, 2009
3rd:	24 vs. Miami, Dec. 14, 2014
	22 vs. Dallas Texans, Nov. 18, 1960
4th:	31 at Buffalo, Sept. 30, 2012
	28 vs. Pittsburgh, Nov. 3, 2013

Game, Both Teams Combined –

86	NE 55, vs. PIT 31, Nov. 3, 2013
	at BOS 43, OAK 43 (tie), Oct. 16, 1964
84	NE 46, at BAL 38, Oct. 6, 1996
83	NE 43, vs. KC 40, Oct. 14, 2018
	NE 59, IND 24, Nov. 18, 2012

SCORING

FEWEST POINTS SCORED

<i>Season</i> –	143	1982 (9 games)
	149	1970
	181	1990
	192	1972
	205	1992

Game –

0	21 Times: Most Recent:
	vs. Buffalo 16, Patriots 0, Oct. 2, 2016

Game, Both Teams Combined –

3	at NE 3, MIA 0, Dec. 12, 1982
6	NYJ 6, at NE 0, Nov. 28, 1993
	IND 6, at NE 0, Dec. 6, 1992
7	HOU 7, at NE 0, Sept. 21, 1975

GREATEST MARGIN OF VICTORY

<i>Game</i> –	59	at NE 59, TEN 0, Oct. 18, 2009
	53	at NE 56, NYJ 3, Sept. 9, 1979
	46	NE 56, at BUF 10, Nov. 18, 2007
	45	at NE 52, WAS 7, Oct. 28, 2007

GREATEST MARGIN OF DEFEAT

<i>Game</i> –	52	at MIA 52, NE 0, Nov. 12, 1972
	42	at GB (Mil.) 45, NE 3, Oct. 9, 1988
	38	at NYJ 45, NE 7, Sept. 26, 1993
		at CIN 45, NE 7, Dec. 20, 1970
		at MIA 41, NE 3, Oct. 17, 1971

MOST TOUCHDOWNS

<i>Season</i> –	75	2007
	67	2012
	65	2010
	61	2011
	52	2015, 2014, 1980, 1961

Game –

8	vs. Indianapolis, Nov. 18, 2012
	vs. Tennessee, Oct. 18, 2009
	at Buffalo, Nov. 18, 2007
	vs. N.Y. Jets, Sept. 9, 1979
	vs. N.Y. Jets, Oct. 29, 1978
7	Eight times. Most recent:
	vs. Pittsburgh, Nov. 3, 2013

MOST NON-OFFENSIVE TOUCHDOWNS

<i>Season</i> –	9	2010 (4 Int, 2 KO, 1 PR, 1 blocked FG, 1 Fum)
	1961 (2 Int, 2 KO, 2 blocked punts, 3 Fum)	

MOST TWO-POINT CONVERSIONS

<i>Season</i> –	4	1996, 1960
	3	2002, 1995, 1964

Game –

2	at Baltimore, Oct. 6, 1996
---	----------------------------

FEWEST TOUCHDOWNS

<i>Season</i> –	17	1982 (9 games)
	18	1970
	19	1990
	22	1991

MOST PATS

<i>Season</i> –	74	2007
	66	2012
	62	2010

FEWEST PATS

<i>Season</i> –	15	1982 (9 games)
	17	1970
	19	1990, 1991
	22	1992

MOST FGs ATTEMPTED

<i>Season</i> –	41	2013, 1986
	40	2008, 1989, 2017
	39	1998, 1964
	38	1963

Game –

7	vs. IND Dec. 3, 1989
	at CIN, Nov. 16, 1969
	at BUF, Sept. 24, 1967
	at SD, Sept. 20, 1964
6	vs. LAC, Oct. 29, 2017
	vs. JAX, Sept. 22, 1996
	vs. HOU, Dec. 18, 1965
	vs. DEN, Oct. 4, 1964
	vs. NYJ, Sept. 27, 1964

FEWEST FGs ATTEMPTED

<i>Season</i> –	13	1982 (9 games)
	16	1972
	17	1975, 1992
	21	1971, 1977

MOST FGs MADE

<i>Season</i> –	38	2013
	37	2017
	36	2008
	35	2014
	33	2015
	32	1986

Game –

6	at Denver, Oct. 4, 1964
5	5 Times. Most Recent:
	vs. Kansas City, Oct. 14, 2018

FEWEST FGs MADE

<i>Season</i> –	8	1982 (9 gm), 1972,
		1970, 1960
	9	1983, 1975
	11	1992

LONGEST DRIVES

Most Plays –

19	vs. Buffalo, Nov. 9, 2008
	19-92, 9:08, TD
	at N.Y. Jets, Sept. 15, 2002
	19-70, 6:40, FG
18	at Indianapolis, Oct. 22, 2000
	18-89, 8:43, TD
	Buffalo, Dec. 13, 1981,
	18-64, 8:05, FG

PATRIOTS TEAM RECORDS

FIRST DOWNS

MOST TOTAL FIRST DOWNS

Season –	444	2012*
	399	2011
	393	2007
	389	2017
	378	2013
	373	2009

Game –

35	vs. Jacksonville, Sept. 27, 2015
	vs. Denver, Oct. 7, 2012
34	vs. Washington, Oct. 28, 2007
33	at Indianapolis, Nov. 16, 2014
	vs. Pittsburgh, Nov. 3, 2013
	at Buffalo, Sept. 30, 2012
	at Baltimore, Sept. 23, 2012

FEWEST TOTAL FIRST DOWNS

Season –	146	1982 (9 games)
	166	1969
	181	1968
	184	1970
	190	1971

Game –

5	vs. N.Y. Jets, Sept. 19, 1982
	at N.Y. Jets, Nov. 22, 1970
6	vs. N.O., Nov. 8, 1992
	at K.C., Oct. 11, 1970
	vs. K.C., Nov. 21, 1969

MOST RUSHING FIRST DOWNS

Season –	181	1978*
	151	2012
	150	1976
	145	2008
	139	1980

Game –

21	vs. Denver, Nov. 28, 1976
19	at Buffalo, Sept. 30, 2012
18	vs. Denver, Oct. 7, 2012
	vs. N.Y. Jets, Oct. 18, 1976
17	at Indianapolis, Nov. 16, 2014
	vs. Buffalo, Dec. 10, 1978
	at Buffalo, Nov. 5, 1978

MOST TOTAL NET YARDS

Season –	6,848	2011
	6,846	2012
	6,580	2007
	6,357	2009
	6,307	2017
	6,295	2018

Game –

622	at Miami, Sept. 12, 2011
619	vs. Tennessee, Oct. 18, 2009
610	vs. Pittsburgh, Nov. 3, 2013
597	vs. N.Y. Jets, Sept. 9, 1979
580	at Buffalo, Sept. 30, 2012
555	at New Orleans, Sept. 17, 2017

FEWEST RUSHING FIRST DOWNS

Season –	55	1965
	63	1970
	64	1969
	65	1990
	66	1964

Game –

0	at Pittsburgh, Oct. 31, 2004
	at New Orleans, Nov. 30, 1986
	at Buffalo, Oct. 26, 1980
	at N.Y. Jets, Nov. 22, 1970
1	22 times. Most recent:
	vs. Houston Sept. 24, 2017

MOST PASSING FIRST DOWNS

Season –	262	2011
	256	2012
	243	1994, 2007
	232	2017
	229	2015
	228	2014
	225	2013

Game –

25	vs. Chicago, Oct. 26, 2014
23	vs. San Diego, Sept. 18, 2011
22	vs. Detroit, Nov. 23, 2014
	vs. Denver, Nov. 2, 2014
	vs. San Francisco, Dec. 16, 2012
	vs. Buffalo, Sept. 14, 2009
	at Cincinnati, Sept 18, 1994
	vs. Minnesota, Nov. 13, 1994

FEWEST PASSING FIRST DOWNS

Season –	63	1982 (nine games)
	87	1969
	94	1971, 1968
	95	1976
	98	1970

FEWEST PASSING FIRST DOWNS

(CONT.)

Game –

0	at Miami, Dec. 8, 1968
	at Tampa Bay, Dec. 12, 1976
1	vs. New Orleans, Dec. 4, 1983
	vs. Miami, Dec. 12, 1982

MOST PENALTY FIRST DOWNS

Season –	50	2017
	43	2013
	39	2016
	37	2014, 2012, 2009
	35	1986
	34	1989

Game –

8	at Baltimore, Sept. 23, 2012
7	at Houston, Sept. 19, 1965
6	3 times. Most Recent:
	vs. N.Y. Jets, Dec. 31, 2017
5	21 times. Most Recent:
	vs. Miami, Nov. 26, 2017

FEWEST PENALTY FIRST DOWNS

Season –	9	1982 (nine games)
	11	1971, 1991
	14	1977, 1992
	15	1969, 1976, 1985

Game –

0	Many times. Most recent:
	at Tennessee, Nov. 11, 2018

MOST OFFENSIVE PLAYS

Season –	94	at Pittsburgh, Dec. 17, 1989
	92	vs. San Francisco, Dec. 16, 2012
		at Houston, Nov. 23, 2003
	89	vs. Denver, Oct. 7, 2012
		at Buffalo, Sept. 8, 2013

*NFL Record

TOTAL NET YARDS

FEWEST TOTAL NET YARDS

Season –	2,626	1970
	2,633	1982 (9 games)
	3,127	1968
	3,419	1969
	3,556	1971

Game –

57	vs. N.Y. Jets, Sept. 19, 1982
80	at N.Y. Jets, Nov. 22, 1970
82	vs. Kansas City, Sept. 21, 1969
83	vs. Oakland, Oct. 22, 1967
80	at N.Y. Jets, Nov. 22, 1970

PATRIOTS TEAM RECORDS

MOST RUSHING ATTEMPTS

Season –	671	1978
	604	1979
	603	1977
	591	1976
	588	1980, 1988

Game –

62	vs. Denver, Nov. 28, 1976 (332 yds)
60	at Seattle, Dec. 19, 1982 (249)
58	vs. Indianapolis, Dec. 26, 1993 (257)
	Four times. Most recent: vs. Seattle, Dec. 4, 1988 (171)
55	vs. Seattle, Dec. 4, 1988 (171)
54	Four Times. Most Recent: vs. Denver, Oct. 7, 2012

FEWEST RUSHING ATTEMPTS

Season –	324	1982 (9 games)
	334	1970
	365	1960
	367	1969
	373	1965
	381	1964

Game –

6	at Pittsburgh, Oct. 31, 2004 (5 yds)
9	vs. N.Y. Jets, Oct. 25, 2015 (16)
	vs. Pittsburgh, Dec. 9, 2007 (22)
	vs. Denver, Nov. 17, 1996 (17)

MOST PASS ATTEMPTS

Season –	699	1994
	686	1995
	641	2012
	629	2015
	628	2013, 1996

Game –

70	vs. MIN, Nov. 13, 1994*
65	vs. SF, Dec. 16, 2012
60	at PIT, Dec. 16, 1995
59	at BUF Sept. 20, 2015
	vs. DEN, Oct. 8, 1995
	vs. NO, Nov. 12, 1989
58	at SEA, Oct. 14, 2012

FEWEST PASS ATTEMPTS

Season –	187	1982 (9 games)
	305	1977
	309	1976
	330	1971
	338	1969

Game –

5	vs. Miami, Dec. 12, 1982 (2 cmp.)
8	at Buffalo, Dec. 28, 2008 (6)
9	vs. Miami, Nov. 9, 1969 (2)
10	Three times. Most recent: vs. Seattle, Dec. 4, 1988 (5)
11	Four Times. Most Recent: vs. Indianapolis, Dec. 26, 1993 (9)

RUSHING

MOST RUSHING YARDS

Season –	3,165	1978*
	2,948	1976
	2,605	1983
	2,331	1985
	2,303	1977

Game –

332	vs. Denver, Nov. 28, 1976
330	vs. N.Y. Jets, Oct. 18, 1976
328	vs. N.Y. Jets, Sept. 18, 1983
296	vs. Oakland, Oct. 3, 1976
281	vs. Oakland, Oct. 30, 1966
	vs. Cincinnati, Dec. 22, 1985

FEWEST RUSHING YARDS

Season –	1,040	1970
	1,117	1965
	1,332	1994
	1,347	1982 (9 games)
	1,361	1964

Game –

2	at N.O., Nov. 30, 1986 (18 att)
5	at Pittsburgh, Oct. 31, 2004 (6)
8	vs. Houston, Nov. 25, 1960 (14)
16	vs. N.Y. Jets Oct. 25, 2015 (9)
17	vs. Denver, Nov. 17, 1996 (9)
	vs. N.Y. Jets, Oct. 12, 1986 (10)
	vs. Washington, Sept. 23, 1984 (11)
	at L.A. Chargers, Oct. 28, 1960 (24)

PASSING

MOST COMPLETIONS

Season –	405	1994
	404	2015
	403	2007
	402	2012, 2011
	392	2014

Game –

45	vs. MIN, Nov. 13, 1994*
39	vs. BUF, Sept. 14, 2009
	vs. KC, Sept. 22, 2002
	at PIT, Dec. 16, 1995
38	at BUF Sept. 20, 2015
	vs. DET, Nov. 23, 2014
	vs. TEN, Oct. 18, 2009
36	5 Times. Most Recent: vs. SF, Dec. 16, 2012

FEWEST COMPLETIONS

Season –	93	1982 (9 games)
	146	1976
	159	1971
	160	1977, 1968
	162	1969

Game –

2	vs. Miami, Dec. 12, 1982 (5 att.)
	vs. Miami, Nov. 9, 1969 (9)
3	vs. New Orleans, Dec. 4, 1983 (10)
	at Cleveland, Nov. 21, 1982 (11)
4	Four times. Most recent: vs. Buffalo, Oct. 11, 1987 (13)
5	Seven times. Most Recent: vs. Seattle, Dec. 4, 1988 (10)

MOST RUSHING TOUCHDOWNS

Season –	30	1978
	25	2012
	24	1976
	23	1981
	21	2008, 1974

Game –

4	Nine Times. Most Recent: vs. Jacksonville, Sept. 27, 2015
---	--

FEWEST RUSHING TOUCHDOWNS

Season –	3	1982 (9 games)
	4	1990
	6	1997, 1992
	7	1971
	8	1968, 1965

*NFL Record

MOST NET PASSING YARDS

Season –	5,084	2011
	4,731	2007
	4,662	2012
	4,587	2015
	4,444	1994
	4,436	2009

Game –

516	at MIA on Sept. 12, 2011
451	at BUF, Sept. 20, 2015
436	at NO, Sept. 17, 2017
426	vs. TEN, Oct. 18, 2009
	vs. MIN, Nov. 13, 1994
425	vs. SF, Dec. 16, 2012
418	at MIA, Sept. 4, 1994

FEWEST NET PASSING YARDS

Season –	1,286	1982 (9 games)
	1,586	1970
	1,746	1976
	1,765	1968
	1,887	1971

Game –

-4	vs. N.Y. Jets, Sept. 19, 1982
13	vs. Miami, Dec. 12, 1982
15	at Atlanta, Nov. 29, 1992
16	vs. New Orleans, Dec. 4, 1983
	at Miami, Dec. 8, 1968

*NFL Record

PATRIOTS TEAM RECORDS

MOST TOUCHDOWN PASSES

Season –	50	2007
	39	2011
	37	2010
	36	2015
	34	2014, 2012
	32	2016, 2017
Game –		
6	vs. Tennessee, Oct. 18, 2009	at Miami, Oct. 21, 2007
	vs. N.Y. Jets, Sept. 9, 1979	
5	Eight times. Most recent: vs. Houston, Sept. 24, 2017	

FEWEST TOUCHDOWN PASSES

Season –	7	1970
	10	1972
	11	1991
	12	1988, 1982
	13	1992, 1973

MOST PUNTS

Season –	103	1992
	100	1968
	92	1990, 1986, 1985, 1984
	91	1988
	90	2000, 1999
Game –		
11	Six times. Most recent: vs. NYJ, Sept. 12, 2013	
10	11 Times. Most Recent: at DEN, Nov. 29, 2015	

FEWEST PUNTS

Season –	45	2007
	49	1982 (9 games)
	50	2008
	56	2004
	57	2011, 2009
	58	2010, 2017
	61	2012, 1978, 1973
Game –		
0	Five times. Most recent: vs. KC, Oct. 14, 2018	
1	29 times. Most Recent: vs. Buffalo, Dec. 24, 2017	

MOST PUNT RETURNS

Season –	60	1980
	52	1996
	51	1993
	50	2003
	48	1999, 1984, 1976
Game –		
10	at Pittsburgh, Dec. 5, 1993	
7	at Green Bay, Nov. 19, 2006	
	vs. N.Y. Jets, Dec. 10, 1995	
	vs. Green Bay, Oct. 2, 1994	
	at Dallas, Nov. 22, 1984	
	vs. Miami, Oct. 12, 1980	
	vs. Houston, Nov. 5, 1967	

PASSING (CONT.)

MOST HAD INTERCEPTED

Season –	34	1981
	33	1968
	32	1967
	29	1965, 1963
	28	1988, 1975, 1972, 1970
Game –		
6	at Denver, Sept. 3, 1967	
	vs. Buffalo, Dec. 9, 1967	
	at Kansas City, Oct. 11, 1970	
	at San Francisco, Nov. 30, 1980	

FEWEST HAD INTERCEPTED

Season –	2	2016*
	5	2010
	7	2015
	8	2017
	9	2014, 2012, 2007, 1982 (9 gms)
	11	2018, 2013, 2008

MOST SACKS ALLOWED

Season –	66	1984 (454 yards)
	65	1992 (458 yards)
	63	1991 (436 yards)
	58	1990 (443 yards)
	56	1999 (349 yards)
Game –		
10	at Dallas, Nov. 22, 1984 (57 yds)	

FEWEST SACKS ALLOWED

Season –	14	1977 (155 yds)
	15	1982 (9 games-134 yds)
	18	2009 (104 yds)
	19	1976 (164 yds)
	21	2007 (128 yds), 1974 (174 yds)

*NFL Record
**Tied NFL Record

PUNTING

MOST PUNTING YARDS

Season –	4,227	1992
	3,953	1985
	3,904	1984
	3,831	1968
	3,798	2000

Game –		
514	vs. NYJ, Sept. 12, 2013	at CHI, Sept. 15, 1985
479	at DAL, Nov. 22, 1984	
450	at DEN, Nov. 29, 2015	
436	at OAK, Oct. 6, 1968	
429	at OAK, Nov. 1, 1981	

FEWEST PUNTING YARDS

Season –	1,821	2007
	2,137	1978
	2,140	1982 (9 games)
	2,200	2008
	2,221	2009
	2,297	1973

Game –		
0	Five times. Most recent: vs. KC, Oct. 14, 2018	

HIGHEST PUNTING AVERAGE

Season –	46.5	2011
	45.8	2013
	45.7	2014
	45.4	2015
	45.2	1997
	45.1	2018

Game (4 Punts Min.) –

55.6	at IND, Sept. 7, 1997 (5)
55.5	at JAX, Sept. 16, 2018 (4)
54.3	at DET, Sept. 25, 1994 (4)
52.6	at NYJ, Dec. 21, 2014 (5)
52.5	vs. NO, Oct. 13, 2013 (4)

LOWEST PUNTING AVERAGE

Season –	34.6	1977
	35.0	1978
	35.8	1960
	36.2	1979, 1974
	36.5	1966

PUNT RETURNS

FEWEST PUNT RETURNS

Season –	16	1982 (9 games)
	17	1972
	23	1969
	24	1966
	25	1987

MOST PUNT RETURN YARDS

Season –	628	1976
	588	1996
	562	2000
	533	1974
	530	1985

MOST PUNT RETURN YARDS (CONT.)

Game –		
167	vs. Buffalo, Nov. 7, 1976	
139	at Buffalo, Nov. 20, 1977	

FEWEST PUNT RETURN YARDS

Season –	37	1972
	134	1990
	138	1962
	139	1982
	143	1966

PATRIOTS TEAM RECORDS

PUNT RETURNS (CONT.)

HIGHEST PUNT RETURN AVERAGE

Season –	13.4	2010
	13.3	2001, 1974
	13.1	1976
	13.0	1961
	12.6	1985
	12.5	2000

LOWEST PUNT RETURN AVERAGE

Season –	2.2	1972
	4.6	1990
	5.3	1968, 1962
	5.6	1965
	5.8	2004, 1971

MOST PUNT RETURN TOUCHDOWNS

Season –	2	2001, 1985, 1976
----------	---	------------------

MOST KICKOFF RETURNS

Season –	77	1990
	75	2002, 1995
	73	1967
	71	1968
	70	2005

Game –

10	vs. Buffalo, Dec. 9, 1967
9	at Dallas, Oct. 24, 1971
	vs. N.Y. Jets, Sept. 22, 1968
	vs. Oakland, Oct. 16, 1964

FEWEST KICKOFF RETURNS

Season –	25	2015
	28	2018, 2017
		1982 (9 games)
	29	2016
	31	2014
	38	2012

Game –

0	23 Times. Most Recent: vs. N.Y. Jets, Dec. 30, 2018
---	--

MOST PENALTIES

Season –	120	2014
	114	1985
	112	1977
	111	2003, 1992
	110	2005
	108	2002, 1998

Game –

15	at Minnesota, Sept. 14, 2014
	vs. Indianapolis, Sept. 19, 1999
14	Six times, most recent: at Pittsburgh, Dec. 16, 2018

FEWEST PENALTIES

Season –	50	1973
	51	1964
	52	1982 (9 games), 1962
	57	2008
	58	1965

MOST PUNT RETURN TOUCHDOWNS (CONT.)

Game –

1	vs. Denver, Nov. 2, 2014
	vs. Indianapolis, Nov. 18, 2012
	vs. Kansas City, Nov. 21, 2011
	vs. Miami, Jan. 2, 2011
	at Carolina, Jan. 6, 2002
	vs. Cleveland, Dec. 9, 2001
	vs. Tampa Bay, Sept. 3, 2000
	at N.Y. Giants, Dec. 21, 1996
	vs. Atlanta, Nov. 2, 1986
	vs. Indianapolis, Nov. 10, 1985
	at Buffalo, Sept. 22, 1985
	vs. N.Y. Jets, Nov. 2, 1980
	vs. Baltimore, Nov. 18, 1979
	vs. Denver, Nov. 28, 1976
	vs. Buffalo, Nov. 7, 1976

KICKOFF RETURNS

MOST KICKOFF RETURN YARDS

Season –	1,771	2002
	1,691	1995
	1,562	2008
	1,553	2006
	1,520	1975

Game –

248	vs. Miami, Sept. 21, 2008
245	at Dallas, Oct. 24, 1971
230	at Baltimore, Dec. 21, 1975
229	at Indianapolis, Nov. 30, 2003
226	at Houston, Dec. 18, 1960

FEWEST KICKOFF RETURN YARDS

Season –	469	2015
	542	2016
	622	2017
	646	1982 (9 games)
	693	2014

Game –

0	Many times. Most Recent: vs. N.Y. Jets, Dec. 30, 2018
---	--

HIGHEST KICKOFF RETURN AVG.

Season –	27.0	2018
	26.9	1977
	26.8	2006
	25.2	2008, 2007, 1997
	24.2	1999

LOWEST KICKOFF RETURN AVG.

Season –	17.4	1993
	17.8	1994
	18.1	1990
	18.3	1981

MOST KICKOFF RETURN TOUCHDOWNS

Season –	3	1977
	2	2010, 2007, 2002, 1961

Game –

1	27 times. Most recent: at Chicago, Oct. 21, 2018
---	---

PENALTIES

FEWEST PENALTIES (CONT.)

Game –	0	vs. Kansas City, Oct. 14, 2018
		at Houston, Dec. 1, 2013
		at Cincinnati, Oct. 6, 2013
		at New Orleans, Nov. 30, 2009
		vs. St. Louis, Oct. 26, 2008
		at Kansas City, Nov. 17, 1968
1	28 times. Most recent: at Denver, Nov. 12, 2017	

MOST PENALTY YARDS

Season –	1,080	2014
	1,051	1992
	998	2003
	940	2006
	931	1977
Game –	163	at Minnesota, Sept. 14, 2014
	146	at Indianapolis, Nov. 4, 2007
	139	vs. Buffalo, Nov. 6, 1983
	135	at Indianapolis, Sept. 19, 1999

FEWEST PENALTY YARDS

Season –	412	1982 (9 games)
	447	1964
	456	1962
	468	1993
	501	2008

Game –

0	vs. Kansas City, Oct. 14, 2018
	at Houston, Dec. 1, 2013
	at Cincinnati, Oct. 6, 2013
	at New Orleans, Nov. 30, 2009
	vs. St. Louis, Oct. 26, 2008
	at Kansas City, Nov. 17, 1968
	vs. N.Y. Jets, Nov. 19, 1967
2	at Miami, Dec. 15, 2013
4	at Pittsburgh, Dec. 17, 2017
5	14 Times. Most Recent: at Denver, Nov. 12, 2017

PATRIOTS TEAM RECORDS

FUMBLES

MOST FUMBLES

Season –	51	1973
	47	1983
	43	1992, 1975
	37	1985, 1967
	36	1987, 1962, 1960

Game –

8	vs. Baltimore, Oct. 7, 1973
6	11 times. Most Recent: vs. Denver, Nov. 24, 2013

FEWEST FUMBLES

Season –	9	2010
	11	2018
	13	2014, 2011, 2017
	14	2015, 2012, 2007
	15	1969

MOST FUMBLES RECOVERED

Season –	43	1983
	42	1987
	39	1973
	37	1991, 1975

Game –

8	at Pittsburgh, Sept. 26, 1976
7	at L.A. Rams, Dec. 11, 1983

FEWEST FUMBLES RECOVERED

Season –	8	1982 (9 games)
	9	2016
	12	2000
	15	2008, 2005, 1999, 1988
	16	2015, 2007

MOST RETURNED FOR TD

Season –	4	2012
	3	2007, 2004, 1985, 1961

Game –

2	at N.Y. Jets, Nov. 22, 2012 at San Diego, Dec. 1, 1996 vs. Baltimore, Nov. 23, 1980
---	---

MOST OWN RECOVERED

Season –	27	1983
	26	1973

Game –

5	at Buffalo, Dec. 17, 2000 at Washington, Oct. 25, 1981 vs. Baltimore, Oct. 7, 1973
---	--

FEWEST OWN RECOVERED

Season –	4	2018, 2010
	5	1970, 1969
	7	2015, 2012, 2008

MOST OPPONENT RECOVERED

Season –	27	1976
	24	1985
	23	1979

Game –

6	at L.A. Rams, Dec. 11, 1983 at Pittsburgh, Sept. 26, 1976 at New Orleans, Nov. 30, 1986 vs. Denver, Nov. 6, 1966
5	

FEWEST OPPONENT RECOVERED

Season –	7	2015, 1998
	8	2008, 2005, 1984
	9	2014, 1993, 1965
	10	2009, 1980, 1977, 1962, 2016

DEFENSE - NET YARDS ALLOWED

MOST NET YARDS ALLOWED

Season –	6,577	2011
	5,972	2012
	5,969	2013
	5,864	2010
	5,856	2017
	5,827	1981

Game –

584	vs. Cincinnati, Dec. 7, 1986
552	vs. Miami, Oct. 21, 1984
540	vs. Houston, Oct. 13, 1961
537	vs. Kansas City, Sept. 7, 2017
528	at N.Y. Jets, Dec. 17, 1966
525	at Miami, Sept. 4, 1994

MOST POINTS ALLOWED

Season –	446	1972, 1990
	406	1968
	391	1989
	389	1967
	377	1995

Game –

52	at Miami, Nov. 12, 1972
48	at Philadelphia, Nov. 4, 1990 at N.Y. Jets, Oct. 27, 1968
48	vs. Oakland, Oct. 22, 1967
47	vs. N.Y. Jets, Sept. 22, 1968
45	at N.Y. Jets, Sept. 26, 1993

FEWEST NET YARDS ALLOWED

Season –	2,808	1982 (9 games)
	3,638	1977
	3,834	1963
	4,022	1976
	4,067	1974

Game –

65	vs. Seattle, Dec. 4, 1988
86	vs. Baltimore, Oct. 23, 1977
88	vs. Miami, Oct. 12, 1980
112	vs. Houston, Dec. 18, 1965

SCORING ALLOWED

FEWEST POINTS ALLOWED

Season (Points) –	
	157 1982 (9 games)
	217 1977
	236 1976
	237 2006
	238 2003

Season (Average) –

14.8	2006
14.9	2003
15.5	1977
15.6	2016
16.3	2004
16.9	1976

Game –

0	26 times, Most recent: vs. Houston, Sept. 22, 2016 (27-0)
---	--

PATRIOTS TEAM RECORDS

RUSHING ALLOWED

MOST RUSHES AGAINST

Season –	644	1981
	565	1990
	560	1973
	555	1975

Game –

58	vs. N.Y. Jets, Oct. 14, 1973
54	vs. Cleveland, Oct. 4, 1987
	vs. St. Louis, Dec. 2, 1984
	vs. Washington, Sept. 23, 1984
	vs. N.Y. Jets, Oct. 15, 1972

FEWEST RUSHES AGAINST

Season –	310	1963
	315	1982 (9 games)
	350	1961
	356	1964

Game –

9	at N.Y. Jets, Sept. 15, 2002
10	at N.Y. Jets, Dec. 26, 2005
	at Oakland, Sept. 22, 1963
	at Oakland, Dec. 9, 1961
11	vs. Kansas City, Oct. 11, 1998
	vs. Jacksonville, Sept. 22, 1996

MOST ATTEMPTS AGAINST

Season –	619	2011, 1997
	618	2003
	611	2010
	605	2018
	596	2016, 2015, 1996

Game –

63	vs. Minnesota, Oct. 20, 1991
61	vs. Minnesota, Dec. 16, 1979
60	vs. Miami, Nov. 23, 1997
59	vs. N.Y. Giants, Oct. 12, 2003

FEWEST ATTEMPTS AGAINST

Season –	240	1973
	267	1982 (9 games)
	326	1972
	334	1970

Game –

7	at Buffalo, Dec. 9, 1973
	vs. N.Y. Jets, Oct. 14, 1973
9	vs. N.Y. Jets, Oct. 15, 1972

MOST COMPLETIONS ALLOWED

Season –	388	2010
	386	2011
	370	2018
	369	2012
	368	2016, 1997

Game –

38	vs. Indy, Nov. 21, 2010
	vs. Miami, Nov. 23, 1997
37	vs. Baltimore, Dec. 12, 2016
	at Pittsburgh, Oct. 30, 2011
	at Indianapolis, Oct. 20, 1996
35	at Denver, Oct. 11, 2009
	vs. N.Y. Giants, Oct. 12, 2003
	vs. Minnesota, Oct. 20, 1991
	vs. Minnesota, Dec. 16, 1979

MOST RUSHING YARDS ALLOWED

Season –	2,950	1981
	2,850	1973
	2,717	1972
	2,676	1990

Game –

360	vs. Buffalo, Sept. 16, 1973
349	vs. Buffalo, Dec. 14, 1975

FEWEST RUSHING YARDS ALLOWED

Season –	1,041	1961
	1,108	1963
	1,135	1966
	1,143	1964

Game –

2	at S.D., Dec. 17, 1961
14	at Buffalo, Dec. 11, 2005
14	vs. Kansas City, Oct. 11, 1998
15	vs. Miami, Oct. 29, 2015
19	at Indianapolis, Nov. 16, 2014
	vs. Houston, Nov. 1, 1963

PASSING ALLOWED

FEWEST COMPLETIONS ALLOWED

Season –	134	1973
	142	1982 (9 games)
	170	1971
	175	1972

Game –

1	vs. N.Y. Jets, Oct. 14, 1973
2	vs. Tennessee, Oct. 18, 2009
	at Buffalo, Dec. 9, 1973

MOST PASSING

YARDS ALLOWED

Season –	4,703	2011
	4,342	2012
	4,136	2010
	4,020	2017
	3,943	2018
	3,886	1995

MOST NET PASSING

YARDS ALLOWED

Game –	
456	at Miami, Sept. 4, 1994
448	vs. Houston, Oct. 13, 1961
429	vs. Denver, Nov. 2, 2014

FEWEST NET PASSING

YARDS ALLOWED

Season –	1,338	1973
	1,519	1982 (9 games)
	2,033	1977
	2,154	1971

Game –

-7	vs. Tennessee, Oct. 18, 2009
0	vs. N.Y. Jets, Oct. 14, 1973
8	vs. N.Y. Jets, Oct. 10, 1971

MOST RUSHING

TOUCHDOWNS ALLOWED

Season –	29	1990
	27	1972
	22	1979, 1968
	21	1960

Game –

6	at N.Y. Jets, Oct. 27, 1968
5	at N.Y. Jets, Sept. 23, 1993
	at G.B. (Mil.), Oct. 9, 1988

FEWEST RUSHING

TOUCHDOWNS ALLOWED

Season –	5	1991
	6	2014, 2009,
		1999, 2016, 2017
	7	2018, 2007,
		2001, 1966
	8	2015, 2008,
		1998, 1977

MOST TD PASSES ALLOWED

Season –	29	2018, 1995
	28	1980, 1967
	27	2012, 2008, 1989, 1961

Game –

5	at New Orleans, Nov. 30, 2009
	at Miami, Sept. 4, 1994
	vs. Oakland, Oct. 22, 1967
	vs. Kansas City, Sept. 25, 1966

FEWEST TD PASSES ALLOWED

Season –	9	1982 (9 games)
	10	2006
	11	2003, 1973
	13	1988, 1979
	14	1997, 1985

MOST SACKS RECORDED

(Sacks by Patriots defense)

Season –	66	1963 (626 yards)
	58	1977 (471 yards)
	57	1979 (512 yards)
	55	1984 (452 yards)
	51	1985 (334 yards)

Game –

11	at Oakland Sept. 22, 1963 (100 yds)
9	Five times, most recent: at Atlanta, Nov. 4, 2001 (47 yds)

FEWEST SACKS RECORDED

Season –	15	1972 (101 yards)
	20	1982 (9 games-172 yds)
		1981 (175 yards)
		1992 (114 yards)
	22	1969 (159 yards)
		1966 (209 yards)

PATRIOTS TEAM RECORDS

MOST TOTAL ALLOWED

Season –	370	2011
	348	2010
	340	2012
	338	2013
	329	2014
	328	1981

Game –

35	vs. Buffalo, Nov. 11, 2012
33	vs. Miami, Nov. 23, 1997
	vs. Miami, Oct. 21, 1984
30	at Pittsburgh, Sept. 25, 1983
	vs. N.Y. Jets, Sept. 19, 1982
	vs. Minnesota, Dec. 16, 1979

FEWEST TOTAL ALLOWED

Season –	185	1982 (9 games)
	215	1977, 1973
	219	1967
	220	1962

Game –

2	vs. Seattle, Dec. 4, 1988
5	at Green Bay, Nov. 19, 2006
	vs. Indianapolis, Nov. 11, 1990
	at Chicago, Oct. 14, 1979
	at N. Y. Jets, Nov. 22, 1970

FIRST DOWNS ALLOWED

MOST RUSHING

Season –	160	1981
	151	1990
	143	1972
	142	1973, 1969
Game –		
20	vs. N.Y. Jets, Sept. 19, 1982	
	vs. Buffalo, Dec. 14, 1975	
19	vs. N.Y. Jets, Oct. 15, 1972	

FEWEST RUSHING

Season –	59	1963
	61	1967
	63	1964
	67	2006

Game –

0	Six Times. Most Recent: vs. N.Y. Jets, Sept. 17, 2006
---	--

MOST PASSING

Season –	245	2011
	226	2010
	208	2018, 2013, 1998
	207	2012
	204	2015, 2017
	199	1991

MOST PASSING (CONT.)

Game –

23	at Pittsburgh, Oct. 30, 2011
22	at Jacksonville, Sept. 16, 2018
	at Pittsburgh, Nov. 14, 2010
	vs. Indianapolis, Nov. 21, 2010
21	Six Times. Most Recent: vs. Indianapolis, Dec. 4, 2011
20	Six Times. Most Recent: vs. Indianapolis, Oct. 4, 2018

FEWEST PASSING

Season –	4	2018, 2010
	5	1970, 1969
	7	2015, 2012, 2008

MOST OPPONENT RECOVERED

Season –	67	1973
	88	1982 (9 games)
	105	1970
	111	1971, 1977

Game –

1	vs. Tennessee, Oct. 18, 2009
	vs. N.Y. Jets, Oct. 14, 1973
2	Nine Times. Most recent: vs. Seattle, Dec. 4, 1988

INTERCEPTIONS BY PATRIOTS

MOST INTERCEPTIONS

Season –	31	1964
	29	2003, 1963
	25	2010, 1962, 1960
	24	1998, 1980, 1974

Game –

7	at N.Y. Jets, Nov. 21, 1976
6	vs. N.Y. Jets, Sept. 27, 1964
	vs. Houston, Nov. 1, 1963

FEWEST INTERCEPTIONS

Season –	8	1970
	10	2005, 2000, 1972
	12	2017, 2015, 1991, 1982
	13	2016, 1993, 1975, 1973

MOST INT RETURN YARDS

Season –	645	1963
	505	1976
	427	1985, 1964
	422	2001

Game –

204	vs. Houston, Nov. 1, 1963
166	vs. Indianapolis, Nov. 18, 2012
160	vs. Miami, Nov. 23, 1997
145	at N.Y. Jets, Nov. 21, 1976

FEWEST INT RETURN YARDS

Season –	85	2005
	93	1991
	104	2008
	105	1973

MOST INT RETURN TOUCHDOWNS

Season –	5	2003, 2001
	4	1997, 2010
	3	2009, 2007, 2002, 1998, 1992, 1976, 1963, 1962

Game –

2	Nine times. Most Recent: vs. Indianapolis, Nov. 18, 2012
---	---

FEWEST PASSING

Season –	4	2018, 2010
	5	1970, 1969
	7	2015, 2012, 2008

FEWEST INT RETURN TOUCHDOWNS

Season –	0	21 Times. Most Recent: 2017
-----------------	---	--------------------------------

PATRIOTS TEAM RECORDS

TAKEAWAYS BY PATRIOTS

MOST TAKEAWAYS

Season –	50	1976 (23 int, 27 fumbles)
	48	1964 (31 int, 17 fumbles)
	47	1985 (23 int, 24 fumbles)
	45	1960 (25 int, 20 fumbles)
	43	1979 (20 int, 23 fumbles)
		1978 (22 int, 21 fumbles)
	42	1987 (21 int, 21 fumbles)
		1963 (29 int, 13 fumbles)
		1961 (22 int, 20 fumbles)

Game –

10	at N.Y. Jets, Nov. 21, 1976 (7 int, 3 fumbles)
8	vs. Houston, Nov. 1, 1963 (6 int, 2 fumbles)
8	vs. Buffalo, Nov. 7, 1976 (4 int, 4 fumbles)
7	at Buffalo on Dec. 26, 2010 (3 int, 4 fumbles)
7	at LA Rams, Dec. 11, 1983 (1 int, 6 fumbles)
7	vs. Denver, Nov. 6, 1966 (2 int, 5 fumbles)
7	vs. N.Y. Jets, Sept. 27, 1964 (6 int, 1 fumbles)

HIGHEST TURNOVER DIFFERENTIAL

Season –	+28	2010 (38 forced turnovers, 10 turnovers)
	+25	2012 (41 forced turnovers, 16 turnovers)
	+17	2011 (34 forced turnovers, 17 turnovers)
		2003 (41 forced turnovers, 24 turnovers)

MISCELLANEOUS SCORING

DEFENSIVE TOUCHDOWNS

Season –	6	2007 (3 int returns, 3 fumble returns)
		2003 (5 int returns, 1 fumble return)
	5	2012 (2 int returns, 3 fumble returns)
		2010 (4 int returns, 1 fumble return)
		2001 (5 int returns)
		1992 (3 int returns, 2 fumble returns)
		1961 (2 int returns, 3 fumble returns)

NON-OFFENSIVE TOUCHDOWNS

Season –	9	2010 (4 int returns, 2 KO returns, 1 punt return, 1 blocked FG return, 1 fumble return)
		1961 (2 int returns, 2 KO returns, 2 blocked punt returns, 3 fumble returns)

PATRIOTS NFL RECORDS

CONSECUTIVE RECORDS

CONSECUTIVE VICTORIES (INCLUDING PLAYOFFS)

21 Oct. 5, 2003 to Oct. 24, 2004

CONSECUTIVE OVERTIME VICTORIES

8 Dec. 17, 2000 to Nov. 23, 2003

MOST VICTORIES

Season –
16 2007

MOST CONSECUTIVE VICTORIES

Single Season –
16 2007

MOST CONSECUTIVE VICTORIES TO START A SEASON

16 2007

MOST PASS ATTEMPTS

Game –
70 Drew Bledsoe vs. Minnesota, Nov. 13, 1994

MOST ATTEMPTS, NO INTERCEPTIONS

Game –
70 Drew Bledsoe vs. Minnesota, Nov. 13, 1994

MOST PASS COMPLETIONS

Game –
45 Drew Bledsoe vs. Minnesota, Nov. 13, 1994

MOST RUSHING FIRST DOWNS

Season –
181 1978

LONGEST RECEPTION

99t Wes Welker at Miami, Sept. 12, 2011**

MOST TOUCHDOWN RECEPTIONS

Season –
23 Randy Moss, 2007

MOST TOUCHDOWN RECEPTIONS

Quarter –
3 Randy Moss, 2007

MOST OPPONENT FUMBLE RECOVERIES

Game –
3 Steve Nelson vs. Philadelphia, Oct. 8, 1978

FEWEST TURNOVERS

Season –
10 2010**

MOST FIRST DOWNS

Season –
444 2012

CONSECUTIVE PLAYOFF VICTORIES

10 Jan. 19, 2002 to Jan. 7, 2006

CONSECUTIVE PATs CONVERTED

478 Stephen Gostkowski, Dec. 31, 2006 to Oct. 16, 2016

VICTORIES/SCORING

MOST CONSEC. VICTORIES TO END A SEASON

16 2007

MOST 14-WIN SEASONS

5 (2003, 2004, 2007, 2010, 2016)

MOST POINTS IN A SHUTOUT VICTORY

59 vs. Tennessee, Oct. 18, 2009**

MOST CONSECUTIVE QUARTERS WITH POINTS SCORED

38 Sept. 10-Nov. 23, 2015

**Tied NFL Record since AFL-NFL merger

PASSING

LONGEST PASS COMPLETION

99t Tom Brady at Miami, Sept. 12, 2011 (to Wes Welker)**

MOST TOUCHDOWN PASSES

Quarter –
5 Tom Brady vs. Tennessee, Oct. 18, 2009 (2nd Qtr)

FEWEST PASSES INTERCEPTED

Season –
2 2016

**Tied NFL Record

RUSHING

MOST RUSHING YARDS

Season –
3,165 1978

RECEIVING

MOST TOUCHDOWN RECEPTIONS BY A TIGHT END

Season –
17 Rob Gronkowski, 2011

MOST TOUCHDOWNS BY A TIGHT END

Season –
18 Rob Gronkowski, 2011

MOST GAMES WITH TWO OR MORE TOUCHDOWN RECEPTIONS

Season –
8 Randy Moss, 2007

**Tied NFL Record

RECEIVING

MOST FIRST DOWNS BY PENALTY

Season –
50 2017

MOST OFFENSIVE PLAYS FROM SCRIMMAGE (TOP 3)

Season –
1,199 (1994)
1,191 (2012)
1,187 (1995)

**Tied NFL Record

TOGETHER WE CAN TACKLE ANYTHING.

Because cheering for our favorite team
has the power to connect us all.



Official Bank of the New England Patriots

What would you like the power to do?®

PLAYOFF HISTORY



PATRIOTS PLAYOFF RESULTS

ALL-TIME PLAYOFF RESULTS

The Patriots have played in 57 playoff games during their 59-year history, compiling an overall playoff record of 37-20. The Patriots won an NFL-record 10 consecutive playoff games from the 2001 season to the 2005 season. Since Robert Kraft purchased the Patriots in 1994, the team is 33-14 in the playoffs, and its 33 playoff victories are the most in the NFL over that span.

ALL-TIME PLAYOFF RESULTS (37-20)

Date	Round	Opponent	W/L	Score
12/28/63	AFL Divisional	at Buffalo	W	26-8
01/05/64	AFL Championship	at San Diego	L	10-51
12/18/76	AFC Divisional	at Oakland	L	21-24
12/31/78	AFC Divisional	Houston	L	14-31
01/08/83	First Round Playoff	at Miami	L	13-28
12/28/85	AFC Wild Card	at N.Y. Jets	W	26-14
01/05/86	AFC Divisional	at L.A. Raiders	W	27-20
01/12/86	AFC Championship	at Miami	W	31-14
01/26/86	Super Bowl XX	* Chicago	L	10-46
01/04/87	AFC Divisional	at Denver	L	17-22
01/01/95	AFC Wild Card	at Cleveland	L	13-20
01/05/97	AFC Divisional	Pittsburgh	W	28-3
01/12/97	AFC Championship	* Jacksonville	W	20-6
01/26/97	Super Bowl XXXI	* Green Bay	L	21-35
12/28/97	AFC Wild Card	Miami	W	17-3
01/03/98	AFC Divisional	at Pittsburgh	L	6-7
01/03/99	AFC Wild Card	at Jacksonville	L	10-25
01/19/02	AFC Divisional	Oakland	W	16-13 ot
01/27/02	AFC Championship	at Pittsburgh	W	24-17
02/03/02	Super Bowl XXXVI	* St. Louis	W	20-17
01/10/04	AFC Divisional	Tennessee	W	17-14
01/18/04	AFC Championship	Indianapolis	W	24-14
02/01/04	Super Bowl XXXVIII	* Carolina	W	32-29
01/16/05	AFC Divisional	Indianapolis	W	20-3
01/23/05	AFC Championship	at Pittsburgh	W	41-27
02/06/05	Super Bowl XXXIX	* Philadelphia	W	24-21
01/07/06	AFC Wild Card	Jacksonville	W	28-3
01/14/06	AFC Divisional	at Denver	L	13-27
01/07/07	AFC Wild Card	N.Y. Jets	W	37-16
01/14/07	AFC Divisional	at San Diego	W	24-21
01/21/07	AFC Championship	at Indianapolis	L	34-38
01/12/08	AFC Divisional	Jacksonville	W	31-20
01/20/08	AFC Championship	at San Diego	W	21-12
02/03/08	Super Bowl XLII	* N.Y. Giants	L	14-17
01/10/10	AFC Wild Card	Baltimore	L	14-33
01/16/11	AFC Divisional	N.Y. Jets	L	21-28
01/14/12	AFC Divisional	Denver	W	45-10
01/22/12	AFC Championship	Baltimore	W	23-20
02/05/12	Super Bowl XLVI	* N.Y. Giants	L	17-21
01/13/13	AFC Divisional	Houston	W	41-28
01/20/13	AFC Championship	Baltimore	L	13-28
01/11/14	AFC Divisional	Indianapolis	W	43-22
01/19/14	AFC Championship	at Denver	L	16-26
01/10/15	AFC Divisional	Baltimore	W	35-31
01/18/15	AFC Championship	Indianapolis	W	45-7
02/01/15	Super Bowl XLIX	* Seattle	W	28-24
01/16/16	AFC Divisional	Kansas City	W	27-20
01/24/16	AFC Championship	at Denver	L	18-20
01/14/17	AFC Divisional	Houston	W	34-16
01/22/17	AFC Championship	* Pittsburgh	W	36-17
02/05/17	Super Bowl LI	* Atlanta	W	34-28 ot
01/13/18	AFC Divisional	Tennessee	W	35-14
01/21/18	AFC Championship	* Jacksonville	W	24-20
02/04/18	Super Bowl LII	* Philadelphia	L	33-41
01/13/19	AFC Divisional	L.A. Chargers	W	41-28
01/20/19	AFC Championship	at Kansas City	W	37-31 ot
02/03/19	Super Bowl LIII	* L.A. Rams	W	13-3

*Neutral site Super Bowls

PATRIOTS PLAYOFF SEASONS (26)

Year	How Qualified	Record
1963	Div. Champions	1-1
1976	Wild Card	0-1
1978	Div. Champions	0-1
1982*	16-Team Format	0-1
1985	Wild Card	3-1
1986	Div. Champions	0-1
1994	Wild Card	0-1
1996	Div. Champions	2-1
1997	Div. Champions	1-1
1998	Wild Card	0-1
2001	Div. Champions	3-0
2003	Div. Champions	3-0
2004	Div. Champions	3-0
2005	Div. Champions	1-1
2006	Div. Champions	2-1
2007	Div. Champions	2-1
2009	Div. Champions	0-1
2010	Div. Champions	0-1
2011	Div. Champions	2-1
2012	Div. Champions	1-1
2013	Div. Champions	1-1
2014	Div. Champions	3-0
2015	Div. Champions	1-1
2016	Div. Champions	3-0
2017	Div. Champions	2-1
2018	Div. Champions	3-0

NFL PLAYOFF RECORDS

(Minimum 15 Postseason Games)

Team	W	L	Pct.
New England Patriots	37	20	.649
Baltimore Ravens	15	9	.625
Green Bay Packers	34	22	.607
San Francisco 49ers	30	20	.600
Pittsburgh Steelers	36	25	.590
Oakland/LA Raiders	25	19	.568
Dallas Cowboys	35	28	.555
Denver Broncos	23	19	.548
Washington Redskins	23	19	.548

MOST PLAYOFF WINS IN A DECADE

Team	Decade	Wins
New England Patriots	2010s	16
New England Patriots	2000s	14
Dallas Cowboys	1970s	14
Pittsburgh Steelers	1970s	14
San Francisco 49ers	1980s	13
Dallas Cowboys	1990s	12
Washington Redskins	1980s	11
Buffalo Bills	1990s	10
Pittsburgh Steelers	2000s	10

The Patriots are 23-4 at home in the playoffs in their history. Twenty-six of the franchise's 27 home playoff games have been played since Robert Kraft bought the team in 1994.

NFL'S LONGEST HOME PLAYOFF WINNING STREAKS

Team	Win Streak	Seasons
Green Bay Packers	13	1939-2001
New England Patriots	11	1996-2008
New England Patriots	9	*2013-2018
Buffalo Bills	9	1988-1995
Washington Redskins	8	1942-1983

* active

PLAYOFF HISTORY



Super Bowl XXXVI



Super Bowl XXXIX



Super Bowl XLIX



Super Bowl LI



Super Bowl XXXVIII



Super Bowl LIII

INDIVIDUAL PLAYOFF RECORDS

SERVICE

GAMES PLAYED

Career –	
40	Tom Brady (2001, 03-07, 09-18)
28	Stephen Gostkowski (2006-07, 09, 11-18)
23	Matthew Slater (2009-18)
22	Tedy Bruschi (1996-98, 2001, 03-07) Patrick Chung (2009-12,14-18)
	Devin McCourty (2010-18)
21	Vince Wilfork (2004-07, 09-12, 14)
20	Troy Brown (1994, 96-98, 2001, 03-06) Matt Light (2001, 03-07, 09-11)

PLAYOFF SCORING

POINTS SCORED

Career –	
205	Stephen Gostkowski (39 FGs, 88 PAT kicks)
117	Adam Vinatieri (26 FGs, 39 PAT kicks)
72	Rob Gronkowski (12 rec. TD)
50	James White (5 rush TD, 3 rec. TD, 1 two-point)
48	LeGarrette Blount (8 rush TD)

Game –

24	LeGarrette Blount vs. IND, Jan. 11, 2014 (4 rush TD)
20	James White vs. ATL, Feb. 5, 2017 (2 rush TD, 1 rec. TD, 12-pt)
18	Dion Lewis vs. HOU, Jan. 14, 2017 (1 rush TD, 1 rec. TD, 1 ret. TD) LeGarrette Blount vs. IND, Jan. 18, 2015 (3 rush TD) Rob Gronkowski vs. DEN, Jan. 14, 2012 (3 rec. TD) Curtis Martin vs. PIT, Jan. 5, 1997 (3 rush TD) Sony Michel vs. LAC, Jan. 13, 2019 (3 rush TD) Shane Vereen vs. HOU, Jan. 13, 2013 (2 rec. TD, 1 rush TD)

TOUCHDOWNS

Career –	
12	Rob Gronkowski (15 games) (12 rec. TD)
8	LeGarrette Blount (8 games) (8 rush TD)
8	James White (10 games) (5 rush TD, 3 rec. TD)
7	David Givens (8 games) (7 rec. TD)
6	Danny Amendola (13 games) (6 rec. TD) Tom Brady (39 games) (6 rush TD) Sony Michel (3 games) (6 rush TD)

RUSHING ATTEMPTS

Career –	
120	Corey Dillon (8 games)
117	Antowain Smith (6 games)
111	LeGarrette Blount (8 games)
100	Tom Brady (40 games)
93	Laurence Maroney (7 games)
Game –	
30	LeGarrette Blount vs. Indianapolis, Jan. 18, 2015
29	Sony Michel at Kansas City, Jan. 20, 2019
26	Antowain Smith vs. Carolina, Feb. 1, 2004
25	Laurence Maroney vs. San Diego, Jan. 20, 2008
24	Sony Michel vs. LAC, Jan. 13, 2019 LeGarrette Blount vs. Indianapolis, Jan. 11, 2014 Corey Dillon at Pittsburgh, Jan. 23, 2005

PLAYOFF SCORING (CONT.)

TOUCHDOWNS (CONT.)

Game –	
4	LeGarrette Blount vs. IND, Jan. 11, 2014 (4 rush TD)
3	Sony Michel vs. LAC, Jan. 13, 2019 (3 rush TD) James White vs. ATL, Feb. 5, 2017 (2 rush TD, 1 rec. TD) Dion Lewis vs. HOU, Jan. 14, 2017 (1 rush TD, 1 rec. TD, 1 ret. TD) LeGarrette Blount vs. IND, Jan. 18, 2015 (3 rush TD) Shane Vereen vs. HOU, Jan. 13, 2013 (2 rec. TD, 1 rush TD) Rob Gronkowski vs. DEN, Jan. 14, 2012 (3 rec. TD) Curtis Martin vs. PIT, Jan. 5, 1997 (3 rush TD)

PLAYOFF FIELD GOALS

FIELD GOALS MADE

Career –	
39	Stephen Gostkowski (28 games)
26	Adam Vinatieri (17 games)
9	Tony Franklin (5 games)
5	Gino Cappelletti (2 games)
Game –	
5	Adam Vinatieri vs. IND, Jan. 18, 2004 (31, 25, 27,21,34)
4	Tony Franklin at NYJ, Dec. 28, 1985 (33, 41, 20, 26) Gino Cappelletti at BUF, Dec. 28, 1963 (28,12, 33, 36) Stephen Gostkowski vs. PIT, Jan. 22, 2017 (31,47,26) Stephen Gostkowski vs. BAL, Jan. 22, 2012 (29, 35, 24) Stephen Gostkowski at SD, Jan. 14, 2007 (50, 34, 31) Stephen Gostkowski vs. NYJ, Jan. 7, 2007 (20, 40, 28) Adam Vinatieri vs. OAK, Jan. 19, 2002 (23, 45, 23)

FIELD GOALS ATTEMPTED

Career –	
44	Stephen Gostkowski (28 games)
34	Adam Vinatieri (17 games)
11	Tony Franklin (5 games)
6	Gino Cappelletti (2 games)
Game –	
5	Adam Vinatieri vs. IND, Jan. 18, 2004 (31, 25, 27, 21, 34) Tony Franklin at NYJ, Dec. 28, 1985 (33, 41, 20, 41wl, 26) Gino Cappelletti, at BUF, Dec. 28, 1963 (28, 12, 33, 36, 45s)

LONGEST FIELD GOALS

50	Stephen Gostkowski at SD, Jan. 14, 2007
48	Adam Vinatieri at PIT, Jan. 23, 2005 Adam Vinatieri vs. STL, Feb. 3, 2002

PLAYOFF RUSHING

RUSHING YARDS

Career –	
508	Corey Dillon (8 games)
470	LeGarrette Blount (8 games)
456	Antowain Smith (6 games)
425	Kevin Faulk (19 games)
369	Laurence Maroney (7 games)
Game –	
166	LeGarrette Blount vs. Indianapolis, Jan. 11, 2014 Curtis Martin vs. Pittsburgh, Jan. 5, 1997
148	LeGarrette Blount vs. Indianapolis, Jan. 18, 2015
144	Corey Dillon vs. Indianapolis, Jan. 16, 2005
129	Sony Michel vs. LAC, Jan. 13, 2019

RUSHING YARDS

Most 100-yard Games –	
2	LeGarrette Blount Craig James Lawrence Maroney Sony Michel

INDIVIDUAL PLAYOFF RECORDS

PLAYOFF RUSHING (CONT.)

LONGEST RUSHES

78t	Curtis Martin vs. Pittsburgh, Jan. 5, 1997
73t	LeGarrette Blount vs. Indianapolis, Jan. 11, 2014
45	Robert Weathers at Miami, Jan. 12, 1986

RUSHING TOUCHDOWNS

Career –

8	LeGarrette Blount (8 games)
6	Tom Brady (40 games) Sony Michel (3 games)
5	Curtis Martin (3 games) James White (11 games)
4	Corey Dillon (8 games)

PASSING YARDS

Career –

11,179	Tom Brady (40 games)*
1,335	Drew Bledsoe (7 games)
571	Steve Grogan (4 games)
561	Tony Eason (5 games)
489	Vito "Babe" Parilli (2 games)

Game –

505	Tom Brady vs. Philadelphia, Feb. 4, 2018*
466	Tom Brady vs. Atlanta, Feb. 5, 2017
384	Tom Brady vs. Pittsburgh, Jan. 22, 2017
367	Tom Brady vs. Baltimore, Jan. 10, 2015
363	Tom Brady vs. Denver, Jan. 14, 2012

Most 300-yard Games –

16	Tom Brady
1	Vito "Babe" Parilli

PASSING ATTEMPTS

Career –

1,589	Tom Brady (40 games)*
252	Drew Bledsoe (7 games)
95	Steve Grogan (4 games)
72	Tony Eason (5 games)
64	Vito "Babe" Parilli (2 games)

Game –

62	Tom Brady vs. Atlanta, Feb. 5, 2017*
56	Tom Brady at Denver, Jan. 24, 2016
54	Tom Brady vs. Baltimore, Jan. 20, 2013
53	Tom Brady vs. Tennessee, Jan. 13, 2018
52	Tom Brady vs. Oakland, Jan. 19, 2002

PASSING COMPLETIONS

Career –

1,005	Tom Brady (40 games)*
129	Drew Bledsoe (7 games)
48	Steve Grogan (4 games)
42	Tony Eason (5 games)

Game –

43	Tom Brady vs. Atlanta, Feb. 5, 2017*
37	Tom Brady vs. Seattle, Feb. 1, 2015
35	Tom Brady vs. Tennessee, Jan. 13, 2018
34	Tom Brady vs. L.A. Chargers, Jan. 13, 2019
33	Tom Brady vs. Baltimore, Jan. 10, 2015

COMPLETION PERCENTAGE

Career –

63.2	Tom Brady (40 games) (1,589-1,005)
58.3	Tony Eason (5 games) (72-42)
54.5	Tom Owen (1 game) (22-12)
51.2	Drew Bledsoe (7 games) (252-129)
50.5	Steve Grogan (4 games) (95-48)

RUSHING TOUCHDOWNS (CONT.)

Game –

4	LeGarrette Blount vs. Indianapolis, Jan. 11, 2014
3	Sony Michel vs. L.A. Chargers, Jan. 13, 2019 LeGarrette Blount vs. Indianapolis, Jan. 18, 2015 Curtis Martin vs. Pittsburgh, Jan. 5, 1997

LONGEST RUSHING TOUCHDOWNS

78	Curtis Martin vs. Pittsburgh, Jan. 5, 1997
73	LeGarrette Blount vs. Indianapolis, Jan. 11, 2014

PLAYOFF PASSING

COMPLETION PERCENTAGE (CONT.)

Game –

92.9	Tom Brady vs. Jacksonville, Jan. 12, 2008 (28-26)*
83.0	Tony Eason at Miami, Jan. 12, 1986 (12-10)
77.3	Tom Brady vs. L.A. Chargers, Jan. 13, 2019 (44-34)
76.5	Tom Brady vs. Denver, Jan. 14, 2012 (34-26)
76.2	Tom Brady vs. Pittsburgh, Jan. 22, 2017 (42-32)

PASSING TOUCHDOWNS

Career –

73	Tom Brady (40 games)*
7	Tony Eason (5 games)
6	Drew Bledsoe (7 games)
3	Steve Grogan (4 games)
2	Vito "Babe" Parilli (2 games)

Game –

6	Tom Brady vs. Denver, Jan. 14, 2012**
4	Tom Brady vs. Seattle, Feb. 1, 2015

INTERCEPTIONS

Career –

34	Tom Brady (40 games)
12	Drew Bledsoe (7 games)
7	Steve Grogan (4 games)
2	Vito "Babe" Parilli (2 games)

Game –

4	Drew Bledsoe vs. Green Bay, Jan. 26, 1997
3	Drew Bledsoe at Cleveland, Jan. 1, 1995 Tom Brady vs. Baltimore, Jan. 10, 2010 Tom Brady vs. San Diego, Jan. 20, 2008 Tom Brady at San Diego, Jan. 14, 2007

PASSER RATING

Career (Minimum 25 attempts) –

115.6	Tony Eason (5 games)
90.5	Tom Brady (40 games)
67.8	Vito "Babe" Parilli (2 games)
54.9	Drew Bledsoe (7 games)
50.4	Scott Zolak (2 games)

Game (Minimum 25 attempts) –

141.4	Tom Brady vs. Jacksonville, Jan. 12, 2008
137.6	Tom Brady vs. Denver, Jan. 14, 2012
132.0	Tony Eason at N.Y. Jets, Dec. 28, 1985
130.9	Tony Eason at Miami, Jan. 12, 1986
130.5	Tom Brady at Pittsburgh, Jan. 23, 2005

** Tied NFL Record

*NFL Record

INDIVIDUAL PLAYOFF RECORDS

PLAYOFF RECEIVING

RECEPTIONS

Career –

115	Julian Edelman (18 games)
81	Rob Gronkowski (16 games)
69	Wes Welker (9 games)
58	Troy Brown (20 games)
57	Danny Amendola (13 games)

Game –

15	James White vs. L.A. Chargers, Jan. 13, 2019*
14	James White vs. Atlanta, Feb. 5, 2017
11	Danny Amendola vs. Tennessee, Jan. 13, 2018
	Shane Vereen vs. Seattle, Feb. 1, 2015
	Wes Welker vs. N.Y. Giants, Feb. 3, 2008
	Deion Branch vs. Philadelphia, Feb. 6, 2005

Double-Digit Reception Games –

3	Julian Edelman
2	Deion Branch
	James White

RECEIVING YARDS

Career –

1,412	Julian Edelman (18 games)
1,163	Rob Gronkowski (16 games)
852	Deion Branch (14 games)
709	Danny Amendola (13 games)
694	Troy Brown (20 games)

Game –

180	Chris Hogan vs. Pittsburgh, Jan. 22, 2017 (9 rec)
153	Deion Branch at Denver, Jan. 14, 2006 (8)
152	Danny Amendola vs. Philadelphia, Feb. 4, 2018 (8)
151	Julian Edelman vs. LAC, Jan. 13, 2019 (9)
145	Rob Gronkowski vs. Denver, Jan 14, 2012 (10)

RECEIVING YARDS (CONT.)

100-yard Receiving Games –

6	Julian Edelman
4	Deion Branch
	Rob Gronkowski
3	Wes Welker

TOUCHDOWN RECEPTIONS

Career –

17	Rob Gronkowski (16 games)
12	David Givens (8 games)
6	Danny Amendola (13 games)
5	Julian Edelman (18 games)
4	Deion Branch (14 games)
	Chris Hogan (9 games)
	Wes Welker (9 games)

Game –

3	Rob Gronkowski vs. Denver, Jan. 14, 2012
2	Rob Gronkowski vs. Philadelphia, Feb. 4, 2018
	Danny Amendola vs. Jacksonville, Jan. 21, 2018
	Chris Hogan vs. Pittsburgh, Jan. 22, 2017
	Rob Gronkowski vs. Kansas City, Jan. 16, 2016
	Danny Amendola vs. Baltimore, Jan. 10, 2015
	Julian Edelman vs. Baltimore, Jan. 10, 2010
	Shane Vereen vs. Houston, Jan. 13, 2013
	Benjamin Watson vs. Jacksonville, Jan. 12, 2008
	Larry Garron at Buffalo, Dec. 28, 1963
	Stanley Morgan at Denver, Jan. 4, 1987

LONGEST RECEPTIONS

73	Deion Branch from Tom Brady, at Denver, 1/14/06
63t	Benjamin Watson from Tom Brady, vs. Jac., 1/7/06
61t	Deion Branch from Tom Brady, vs. Denver, 1/14/12
60t	Deion Branch from Tom Brady, at Pittsburgh, 1/23/05
59t	Larry Garron from Babe Parilli, at Buffalo, 12/28/63

PLAYOFF SCRIMMAGE YARDS

SCRIMMAGE YARDS (RUSHING & RECEIVING)

Career –

1,481	Julian Edelman (18 games) (69 rush, 1,412 rec.)
1,163	Rob Gronkowski (16 games) (0 rush, 1,163 rec.)
893	Deion Branch (14 games) (41 rush, 852 rec.)
837	Kevin Faulk (19 games) (425 rush, 412 rec.)
725	Danny Amendola (13 games) (16 rush, 709 rec.)

SACKS

Career –

16.0	Willie McGinest (18 games)*
7.0	Mike Vrabel (17 games)
6.0	Rob Ninkovich (15 games)
5.5	Trey Flowers (9 games)
5.0	Jarvis Green (15 games)

PLAYOFF SACKS

Game –

4.5	Willie McGinest vs. Jacksonville, Jan. 7, 2006*
3.0	Garin Veris vs. N.Y. Jets, Dec. 28, 1985
3.0	Willie McGinest vs. Tennessee, Jan. 10, 2004
2.5	Trey Flowers vs. Atlanta, Feb. 5, 2017
2.5	Jarvis Green vs. Indianapolis, Jan. 18, 2004

* NFL Record

INDIVIDUAL PLAYOFF RECORDS

PLAYOFF INTERCEPTIONS

INTERCEPTIONS

Career –

7	Rodney Harrison (9 games)
5	Asante Samuel (14 games)
4	Ty Law (12 games)
3	Duron Harmon (16 games)
	Fred Marion (6 games)

Game –

3	Ty Law vs. Indianapolis, Jan. 18, 2004
2	Alfonzo Dennard vs. Indianapolis, Jan. 11, 2014
	Rodney Harrison vs. Philadelphia, Feb. 6, 2005
	Eugene Wilson at Pittsburgh, Jan. 23, 2005
	Ronnie Lippett at L.A. Raiders, Jan. 5, 1986
	Bob Dee at Buffalo, Dec. 28, 1963
	Ross O'Hanley at Buffalo, Dec. 28, 1963

INTERCEPTION RETURN YARDAGE

Career –

158	Asante Samuel (14 games)
118	Rodney Harrison (8 games)
73	Ty Law (12 games)
69	Fred Marion (6 games)
45	Jamie Collins (5 games)

PUNTS

Career –

58	Ryan Allen (16 games)
43	Tom Tupa (6 games)
35	Rich Camarillo (6 games)
34	Ken Walter (6 games)
23	Josh Miller (5 games)

Game –

9	Rich Camarillo at Denver, Jan. 4, 1987 (50.2 avg.)
8	Ken Walter vs. St. Louis, Feb. 3, 2002 (43.1)
	Ken Walter vs. Oakland, Jan. 19, 2002 (35.0)
	Tom Tupa, at Jacksonville, Jan. 3, 1999 (47.3)
	Tom Tupa, vs. Green Bay, Jan. 26, 1997 (45.1)

INTERCEPTION RETURN YARDAGE (CONT.)

Game –

87	Rodney Harrison at Pittsburgh, Jan. 23, 2005 (1 int.)
73	Asante Samuel vs. Jacksonville, Jan. 7, 2006 (1)
47	Ty Law vs. St. Louis, Feb. 3, 2002 (1)
40	Todd Collins vs. Miami, Dec. 28, 1997 (1)
39	Asante Samuel at Indianapolis, Jan. 21, 2007 (1)

LONGEST INTERCEPTION RETURN

87	Rodney Harrison, at Pittsburgh, Jan. 23, 2005 (TD)
73	Asante Samuel, vs. Jacksonville, Jan. 7, 2006 (TD)
47	Ty Law, vs. St. Louis, Feb. 3, 2002 (TD)
40	Todd Collins vs. Miami, Dec. 28, 1997 (TD)
39	Asante Samuel at Indianapolis, Jan. 21, 2007 (TD)

INTERCEPTION RETURNS FOR TOUCHDOWNS

3	Asante Samuel (14 games)
1	Rodney Harrison (9 games)
	Ty Law (12 games)
	Todd Collins (5 games)

PLAYOFF PUNTS

PUNT AVERAGE

Career (Minimum 10 Punts) –

45.7	Todd Sauerbrun (14 punts)
44.5	Rich Camarillo (35 punts)
44.2	Zoltan Mesko (21 punts)
43.0	Josh Miller (23 punts)
42.9	Ryan Allen (58 punts)

Game –

52.8	Zoltan Mesko vs. Houston, Jan. 13, 2013 (5 punts)
51.4	Todd Sauerbrun at Indianapolis, Jan. 14, 2007 (5 punts)
50.2	Rich Camarillo at Denver, Jan. 4, 1987 (9 punts)
49.0	Ryan Allen vs. Seattle, Feb. 1, 2015 (4 punts)
47.3	Tom Tupa vs. Jacksonville, Jan. 3, 1999 (8 punts)

LONGEST PUNTS

68	Tom Yewcic at San Diego, Jan. 5, 1964
64	Ryan Allen vs. Seattle, Feb. 1, 2015
	Zoltan Mesko vs. Houston, Jan. 13, 2013
62	Rich Camarillo vs. Chicago, Jan. 26, 1986
61	Zoltan Mesko vs. Houston, Jan. 13, 2013

PLAYOFF PUNT RETURNS

PUNT RETURNS

Career –

39	Julian Edelman (18 games)
33	Troy Brown (20 games)
18	David Meggett (5 games)
9	Danny Amendola (13 games)
8	Wes Welker (9 games)
	Irving Fryar (4 games)

PUNT RETURNS (CONT.)

Game –

7	David Meggett vs. Pittsburgh, Jan. 5, 1997
5	Julian Edelman vs. L.A. Chargers, Jan. 13, 2019
	Troy Brown vs. Oakland, Jan. 19, 2002
	Julian Edelman vs. Indianapolis, Jan. 11, 2014
4	Julian Edelman vs. Houston, Jan. 14, 2017
	Wes Welker vs. Baltimore, Jan. 20, 2013
	Tim Dwight vs. Jacksonville, Jan. 7, 2006
	Troy Brown vs. Carolina, Feb. 1, 2004
	Troy Brown at Jacksonville, Jan. 3, 1999
	David Meggett vs. Green Bay, Jan. 26, 1997
	Irving Fryar at N.Y. Jets, Dec. 28, 1985

INDIVIDUAL PLAYOFF RECORDS

PLAYOFF PUNT RETURNS (CONT.)

PUNT RETURN YARDS

Career –

443	Julian Edelman (18 games)
315	Troy Brown (20 games)
165	David Meggett (5 games)
106	Danny Amendola (13 games)
85	Wes Welker (9 games)

Game –

80	Troy Brown at Pittsburgh, Jan. 27, 2002
72	David Meggett vs. Pittsburgh, Jan. 5, 1997
71	Julian Edelman vs. Indianapolis, Jan. 18, 2015
56	Wes Welker vs. Baltimore, Jan. 20, 2013
49	Troy Brown vs. Oakland, Jan. 19, 2002

LONGEST PUNT RETURN

55t	Troy Brown at Pittsburgh, Jan. 27, 2002
45	Julian Edelman vs. Indianapolis, Jan. 18, 2015
41	Julian Edelman vs. N.Y. Jets, Jan. 16, 2011
28	Danny Amendola at Denver, Jan. 24, 2016
	Wes Welker vs. Baltimore, Jan. 20, 2013
	Julian Edelman vs. Baltimore, Jan. 10, 2010
	Troy Brown vs. Carolina, Feb. 1, 2004
	Art Graham at Buffalo., Dec. 28, 1963

PLAYOFF KICKOFF RETURNS

KICKOFF RETURNS

Career –

17	Ellis Hobbs (8 games)
15	Patrick Pass (10 games)
	Stephen Starring (5 games)
12	Laurence Maroney (7 games)
11	Bethel Johnson (6 games)
	Dion Lewis (6 games)

Game –

7	Stephen Starring vs. Chicago, Jan. 26, 1986
6	Ellis Hobbs at Indianapolis, Jan. 21, 2007
	Derrick Cullors at Jacksonville, Jan. 3, 1999
5	Danny Amendola vs. Baltimore, Jan. 10, 2015
	Brandon Tate vs. N.Y. Jets, Jan. 16, 2011
	Patrick Pass vs. Oakland, Jan. 19, 2002
	David Meggett vs. Green Bay, Jan. 26, 1997

KICKOFF RETURN YARDS (CONT.)

Game –

220	Ellis Hobbs at Indianapolis, Jan. 21, 2007
153	Stephen Starring vs. Chicago, Jan. 26, 1986
125	Danny Amendola vs. Baltimore, Jan. 10, 2015
124	Dion Lewis vs. Houston, Jan. 14, 2017
117	David Meggett vs. Green Bay, Jan. 26, 1997

LONGEST KICKOFF RETURN

98t	Dion Lewis vs. Houston, Jan. 14, 2017
80	Ellis Hobbs at Indianapolis, Jan. 21, 2007
47	Raymond Clayborn vs. Houston, Dec. 31, 1978
43	Laurence Maroney vs. N.Y. Giants, Feb. 3, 2008
42	Darius Butler vs. Baltimore, Jan. 10, 2010

KICKOFF RETURN YARDS

Career –

471	Ellis Hobbs (8 games)
336	Patrick Pass (10 games)
315	Stephen Starring (5 games)
268	Dion Lewis (6 games)
257	Laurence Maroney (7 games)

TEAM PLAYOFF RECORDS

MOST POINTS SCORED

45	vs. Ind., Jan. 18, 2015 (W 45-7)
45	vs. Denver, Jan. 14, 2012 (W 45-10)
43	vs. Ind., Jan. 11, 2014 (W 43-22)
41	vs. L.A. Chargers, Jan. 13, 2019 (W 41-28) vs. Houston, Jan. 13, 2013 (W 41-28) at Pittsburgh, Jan. 23, 2005 (W 41-27)

FEWEST POINTS ALLOWED

3	vs. L.A. Rams, Feb. 3, 2019 (W 13-3) vs. Jacksonville, Jan. 7, 2006 (W 28-3) vs. Indianapolis, Jan. 16, 2005 (W 20-3) vs. Miami, Dec. 28, 1997 (W 17-3) vs. Pittsburgh, Jan. 5, 1997 (W 28-3)
6	vs. Jacksonville, Jan. 12, 1997 (W 20-6)

FIST DOWNS

Total –

37	vs. Atlanta, Feb. 5, 2017
36	at Kansas City, Jan. 20, 2019
31	vs. Tennessee, Jan. 13, 2018
31	vs. Denver, Jan. 14, 2012
30	vs. L.A. Chargers, Jan. 13, 2019

Rushing –

15	at Kansas City, Jan. 20, 2019 at Miami, Jan. 12, 1986
14	vs. Indianapolis, Jan. 18, 2015
13	vs. Indianapolis, Jan. 11, 2014 vs. San Diego, Jan. 20, 2008 vs. N.Y. Jets, Jan. 7, 2007

Passing –

26	vs. Atlanta, Feb. 5, 2017
23	vs. Philadelphia, Feb. 4, 2018
22	vs. Baltimore, Jan. 10, 2015
21	vs. Seattle, Feb. 1, 2015
20	at Kansas City, Jan. 20, 2019 vs. Tennessee, Jan. 13, 2018

Penalty –

7	at Oakland, Dec. 18, 1976
4	vs. L.A. Rams, Feb. 3, 2019 vs. Atlanta, Feb. 5, 2017 at Denver, Jan. 24, 2016

Third Down Efficiency –

.688	vs. N.Y. Jets, Jan. 7, 2007 (11/16)
.684	at Kansas City, Jan. 20, 2019 (13/19)
.667	vs. Indianapolis, Jan. 18, 2015 (12/18)
.647	vs. Tennessee, Jan. 13, 2018 (11/18)
.647	vs. Pittsburgh, Jan. 22, 2017 (11/17)

TOTAL NET YARDS

Game –

613	vs. Philadelphia, Feb. 4, 2018 (113 R, 500 P, 72 plays)
546	vs. Atlanta, Feb. 5, 2017 (104 R, 442 P, 93 plays)
524	at Kansas City, Jan. 20, 2019 (176 R, 348 P, 94 plays)
509	vs. Denver, Jan. 14, 2012 (146 R, 363 P, 64 plays)
498	vs. L.A. Chargers, Jan. 13, 2019 (155 R, 343 P, 78 plays)

NUMBER OF PLAYS

94	at Kansas City, Jan. 20, 2019 (48R, 46P)
93	vs. Atlanta, Feb. 5, 2017 (25R, 68P)
84	vs. Oak., Jan. 19, 2002 (30R, 54P)
83	vs. Carolina, Feb. 1, 2004 (35R, 48P)
82	vs. Baltimore, Jan. 20, 2013 (28R, 54P)

NUMBER OF TWO-POINT PLAYS MADE

2	vs. Atlanta, Feb. 5, 2017 (1R, 1P)
1	Four times. Most Recent: vs. Indianapolis, Jan. 11, 2014 (1R)

RUSHING

Attempts –

59	at Miami, Jan. 12, 1986
49	at Oakland, Dec. 18, 1976 at L.A. Raiders, Jan. 5, 1986
48	at Kansas City, Jan. 20, 2019
46	vs. Indianapolis, Jan. 11, 2014
40	vs. Indianapolis, Jan. 18, 2015

Rushing Yards –

255	at Miami, Jan. 12, 1986
234	vs. Indianapolis, Jan. 11, 2014
210	vs. Indianapolis, Jan. 16, 2005
194	vs. Pittsburgh, Jan. 5, 1997
177	vs. Indianapolis, Jan. 18, 2015

Rushing Touchdowns –

6	vs. Indianapolis, Jan. 11, 2014
4	at Kansas City, Jan. 20, 2019 vs. L.A. Chargers, Jan. 13, 2019
3	vs. Pittsburgh, Jan. 5, 1997 vs. Indianapolis, Jan. 18, 2015

PASSING

Attempts –

63	vs. Atlanta, Feb. 5, 2017
56	at Denver, Jan. 24, 2016
54	vs. Baltimore, Jan. 20, 2013
53	vs. Tennessee, Jan. 13, 2018
52	vs. Oakland, Jan. 19, 2002

Completions –

43	vs. Atlanta, Feb. 5, 2017*
37	vs. Seattle, Feb. 1, 2015
35	vs. Tennessee, Jan. 13, 2018
34	vs. L.A. Chargers, Jan. 13, 2019
34	vs. Baltimore, Jan. 10, 2015

Net Yards Passing –

500	vs. Philadelphia, Feb. 4, 2018*
442	vs. Atlanta, Feb. 5, 2017
408	vs. Baltimore, Jan. 10, 2015
374	vs. Pittsburgh, Jan. 22, 2017
363	vs. Denver, Jan. 14, 2012

*NFL Record

TEAM PLAYOFF RECORDS

PASSING TOUCHDOWNS

6	vs. Denver, Jan. 14, 2012
4	vs. Seattle, Feb. 1, 2015
4	vs. Baltimore, Jan. 10, 2015
3	vs. Philadelphia, Feb. 4, 2018
	vs. Tennessee, Jan. 13, 2018
	vs. Pittsburgh, Jan. 22, 2017
	vs. Indianapolis, Jan. 18, 2015
	vs. Houston, Jan. 13, 2013
	vs. Jacksonville, Jan. 12, 2008
	vs. Jacksonville, Jan. 7, 2006
	vs. Carolina, Feb. 1, 2004
	at Miami, Jan. 12, 1986

Interceptions (Most) –

4	vs. Green Bay, Jan. 26, 1997
3	Five Times. Most Recent: vs. Baltimore, Jan. 10, 2010

Interceptions (Fewest) –

0	Many times. Most Recent: vs. L.A. Chargers, Jan. 13, 2019
---	--

PUNTING

Most Punts For –

9	at Denver, Jan. 4, 1987 (50.2 avg.)
8	Four times. Most Recent: vs. St. Louis Feb. 3, 2002 (43.1)

Fewest Punts For –

0	vs. Philadelphia, Feb. 4, 2018
1	vs. Jacksonville, Jan. 12, 2008
2	at Kansas City, Jan. 20, 2019
	vs. Pittsburgh, Jan. 22, 2017
	vs. Baltimore, Jan. 22, 2012
	vs. N.Y. Jets, Jan. 7, 2007
	vs. Indianapolis, Jan. 18, 2004

DEFENSE

Fewest Yards Allowed –

162	vs. Miami, Dec. 28, 1997
209	vs. Indianapolis, Jan. 18, 2015
213	vs. Pittsburgh, Jan. 5, 1997
230	vs. Oakland, Jan. 19, 2002

Most Yards Allowed –

610	at San Diego, Jan. 5, 1963
538	vs. Philadelphia, Feb. 4, 2018
507	at Denver, Jan. 19, 2014
455	at Indianapolis, Jan. 21, 2007
448	vs. Miami, Jan 8, 1983

Sacks –

8	vs. Tennessee, Jan. 13, 2018 (52 yds)
6	vs. Jacksonville, Jan. 7, 2006 (42 yds)
5	vs. Atlanta, Feb. 5, 2017 (44 yds)
	vs. Denver, Jan. 14, 2012 (28 yds)
	vs. Green Bay, Jan. 26, 1997 (38)
	at N.Y. Jets, Dec. 28, 1985 (51)

GREATEST PLAYOFF COMEBACKS

Rank	Date	Opponent	Largest Deficit	Largest Deficit Score	Final Score
1.	02/05/17	vs. Atlanta	25 points	28-3	34-28 ot
2.	01/10/15	vs. Baltimore	14 Points	14-0, 28-14	35-31
3.	01/21/18	vs. Jacksonville	11 Points	14-3	24-20
	01/14/07	@ San Diego	11 Points	14-3	24-21

DEFENSE (CONT.)

Interceptions –

4	vs. Indianapolis, Jan. 11, 2014
	vs. Indianapolis, Jan. 18, 2004
	at Buffalo, Dec. 28, 1964
3	vs. Houston, Jan. 14, 2017
	vs. Philadelphia, Feb. 6, 2005
	at Pittsburgh, Jan. 23, 2005
	at Pittsburgh, Jan. 27, 2002
	at L.A. Raiders, Jan. 5, 1986

Turnovers Forced –

6	at Miami, Jan. 12, 1986 (2 INT, 4 FR) at L.A. Raiders, Jan. 5, 1986 (3 INT, 3 FR) at Buffalo, Dec. 28, 1963 (4 INT, 2 FR)
5	vs. Ind., Jan. 18, 2004 (4 INT, 1 FR)
4	vs. Ind., Jan. 11, 2014 (4 INT) at S.D., Jan. 14, 2007 (1 INT, 3 FR) vs. Phila., Feb. 6, 2005 (3 INT, 1 FR) at Pitt., Jan. 23, 2005 (3 INT, 1 FR) at Pitt., Jan. 27, 2002 (3 INT, 1 FR) vs. Jac., Jan. 12, 1997 (2 INT, 2 FR) at N.Y. Jets, Dec. 28, 1985 (2 INT, 2 FR)

PENALTIES

Most –

12	at Pittsburgh Jan. 27, 2002 (87 yds)
10	at Oakland, Dec. 18, 1976 (83)
9	vs. L.A. Chargers, Jan. 13, 2019 (75)
8	at Indianapolis, Jan. 21, 2007 (63) at Denver, Jan. 14, 2006 (82) vs. Carolina, Feb. 1, 2004 (60) vs. Houston, Dec. 31, 1978 (92)

Fewest –

1	vs. Philadelphia, Feb. 4, 2018 (5 yds) vs. Jacksonville, Jan. 21, 2018 (10) vs. Baltimore, Jan. 22, 2012 (5) at Pittsburgh, Jan. 23, 2005 (5) vs. Oakland Jan. 19, 2002 (15) at N.Y. Jets, Dec. 28, 1985 (10) at San Diego, Jan. 5, 1964 (18)
---	---

Most Yards Lost –

92	vs. Hou., Dec. 31, 1978 (8 pen.)
87	at Pittsburgh Jan. 27, 2002 (12)
83	at Oakland, Dec. 18, 1976 (10)
82	at Denver, Jan. 14, 2006 (8)

Fewest Yards Lost –

5	vs. Philadelphia, Feb. 4, 2018 (1) vs. Baltimore, Jan. 22, 2012 (1) at Pittsburgh, Jan. 23, 2005 (1) vs. Jacksonville, Jan. 12, 1997 (2)
10	vs. Jacksonville, Jan. 21, 2018 (1) vs. Pittsburgh, Jan. 22, 2017 (2) at N.Y. Jets, Dec. 28, 1985 (1)
14	vs. Tennessee, Jan. 10, 2004 (2)

1963 AFL CHAMPIONSHIP GAME

1963 AFL CHAMPIONSHIP GAME • SAN DIEGO 51, BOSTON 10 • BALBOA STADIUM

January 5, 1964 • Weather: 71 degrees; wind NW 11 mph • Attendance - 30,127

	1	2	3	4	OT	F
Boston Patriots	7	3	0	0	--	10
San Diego Chargers	21	10	7	13	--	51

TEAM	Q	PLAY	SCORE					
			Visitor	Home				
SD	1	T. Rote 2 yd run (G. Blair kick)	0	7				
SD	1	K. Lincoln 67 yd run (G. Blair kick)	0	14				
BOS	1	L. Garron 7 yd run (G. Cappelletti kick)	7	14				
SD	1	P. Lowe 58 yd run (G. Blair kick)	7	21				
SD	2	G. Blair 11 yd field goal	7	24				
BOS	2	G. Cappelletti 15 yd field goal	10	24				
SD	2	D. Norton 14 yd pass from T. Rote (G. Blair kick)	10	31				
SD	3	L. Alworth 48 yd pass from T. Rote (G. Blair kick)	10	38				
SD	4	K. Lincoln 25 yd pass from J. Hadl (pass failed)	10	44				
SD	4	J. Hadl 1 yd run (G. Blair kick)	10	51				

FINAL INDIVIDUAL STATISTICS

RUSHING					RUSHING						
NO	YDS	AVG	LG	TD	NO	YDS	AVG	LG	TD		
H. Crump	7	18	2.6	6	K. Lincoln	13	206	15.8	67t	1	
L. Garron	3	15	5.0	7t	P. Lowe	12	94	7.8	58t	1	
B. Lott	3	15	5.0	6	T. Rote	4	15	3.8	10	1	
T. Yewcic	1	14	14.0	14	G. McDougall	1	2	2.0	2	0	
V. Parilli	1	10	10.0	10	J. Hadl	1	1	1.0	1t	1	
R. Burton	1	3	3.0	3	B. Jackson	1	0	0.0	0	0	
Patriots:	16	75	4.7	14	1	Chargers:	32	318	9.9	67t	4

RECEIVING					RECEIVING					
NO	YDS	AVG	LG	TD	NO	YDS	AVG	LG	TD	
R. Burton	4	12	3.0	8	K. Lincoln	7	123	17.6	32	1
J. Colclough	3	26	8.7	10	L. Alworth	4	77	19.3	48	1
G. Cappelletti	2	72	36.0	49	J. MacKinnon	2	53	26.5	33	0
A. Graham	2	68	34.0	45	D. Norton	2	44	22.0	30	1
H. Crump	2	28	14.0	28	D. Kocourek	1	5	5.0	5	0
B. Lott	2	16	8.0	11	G. McDougall	1	3	3.0	3	0
L. Garron	2	6	3.0	5	Chargers:	17	305	17.9	48	3
Patriots:	17	228	13.4	49	0					

INTERCEPTIONS					INTERCEPTIONS					
NO	YDS	AVG	LG	TD	NO	YDS	AVG	LG	TD	
None					B. Mitinger	1	5	5.0	5	0
					P. Maguire	1	10	10.0	10	0
					Chargers:	2	15	7.5	10	0

PUNTING					PUNTING				
NO	YDS	AVG	LG	TD	NO	YDS	AVG	LG	TD
T. Yewcic	7	328	46.9	68	R. Maguire	2	87	43.5	44

PUNT RET.					PUNT RET.				
NO	YDS	AVG	LG	TD	NO	YDS	AVG	LG	TD
None					None				

KICKOFF RET.					KICKOFF RET.					
NO	YDS	AVG	LG	TD	NO	YDS	AVG	LG	TD	
L. Garron	2	32	16.0	17	L. Alworth	2	47	23.5	28	0
H. Crump	2	31	15.5	22	P. Lowe	1	23	23.0	23	0
R. Burton	2	27	13.5	18	Chargers:	3	70	23.3	62	0
B. Suci	1	18	18.0	18						
T. Romeo	1	9	9.0	9						
B. Yates	1	5	5.0	5						
Patriots:	9	122	13.6	22	0					

PASSING									
A	C	YDS	PCT.	TD	I	LG	S/YD	RATING	
B. Parilli	29	14	189	48.3	0	1	49	0/0	55.1
T. Yewcic	8	3	39	37.5	0	1	23	0/0	14.1
Patriots:	37	17	228	45.9	0	2	45	0/0	43.5

PASSING									
A	C	YDS	PCT.	TD	I	LG	S/YD	RATING	
T. Rote	15	10	173	66.6	2	0	48	0/0	145.3
J. Hadl	10	6	112	60.0	1	0	33	0/0	132.1
K. Lincoln	1	1	20	100.0	0	0	20	0/0	118.8
Chargers:	25	16	305	64.0	3	0	48	0/0	145.8

TEAM STATISTICS		BOS	SD
TOTAL FIRST DOWNS		14	21
By Rushing		6	11
By Passing		8	9
By Penalty		0	1
TOTAL NET YARDS		262	610
Total Offensive Plays		59	60
NET YARDS RUSHING		75	318
Total Rushing Plays		16	32
Avg. per Rush		4.7	9.9
NET YARDS PASSING		186	292
Gross Yards Passing		228	305
Att.-Comp.-I	37-17-2	26-17-0	
Completion Pct.		45.9	65.4
PUNTS/AVERAGE		7/47	2/43.5
PENALTIES/YARDS		1/18	6/30
FUMBLES/BALLS LOST		1/0	1/1
FIELD GOALS		15	11

BOSTON PATRIOTS STARTING LINEUP

WR	G. Cappelletti	DE	B. Dee
T	D. Oakes	DT	H. Antwine
G	C. Long	DT	J. Richardson
C	W. Cudzik	DE	L. Eisenhauer
G	B. Neighbors	LB	T. Addison
T	M. Graham	LB	N. Buoniconti
TE	T. Romeo	LB	J. Rudolph
WR	J. Colclough	CB	D. Felt
QB	V. Parilli	CB	B. Suci
RB	R. Burton	S	R. Hall
FB	L. Garron	S	R. O'Hanley

SAN DIEGO CHARGERS STARTING LINEUP

WR	D. Norton	DE	E. Faison
T	E. Wright	DT	H. Schmidt
G	S. DeLuca	DT	G. Gross
C	D. Rogers	DE	B. Patrich
G	P. Shea	LB	E. Karas
T	R. Mix	LB	C. Allen
TE	D. Kocourck	LB	P. Maguire
WR	L. Alworth	CB	B. Whitehead
QB	T. Rote	CB	D. Harris
RB	K. Lincoln	S	G. Blair
FB	P. Lowe	S	G. Glick

GAME NOTES

- This was the first of 10 championship games involving the Patriots. (also Super Bowls XX, XXXI, XXXVI, XXXVIII, XXXIX, XLII, XLVI, XLIX and LI).
- The 610 yards yielded by the Patriots defense still ranks as the highest total ever given up by the Patriots.
- The Patriots committed only one penalty versus the Chargers. It is the lowest single game total in team playoff history (tied with Dec. 28, 1985 at N.Y. Jets).

SUPER BOWL XX

SUPER BOWL XX • CHICAGO 46, NEW ENGLAND 10 • LOUISIANA SUPERDOME

January 26, 1986 • Weather: indoors • Attendance - 73,818

	1	2	3	4	OT	F
Chicago Bears	13	10	21	2	--	46
New England Patriots	3	0	0	7	--	10

TEAM	Q	PLAY	SCORE	
			Visitor	Home
NE	1	T. Franklin 36 yd field goal	0	3
CHI	1	K. Butler 28 yd field goal	3	3
CHI	1	K. Butler 24 yd field goal	6	3
CHI	1	M. Suhey 11 yd run (K. Butler kick)	13	3
CHI	2	J. McMahon 2 yd run (K. Butler kick)	20	3
CHI	2	K. Butler 24 yd field goal	23	3
CHI	3	J. McMahon 1 yd run (K. Butler kick)	30	3
CHI	3	R. Phillips 28 yd interception return (K. Butler kick)	37	3
CHI	3	W. Perry 1 yd run (K. Butler kick)	44	3
NE	4	I. Fryar 8 yd pass from S. Grogan (T. Franklin kick)	44	10
CHI	4	Safety, S. Grogan tackled by H. Waechter in end zone	46	10

FINAL INDIVIDUAL STATISTICS

RUSHING	NO	YDS	AVG	LG	TD	RUSHING	NO	YDS	AVG	LG	TD
T. Collins	3	4	1.3	3	0	W. Payton	22	61	2.8	7	0
R. Weathers	1	3	3.0	3	0	M. Suhey	11	52	4.7	11	1
S. Grogan	1	3	3.0	3	0	T. Sanders	4	15	3.8	10	0
C. James	5	1	0.2	3	0	D. Gentry	3	15	5.0	8	0
G. Hawthorne	1	-4	-4.0	-4	0	J. McMahon	5	14	2.8	7	2
Patriots:	11	7	0.6	3	0	C. Thomas	2	8	4.0	7	0
						W. Perry	1	1	1.0	1t	1
						S. Fuller	1	1	1.0	1	0
						Bears:	49	167	3.4	11	4

RECEIVING	NO	YDS	AVG	LG	TD	RECEIVING	NO	YDS	AVG	LG	TD
S. Morgan	7	70	10.0	19	0	W. Gault	4	129	32.3	60	0
S. Starring	2	39	19.5	24	0	D. Gentry	2	41	20.5	27	0
I. Fryar	2	24	12.0	16	1	K. Margerum	2	36	18.0	29	0
T. Collins	2	19	9.5	11	0	E. Moorehead	2	22	11.0	14	0
D. Ramsey	2	16	8.0	11	0	M. Suhey	1	24	24.0	24	0
C. James	1	6	6.0	6	0	C. Thomas	1	4	4.0	4	0
R. Weathers	1	3	3.0	3	0	Bears:	12	256	21.3	60	0
Patriots:	17	177	10.4	24	1						

INTERCEPTIONS	NO	YDS	AVG	LG	TD	INTERCEPTIONS	NO	YDS	AVG	LG	TD
None						R. Phillips	1	28	28.0	28t	1
						J. Morrissey	1	47	47.0	47	0
						Bears:	2	75	37.5	47	1

PUNTING	NO	YDS	AVG	TB	IN20	LG	PUNTING	NO	YDS	AVG	TB	IN20	LG
R. Camarillo	6	263	43.8	1	1	62	M. Buford	4	173	43.3	1	1	52

PUNT RET.	NO	FC	YDS	AVG	LG	TD	PUNT RET.	NO	FC	YDS	AVG	LG	TD
I. Fryar	2	0	22	11.0	12	0	K. Ortego	2	1	20	10.0	12	0

KICKOFF RET.	NO	YDS	AVG	LG	TD	KICKOFF RET.	NO	YDS	AVG	LG	TD
S. Starring	7	153	21.9	36	0	W. Gault	4	49	12.3	18	0

PASSING	A	C	YDS	PCT.	TD	I	LG	S/YD	RATING
S. Grogan	30	17	177	56.7	1	2	24	4/33	57.2
T. Eason	6	0	0	0.0	0	0	0	3/28	39.6
Patriots:	36	17	177	47.2	1	2	24	7/61	48.0

PASSING	A	C	YDS	PCT.	TD	I	LG	S/YD	RATING
J. McMahon	20	12	256	60.0	0	0	60	1/3	104.2
W. Fuller	4	0	0	0.0	0	0	0	1/11	39.6
W. Perry	0	0	0	0.0	0	0	0	1/1	--
Bears:	24	12	256	50.0	0	0	60	3/15	88.2

TEAM STATISTICS	CHI	NE
TOTAL FIRST DOWNS	23	12
By Rushing	13	1
By Passing	9	10
By Penalty	1	1
Third Down: Md/Att.	7/14	1/10
Third Down: Eff.	50%	10%
TOTAL NET YARDS	408	123
Total Offensive Plays	76	54
Average Per Play	5.4	2.3
NET YARDS RUSHING	167	7
Total Rushing Plays	49	11
Avg. per Rush	3.4	0.6
NET YARDS PASSING	241	116
Sacked/Yards Lost	3/15	7/61
Gross Yards Passing	256	177
Att.-Comp.-I	24-12-0	36-17-2
Completion Pct.	50.0	47.2
PUNTS/AVERAGE	4/43.4	6/43.8
PENALTIES/YARDS	7/40	5/35
FUMBLES/BALLS LOST	3/2	4/4
FIELD GOALS	28,24,24	36

NE PATRIOTS STARTING LINEUP

WR	S. Morgan	DE	G. Veris
T	B. Holloway	NT	L. Williams
G	J. Hannah	DE	J. Adams
C	P. Brock	LB	A. Tippett
G	R. Wooten	LB	S. Nelson
T	S. Moore	LB	L. McGrew
TE	L. Dawson	LB	D. Blackmon
WR	S. Starring	CB	R. Lippett
QB	T. Eason	CB	R. Clayborn
RB	T. Collins	S	R. James
FB	C. James	S	F. Marion

CHICAGO BEARS STARTING LINEUP

WR	W. Gault	DE	D. Hampton
T	J. Covert	DL	S. McMichael
G	M. Bortz	DL	W. Perry
C	J. Hilgenberg	DE	R. Dent
G	T. Thayer	LB	O. Wilson
T	K. VanHorne	LB	M. Singletary
TE	E. Moorehead	LB	W. Marshall
WR	D. McKinnon	CB	M. Richardson
QB	J. McMahon	CB	L. Frazier
RB	W. Payton	S	D. Duerson
FB	M. Suhey	S	G. Fencik

GAME NOTES

• This game marked the Patriots' first trip to the Super Bowl and the team's first title game appearance in 22 years.

• New England scored the quickest points in Super Bowl history when K. Tony Franklin booted a 36-yard field goal 1:19 into the contest.

PLAYOFF HISTORY

SUPER BOWL XXI

SUPER BOWL XXXI • GREEN BAY 35, NEW ENGLAND 21 • LOUISIANA SUPERDOME

January 26, 1997 • Weather: Indoors • Attendance - 72,301

	1	2	3	4	OT	F
New England Patriots	14	0	7	0	--	21
Green Bay Packers	10	17	8	0	--	35

TEAM	Q	PLAY	SCORE	
			Visitor	Home
GB	1	A. Rison 54 yd pass from B. Favre (C. Jacke kick)	0	7
GB	1	C. Jacke 37 yd field goal	0	10
NE	1	K. Byars 1 yd pass from D. Bledsoe (A. Vinatieri kick)	7	10
NE	1	B. Coates 4 yd pass from D. Bledsoe (A. Vinatieri kick)	14	10
GB	2	A. Freeman 81 yd pass from B. Favre (C. Jacke kick)	14	17
GB	2	C. Jacke 31 yd field goal	14	20
GB	2	B. Favre 2 yd run (C. Jacke kick)	14	27
NE	3	C. Martin 18 yd run (A. Vinatieri kick)	21	27
GB	3	D. Howard 99 yd kickoff return (M. Chmura-B. Favre pass)	21	35

FINAL INDIVIDUAL STATISTICS

RUSHING						RUSHING					
NO	YDS	AVG	LG	TD		NO	YDS	AVG	LG	TD	
C. Martin	11	42	3.8	18t	1	D. Levens	14	61	4.4	12	0
D. Bledsoe	1	1	1.0	1	0	E. Bennett	17	40	2.4	10	0
D. Meggett	1	0	0	0	0	B. Favre	4	12	3.0	12	1
Patriots:	13	43	3.3	18t	1	W. Henderson	1	2	2.0	2	0
						Packers:	36	115	3.2	12	1

RECEIVING						RECEIVING					
NO	YDS	AVG	LG	TD		NO	YDS	AVG	LG	TD	
B. Coates	6	67	11.2	19	1	A. Freeman	3	105	35.0	81t	1
T. Glenn	4	62	15.5	44	0	D. Levens	3	23	7.7	14	0
K. Byars	4	42	10.5	32	1	A. Rison	2	77	38.5	54t	1
S. Jefferson	3	34	11.3	14	0	W. Henderson	2	14	7.0	8	0
C. Martin	3	28	9.3	20	0	M. Chmura	2	13	6.5	8	0
D. Meggett	3	8	2.7	5	0	K. Jackson	1	10	10.0	10	0
V. Brisby	2	12	6.0	7	0	E. Bennett	1	4	4.0	4	0
Patriots:	25	253	10.1	44	2	Packers:	14	246	17.6	81t	2

INTERCEPTIONS						INTERCEPTIONS					
NO	YDS	AVG	LG	TD		NO	YDS	AVG	LG	TD	
None						B. Williams	1	16	16.0	16	0
						M. Prior	1	8	8.0	8	0
						D. Evans	1	0	0	0	0
						C. Newsome	1	0	0	0	0
						Packers:	4	24	6.0	16	0

PUNTING						PUNTING						
NO	YDS	AVG	TB	IN20	LG	NO	YDS	AVG	TB	IN20	LG	
T. Tupa	8	361	45.1	0	3	53	C. Henrich	7	299	42.7	0	1

PUNT RET.						PUNT RET.						
NO	FC	YDS	AVG	LG	TD	NO	FC	YDS	AVG	LG	TD	
D. Meggett	4	2	30	7.5	20	0	D. Howard	6	1	90	15.0	34
[DOWNED]	1						[OUT OF BOUNDS]	1				

KICKOFF RET.						KICKOFF RET.					
NO	YDS	AVG	LG	TD		NO	YDS	AVG	LG	TD	
D. Meggett	5	117	23.4	26	0	D. Howard	4	154	38.5	99t	1
H. Graham	1	18	18.0	18	0						
Patriots:	6	135	22.5	26	0						

PASSING										
	A	C	YDS	PCT.	TD	I	LG	S/YD	RATING	
D. Bledsoe	48	25	253	52.1	2	4	44	5/39	46.6	
Patriots:	48	25	253	52.1	2	4	44	5/39	46.6	

PASSING										
	A	C	YDS	PCT.	TD	I	LG	S/YD	RATING	
B. Favre	27	14	246	51.9	2	0	81t	5/38	107.9	
Packers:	27	14	246	51.9	2	0	81t	5/38	107.9	

TEAM STATISTICS		NE	GB
TOTAL FIRST DOWNS		23	12
By Rushing		3	8
By Passing		12	6
By Penalty		1	2
Third Down: Md/Att.	4/14	3/15	
Third Down: Eff.	29%	20%	
TOTAL NET YARDS		257	323
Total Offensive Plays		66	68
Avg. per Play		3.9	4.8
NET YARDS RUSHING		43	115
Total Rushing Plays		13	36
Avg. per Rush		3.3	3.2
NET YARDS PASSING		214	208
Sacked/Yards Lost	5/39	5/38	
Gross Yards Passing		253	246
Att.-Comp.-Int	48-25-4	27-14-0	
Completion Pct.		52.1	51.9
PUNTS/AVERAGE		8/45.1	7/42.7
PENALTIES/YARDS		2/22	3/41
FUMBLES/BALLS LOST		0/0	0/0
FIELD GOALS		None	3t, 3t, 4t

NE PATRIOTS STARTING LINEUP

WR	S. Jefferson	DE	F. Collons
T	B. Armstrong	DL	M. Wheeler
G	W. Roberts	DL	P. Sagapolutele
C	D. Wohlabaugh	DE	W. McGinest
G	T. Rucci	LB	C. Slade
T	M. Lane	LB	T. Johnson
TE	B. Coates	LB	T. Collins
WR	T. Glenn	CB	T. Law
QB	D. Bledsoe	CB	O. Smith
RB	C. Martin	S	L. Milloy
FB	K. Byars	S	W. Clay

GREEN BAY PACKERS STARTING LINEUP

WR	A. Freeman	LE	R. White
T	B. Wilkerson	DT	S. Dotson
G	A. Taylor	NT	G. Brown
C	F. Winters	DE	S. Jones
G	A. Timmerman	LB	W. Simmons
T	E. Dotson	LB	R. Cox
TE	M. Chmura	LB	B. Williams
WR	A. Rison	CB	C. Newsome
QB	B. Favre	CB	D. Evans
RB	E. Bennett	S	L. Butler
RB	W. Henderson	S	E. Robinson

GAME NOTES

- The Patriots were within six points (27-21) in the third quarter, but Green Bay's four interceptions and a kickoff return for a touchdown helped the Packers to victory.
- The two teams combined for a Super Bowl record 24 points in the first quarter. (New England - 14; Green Bay - 10)
- Green Bay's Desmond Howard became the first special teams player to be awarded the Super Bowl MVP trophy.

SUPER BOWL XXXVI

SUPER BOWL XXXVI • NEW ENGLAND 20, ST. LOUIS 17 • LOUISIANA SUPERDOME

February 3, 2002 • Weather: Indoors • Attendance - 72,922

	1	2	3	4	OT	F
Chicago Bears	13	10	21	2	--	46
New England Patriots	3	0	0	7	--	10

TEAM	Q	PLAY	SCORE			
			Visitor	Home		
STL	1	J. Wilkins 50 yd field goal	3	0		
NE	2	T. Law 47 yd interception return (A. Vinatieri kick)	3	7		
NE	2	D. Patten 8 yd pass from T. Brady (A. Vinatieri kick)	3	14		
NE	3	A. Vinatieri 37 yd field goal	3	17		
STL	4	K. Warner 2 yd run (J. Wilkins kick)	10	17		
STL	4	R. Proehl 26 yd pass from K. Warner (J. Wilkins kick)	17	17		
NE	4	A. Vinatieri 48 yd field goal	17	20		

FINAL INDIVIDUAL STATISTICS

RUSHING					RUSHING						
NO	YDS	AVG	LG	TD	NO	YDS	AVG	LG	TD		
M. Faulk	17	76	4.5	15	0	A. Smith	18	92	5.1	17	0
K. Warner	3	6	2.0	5	1	D. Patten	1	22	22.0	22	0
A. Hakim	1	5	5.0	5	0	K. Faulk	2	15	7.5	8	0
J. Hodgins	1	3	3.0	3	0	M. Edwards	2	5	2.5	3	0
Rams:	22	90	4.1	15	1	T. Brady	1	3	3.0	3	0
						J. Redmond	1	-4	-4.0	-4	0
						Patriots:	25	133	5.3	22	0

RECEIVING					RECEIVING						
NO	YDS	AVG	LG	TD	NO	YDS	AVG	LG	TD		
A. Hakim	5	90	18.0	29	0	T. Brown	6	89	14.8	23	0
I. Bruce	5	56	11.2	22	0	J. Redmond	3	24	8.0	11	0
T. Holt	5	49	9.8	18	0	R. Wiggins	2	14	7.0	8	0
M. Faulk	4	54	13.5	22	0	M. Edwards	2	7	3.5	5	0
R. Proehl	3	71	23.7	30	1	D. Patten	1	8	8.0	8t	1
J. Robinson	2	18	9.0	12	0	A. Smith	1	4	4.0	4	0
E. Conwell	2	8	4.0	9	0	K. Faulk	1	-1	-1.0	-1	0
Y. Murphy	1	11	11.0	11	0	Patriots:	16	145	9.1	23	1
J. Hodgins	1	8	8.0	8	0						
Rams:	28	365	13.0	30	1						

INTERCEPTIONS					INTERCEPTIONS					
NO	YDS	AVG	LG	TD	NO	YDS	AVG	LG	TD	
None					T. Law	1	47	47.0	47t	1
					O. Smith	1	30	30.0	0	0
					Patriots:	2	77	38.5	47t	1

PUNTING					PUNTING							
NO	YDS	AVG	TB	IN20	LG	NO	YDS	AVG	TB	IN20	LG	
J. Baker	4	159	39.8	1	3	49	K. Walter	8	345	43.1	4	2

PUNT RET.					PUNT RET.							
NO	FC	YDS	AVG	LG	TD	NO	FC	YDS	AVG	LG	TD	
D. Bly	3	2	6	2.0	7	0	T. Brown	1	1	4	4.0	4
[OUT OF BOUNDS]	1						[OUT OF BOUNDS]	1				
[TOUCHBACK]	1						[TOUCHBACK]	1				

KICKOFF RET.					KICKOFF RET.						
NO	YDS	AVG	LG	TD	NO	YDS	AVG	LG	TD		
Y. Murphy	3	81	27.0	38	0	P. Pass	3	85	28.3	35	0
M. Faulk	1	1	1.0	1	0	T. Brown	1	15	15.0	15	0
Rams:	4	82	20.5	38	0	Patriots:	4	100	25.0	35	0

PASSING	A	C	YDS	PCT.	TD	I	LG	S/YD	RATING
K. Warner	44	28	365	63.6	1	2	30	3/28	78.3
Rams:	44	28	365	63.6	1	2	30	3/28	78.3

PASSING	A	C	YDS	PCT.	TD	I	LG	S/YD	RATING
T. Brady	27	16	145	59.3	1	0	23	1/7	86.2
K. Faulk	0	0	0	0.0	0	0	0	1/4	--
Patriots:	27	16	145	59.3	1	0	23	2/11	86.2

TEAM STATISTICS	STL	NE
TOTAL FIRST DOWNS	26	15
By Rushing	7	6
By Passing	16	8
By Penalty	3	1
Third Down: Md/Att.	5/13	2/11
Third Down: Eff.	38%	18%
TOTAL NET YARDS	427	267
Total Offensive Plays	69	54
Avg. per Play	6.2	4.9
NET YARDS RUSHING	90	133
Total Rushing Plays	22	25
Avg. per Rush	4.1	5.3
NET YARDS PASSING	337	134
Sacked/Yards Lost	3/28	2/11
Gross Yards Passing	365	145
Att.-Comp.-Int	44-28-2	27-16-0
Completion Pct.	63.6	59.3
PUNTS/AVERAGE	4/39.8	8/43.1
PENALTIES/YARDS	6/39	5/31
FUMBLES/BALLS LOST	2/1	0/0
FIELD GOALS	50, 52	37, 48

NE PATRIOTS STARTING LINEUP

WR	T. Brown	LE	B. Hamilton
LT	M. Light	DT	B. Mitchell
LG	M. Compton	DT	R. Seymour
C	D. Woody	RE	A. Pleasant
RG	J. Andruzzi	LLB	M. Vrabel
RT	G. Robinson-Randall	MLB	T. Bruschi
TE	J. Wiggins	RLB	P. Phifer
WR	D. Patten	LCB	T. Law
QB	T. Brady	RCB	O. Smith
FB	M. Edwards	SS	L. Milloy
RB	A. Smith	FS	T. Jones

ST. LOUIS RAMS STARTING LINEUP

WR	T. Holt	LE	C. Ahanotu
LT	O. Pace	DT	B. Young
LG	T. Nutten	DT	J. Zgonina
C	A. McCollum	RE	G. Wistrom
RG	A. Timmerman	LLB	D. Davis
RT	R. Jones	MLB	L. Fletcher
TE	E. Conwell	RLB	T. Polley
WR	I. Bruce	LCB	A. Williams
QB	K. Warner	RCB	D. McClellan
FB	J. Hodgins	SS	A. Archuleta
RB	M. Faulk	FS	K. Herring

GAME NOTES

- The Patriots won the first Super Bowl in their 42-year history with their 20-17 win over the Rams.
- Patriots kicker Adam Vinatieri kicked the first last second, game-winning field goal in Super Bowl history as his 48-yard kick sailed through the goalposts as time expired.
- The Patriots defense forced three St. Louis turnovers and converted them into two touchdowns and a field goal.

PLAYOFF HISTORY

SUPER BOWL XXVIII

SUPER BOWL XXXVIII • NEW ENGLAND 32, CAROLINA 29 • RELIANT STADIUM

February 1, 2004 • Weather: Indoors • Attendance - 71,525

	1	2	3	4	OT	F
Carolina Panthers	0	10	0	19	--	29
New England Patriots	0	14	0	18	--	32

TEAM	Q	PLAY	SCORE	
			Visitor	Home
NE	2	D. Branch 5 yd pass from T. Brady (A. Vinatieri kick)	0	7
CAR	2	S. Smith 39 yd pass from J. Delhomme (J. Kasay kick)	7	7
NE	2	D. Givens 5 yd pass from T. Brady (A. Vinatieri kick)	7	14
CAR	2	J. Kasay 50 yd field goal	10	14
NE	4	A. Smith 2 yd run (A. Vinatieri kick)	10	21
CAR	4	D. Foster 33 yd run (pass failed)	16	21
CAR	4	M. Muhammad 85 yd pass from J. Delhomme (pass failed)	22	21
NE	4	M. Vrabel 1 yd pass from T. Brady (K. Faulk run)	22	29
CAR	4	R. Proehl 12 yd pass from J. Delhomme (J. Kasay kick)	29	29
NE	4	A. Vinatieri 41 yd field goal	29	32

FINAL INDIVIDUAL STATISTICS

RUSHING						RUSHING					
NO	YDS	AVG	LG	TD		NO	YDS	AVG	LG	TD	
S. Davis	13	49	3.8	21	0	A. Smith	26	83	3.2	9	1
D. Foster	3	43	14.3	33t	1	K. Faulk	6	42	7	23	0
Panthers:	16	92	5.8	33t	1	T. Brady	2	12	6	12	0
						T. Brown	1	-10	-10	-10	0
						Patriots:	35	127	3.6	23	1

RECEIVING						RECEIVING					
NO	YDS	AVG	LG	TD		NO	YDS	AVG	LG	TD	
M. Muhammad	4	140	35.0	85t	1	D. Branch	10	143	14.3	52	1
S. Smith	4	80	20.0	39t	1	T. Brown	8	76	9.5	13	0
R. Proehl	4	71	17.8	31	1	D. Givens	5	69	13.8	25	1
J. Wiggins	2	21	10.5	15	0	D. Graham	4	46	11.5	33	0
D. Foster	1	9	9.0	9	0	K. Faulk	4	19	4.8	7	0
K. Mangum	1	2	2.0	2	0	M. Vrabel	1	1	1	1	1
Panthers:	16	323	20.2	85	3	Patriots:	32	354	11.1	52	3

INTERCEPTIONS						INTERCEPTIONS					
NO	YDS	AVG	LG	TD		NO	YDS	AVG	LG	TD	
R. Howard	1	12	12.0	12	0	None					

PUNTING						PUNTING						
NO	YDS	AVG	TB	IN20	LG	NO	YDS	AVG	TB	IN20	LG	
T. Sauerbrun	7	310	44.3	0	1	51	K. Walter	5	173	34.6	0	2

PUNT RET.						PUNT RET.						
NO	FC	YDS	AVG	LG	TD	NO	FC	YDS	AVG	LG	TD	
S. Smith	1	1	2	2.0	2	0	T. Brown	4	1	40	10.0	28
[DOWNED]	1						D. Branch	1	1	2	2.0	2
							Patriots:	5	2	42	8.4	28

KICKOFF RET.						KICKOFF RET.					
NO	YDS	AVG	LG	TD		NO	YDS	AVG	LG	TD	
R. Smart	4	74	18.5	22	0	B. Johnson	4	78	19.5	29	0
S. Smith	1	30	30.0	30	0	[OUT OF BOUNDS]	1				
K. Mangum	1	12	12.0	12	0						
Panthers:	6	116	19.3	30	0						

PASSING	A	C	YDS	PCT.	TD	I	LG	S/YD	RATING
J. Delhomme	33	16	323	48.5	3	0	85	4/28	113.6
Panthers:	33	16	323	48.5	3	0	85	4/28	113.6

PASSING	A	C	YDS	PCT.	TD	I	LG	S/YD	RATING
T. Brady	48	32	354	66.7	3	1	52	0/0	100.5
Patriots:	48	32	354	66.7	3	1	52	0/0	100.5

TEAM STATISTICS	CAR	NE
TOTAL FIRST DOWNS	17	29
By Rushing	3	7
By Passing	12	19
By Penalty	2	3
Third Down: Md/Att.	4/12	8/17
Third Down: Eff.	33%	47%
TOTAL NET YARDS	387	481
Total Offensive Plays	53	83
Avg. per Play	7.3	5.8
NET YARDS RUSHING	92	127
Total Rushing Plays	16	35
Avg. Per Rush	5.8	3.6
NET YARDS PASSING	295	354
Sacked/Yards Lost	4/28	0/0
Gross Yards Passing	323	354
Att.-Comp.-Int	33-16-0	48-32-1
Completion Pct.	48.5	66.7
PUNTS/AVERAGE	7/44.3	5/34.6
PENALTIES/YARDS	12/73	8/60
FUMBLES/BALLS LOST	1/1	1/0
FIELD GOALS	50	31, 36, 41

NE PATRIOTS STARTING LINEUP

WR	D. Branch	LE	B. Hamilton
LT	M. Light	NT	T. Washington
LG	R. Hochstein	RE	R. Seymour
C	D. Koppin	OLB	W. McGinest
RG	J. Andruzzi	ILB	T. Bruschi
RT	T. Ashworth	ILB	R. Phifer
TE	D. Graham	OLB	M. Vrabel
WR	T. Brown	LCB	T. Law
QB	T. Brady	RCB	T. Poole
RB	A. Smith	S	E. Wilson
FB	L. Centers	S	R. Harrison

CAROLINA PANTHERS STARTING LINEUP

WR	M. Muhammad	LDE	J. Peppers
LT	T. Steussie	LDT	B. Buckner
LG	J. James	RDT	K. Jenkins
C	J. Mitchell	RDE	M. Rucker
RG	K. Donnalley	SLB	G. Favors
RT	J. Gross	MLB	D. Morgan
TE	J. Wiggins	WLB	W. Witherspoon
WR	S. Smith	LCB	R. Manning
QB	J. Delhomme	RCB	R. Howard
FB	B. Hoover	SS	M. Minter
RB	S. Davis	FS	D. Grant

GAME NOTES

- The Patriots won the Super Bowl for the second time in three seasons with a thrilling 32-29 win over the Panthers.
- Adam Vinatieri nailed a 41-yard field goal with four seconds left to give the Patriots the last-second victory.
- Deion Branch's 10 receptions were the second most in Super Bowl history, and MVP Tom Brady's 32 completions set a Super Bowl record.

SUPER BOWL XXXIX

SUPER BOWL XXXIX • NEW ENGLAND 24, PHILADELPHIA 21 • ALLTEL STADIUM

February 6, 2005 • 59 degrees; Clear; Wind N 12 mph • Attendance - 78,125

	1	2	3	4	OT	F
New England Patriots	0	7	7	10	--	24
Philadelphia Eagles	0	7	7	7	--	21

TEAM	Q	PLAY	SCORE			
			Visitor	Home		
PHI	2	L. Smith 6 yd pass from D. McNabb (D. Akers kick)	0	7		
NE	2	D. Givens 4 yd pass from T. Brady (A. Vinatieri kick)	7	7		
NE	3	M. Vrabel 2 yd pass from T. Brady (A. Vinatieri kick)	14	7		
PHI	3	B. Westbrook 10 yd pass from D. McNabb (D. Akers)	14	14		
NE	4	C. Dillon 2 yd run (A. Vinatieri kick)	21	14		
NE	4	A. Vinatieri 22 yd field goal	24	14		
PHI	4	G. Lewis 30 yd pass from D. McNabb (D. Akers kick)	24	21		

FINAL INDIVIDUAL STATISTICS

RUSHING						RUSHING					
NO	YDS	AVG	LG	TD		NO	YDS	AVG	LG	TD	
C. Dillon	18	75	4.2	25	1	B. Westbrook	15	44	2.9	22	0
K. Faulk	8	38	4.8	12	0	D. Levens	1	1	1.0	1	0
P. Pass	1	0	0.0	0	0	D. McNabb	1	0	0.0	0	0
T. Brady	1	-1	-1.0	-1	0	Eagles:	17	45	2.6	22	0
Patriots:	28	112	4.0	25	1						

RECEIVING						RECEIVING					
NO	YDS	AVG	LG	TD		NO	YDS	AVG	LG	TD	
D. Branch	11	133	12.1	27	0	T. Owens	9	122	13.6	36	0
C. Dillon	3	31	10.3	16	0	B. Westbrook	7	60	8.6	15	1
D. Givens	3	19	6.3	13	1	T. Pinkston	4	82	20.5	40	0
K. Faulk	2	27	13.5	14	0	G. Lewis	4	53	13.3	30t	1
T. Brown	2	17	8.5	12	0	L. Smith	4	27	6.8	9	1
D. Graham	1	7	7.0	7	0	F. Mitchell	1	11	11.0	11	0
M. Vrabel	1	2	2.0	2t	1	J. Parry	1	2	2.0	2	0
Patriots:	23	236	10.3	27	2	Eagles:	30	357	11.9	40	3

INTERCEPTIONS						INTERCEPTIONS					
NO	YDS	AVG	LG	TD		NO	YDS	AVG	LG	TD	
R. Harrison	2	5	2.5	6	0	None					
T. Bruschi	1	0	0.0	0	0						
Patriots:	3	5	1.7	6	0						

PUNTING						PUNTING							
NO	YDS	AVG	TB	IN20	LG	NO	YDS	AVG	TB	IN20	LG		
J. Miller	7	316	45.1	0	3	50	D. Johnson	5	214	42.8	0	1	52

PUNT RET.						PUNT RET.							
NO	FC	YDS	AVG	LG	TD	NO	FC	YDS	AVG	LG	TD		
T. Brown	3	1	12	4.0	8	0	B. Westbrook	3	0	19	6.3	10	0
B. Johnson	1	0	14	14.0	14	0	L. Sheppard	0	2	0	0.0	0	0
Patriots:	4	1	26	6.5	14	0	Eagles:	3	2	19	6.3	10	0

KICKOFF RET.						KICKOFF RET.					
NO	YDS	AVG	LG	TD		NO	YDS	AVG	LG	TD	
B. Johnson	2	44	22.0	26	0	J. Reed	4	82	20.5	26	0
P. Pass	1	17	17.0	17	0	R. Hood	1	32	32.0	32	0
C. Fauria	1	2	2.0	2	0	Eagles:	5	114	22.8	32	0
Patriots:	4	63	15.8	26	0						

PASSING	A	C	YDS	PCT.	TD	I	LG	S/YD	RATING
T. Brady	33	23	236	69.7	2	0	27	2/17	110.2
Patriots:	33	23	236	69.7	2	0	27	2/17	110.2

PASSING	A	C	YDS	PCT.	TD	I	LG	S/YD	RATING
D. McNabb	51	30	357	58.8	3	3	40	4/33	75.4
Eagles:	51	30	357	58.8	3	3	40	4/33	75.4

TEAM STATISTICS	STL	NE
TOTAL FIRST DOWNS	21	24
By Rushing	6	4
By Passing	14	18
By Penalty	1	2
Third Down: Md/Att.	4/12	9/16
Third Down: Eff.	33%	56%
TOTAL NET YARDS	331	369
Total Offensive Plays	63	72
Avg. per Play	5.3	5.1
NET YARDS RUSHING	112	45
Total Rushing Plays	28	17
Avg. Per Rush	4.0	2.6
NET YARDS PASSING	219	324
Sacked/Yards Lost	2/17	4/33
Gross Yards Passing	236	357
Att.-Comp.-Int	33-23-0	51-30-3
Completion Pct.	69.7	58.8
PUNTS/AVERAGE	7/45.1	5/42.8
PENALTIES/YARDS	7/47	3/35
FUMBLES/BALLS LOST	1/1	2/1
FIELD GOALS	22	None

NE PATRIOTS STARTING LINEUP

WR	D. Branch	DE	J. Green
LT	M. Light	NT	V. Wilfork
LG	J. Andruzzi	OLB	R. Colvin
C	D. Koppin	OLB	M. McGinest
RG	S. Neal	ILB	T. Bruschi
RT	B. Gorin	ILB	R. Phifer
TE	D. Graham	OLB	M. Vrabel
WR	D. Givens	LCB	R. Gay
QB	T. Brady	RCB	A. Samuel
RB	C. Dillon	FS	E. Wilson
FB	P. Pass	SS	R. Harrison

PHILADELPHIA EAGLES STARTING LINEUP

WR	T. Owens	LDE	D. Burgess
LT	T. Thomas	LDT	C. Simon
LG	A. Hicks	RDT	D. Walker
C	H. Fraley	RDE	J. Kearse
RG	J. Mayberry	SLB	D. Jones
RT	J. Runyan	MLB	J. Trotter
TE	L. Smith	WLB	K. Adams
WR	T. Pinkston	LCB	L. Sheppard
QB	D. McNabb	RCB	S. Brown
FB	J. Parry	SS	M. Lewis
RB	B. Westbrook	FS	B. Dawkins

GAME NOTES

- The Patriots joined the Dallas Cowboys as the only NFL teams to win three Super Bowls in a four-year span.
- Deion Branch was named Super Bowl MVP after tying the then Super Bowl record with 11 interceptions.
- The Patriots defense forced four Eagles turnovers, including Rodney Harrison's game-clinching interception in the final minute.

PLAYOFF HISTORY

SUPER BOWL XLII

SUPER BOWL XLII • NEW YORK GIANTS 17, NEW ENGLAND 14 • U. OF PHOENIX STADIUM

February 3, 2008 • Weather: Indoors • Attendance - 71,101

	1	2	3	4	OT	F
New York Giants	3	0	0	14	--	17
New England Patriots	0	7	0	7	--	14

TEAM	Q	PLAY	SCORE			
			Visitor	Home		
NYG	1	L.Tynes 32 yd. Field Goal	3	0		
NE	2	L.Maroney 1 yd. run (S.Gostkowski kick)	3	7		
NYG	4	D.Tyree 5 yd. pass from E.Manning (L.Tynes kick)	10	7		
NE	4	R.Moss 6 yd. pass from T.Brady (S.Gostkowski kick)	10	14		
NYG	4	P.Burress 13 yd. pass from E.Manning (L.Tynes kick)	17	14		

FINAL INDIVIDUAL STATISTICS

RUSHING						RUSHING					
NO	YDS	AVG	LG	TD		NO	YDS	AVG	LG	TD	
A. Bradshaw	9	45	5	13	0	L. Maroney	14	36	2.6	9	1
B. Jacobs	14	42	3	7	0	K. Faulk	1	7	7	0	
E. Manning	3	4	1.3	5	0	H. Evans	1	2	2	2	0
Giants:	26	91	3.5	13	0	Patriots:	16	45	2.8	9	1

RECEIVING						RECEIVING					
NO	YDS	AVG	LG	TD		NO	YDS	AVG	LG	TD	
A. Toomer	6	84	14	38	0	R. Moss	5	62	12.4	18	1
S. Smith	5	50	10	17	0	D. Stallworth	3	34	11.3	18	0
D. Tyree	3	43	14.3	32	1	L. Maroney	2	12	6	8	0
P. Burress	2	27	13.5	14	1	K. Brady	1	3	3	3	0
K. Boss	1	45	45	45	0	Patriots:	29	266	9.2	19	1
M. Hedgecock	1	3	3	3	0						
A. Bradshaw	1	3	3	3	0						
Giants:	19	255	13.4	45	2						

INTERCEPTIONS						INTERCEPTIONS					
NO	YDS	AVG	LG	TD		NO	YDS	AVG	LG	TD	
None						E. Hobbs	1	23	23	23	0

PUNTING						PUNTING						
NO	YDS	AVG	TB	IN20	LG	NO	YDS	AVG	TB	IN20	LG	
J. Feagles	4	156	39	0	2	55	W. Welker	1	1	15	15	15
							K. Faulk	0	1	0	0	0
							[OUT OF BOUNDS]	1	0	0	0	0
							Patriots:	1	15	15	2	15

PUNT RET.						KICKOFF RET.						
NO	FC	YDS	AVG	LG	TD	NO	YDS	AVG	LG	TD		
R. McQuarters	3	0	25	8.3	16	0	L. Maroney	4	94	23.5	43	0
[TOUCHBACK]	1	0	0	0	0							

PASSING						PASSING					
A	C	YDS	PCT.	TD	I	LG	S/YD	RATING			
E. Manning	34	19	255	55.9	2	1	45	3/8	87.3		
Giants:	34	19	255	55.9	2	1	45	3/8	87.3		

PASSING						PASSING					
A	C	YDS	PCT.	TD	I	LG	S/YD	RATING			
T. Brady	48	29	266	60.4	1	0	19	5/37	82.5		
Patriots:	48	29	266	60.4	1	0	19	5/37	82.5		

TEAM STATISTICS		NYG	NE
TOTAL FIRST DOWNS		17	22
By Rushing		4	3
By Passing		13	17
By Penalty		0	2
Third Down: Md/Att.		8/16	7/14
Third Down: Eff.		50%	50%
TOTAL NET YARDS		338	274
Total Offensive Plays		63	69
Avg. per Play		5.4	4.0
NET YARDS RUSHING		91	45
Total Rushing Plays		26	16
Avg. Per Rush		3.5	2.8
NET YARDS PASSING		247	229
Sacked/Yards Lost		3/8	5/37
Gross Yards Passing		255	266
Att.-Comp.-Int		34-19-1	48-29-0
Completion Pct.		55.9	60.4
PUNTS/AVERAGE		4/39.0	4/43.8
PENALTIES/YARDS		4/36	5/35
FUMBLES/BALLS LOST		2/0	1/1
FIELD GOALS		32	None

NE PATRIOTS STARTING LINEUP

WR	W. Welker	LE	T. Warren
LT	M. Light	NT	V. Wilfork
LG	L. Mankins	RE	R. Seymour
C	D. Koppen	OLB	M. Vrabel
RG	S. Neal	MLB	T. Bruschi
RT	N. Kaczur	OLB	A. Thomas
TE	B. Watson	LCB	A. Samuel
WR	R. Moss	RCB	E. Hobbs
QB	T. Brady	SS	R. Harrison
RB	L. Maroney	FS	J. Sanders
2TE	K. Brady	DB	B. Meriwether

NEW YORK GIANTS STARTING LINEUP

WR	P. Burress	LDE	M. Strahan
LT	D. Diehl	LDT	B. Cofield
LG	R. Seubert	RDT	F. Robbins
C	S. O'Hara	RDE	O. Umenyiora
RG	C. Snee	SLB	R. Torbor
RT	M. McKenzie	MLB	A. Pierce
TE	K. Boss	WLB	K. Mitchell
WR	A. Toomer	LCB	A. Ross
QB	E. Manning	RCB	C. Webster
RB	B. Jacobs	SS	Ja. Butler
2TE	M. Matthews	FS	G. Wilson

GAME NOTES

- The Patriots entered the game with an unprecedented 18-0 record after completing a perfect regular season.
- New England held a 14-10 lead following Randy Moss's touchdown catch with 2:42 left in the game, but the Giants scored a game-winning touchdown with 35 seconds left.
- Wes Welker tied the then Super Bowl record with 11 receptions.

SUPER BOWL XLVI

SUPER BOWL XLVI • NEW YORK GIANTS 21, NEW ENGLAND 17 • LUCAS OIL STADIUM

February 5, 2012 • Weather: Indoors • Attendance - 68,658

	1	2	3	4	OT	F
New York Giants	9	0	6	6	--	21
New England Patriots	0	10	7	0	--	17

TEAM	Q	PLAY	SCORE			
			Visitor	Home		
NYG	1	Penalty on T. Brady enforced in end zone for safety	2	0		
NYG	1	V. Cruz 2 yd. pass from E. Manning (L. Tynes kick)	9	0		
NE	2	S. Gostkowski 29 yd. Field Goal	9	3		
NE	2	D. Woodhead 4 yd. pass from T. Brady (S. Gostkowski kick)	9	10		
NE	3	A. Hernandez 12 yd. pass from T. Brady (S. Gostkowski kick)	9	17		
NYG	3	L. Tynes 38 yd. Field Goal	12	17		
NYG	3	L. Tynes 33 yd. Field Goal	15	17		
NYG	4	A. Bradshaw 6 yd. run (run failed)	21	17		

FINAL INDIVIDUAL STATISTICS

RUSHING						RUSHING					
NO	YDS	AVG	LG	TD		NO	YDS	AVG	LG	TD	
A. Bradshaw	17	72	4.2	24	1	B. Green-Ellis	10	44	4.4	17	0
B. Jacobs	9	37	4.1	11	0	W. Welker	2	21	10.5	11	0
D. Ware	1	6	6.0	6	0	D. Woodhead	7	18	2.6	6	0
E. Manning	1	-1	-1.0	-1	0	Patriots:	19	83	4.4	17	0
Giants:	28	114	4.1	24	1						

RECEIVING						RECEIVING					
NO	YDS	AVG	LG	TD		NO	YDS	AVG	LG	TD	
H. Nicks	10	109	10.9	19	0	A. Hernandez	8	67	8.4	12t	1
M. Manningham	5	73	14.6	38	0	W. Welker	7	60	8.6	19	0
B. Pascoe	4	33	8.3	12	0	D. Woodhead	4	42	10.5	19	1
V. Cruz	4	25	6.3	8	1	D. Branch	3	45	15.0	19	0
A. Bradshaw	2	19	9.5	11	0	R. Gronkowski	2	26	13.0	20	0
H. Hynoski	2	19	9.5	13	0	B. Green-Ellis	2	15	7.5	8	0
J. Ballard	2	10	5.0	9	0	C. Ochocinco	1	21	21.0	21	0
D. Ware	1	8	8.0	8	0	Patriots:	27	276	10.2	21	2
Giants:	30	296	9.9	38	1						

INTERCEPTIONS						INTERCEPTIONS					
NO	YDS	AVG	LG	TD		NO	YDS	AVG	LG	TD	
C. Blackburn	1	0	0	0	0	None					

PUNTING						PUNTING						
NO	YDS	AVG	TB	IN20	LG	NO	YDS	AVG	TB	IN20	LG	
S. Weatherford	4	163	40.8	1	3	51	Z. Mesko	3	123	41.0	0	1

PUNT RET.						PUNT RET.						
NO	FC	YDS	AVG	LG	TD	NO	FC	YDS	AVG	LG	TD	
W. Blackmon	1	2	10	5.0	10	0	W. Welker	0	1	0	0	0
							[DOWNED]	1	0	0	0	0
							[OUT OF BOUNDS]	1	0	0	0	0
							[TOUCHBACK]	1	0	0	0	0
Giants:	4	75	18.8	34	0		Patriots:	0	1	0	0	0

KICKOFF RET.						KICKOFF RET.					
NO	YDS	AVG	LG	TD		NO	YDS	AVG	LG	TD	
J. Jerigan	3	71	23.7	34	0	J. Edelman	3	73	24.3	31	0
W. Blackmon	1	4	4.0	4	0	[TOUCHBACK]	2				
[TOUCHBACK]	1	0	0	0	0						
Giants:	4	75	18.8	34	0						

PASSING	A	C	YDS	PCT.	TD	I	LG	S/YD	RATING
E. Manning	40	30	296	75.0	1	0	38	3/14	103.8
Giants:	40	30	296	75.0	1	0	38	3/14	103.8

PASSING	A	C	YDS	PCT.	TD	I	LG	S/YD	RATING
T. Brady	41	27	276	65.9	2	1	21	2/10	91.1
Patriots:	41	27	276	65.9	2	1	21	2/10	91.1

TEAM STATISTICS	NYG	NE
TOTAL FIRST DOWNS	26	21
By Rushing	7	6
By Passing	18	15
By Penalty	1	0
Third Down: Md/Att.	5/11	6/12
Third Down: Eff.	45%	50%
TOTAL NET YARDS	396	349
Total Offensive Plays	71	62
Avg. per Play	5.6	5.6
NET YARDS RUSHING	114	83
Total Rushing Plays	28	19
Avg. Per Rush	4.1	4.4
NET YARDS PASSING	282	266
Sacked/Yards Lost	3/14	2/10
Gross Yards Passing	296	276
Att.-Comp.-Int	40-30-0	41-27-1
Completion Pct.	75.0	65.9
PUNTS/AVERAGE	4/40.8	3/41.0
PENALTIES/YARDS	4/24	5/28
FUMBLES/BALLS LOST	2/0	0/0
FIELD GOALS	38, 33	29

NE PATRIOTS STARTING LINEUP

WR	W. Welker	DT	V. Wilfork
LT	M. Light	NT	K. Love
LG	L. Mankins	DL	B. Deaderick
C	D. Connolly	OLB	T. White
RG	B. Waters	ILB	J. Mayo
RT	S. Vollmer	ILB	B. Spikes
TE	R. Gronkowski	OLB	R. Ninkovich
WR	D. Branch	LCB	D. McCourty
QB	T. Brady	RCB	K. Arrington
RB	B. Green-Ellis	S	J. Ihedigbo
ZTE	N. Solder	S	P. Chung

PHILADELPHIA EAGLES STARTING LINEUP

WR	V. Cruz	LE	J. Tuck
LT	D. Diehl	LDT	L. Joseph
LG	K. Boothe	RDT	C. Canty
C	D. Baas	RE	J. Pierre-Paul
RG	C. Snee	MLB	C. Blackburn
RT	M. McKenzie	WLB	M. Boley
TE	J. Ballard	LCB	C. Webster
WR	H. Nicks	RCB	A. Ross
QB	E. Manning	SS	K. Phillips
FB	H. Hynoski	FS	A. Rolle
RB	A. Bradshaw	S	D. Grant

GAME NOTES

- QB Tom Brady and T Matt Light tied an NFL record by starting in their fifth Super Bowl. They join Cornelius Bennett, John Elway and Charles Haley.
- Brady passed for 276 yards against the Giants in the Super Bowl to become the all-time leading passer in Super Bowl history with 1,277 passing yards.
- Brady threw two touchdown passes against the Giants to increase his Super Bowl total to nine. Brady is tied for second with Terry Bradshaw, behind Joe Montana's 11 Super Bowl touchdown passes.
- Brady completed 16 straight pass completions to set a Super Bowl record. The previous record was by Joe Montana, who had 13 straight pass completions in Super Bowl 24.

PLAYOFF HISTORY

SUPER BOWL XLIX

SUPER BOWL XLIX • NEW ENGLAND 28, SEATTLE 24 • UNIVERSITY OF PHOENIX STADIUM

February 1, 2015 • Weather: 65 degrees; Clear skies • Attendance - 70,288

	1	2	3	4	OT	F
New England Patriots	0	14	0	14	--	28
Seattle Seahawks	0	14	10	0	--	24

TEAM	Q	PLAY	SCORE	
			Visitor	Home
NE	2	B. LaFell 11 yd. pass from T. Brady (S. Gostkowski kick)	7	0
SEA	2	M. Lynch 3 yd. run (S. Hauschka kick)	7	7
NE	2	R. Gronkowski 22 yd. pass from T. Brady (S. Gostkowski kick)	14	7
SEA	2	C. Matthews 11 yd. pass from R. Wilson (S. Hauschka kick)	14	14
SEA	3	S. Hauschka 27 yd. Field Goal	14	17
SEA	3	D. Baldwin 3 yd. pass from R. Wilson (S. Hauschka kick)	14	24
NE	4	D. Amendola 4 yd. pass from T. Brady (S. Gostkowski kick)	21	24
NE	4	J. Edelman 3 yd. pass from T. Brady (S. Gostkowski kick)	28	24

FINAL INDIVIDUAL STATISTICS

RUSHING	NO	YDS	AVG	LG	TD	RUSHING	NO	YDS	AVG	LG	TD
L. Blount	14	40	2.9	9	0	M. Lynch	24	102	4.3	15	1
S. Vereen	4	13	3.3	7	0	R. Wilson	3	39	13.0	17	0
J. Edelman	1	7	7.0	7	0	R. Turbin	2	21	10.5	19	0
T. Brady	2	-3	-1.5	-1	0	Seahawks:	29	162	5.6	19	1
Patriots:	21	57	2.7	9	0						

RECEIVING	NO	YDS	AVG	LG	TD	RECEIVING	NO	YDS	AVG	LG	TD
S. Vereen	11	64	5.8	16	0	C. Matthews	4	109	27.3	45	1
J. Edelman	9	109	12.1	23	1	R. Lockette	3	59	19.7	25	0
R. Gronkowski	6	68	11.3	22t	1	J. Kearse	3	45	15.0	33	0
D. Amendola	5	48	9.6	17	1	M. Lynch	1	31	31.0	31	0
B. LaFell	4	29	7.3	11t	1	D. Baldwin	1	3	3.0	3t	1
J. Develin	1	6	6.0	6	0	Seahawks:	12	247	20.6	45	2
M. Hoomanawanui	1	4	4.0	4	0						
Patriots:	37	328	8.9	23	4						

INTERCEPTIONS	NO	YDS	AVG	LG	TD	INTERCEPTIONS	NO	YDS	AVG	LG	TD
M. Butler	1	3	3.0	3	0	J. Lane	1	14	14.0	14	0
						B. Wagner	1	0	0.0	0	0

PUNTING	NO	YDS	AVG	TB	IN20	LG	PUNTING	NO	YDS	AVG	TB	IN20	LG
R. Allen	4	196	49.0	1	1	64	J. Ryan	6	269	44.8	0	1	61

PUNT RET.	NO	FC	YDS	AVG	LG	TD	PUNT RET.	NO	FC	YDS	AVG	LG	TD
J. Edelman	3	2	27	9.0	15	0	B. Walters	2	0	6	3.0	6	0
[OUT OF BOUNDS]	1	0	0	0.0	0	0	[DOWNED]	1	0	0	0.0	0	0
							[TOUCHBACK]	1	0	0	0.0	0	0

KICKOFF RET.	NO	YDS	AVG	LG	TD	KICKOFF RET.	NO	YDS	AVG	LG	TD
D. Amendola	2	44	22.0	23	0	[TOUCHBACK]	5	0	0.0	0	0
J. Develin	1	5	5.0	5	0						
[TOUCHBACK]	2	0	0.0	0	0						
Patriots:	3	49	16.3	23	0						

PASSING	A	C	YDS	PCT.	TD	I	LG	S/YD	RATING
T. Brady	50	37	328	74.0	4	2	23	1/8	101.1
Patriots:	50	37	328	74.0	4	2	23	1/8	101.1

PASSING	A	C	YDS	PCT.	TD	I	LG	S/YD	RATING
R. Wilson	21	12	247	57.1	2	1	45	3/13	110.6
Seahawks:	21	12	247	57.1	2	1	45	3/13	110.6

TEAM STATISTICS	NE	SEA
TOTAL FIRST DOWNS	25	20
By Rushing	1	8
By Passing	21	10
By Penalty	3	2
Third Down: Md/Att.	8/14	3/10
Third Down: Eff.	57%	30%
TOTAL NET YARDS	377	396
Total Offensive Plays	72	53
Avg. per Play	5.2	7.5
NET YARDS RUSHING	57	162
Total Rushing Plays	21	29
Avg. Per Rush	2.7	5.6
NET YARDS PASSING	320	234
Sacked/Yards Lost	1/8	3/13
Gross Yards Passing	328	247
Att.-Comp.-Int	50-37-2	21-12-1
Completion Pct.	74.0	57.1
PUNTS/AVERAGE	4/49.0	6/44.8
PENALTIES/YARDS	5/36	7/70
FUMBLES/BALLS LOST	0/0	0/0
FIELD GOALS	None	2/2

NE PATRIOTS STARTING LINEUP

WR	B. LaFell	LE	R. Ninkovich
LT	N. Solder	DT	V. Wilfork
LG	D. Connolly	DT	S. Siliga
C	B. Stork	RE	Cha. Jones
RG	R. Wendell	LB	J. Collins
RT	S. Vollmer	LB	D. Hightower
TE	R. Gronkowski	CB	K. Arrington
WR	J. Edelman	DB	D. Revis
QB	T. Brady	RCB	B. Browner
TE	M. Hoomanawanui	S	P. Chung
RB	S. Vereen	S	D. McCourty

SEATTLE SEAHAWKS STARTING LINEUP

WR	D. Baldwin	LDE	M. Bennett
LT	R. Okung	LDT	T. McDaniel
LG	J. Carpenter	RDT	K. Williams
C	M. Unger	RDE	C. Avril
RG	J. Sweezy	OLB	B. Irvin
RT	J. Britt	MLB	B. Wagner
TE	L. Willson	OLB	K. Wright
WR	J. Kearse	LCB	R. Sherman
QB	R. Wilson	RCB	B. Maxwell
WR	R. Lockette	SS	K. Chancellor
RB	M. Lynch	FS	E. Thomas

GAME NOTES

- Head coach Bill Belichick tied NFL records by matching Don Shula with his sixth Super Bowl appearance and tying Chuck Noll with his fourth Super Bowl win.
- Tom Brady joined Terry Bradshaw and Joe Montana as the only quarterbacks with four Super Bowl victories, while matching Joe Montana's NFL-record three Super Bowl MVP Awards.
- Brady extended his Super Bowl records for passing yards (1,605) and completions (164), while passing Joe Montana for most touchdown passes (13) in Super Bowl history.
- Brady set Super Bowl records with 20 first-half completions and 37 total completions.
- Shane Vereen's 11 receptions were a Super Bowl record for a running back, and Ryan Allen set a Super Bowl record with a 64-yard punt.

SUPER BOWL LI

SUPER BOWL LI • NEW ENGLAND 34, ATLANTA 28 OT • NRG STADIUM

February 5, 2017 • Weather: 76 degrees; Partly Cloudy • Attendance - 70,807

	1	2	3	4	OT	F
New England Patriots	0	3	6	19	6	34
Atlanta Falcons	0	21	7	0	0	28

TEAM	Q	PLAY	SCORE			
			Visitor	Home		
ATL	2	D.Freeman 5 yd. run (M.Bryant kick)	0	7		
ATL	2	A.Hooper 19 yd. pass from M.Ryan (M.Bryant kick)	0	14		
ATL	2	R.Alford 82 yd. interception return (M.Bryant kick)	0	21		
NE	2	S.Gostkowski 41 yd. Field Goal	3	21		
ATL	3	T.Coleman 6 yd. pass from M.Ryan (M.Bryant kick)	3	28		
NE	3	J.White 5 yd. pass from T.Brady (kick failed, hru)	9	28		
NE	4	S.Gostkowski 33 yd. Field Goal	12	28		
NE	4	D.Amendola 6 yd. pass from T.Brady (J.White run)	20	28		
NE	4	J.White 1 yd. run (T.Brady-D.Amendola pass)	28	28		
NE	5	J.White 2 yd. run (8-75, 3:58)	34	28		

FINAL INDIVIDUAL STATISTICS

RUSHING						RUSHING					
	NO	YDS	AVG	LG	TD		NO	YDS	AVG	LG	TD
L. Blount	11	31	2.8	9	0	D. Freeman	11	75	6.8	37	1
J. White	6	29	4.8	10	2	T. Coleman	7	29	4.1	9	0
D. Lewis	6	27	4.5	13	0	Falcons:	18	104	5.8	37	1
T. Brady	1	15	15.0	15	0						
J. Edelman	1	2	2.0	2	0						
Patriots:	25	104	4.2	15	2						

RECEIVING						RECEIVING					
	NO	YDS	AVG	LG	TD		NO	YDS	AVG	LG	TD
J. White	14	110	7.9	28	1	J. Jones	4	87	21.8	27	0
D. Amendola	8	78	9.8	20	1	T. Gabriel	3	76	25.3	35	0
M. Mitchell	6	70	11.7	18	0	A. Hooper	3	32	10.7	19	1
J. Edelman	5	87	17.4	27	0	D. Freeman	2	46	23.0	39	0
M. Bennett	5	62	12.4	25	0	M. Sanu	2	25	12.5	13	0
C. Hogan	4	57	14.3	18	0	P. DiMarco	2	12	6.0	10	0
D. Lewis	1	2	2.0	2	0	T. Coleman	1	6	6.0	6	1
Patriots:	43	466	10.8	28	2	Falcons:	17	284	16.7	39	2

INTERCEPTIONS						INTERCEPTIONS					
	NO	YDS	AVG	LG	TD		NO	YDS	AVG	LG	TD
None						R. Alford	1	82	82.0	82	1

PUNTING						PUNTING							
	NO	YDS	AVG	TB	IN20	LG		NO	YDS	AVG	TB	IN20	LG
R. Allen	4	166	41.5	0	3	51	M. Boshers	6	282	47.0	0	4	56

PUNT RET.						PUNT RET.							
	NO	FC	YDS	AVG	LG	TD		NO	FC	YDS	AVG	LG	TD
J. Edelman	3	2	40	13.3	26	0	E. Weems	1	2	0	0.0	0	0
P. Chung	1	0	-1	-1.0	-1	0	[DOWNED]	1	0	0	0.0	0	0
Patriots:	4	2	39	9.8	26	0							

KICKOFF RET.						KICKOFF RET.					
	NO	YDS	AVG	LG	TD		NO	YDS	AVG	LG	TD
D. Lewis	1	20	20.0	20	0	E. Weems	2	25	12.5	14	0
[TOUCHBACK]	5	0	0.0	0	0	J. Hardy	2	17	8.5	10	0
						P.DiMarco	1	0	0.0	0	0
						Falcons:	5	42	8.4	14	0

PASSING	A	C	YDS	PCT.	TD	I	LG	S/YD	RATING
T. Brady	62	43	466	69.4	2	1	28	5/24	95.2
J. Edelman	1	0	0	0.0	0	0	0	0/0	39.6
Patriots:	63	43	466	68.3	2	1	28	5/24	93.8

PASSING	A	C	YDS	PCT.	TD	I	LG	S/YD	RATING
M. Ryan	23	17	284	73.9	2	0	39	5/44	144.1
Falcons:	23	17	284	73.9	2	0	39	5/44	144.1

TEAM STATISTICS	NE	ATL
TOTAL FIRST DOWNS	37	17
By Rushing	7	3
By Passing	26	13
By Penalty	4	1
Third Down: Md/Att.	7/14	1/8
Third Down: Eff.	50%	13%
TOTAL NET YARDS	546	344
Total Offensive Plays	93	46
Avg. per Play	5.9	7.5
NET YARDS RUSHING	104	104
Total Rushing Plays	25	18
Avg. Per Rush	4.2	5.8
NET YARDS PASSING	442	240
Sacked/Yards Lost	5/24	5/44
Gross Yards Passing	466	284
Att.-Comp.-Int	63-43-1	23-17-0
Completion Pct.	68.3	73.9
PUNTS/AVERAGE	4/41.5	6/47.0
PENALTIES/YARDS	4/23	9/65
FUMBLES/BALLS LOST	1/1	1/1
FIELD GOALS	4/1, 33	None

NE PATRIOTS STARTING LINEUP

WR	C. Hogan	DB	D. Harmon
LT	N. Solder	DT	A. Branch
LG	J. Thuney	DT	M. Brown
C	D. Andrews	RE	T. Flowers
RG	S. Mason	LB	S. McClellin
RT	M. Cannon	LB	D. Hightower
TE	M. Bennett	LB	R. Ninkovich
WR	J. Edelman	RCB	L. Ryan
QB	T. Brady	LCB	M. Butler
WR	M. Mitchell	S	P. Chung
RB	D. Lewis	S	D. McCourty

ATLANTA FALCONS STARTING LINEUP

WR	J. Jones	DE	D. Freeney
LT	J. Matthews	DT	R. Hageman
LG	A. Levitre	DB	B. Poole
C	A. Mack	DE	G. Jarrett
RG	C. Chester	LB	V. Beasley
RT	R. Schraeder	LB	D. Jones
TE	L. Toilolo	LB	D. Campbell
WR	M. Sanu	CB	R. Alford
QB	M. Ryan	CB	J. Collins
RB	D. Freeman	S	R. Allen
FB	P. DiMarco	S	K. Neal

GAME NOTES

- The Patriots completed the biggest comeback in team history when they overcame a 25-point deficit to beat Atlanta, 34-28, in overtime in Super Bowl LI. The Patriots trailed 28-3 with 8:36 to play in the third quarter before scoring 31 points on five of their final six offensive drives to claim the win.
- Bill Belichick won his fifth Super Bowl in 2016 to give him the most Super Bowl wins by any head coach in NFL history.
- Brady set three Super Bowl records against Atlanta in Super Bowl LI: Most passes in a game (62), Most completions (43) and most passing yards (466).
- With the win in Super Bowl LI and another MVP Award, Brady now has the most Super Bowl wins as a quarterback and most Super Bowl MVP awards.

PLAYOFF HISTORY

SUPER BOWL LII

SUPER BOWL LII • PHILADELPHIA 41, NEW ENGLAND 33 • U.S. BANK STADIUM

February 4, 2018 • Weather: Indoors • Attendance - 67,612

	1	2	3	4	OT	F
Philadelphia Eagles	9	13	7	12	--	41
New England Patriots	3	9	14	7	--	33

TEAM	Q	PLAY	SCORE	
			Visitor	Home
PHI	1	J. Elliot 25 yd. Field Goal	3	0
NE	1	S. Gostkowski 26 yd. Field Goal	3	3
PHI	1	A. Jeffery 34 yd. pass from N.Foles (kick failed, wr)	9	3
PHI	2	L. Blount 21 yd. run (pass failed)	15	3
NE	2	S. Gostkowski 45 yd. Field Goal	15	6
NE	2	J. White 26 yd. run (kick failed, wl)	15	12
PHI	2	N. Foles 1 yd. pass from T. Burton (J. Elliot kick)	22	12
NE	3	R. Gronkowski 5 yd. pass from T.Brady (S. Gostkowski kick)	22	19
PHI	3	C. Clement 22 yd. pass from N.Foles (J. Elliot kick)	29	19
NE	3	C. Hogan 26 yd. pass from T.Brady (S. Gostkowski kick)	29	26
PHI	4	J. Elliot 42 yd. Field Goal	32	26
NE	4	R. Gronkowski 4 yd. pass from T.Brady (S. Gostkowski kick)	32	33
PHI	4	Z. Ertz 11 yd. pass from N.Foles (pass failed)	38	33
PHI	4	J. Elliot 46 yd. Field Goal	41	33

FINAL INDIVIDUAL STATISTICS

RUSHING					RUSHING						
NO	YDS	AVG	LG	TD	NO	YDS	AVG	LG	TD		
L. Blount	14	90	6.4	36	1	J. White	7	45	6.4	26t	1
J. Ajayi	9	57	6.3	26	0	D. Lewis	9	39	4.3	8	0
N. Agholor	1	9	9.0	9	0	R. Burkhead	3	18	6.0	9	0
C. Clement	3	8	2.7	6	0	T. Brady	1	6	6.0	6	0
Eagles:	27	164	6.1	36	1	C. Hogan	1	4	4.0	4	0
						B. Cooks	1	1	1.0	1	0
						Patriots:	22	113	5.1	26	1

RECEIVING					RECEIVING						
NO	YDS	AVG	LG	TD	NO	YDS	AVG	LG	TD		
N. Agholor	9	84	9.3	24	0	R. Gronkowski	9	116	12.9	25	2
Z. Ertz	7	67	9.6	19	1	D. Amendola	8	152	19.0	50	0
T. Smith	5	49	9.8	17	0	C. Hogan	6	128	21.3	43	1
C. Clement	4	100	25.0	55	1	J. White	2	21	10.5	15	0
A. Jeffery	3	73	24.3	34t	1	R. Burkhead	1	46	46.0	46	0
N. Foles	1	1	1.0	1t	1	B. Cooks	1	23	23.0	23	0
Eagles:	29	374	12.9	55	4	P. Dorsett	1	19	19.0	19	0
						Patriots:	28	505	18.0	50	3

INTERCEPTIONS					INTERCEPTIONS					
NO	YDS	AVG	LG	TD	NO	YDS	AVG	LG	TD	
None					D. Harmon	1	8	8.0	8	0

PUNTING						PUNTING					
NO	YDS	AVG	TB	IN20	LG	NO	YDS	AVG	TB	IN20	LG
D. Jones	1	41	41.0	0	0	41	None				

PUNT RET.						PUNT RET.						
NO	FC	YDS	AVG	LG	TD	NO	FC	YDS	AVG	LG	TD	
None						D. Amendola	0	1	0	0.0	0	0

KICKOFF RET.						KICKOFF RET.					
NO	YDS	AVG	LG	TD		NO	YDS	AVG	LG	TD	
K. Barner	3	73	24.3	27	0	D. Lewis	3	45	15.0	25	0
C. Clement	1	25	25.0	25	0	R. Burkhead	0	-1	0.0	-1	0
[TOUCHBACK]	3	0	0.0	0	0	[TOUCHBACK]	6	0	0.0	0	0
Eagles:	4	98	24.5	27	0	Patriots:	3	44	14.7	25	0

PASSING									
	A	C	YDS	PCT.	TD	I	LG	S/YD	RATING
N. Foles	43	28	373	65.1	3	1	55	0/0	106.1
T. Burton	1	1	1	100.0	1	0	1t	0/0	118.8
Eagles:	44	29	374	65.9	4	1	55	0/0	113.3

PASSING									
	A	C	YDS	PCT.	TD	I	LG	S/YD	RATING
T. Brady	48	28	505	58.3	3	0	50	1/5	115.4
D. Amendola	1	0	0	0.0	0	0	0	0/0	39.6
Patriots:	49	28	505	57.1	3	0	50	1/5	113.1

TEAM STATISTICS		PHI	NE
TOTAL FIRST DOWNS		25	29
By Rushing		6	4
By Passing		19	23
By Penalty		0	2
Third Down: Md/Att.	10/16	5/10	
Third Down: Eff.	63%	50%	
TOTAL NET YARDS		538	613
Total Offensive Plays		71	72
Avg. per Play		7.6	8.5
NET YARDS RUSHING		164	113
Total Rushing Plays		27	22
Avg. Per Rush		6.1	5.1
NET YARDS PASSING		374	500
Sacked/Yards Lost		0/0	1/5
Gross Yards Passing		374	505
Att.-Comp.-Int	44-29-1	49-28-0	
Completion Pct.		65.9	57.1
PUNTS/AVERAGE		1/41.0	0/0.0
PENALTIES/YARDS		6/35	1/5
FUMBLES/BALLS LOST		0/0	1/1
FIELD GOALS		25, 42, 46	26, 26, 45

NE PATRIOTS STARTING LINEUP

WR	B. Cooks	LE	T. Flowers
LT	N. Solder	DT	L. Guy
LG	J. Thuney	DT	M. Brown
C	D. Andrews	LB	J. Harrison
RG	S. Flesher	LB	K. Van Noy
RT	C. Manning	LB	E. Roberts
TE	R. Gronkowski	RCB	S. Gilmore
WR	C. Hogan	LCB	E. Rowe
QB	T. Brady	S	P. Chung
RB	D. Lewis	S	D. McCourty
FB	J. Develin	S	D. Harmon

PHILADELPHIA EAGLES STARTING LINEUP

WR	A. Jeffery	DE	V. Curry
LT	H. Vaitai	DT	T. Jernigan
LG	S. Wisniewski	DT	F. Cox
C	J. Kelce	DE	B. Graham
RG	B. Brooks	OLB	M. Kendrick
RT	L. Johnson	OLB	N. Bradham
TE	Z. Ertz	CB	J. Mills
WR	N. Agholor	CB	R. Darby
WR	T. Smith	S	C. Graham
RB	L. Blount	S	R. McLeod
QB	N. Foles	S	M. Jenkins

GAME NOTES

- The Patriots set a Super Bowl record with 613 total yards, with 500 net yards passing and 113 yards on the ground.
- The Patriots became the first team to have three receivers with 100-plus yards in the Super Bowl with Danny Amendola (152), Chris Hogan (128) and Rob Gronkowski (116).
- Tom Brady broke his own Super Bowl record for passing yards with 505 yards following his 466-yard performance the year before in Super Bowl LI vs. Atlanta. His 505 passing yards are also the most ever in a postseason game and is the first 500-yard passing game in NFL postseason history.
- Rob Gronkowski's 116 receiving yards are the most ever by a tight end in a Super Bowl and his nine catches gave him 68 career postseason receptions, surpassing Dallas Clark (64) for the most receptions by a tight end in NFL postseason history.

SUPER BOWL LIII

SUPER BOWL LIII • NEW ENGLAND 13, LOS ANGELES 3 • MERCEDES-BENZ STADIUM

February 3, 2019 • Weather: Indoors • Attendance - 70,801

	1	2	3	4	OT	F
New England Patriots	0	3	0	10	--	13
Los Angeles Rams	0	0	3	0	--	3

TEAM	Q	PLAY	SCORE	
			Visitor	Home
NE	2	S. Gostkowski 42 yd. Field Goal	3	0
LAR	3	G. Zuerlein 53 yd. Field Goal	3	3
NE	4	S. Michel 2 yd. run (S. Gostkowski kick)	10	3
NE	4	S. Gostkowski 41 yd. Field Goal	13	3

FINAL INDIVIDUAL STATISTICS

RUSHING						RUSHING					
NO	YDS	AVG	LG	TD		NO	YDS	AVG	LG	TD	
S. Michel	18	94	5.2	26	1	T. Gurley	10	35	3.5	16	0
R. Burkhead	7	43	6.1	26	0	C. Anderson	7	22	3.1	5	0
J. Edelman	1	8	8.0	8	0	R. Woods	1	5	5.0	5	0
C. Patterson	2	7	3.5	6	0	Rams:	18	62	3.4	16	0
J. White	2	4	2.0	3	0						
T. Brady	2	-2	-1.0	-1	0						
Patriots:	32	154	4.8	26	1						

RECEIVING						RECEIVING					
NO	YDS	AVG	LG	TD		NO	YDS	AVG	LG	TD	
J. Edelman	10	141	14.1	27	0	B. Cooks	8	120	15.0	24	0
R. Gronkowski	6	87	14.5	29	0	R. Woods	5	70	14.0	18	0
R. Burkhead	2	15	7.5	8	0	J. Reynolds	3	28	9.3	11	0
C. Patterson	2	14	7.0	9	0	C. Anderson	2	12	6.0	9	0
J. White	1	5	5.0	5	0	T. Gurley	1	-1	-1.0	-1	0
Patriots:	21	262	12.5	29	0	Rams:	19	229	12.1	24	0

INTERCEPTIONS						INTERCEPTIONS					
NO	YDS	AVG	LG	TD		NO	YDS	AVG	LG	TD	
S. Gilmore	1	0	0.0	0	0	C. Littleton	1	0	0.0	0	0

PUNTING						PUNTING							
NO	YDS	AVG	TB	IN20	LG	NO	YDS	AVG	TB	IN20	LG		
R. Allen	5	215	43.0	0	3	53	J. Hekker	9	417	46.3	0	5	65

PUNT RET.						PUNT RET.							
NO	FC	YDS	AVG	LG	TD	NO	FC	YDS	AVG	LG	TD		
J. Edelman	2	1	2	1.0	7	0	J. Natson	2	0	12	6.0	13	0
							[DOWNED]	2	0	0	0.0	0	0
							[OUT OF BOUNDS]	1	0	0	0.0	0	0

KICKOFF RET.						KICKOFF RET.					
NO	YDS	AVG	LG	TD		NO	YDS	AVG	LG	TD	
C. Patterson	1	38	38.0	38	0	J. Natson	1	27	27.0	27	0
[TOUCHBACK]	1	0	0.0	0	0	[TOUCHBACK]	3	0	0.0	0	0

PASSING										
	A	C	YDS	PCT.	TD	I	LG	S/YD	RATING	
T. Brady	35	21	262	60.0	0	1	29	1/9	71.4	
Patriots:	35	21	262	60.0	0	1	29	1/9	71.4	

PASSING										
	A	C	YDS	PCT.	TD	I	LG	S/YD	RATING	
J. Goff	38	19	229	50.0	0	1	24	4/31	57.9	
Rams:	38	19	229	50.0	0	1	24	4/31	57.9	

TEAM STATISTICS			NE	ATL
TOTAL FIRST DOWNS	22	14		
By Rushing	6	2		
By Passing	12	11		
By Penalty	4	1		
Third Down: Md/Att.	3/12	3/13		
Third Down: Eff.	25%	23%		
TOTAL NET YARDS	407	260		
Total Offensive Plays	68	60		
Avg. per Play	6.0	4.3		
NET YARDS RUSHING	154	62		
Total Rushing Plays	32	18		
Avg. Per Rush	4.8	3.4		
NET YARDS PASSING	253	198		
Sacked/Yards Lost	1/9	4/31		
Gross Yards Passing	262	229		
Att.-Comp.-Int	35-21-1	38-19-1		
Completion Pct.	60.0	50.0		
PUNTS/AVERAGE	5/43.0	9/46.3		
PENALTIES/YARDS	3/20	9/65		
FUMBLES/BALLS LOST	1/0	1/0		
FIELD GOALS	46, 42, 41	53, 48		

NE PATRIOTS STARTING LINEUP

WR	J. Edelman	LE	T. Flowers
LT	T. Brown	DT	L. Guy
LG	J. Thuney	DT	M. Brown
C	D. Andrews	RE	D. Wise
RG	S. Mason	LB	K. Van Noy
RT	M. Cannon	LB	D. Hightower
TE	R. Gronkowski	RCB	S. Gilmore
WR	C. Hogan	LCB	J. McCourty
QB	T. Brady	S	P. Chung
RB	S. Michel	S	D. McCourty
FB	J. Develin	DB	J. Jones

L.A. RAMS STARTING LINEUP

WR	J. Reynolds	DE	M. Brockers
LT	A. Whitworth	NT	N. Suh
LG	R. Saffold	DT	A. Donald
C	J. Sullivan	WILL	D. Fowler
RG	A. Blythe	OLB	S. Ebukam
RT	R. Havenstein	ILB	C. Littleton
TE	T. Higbee	ILB	M. Barron
WR	R. Woods	SS	J. Johnson
WR	B. Cooks	FS	L. Joyner
RB	T. Gurley	CB	A. Talib
QB	J. Goff	CB	M. Peters

GAME NOTES

- The Patriots victory in Super Bowl LIII is their sixth Super Bowl win, tying the Pittsburgh Steelers for the most Super Bowl victories.
- With the victory in Super Bowl LIII, Bill Belichick joined George Halas and Curly Lambeau as the only coaches with six championships.
- Tom Brady has now won six Super Bowls, breaking a tie with Hall of Fame DL Charles Haley (5) as the only NFL player to play on six Super Bowl winning teams. Haley won two with San Francisco and three with Dallas.
- Julian Edelman was named Super Bowl MVP after finishing with 10 receptions for 141 yards. He became the seventh wide receiver to win Super Bowl MVP honors and the second Patriots wide receiver to win the award. Deion Branch was named MVP for his performance in Super Bowl XXXIX.

PLAYOFF HISTORY

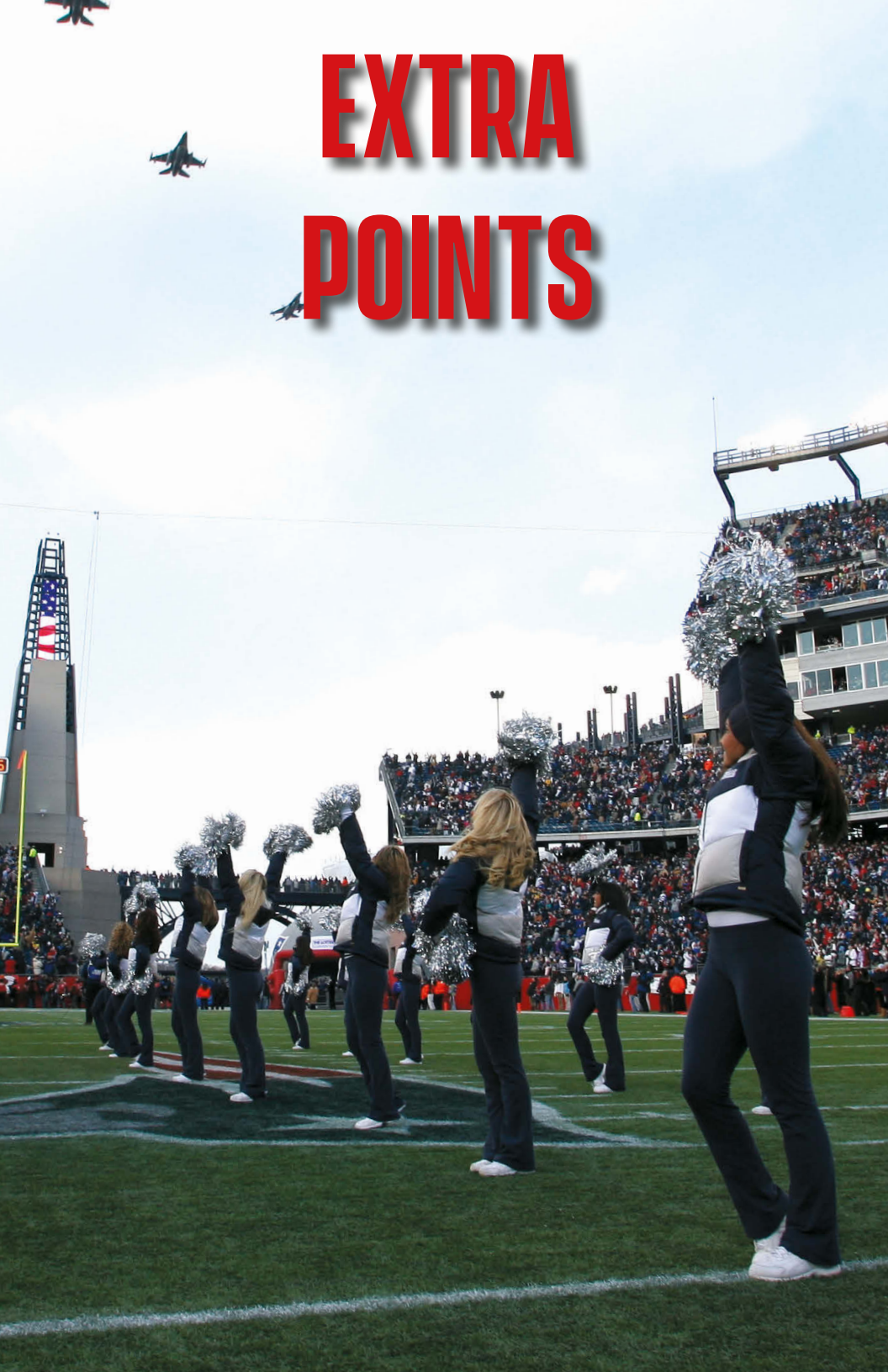
ALWAYS BE CELEBRATING



OFFICIAL SOFT DRINK OF **THE NEW ENGLAND PATRIOTS**

PEPSI and the Pepsi Globe are registered trademarks of PepsiCo, Inc. New England Patriots trademarks, including the Patriots logo, are the property of New England Patriots LLC, and are used pursuant to a licensing agreement with New England Patriots LLC.

EXTRA POINTS



98.5 THE SPORTS HUB PATRIOTS RADIO NETWORK



Bob Socci



Scott Zolak

Six seasons, three Super Bowl championships: it's been a great ride for Bob Socci as the radio voice of the Patriots.

Socci returns for his seventh season in the booth as play-by-play broadcaster on 98.5 The Sports Hub and its 40-station network. He's won rave reviews for his enthusiasm and accuracy since taking the helm for the 2013 campaign. Before joining the Patriots, Bob served as the voice of the Naval Academy Midshipmen for 16 seasons, and called Triple A baseball, most recently for the Pawtucket Red Sox, for a decade.

Socci is joined in the booth by former Patriots quarterback Scott Zolak, who's entering his eighth season as action analyst. Prior to moving upstairs he spent a season with the legendary broadcast team of Gil Santos and Gino Cappelletti as a sideline reporter. Prior to that, he served six seasons as a co-host of "Patriots Preview" and "Patriots Postgame" on the Radio Network. He's currently heard daily as co-host of the "Zolak and Bertrand" Show on the Sports Hub, where his experience as a pro athlete and his boundless energy keep Boston listeners engaged and entertained all year long.

The gameday experience on the Network starts three hours before kickoff with "Patriots Preview," with hosts Marc Bertrand and Christopher Gasper. The co-host of the Sports Hub's midday show, Bertrand is entering his fifth season as quarterback of the Network's pre and postgame programming. He previously helmed the "Patriots Pregame

Social" on Patriots.com for two seasons. A UMass grad, he won Associated Press awards for both his play-by-play and talk shows covering the Minutemen. Marc is also a frequent contributor to NBC Sports Boston. Gasper is back for his 12th season on "Patriots Preview," his fourth as a full-fledged co-host. The Lynn Mass., native is a *Boston Globe* columnist, and he also co-hosts the Saturday morning "Gasper & Murray" show on the Sports Hub.

Joining Bertrand on "Patriots Postgame" is Jim Murray of the Sports Hub's "Felger & Massarotti" show. Jim also hosted the "Patriots Pregame Social" on Patriots.com for two seasons. He and Bertrand will take over right after the final whistle, breaking down the game, airing postgame press conferences and giving the fans a chance to react.

The football season never ends on the Patriots flagship station, 98.5 The Sports Hub. From morning-after breakdowns with "Toucher and Rich," X's and O's with "Zolak and Bertrand," no-holds-barred opinions from "Felger and Massarotti," to the voice of the fans at night on the "Adam Jones Show," the Patriots are always front and center. One of the first sports franchises to broadcast their games on FM, the Patriots begin their 25th season of airing every block, tackle and kick in crystal-clear stereo. The Pats are entering their 11th season on The Sports Hub, where you'll also find the broadcasts of the New England Revolution, Boston Bruins and Boston Celtics.

98.5 THE SPORTS HUB PATRIOTS RADIO NETWORK

FLAGSHIP STATION

WBZ-FM Boston	98.5 FM
Massachusetts		
WBZ-FM Boston	98.5 FM
WAQY Springfield	102.1 FM
WBEC Pittsfield	1420 AM
WPKZ Fitchburg	1280 AM
WNAW North Adams	1230 AM
WBSM New Bedford	1420 AM
WPVQ Greenfield	95.3 FM
WSAR Fall River	1480 AM
WWFX Worcester	100.1 FM
WXTK Hyannis	95.1 FM
WMRC Milford	103.1 FM/1490 AM
WBOQ Gloucester	104.9 FM

Maine

WBLM Portland	102.9 FM
WEBB Augusta	98.5 FM
WEZQ Bangor	92.9 FM
WOZI Presque Isle	101.9 FM

Connecticut

WTIC Hartford	1080 AM
WINY Putnam	1350 AM
WGCH Greenwich	1490 AM
WINE Brookfield	940 AM

New Hampshire

WFNO Nashua	106.3 FM
WPKQ North Conway	103.7 FM
WSAK Hampton	102.1 FM
WSHK Portsmouth/Dover	105.3 FM
WNNH Concord	99.1 FM
WLNH Laconia	98.3 FM
WEMJ Laconia	107.3 FM/1490 AM
WINQ Keene	98.7 FM
WXKK Lebanon	100.5 FM

Vermont

WCPV Burlington	101.3 FM
WDVT Rutland	94.5 FM
WIKE Newport	1490 AM
WINQ Brattleboro	1490 AM
WRFK Barre/Montpelier	107.1 FM
WSTJ St. Johnsbury	1340 AM

Rhode Island

WPRO Providence	630 AM
WEAN Providence	99.7 FM

New York

WHTK Rochester	1280 AM
------	-----------------	---------

2019 PRESEASON TV NETWORK

Patriots preseason games will be broadcast live and in HD on WBZ Channel 4 in Boston and a network of affiliates throughout New England. Kraft Sports Productions will produce the broadcasts.

The Patriots preseason television broadcast was revamped for the 2018 season. 98.5 The Sports Hub's Patriots play-by-play voice Bob Socci joined former Patriots quarterback and color commentator Scott Zolak in the broadcast booth.

The telecast will be aided by former Patriots linebacker Rob Ninkovich and WBZ-TV's Steve Burton, teaming up to provide sideline analysis.

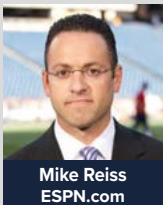
Preseason Broadcast Schedule

Date	Opponent	Time
Thu., Aug. 8	at Detroit	7:30 p.m.
Sat., Aug. 17	at Tennessee	7:00 p.m.
Thu., Aug. 22	Carolina	7:30 p.m.
Thu., Aug. 29	N.Y. Giants	7:30 p.m.

Preseason Television Network

WBZ TV Boston, MA (Flagship)
WVII Bangor, ME
WCAX Burlington, VT
WCTX/WTNH Hartford, CT
WMUR Manchester, NH
WMTW Portland, ME
WPRI Providence, RI
WWLP Springfield, MA
KFVE Honolulu, HI
KYUR Anchorage, AK
KATN Fairbanks, AK
KJUD Juneau, AK

PATRIOTS POOL REPORTERS



Mike Reiss
ESPN.com

Patriots beat writers Mike Reiss of ESPN.com and Phil Perry of NBC Sports Boston will serve as the pool reporters in 2019. In the event that there is the need to get comments from a game official after the game, the pool reporters will be allowed access to ask questions.



Phil Perry
NBC Sports Boston

EXTRA
POINTS



PATRIOTS FOOTBALL NETWORK

**NOT JUST GAMEDAY... EVERY DAY...
THE PATRIOTS ARE ON!**

Interest in the Patriots is at an all-time high and there has never been more exclusive Patriots content to satisfy the devoted fan. Patriots Nation can tune in and connect to Patriots content via print, television, radio and online entities. With everything from Emmy Award-winning television shows to streaming video and podcasts, staying up to date and in the know is easy with the following exclusive Patriots content:

PATRIOTS ON TV

PATRIOTS ALL ACCESS

Fridays from 7-8 p.m. on WBZ-TV and Sunday from 9-10 a.m. on TV 38 - Boston, MA; WWLP in Springfield, MA; WCAX in Burlington, VT; WVII in Bangor, ME; WMTW in Portland, ME; WCTX in Hartford, CT and WPRI in Providence, RI.

Check your local listings for airtime.

The Emmy Award-winning "Patriots All-Access" airs weekly throughout the season on WBZ-TV Channel 4 in Boston and regional affiliates in Hartford, Providence and Springfield, MA, Burlington, VT, Portland and Bangor ME.

"Patriots All-Access" features exclusive behind-the-scenes access and in-depth weekly features on Patriots players and personnel. Hosted by WBZ's Steve Burton, the show features weekly sit-downs with Bill Belichick including the popular "Belestrator" segment where the coach breaks down upcoming opponents with Scott Zolak. The program airs Fridays from 7 p.m.-8 p.m. on WBZ-TV and Sunday from 9 a.m.-10 a.m. on myTV38 in Boston. Check local listings for airtime.



PATRIOTS THIS WEEK

Fridays from 10:30-11 p.m. on NBC Sports Boston

Insider information. Passionate debate. Timely analysis. That's what "Patriots This Week" delivers. The show is hosted by Bob Socci and features former Patriots Scott Zolak and Matt Chatham for this fast-paced, half-hour of football talk. From breaking down the previous contest to game planning the next opponent, there's no better way to get ready for football than "Patriots This Week" — every Friday at 10:30 p.m. on NBC Sports Boston.



PATRIOTS 5th QUARTER

Immediately following each game on WBZ-TV/myTV38

WBZ-TV and myTV38 team up to broadcast "Patriots 5th Quarter" immediately following each Patriots game. Steve Burton, Scott Zolak and Christian Fauria provide instant reaction and analysis in studio and at the stadium. "Patriots 5th Quarter" also features exclusive live coverage of Patriots postgame press conferences with Bill Belichick and Tom Brady.

Patriots Unfiltered TV

NBC Sports Boston

The crew from Patriots Unfiltered teams up with NBC Sports Boston once again for "Patriots Unfiltered TV." Tune in each Thursday as the boys recap the previous week's Patriots game while looking ahead to the upcoming opponent. "Patriots Unfiltered TV" is the perfect way to prepare for each game. Check local listings for airtime.

PATRIOTS ON RADIO

PATRIOTS PREGAME AND POSTGAME

Before and after each game on The Sports Hub Patriots Radio Network
For a complete list of The Sports Hub's 40 affiliates, see page 489.

98.5 The Sports Hub is the Patriots flagship station, broadcasting every Patriots game across its FM radio network and featuring broadcasting duo Bob Socci and Scott Zolak. Three hours prior to kickoff, during halftime and after the game, Marc Bertrand and Chris Gasper will be serving up all the pregame news and notes, while Jim Murray joins Bertrand for the postgame show, which includes live sound from the postgame press conferences.



**EXTRA
POINTS**

PATRIOTS MONDAY presented by Ace Ticket

Mondays during the season on WEEI Sports Radio 93.7 FM (Boston); 103.7 FM (Providence); 1440 AM (Worcester); 105.5 FM (Springfield); 96.3 FM (Cape Cod); 95.9 FM (Portland/Lewiston, ME); 93.5 FM (Keene, NH) and Patriots.com.

WEEI Sports Radio broadcasts Patriots Monday each week, offering fans unique insight and analysis from Bill Belichick and Tom Brady in addition to other Patriots players. WEEI will broadcast Patriots Monday live from Gillette Stadium each Monday, kicking off with The Greg Hill Morning Show at 6 a.m., followed by Dale Arnold and Rich Keefe at 10 a.m. and Glenn Ordway, Lou Merloni, Christian Fauria from 2 to 6 p.m.



PATRIOTS FRIDAY

Fridays during the season on WEEI Sports Radio 93.7 FM (Boston); 103.7 FM (Providence); 1440 AM (Worcester); 105.5 FM (Springfield); 96.3 FM (Cape Cod); 95.9 FM (Portland/Lewiston, ME); 93.5 FM (Keene, NH) and Patriots.com.

WEEI broadcasts Patriots Friday each week, offering fans a look ahead at the weekend's game, match ups and rivalries. Various Patriots players will be featured on air. WEEI will broadcast Patriots Fridays each week throughout the season.



PATRIOTS.COM AND THE OFFICIAL PATRIOTS APP

The team's official website and app for iOS and Android are the most comprehensive sources of Patriots content on the planet. News, video, photos and audio are updated 365 days a year by the Kraft Sports & Entertainment Content team.

NEWS

Patriots.com features daily updates and exclusive content offering everything from breaking news to player features and the popular "Unfiltered Q&A" postings.

VIDEO

The Patriots offer video ready for any device with a screen. Live video includes every Bill Belichick and Tom Brady press conference, the Dunkin Pregame Show and the Postgame Show along with other events such as special episodes of Patriots All Access and the Patriots Hall of Fame induction ceremony. On demand video ranges from daily news updates, special features, player interviews, game highlights and Patriots Cheerleaders. Video offerings also include exclusive content such as postgame locker room celebrations and "Belichick Breakdown" where Coach gives his unique insight into opponents and plays.



AUDIO

Live, original radio shows and on demand podcasts produced from the studios at Gillette Stadium are available on Patriots.com, the Patriots app, TuneIn Radio, iTunes, Spotify and other podcast platforms. The line-up includes "Patriots Unfiltered," the team's flagship show featuring the writers from Patriots.com and "Patriots Playbook" with John Rooke. New for 2019! -- "Patriots Off Topic" is a weekly podcast hosted by Patriots.com Lifestyle editor Angeliqe Fiske and Patriots social media editor Mackenzie Knoop, covering all things Patriots off the field, in the community and on social media.

Additional audio content includes, every press conference and conference call, player interviews, Training Camp-cast, Patriots Prospect Reports and special live NFL Draft shows. Patriots audio: anytime, anywhere. Check Patriots.com for in-season and offseason schedules.

PHOTOS

The Patriots in-house photographers produce the largest selection of Patriots game action and behind-the-scenes photos in the world. Hundreds of player and cheerleader galleries will keep you clicking!

PATRIOTS SOCIAL MEDIA

The Patriots social media channels bring the fans closer to the team with unmatched behind-the-scenes access. From press releases and roster transactions to action photos and exclusive videos, the Patriots social media accounts are a must follow for all Patriots fans. The Patriots are active on multiple platforms, providing on-field statistics and milestones, off-the-field lifestyle content as well as information, news and updates. Follow the team's official accounts: Facebook (NewEnglandPatriots), Twitter (@patriots), Instagram (@patriots), Snapchat ('patriots'), YouTube (patriots), Google+ (+patriots) and Pinterest (patriots).

**EXTRA
POINTS**

2019 PATRIOTS CHEERLEADERS

The New England Patriots Cheerleaders and Pat Patriot Mascot look forward to another banner year in 2019. This year's squad looks to build on the success of previous seasons, including having been previously recognized as the No. 1 cheerleading squad in the NFL and Pat Patriot acknowledged as one of the top 10 most recognizable mascots by *Forbes* magazine.

The Patriots Cheerleaders have been featured in *Muscle and Fitness Hers* and *Sports Illustrated*. They have opened for, performed with or during the live shows of Toby Keith, Aeorosmith, Florida Georgia Line, Jason Aldean, Dierks Bently, Hootie and the Blowfish and Blues Traveler. You can also find the Patriots Cheerleaders in the news, having been featured on Good Morning America, The Today Show, Access Hollywood, Entertainment Tonight, E! and Inside Edition.

The team has consistently been praised for its ability to harness and develop relationships with fans and aspiring cheerleaders through their interactive website and very popular social media platforms. Supporting the efforts of charitable organizations throughout New England, the cheerleaders are able to use their celebrity status to make a difference in the community. In addition to their philanthropic efforts, the squad makes about 1,000 individual public appearances annually for businesses and corporations, spreading cheer to fans at a variety of events throughout New England and across the country. Those bookings include trade shows, grand openings, parades, autograph sessions and Monday Night Football promotions, to name a few.

The New England Patriots Cheerleaders proudly maintain a well-established Junior Cheerleader program, where youths ages 7-17 attend a clinic with the squad, perform on the Gillette Stadium field, and make community appearances with the Patriots Cheerleaders throughout the season in conjunction with the squad's community relations efforts. While the Patriots Cheerleaders have become accustomed to entertaining thousands of Patriots fans from the sidelines, members of the squad have traveled overseas on goodwill missions to entertain thousands of patriots on the front lines. The Patriots Cheerleaders have performed in over two dozen combat areas and have visited more than 25 countries. In addition to their goodwill military missions and appearances throughout the United States, the squad has entertained and appeared at many high-profile events, including performances in Super Bowls, Pro Bowls, an American Bowl in Mexico City, Patriots games in London in 2009 and 2012, and Mexico City again in 2017.

In an effort to increase awareness and interest in the NFL and the New England Patriots, the Patriots Cheerleaders have made seven trips to China. The cheerleaders traveled to Hong Kong, Guangzhou, Beijing and Shanghai as part of the NFL Home Field event, participating in interactive events, teaching a youth clinic and bringing the glamour and excitement of American football games to China.

A spring audition drew approximately 400 applicants to compete for the opportunity to join the 2019 New England Patriots Cheerleading squad. This year's co-ed squad consists of 34 accomplished women and men including 20 returning veterans and 14 rookies. The squad is populated with a wide range of students and professionals, including two physical therapists, an electrical engineer, a musician and a dental hygienist. Following their appointment to the squad, the cheerleaders traveled to Saint Lucia to shoot their annual calendar. This year's squad will continue to serve not only as day-of-game entertainers, but also as Patriots ambassadors throughout New England and around the world. Patriots Cheerleaders and the Pat Patriot Mascot appearances make functions more memorable for everyone. For more information on booking the Patriots Cheerleaders or Pat Patriot Mascot, e-mail cheerleaders@patriots.com.

Patriots CHEERLEADERS



2019 PATRIOTS CHEERLEADERS

Director of Cheerleading
Tracy Sormanti

Cheerleading Coordinator
Jennifer Sullivan

Cheerleading Assistant
Julia Scaparratti

Pat Patriot Mascot
Adam Visbaras
Scott Smith

Line Captains
Alex Brandy
Andrea Cadigan
Alyssa Crane
Courtney Krauss
Julia Rossi

Veterans
Caitrin Bellavance
Ashlee Bourque
Alicia Capone
Melinda Carraher
Jenna Cloutier
Lauren Daniska
Morgan Dzicek
Michaela Main
Victoria McAleer
Nicolette Peloquin
Kendall Pope
Jamie Ramirez
Adrena Santorsola
Leanne Santorsola
Isabella Tropeano

Rookies
Laura Aramini
Driss Dallahi
Daescia DeMoranville
Kayla Jensen
Alexis Melvin
Kaitlyn Morris
Savana Petruzello
Serena Petruzello
Dana Richardson
Steven Sonntag
Victoria Stavropoulos
Bailey Williams
Alysha Yarbrough
Emily Yeo

2019 STAFF DIRECTORY

Ownership/Board of Directors

Robert K. Kraft, Chairman and CEO
Jonathan A. Kraft, President
Daniel Kraft
Josh Kraft

Coaching

Bill Belichick, Head Coach
Cam Achord, Assistant Special Teams
Steve Belichick, Secondary, Safeties
Bret Bielema, Defensive Line
Moses Cabrera, Head Strength and Conditioning
Nick Caley, Tight Ends
DeMarcus Covington, Outside Linebackers
Ivan Fears, Running Backs
Joe Judge, Special Teams Coordinator/Wide Receivers
Joe Kim, Director of Skill Development
Mick Lombardi, Assistant Quarterbacks
Deron Mayo, Assistant Strength and Conditioning
Jerod Mayo, Inside Linebackers
Josh McDaniels, Offensive Coordinator/Quarterbacks
Mike Pellegrino, Cornerbacks
Cole Popovich, Assistant Running Backs
Dante Scarnecchia, Offensive Line
Brian Belichick, Coaching Assistant
Carmen Bricillo, Coaching Assistant
Bob Fraser, Coaching Assistant

Player Personnel

Nick Caserio, Director of Player Personnel
Mike Aronian, Software Engineer
Alex Brooks, Scouting Assistant
Steve Cargile, Pro Scout
D.J. Debeck, Area Scout
Matt Groh, National Scout
Tim Heffelfinger, Area Scout
Jordon Hein, Scouting Assistant
Jonathan Howard, Area Scout
Tucker Ingraham, Area Scout
Matt Lindsay, Data Analyst
Ronnie McGill, Pro Scout
Nancy Meier, Director of Scouting Administration
Richard Miller, Research Director
Marshall Olum, Pro Scout
Monti Ossenfort, Director of College Scouting
Taylor Redd, Scouting Assistant
Brian Smith, College Scouting Coordinator
Camren Williams, Area Scout
Brandon Yeargan, National Scout
Dave Ziegler, Director of Pro Scouting

Football Operations

Berj Najarian, Director of Football/Head Coach Administration
Ernie Adams, Football Research Director
Richie Armand, Assistant, Player Operations & Engagement
Bobby Brown, Coordinator, Football Operations & Team Travel
Dan Famosi, IT Specialist
Ted Harper, Team Sports Dietitian
Chris Mattes, Coordinator, Player Operations & Engagement

Equipment

Brenden Murphy, Equipment Manager
Cory Goldstein, Equipment Assistant
Michael Redman, Equipment Assistant
Scott Weeden, Equipment Assistant

Athletic Trainers

Jim Whalen, Head Athletic Trainer
Michael Akinbola, Assistant Athletic Trainer/Physical Therapist
Johann Bilborough, Director of Performance & Rehabilitation
Chris Dolan, Physical Therapist
Daryl Nelson, Assistant Athletic Trainer

Medical

Mark Price, M.D., Medical Director
Peter Asnis, M.D., Team Physician
Bertram Zarins, M.D., Team Physician Emeritus
Paul Cusick, M.D., Physician, Mass General
Britt Nicholson, M.D., Physician, Mass General
Li Tso, M.D., Physician, Mass General
Michael A. Miller, D.C., CCSP, Team Chiropractor
Scott Martin, Team Physician

Video

Jimmy Dee, Video Director
Teddy Cloper, Video Assistant
Fernando Neto, Assistant Video Director
Jared Rita, Video Assistant

Administration

Jane Lydon, Executive Assistant to the Chairman and CEO
Tracy Fiore, Executive Assistant to the President
Robyn Glaser, Vice President, The Kraft Group and Club Counsel, the New England Patriots/ Chief NFL Compliance Officer
Kim Healey, Executive Assistant
Al Labelle, Chief of Staff to the Chairman and CEO
Margaret Humphrey-Keefe, Executive Assistant to the President of the New England Patriots Foundation

Broadcast Production

Matt Smith, Senior Executive Producer

Corporate and Community Affairs

Josh Kraft, President of the New England Patriots Foundation
Andre Tippett, Executive Director of Community Affairs
Donna Spigarolo, Director of Community Relations

Gillette Stadium Operations

Jim Nolan, Chief Operating Officer
Jason Stone, Vice President of Stadium & Site Operations

Finance

Jim Wilson, Vice President of Finance

Food and Beverage

David Wheeler, Vice President of Food and Beverage

Human Resources

Robin Boudreau, Vice President of Human Resources

Information Technology

Michael Israel, Vice President of Information Technology

Legal

Jim Cobery, General Counsel, The Kraft Group

Media Relations

Stacey James, Vice President of Media & Community Relations
Aaron Salkin, Director of Media Relations
Michael Jurovaty, Assistant Director of Media Relations
Anne Noland, Communications Strategist
Mark Robbins, Media Relations Coordinator

Social Media

Cecily Faenza, Digital Content Manager
Lauren Spencer, Social Media Coordinator

Patriots Cheerleaders

Tracy Sormanti, Cheerleader Director

Patriots Football Weekly and Patriots.com

Fred Kirsch, Publisher and Vice President of Content

Retail Operations

James Scollins, Senior Director of Retail Operations

Sales and Marketing

Jennifer Ferron, Chief Marketing Officer
Murray Kohl, Vice President of Corporate Sponsorship Sales
David Pearlstein, Vice President of Corporate Relationships
Ali Towle, Senior Director of Brand and Fan Experience

TeamOps

Bill Christiansen, Vice President of Security

The Patriots Hall of Fame presented by Raytheon

Bryan Morry, Executive Director

Ticket Operations

Sarah Bravo, Director of Box Office
Bryan Flaherty, Director of Patriots Ticketing

THE PATRIOTS AND THE COMMUNITY

A WINNING TEAM

Twenty-five years ago, when the Kraft family purchased the New England Patriots, one of their first orders of business was to establish the New England Patriots Foundation and to give back to the communities they call home. Since its inception, the Patriots Foundation, a 501(c)(3) non-profit entity, has supported thousands of charitable and philanthropic agencies throughout New England.

The foundation's primary goal is to support programs that aid the youth and families of New England while underscoring the Kraft family's deep commitment to philanthropic activities in the community. The foundation has assisted programs that foster cultural diversity, education, family and health. The foundation has also taken a special interest in youth programs that encourage education, creativity and development of character.



Patriots Chairman and CEO Robert Kraft recognized Vietnam War veterans and Gold Star families during a special ceremony at Gillette Stadium.

Throughout the year, current and former Patriots players, members of the Patriots Women's Association, Patriots cheerleaders and Pat Patriot can be found volunteering all across New England. Through their Celebrate Volunteerism initiative, the foundation is committed to celebrating community volunteers, promoting the importance of volunteering and encouraging Patriots fans to give back to their communities. To learn more about the foundation's programs, please visit www.patriots.com/community.

THE NEW ENGLAND PATRIOTS FOUNDATION



CONTACT INFORMATION

To learn more about foundation-related events and programs, please visit www.patriots.com/community. If you have any questions, please contact us at 508-543-8200 or charitablevents@patriots.com.

NEW ENGLAND PATRIOTS FOUNDATION FUNDRAISING EFFORTS

Patriots Premiere and Ron Burton Community Service Award

The New England Patriots Premiere event is held on the field at Gillette Stadium to ring in the new season and raise funds for the Patriots Foundation. Patriots players and coaches come together to mingle with fans on the big night, which includes dinner, live and silent auctions and the presentation of the Ron Burton Community Service Award. The Burton Award honors the Patriots player who most embodies the qualities of Burton, the first player drafted by the team who was known for his commitment to the community and helping others. Previous winners include Joe Andruzzi (2003), Troy Brown (2004), Matt Light (2005), Jarvis Green (2006), Ty Warren (2007), Larry Izzo (2008), Kevin Faulk (2009), Vince Wilfork (2010), Jerod Mayo (2011), Zoltan Mesko (2012), Matthew Slater (2013), Devin McCourty (2014), Nate Solder (2015), Rob Gronkowski (2016), Jordan Richards (2017) and Joe Cardona (2018).



Robert Kraft and the Burton family present the Patriots 2018 Ron Burton Community Service Award to Joe Cardona.

Patriots Fantasy Camp

Each year, the Kraft family and the Patriots Foundation provide fans with exclusive access to their favorite team during a unique charitable event. Participants experience a day in the life of a Patriot as they go toe-to-toe with the entire roster on the field of Gillette Stadium. They also receive instructions from the Patriots coaching staff, exclusive behind the scenes tours of the locker room, weight room and more. All proceeds from this charitable event benefit the foundation.



Tom Brady breaks down a huddle during the 2019 Patriots Fantasy Camp.

Patriots License Plates

The Patriots are pleased to offer specialty license plates in Massachusetts and Rhode Island to benefit the Patriots Foundation. Fans in New Hampshire have the opportunity to purchase a Patriots decal sticker for their license plates. Proceeds raised from the license plate program are funneled directly back to the states in which the plates are issued. Fans can order their Patriots license plates and decal stickers by visiting www.patriots.com/community.



EXTRA
POINTS

Super Bowl Ring Raffle

The Kraft family and the New England Patriots Foundation are giving one lucky fan an opportunity to win an authentic, personalized Super Bowl LIII championship ring. Once the winner is selected, the ring will be personalized with their last name. Raffle tickets are \$10 each and all proceeds will support the New England Patriots Foundation.

Visit www.patriots.com/ringraffle to learn more.



SUPER BOWL LIII RING RAFFLE

WIN AN AUTHENTIC SUPER BOWL LIII CHAMPIONSHIP RING CUSTOMIZED JUST FOR YOU!

TICKETS:
\$10 FOR 1 ENTRY \$25 FOR 5 ENTRIES \$100 FOR 50 ENTRIES \$500 FOR 500 ENTRIES

ALL PROCEEDS TO BENEFIT THE NEW ENGLAND PATRIOTS FOUNDATION



Patriots Boston Marathon Team

For the past 12 years, the Patriots have fielded a team to run the historic Boston Marathon to raise funds for the Patriots Foundation. Since its inception, the marathon team has raised more than \$2.5 million for the Myra Kraft Community MVP Awards and the Celebrate Volunteerism initiative. Visit www.patriots.com/community to learn more.

Gillette Stadium Marathon

On Sept. 13, the Kraft family and New England Patriots Foundation will host the second annual Gillette Stadium Marathon. Runners have an opportunity to run either a full or half marathon on the warning track surrounding the Gillette Stadium turf. All proceeds raised from this event will support the New England Patriots Foundation and their efforts to combat homelessness. Visit www.patriots.com/community to learn more.



Patriots Platelet Pedalers

The Patriots Platelet Pedalers ride in the Pan Massachusetts Challenge, a weekend-long charity bicycle ride to benefit Dana-Farber Cancer Institute. Started in 1980, the Pan-Mass Challenge is the largest charity bicycling event in the country, raising more than \$650 million for cancer research and treatment. For the past 11 years, the Patriots Platelet Pedalers have pedaled together to fund raise for Dana-Farber, with the money earmarked for Dr. Ken Anderson, the Kraft Family Professor of Medicine at Harvard Medical School and Dana-Farber Cancer Institute, to support his multiple myeloma research and development of novel therapies. Since 2008, the Patriots Platelet Pedalers have raised more than \$9.5 million.



EXTRA
POINTS

FOUNDATION EVENTS AND PROGRAMS



Each November, the Kraft family is joined by more than a dozen current and former Patriots players to deliver holiday baskets filled with Thanksgiving meals to families in need.

New England Patriots Foundation Children's Holiday Party

The annual Children's Holiday Party is one of the Kraft family's and the foundation's long-standing charitable traditions. Each year, more than 250 children in need from the Salvation Army and community centers throughout the region enjoy a night of food, fun and holiday memories at Gillette Stadium. Patriots players, cheerleaders and Pat Patriot join the children to play holiday-themed games, sign autographs and provide the children with holiday gifts. The annual highlight of the event is a game called "Build-A-Tree," a game in which the children, working in teams, race to decorate Patriots players in bows, ornaments, tinsel and more. Since this event was established, more than 5,000 children have enjoyed this holiday celebration.



Patriots players Dont'a Hightower and Devin McCourty bring smiles to children at the annual Gifts from the Gridiron event at Bass Pro Shops at Patriot Place.

Thanksgiving-in-a-Basket

More than 25 years ago, one of the first community events hosted by the New England Patriots Foundation was their Thanksgiving basket giveaway. Each year, on the Tuesday before Thanksgiving, the Kraft family is joined by current and former Patriots players at Morgan Memorial Goodwill Industries in Boston to ensure that families enjoy a complete Thanksgiving meal. All of the recipients are families who participate in Goodwill's job training programs and are overcoming barriers to self-sufficiency. Over the past 25 years, the Kraft family and the New England Patriots Foundation have presented more than 5,000 complete Thanksgiving meals to families in need.



Patriots players, cheerleaders and Pat Patriot participate in a variety of holiday-themed games during the annual Children's Holiday Party.

Gifts from the Gridiron

The foundation partners with Devin McCourty, Bass Pro Shops at Patriot Place and the New England Patriots Alumni Club to host an annual holiday shopping spree for children from local homeless shelters. During this holiday event, youth are provided \$400 gift cards to purchase winter jackets, hats, gloves, toys and gifts for loved ones. Each child pairs up with a current or former Patriots player, cheerleader or member of the Patriots Women's Association who help the children to select and wrap their gifts. The evening also includes dinner, photos with Santa, crafts, music, games and more.



Salute to Service

The Kraft family and the Patriots have always had a deep appreciation for the military. Through the Salute to Service campaign, the Patriots organization is dedicated to recognizing and thanking those who have served and those who continue to serve our country. At each home game, five active duty military members lead the Patriots out onto the field and receive a standing salute from their VIP seating in the Row of Honor. Current and former Patriots players have also hosted football clinics at military bases, visited veterans hospitals, taken part in deployment ceremonies, helped build homes for wounded veterans and much more.



Robert Kraft and the New England Patriots Foundation invite more than 50 active duty military members to attend Patriots training camp as their special guests.



Education and Literacy

The Kraft family and the New England Patriots Foundation are dedicated to promoting the importance of education to youth across the region. Throughout the year, current and former Patriots players visit community centers and schools all around New England to speak to students about the importance of reading. Every March, current and former players celebrate Dr. Seuss' birthday and Read Across America week by visiting schools and reading to students.

The foundation also hosts an annual summer reading blitz called Read Between the Lines. In partnership with JetBlue and the Patriots Hall of Fame presented by Raytheon, students are encouraged to read for at least 1,000 minutes during their summer break.

Patriots players, including defensive back Duron Harmon, visit schools across New England to read to children and to promote the importance of education.

Youth Football

The Kraft family and the New England Patriots Foundation are committed to providing opportunities for youth to play the game of football. Each year, the foundation teams with the New England Patriots Alumni Club to host more than 25 Football for YOU clinics all across New England. These free, one-day clinics



David Andrews leads an offensive line skill station during a Football for You clinic at Joint Base Cape Cod.

are led by Patriots alumni who teach the fundamentals of football to youth ages 9 to 14. The foundation has also donated millions of dollars to help local youth programs purchase equipment and renovate their fields. The Patriots celebrate youth football during the preseason, honor outstanding coaches with their High School Coach of the Week program and Gillette Stadium hosts the Massachusetts high school football state championships. The foundation is also actively involved in flag football leagues across the region and plays host to the Special Olympics Flag Football and Cheerleading Championships at Gillette Stadium. Through these programs, the Kraft family and the Patriots Foundation continue to advocate for the health and safety of the game while also providing opportunities for youth to participate.



Myra Kraft Community MVP Awards

The Myra Kraft Community MVP Awards honor individuals who exemplify leadership, dedication and a commitment to improving their communities through volunteerism. Through this program, nonprofit organizations across New England have the opportunity to recognize their hardworking volunteers for the invaluable time and support they provide to their communities. Since 1998, this program has celebrated more than 300 volunteers and provided more than \$3 million in grants to local charities. The 2018 Myra Kraft Community MVP Award winners ranged in age from 13 to 92 and represented every state in New England. The honorees supported a variety of causes including education, healthcare, homelessness prevention, mentoring, military, violence prevention and more.



Robert Kraft, Josh Kraft and Andre Tippett congratulated the Myra Kraft Community MVP winners during a special awards ceremony at Gillette Stadium.

EXTRA
POINTS

Hospital Visits

Throughout the year, current and former Patriots players, coaches, cheerleaders and Pat Patriot make dozens of trips to New England area hospitals. During these visits, the special guests participate in games, crafts and other activities that bring smiles to patients and their families. As part of an annual tradition, the Patriots rookies make a group visit to Boston Children's Hospital and offer their support to children.



Patriots running back James White smiles for a photo with a young patient at Boston Children's Hospital.



Matthew Slater, Duron Harmon and Patriots cheerleaders lead a discussion about good character during a Character Playbook event in New Hampshire.

Character Playbook

For the past three years, the Patriots have worked with EverFi and the United Way to teach middle school students how to cultivate and maintain healthy relationships through a digital platform called Character Playbook. Patriots players and cheerleaders visit schools and participate in virtual discussions about character development, resolving conflict and making good decisions. This nationwide program has positively impacted more than 400,000 students nationwide.

Kraft Family Blood Donor Center

The Kraft family and the New England Patriots Foundation have a longstanding commitment to supporting healthcare initiatives across the region. Through their efforts, they created The Kraft Family Blood Donor Center at Dana-Farber Cancer Institute and Brigham and Women's Hospital to collect blood and platelet donations. Current and former Patriots players, cheerleaders and Pat Patriot often visit the center to thank donors and offer their support to patients. Throughout the year, The Kraft Family Blood Donor Center's Blood Mobile travels across the region to collect donations. It can often be spotted at Patriot Place and at Patriots Training Camp where donors have an opportunity to meet current and former players while helping to make a life-saving donation.



Current and former Patriots players, including Joe Andruzzi, often visit the Kraft Family Blood Donor Center to thank donors and offer their support to patients.

Celebrate Volunteerism

Celebrate Volunteerism is an initiative that aims to highlight volunteerism by teaming with nonprofits, educating people about the need for volunteering, increasing awareness for volunteer opportunities, honoring deserving volunteers and encouraging others to get involved in their local communities. Each week throughout the season, the Kraft family and New England Patriots Foundation recognize an individual that has gone above and beyond to give back to their community with the Patriots Difference Maker of the Week award. All of the honorees are then invited to the Patriots final regular season home game to take part in a special ceremony.



Robert Kraft and Andre Tippett celebrated the 2018 Patriots Difference Makers of the Week during a special halftime ceremony on Dec. 30, 2018.



Play 60

The Patriots encourage fans of all ages to be active for at least 60 minutes a day as part of the NFL's Play 60 initiative. The Patriots have teamed with the New England Dairy Council and their Fuel Up to Play 60 program which aims to tackle childhood obesity by implementing healthy habit programming in schools, after-school programs, community centers and by providing in-home resources to Patriots fans around the globe. Current and former Patriots players, cheerleaders and mascot, Pat Patriot, continue to support the initiative and can often be found delivering the Play 60 message to youth across New England.



Patriots players, including Derek Rivers, visit schools and community centers throughout the year to lead exercise and fitness stations and to promote the importance of living a healthy lifestyle.

Crucial Catch: Intercept Cancer

The Kraft family and the New England Patriots Foundation have a longstanding commitment to supporting healthcare initiatives across the globe. Over the years, the Kraft family and the Patriots Foundation have made donations in support of cancer research in underserved communities, spread awareness of early detection each year at an October home game, hosted a day of pampering for cancer survivors and visited hospitals to show their support for patients and their families. Throughout the year, the Kraft family and the Patriots Foundation embrace the "Crucial Catch: Intercept Cancer" campaign to help educate fans about a wide variety of cancers. In the years to come, the foundation will continue to help promote the importance of early detection and research and offer their support to families battling cancer.



Patriots players smiled for a photo with cancer survivors at the annual Patriots Day of Pampering.

EXTRA
POINTS



Robert Kraft and members of the Patriots Women's Association prepared and served meals to women experiencing homelessness at The Women's Lunch Place in Boston.

Tom Brady sat down with some of his biggest fans during a Make-A-Wish visit to Gillette Stadium. These wishes are made possible by Make-A-Wish board member and President of the Kraft Group International Dan Kraft.



Patriots players and cheerleaders donned a variety of Disney-themed costumes for a special Halloween party at Gillette Stadium for children battling cancer.

Last August, the Kraft family and New England Patriots Foundation hosted a Bed-Zone Bash at Gillette Stadium. In partnership with Bob's Discount Furniture, the foundation provided 200 brand new, Patriots-themed beds to children that were in foster care or experiencing homelessness.



EXTRA
POINTS



AN ACTIVE GAME PLAN HELPS YOU WIN ON THE FIELD AND OFF.

Staying ahead of changes on the field is how the New England Patriots win championships. Putnam's active approach to investing can help you reach your goals.

Talk to your advisor today.





YOU WON'T NEED
A BEARD UNTIL THE
PLAYOFFS.

Get your Patriots razor at
Gillette.com/Patriots