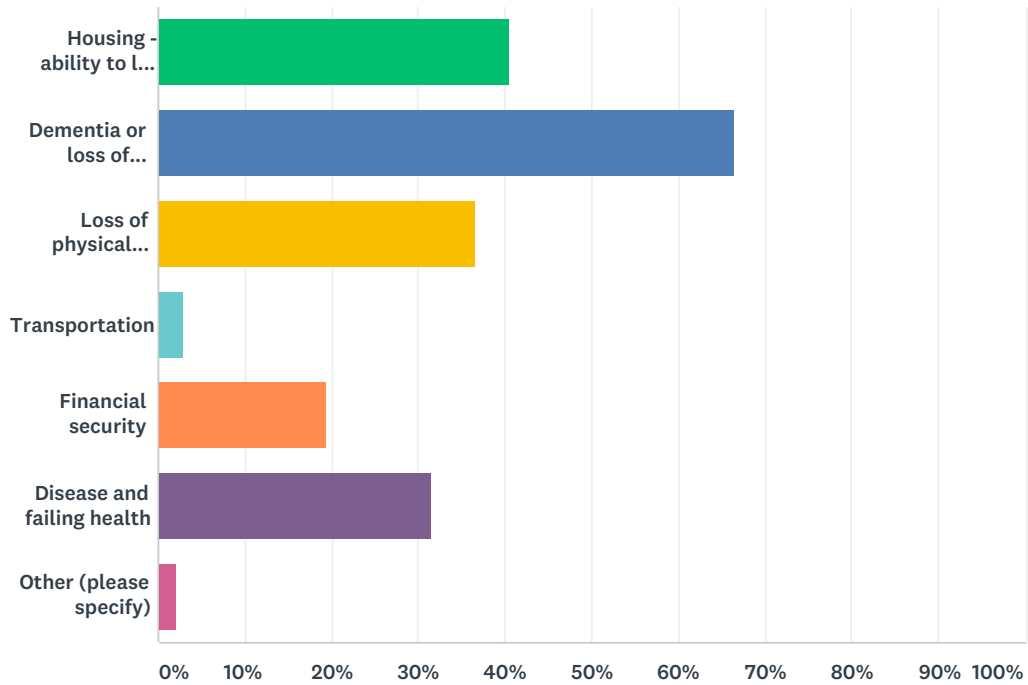


# Q1 What issues are you most concerned about when it comes to aging? Please select two:

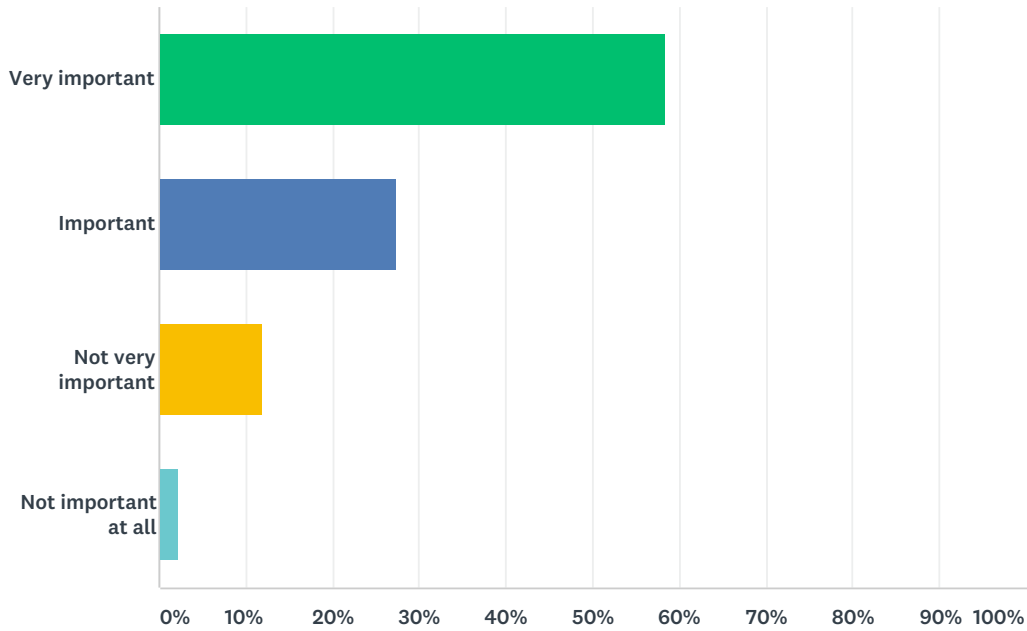
Answered: 1,081 Skipped: 0



ANSWER CHOICES	RESPONSES	
Housing - ability to live in place of choice	40.61%	439
Dementia or loss of cognitive abilities	66.60%	720
Loss of physical abilities	36.63%	396
Transportation	2.96%	32
Financial security	19.52%	211
Disease and failing health	31.54%	341
Other (please specify)	2.13%	23
Total Respondents: 1,081		

## Q2 How important do you think dementia supports are as a priority for the Ontario election?

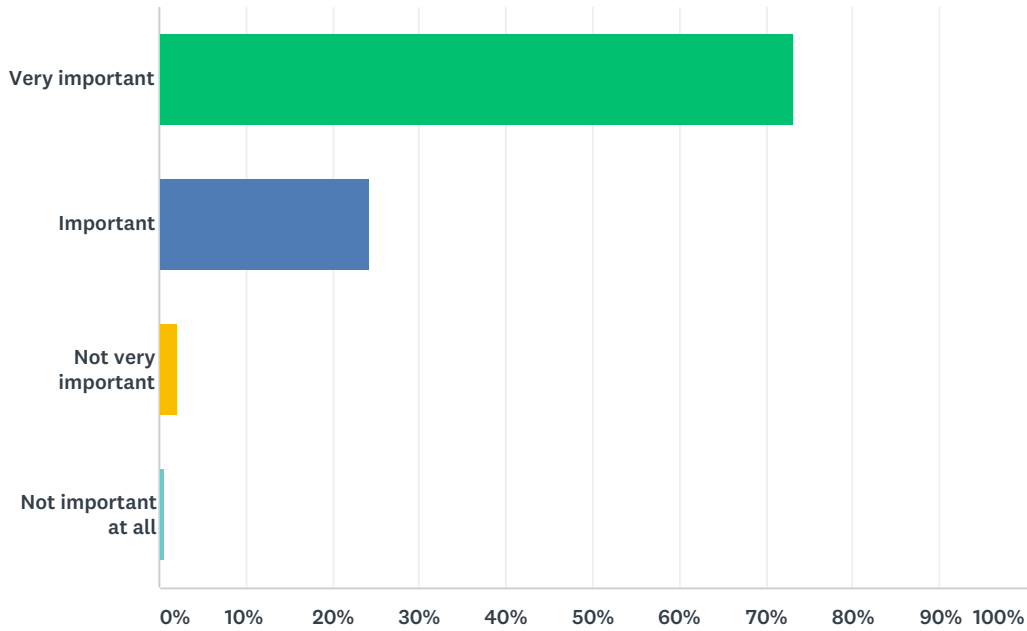
Answered: 1,081 Skipped: 0



ANSWER CHOICES	RESPONSES	
Very important	58.46%	632
Important	27.38%	296
Not very important	11.93%	129
Not important at all	2.22%	24
TOTAL		1,081

### Q3 How important do you believe it is for the Ontario government to invest in a dementia strategy?

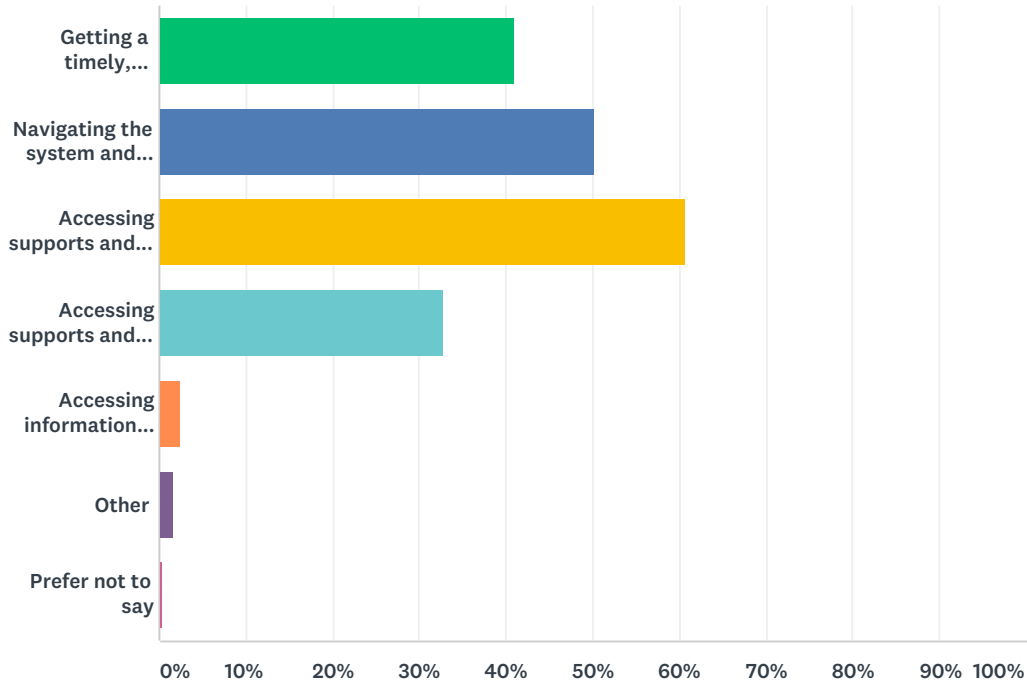
Answered: 1,081 Skipped: 0



ANSWER CHOICES	RESPONSES	
Very important	73.17%	791
Important	24.24%	262
Not very important	2.04%	22
Not important at all	0.56%	6
<b>TOTAL</b>		<b>1,081</b>

Q4 Thinking about the health-care system and community services, which of the following issues do you think are most challenging for people impacted by dementia? Please select two:

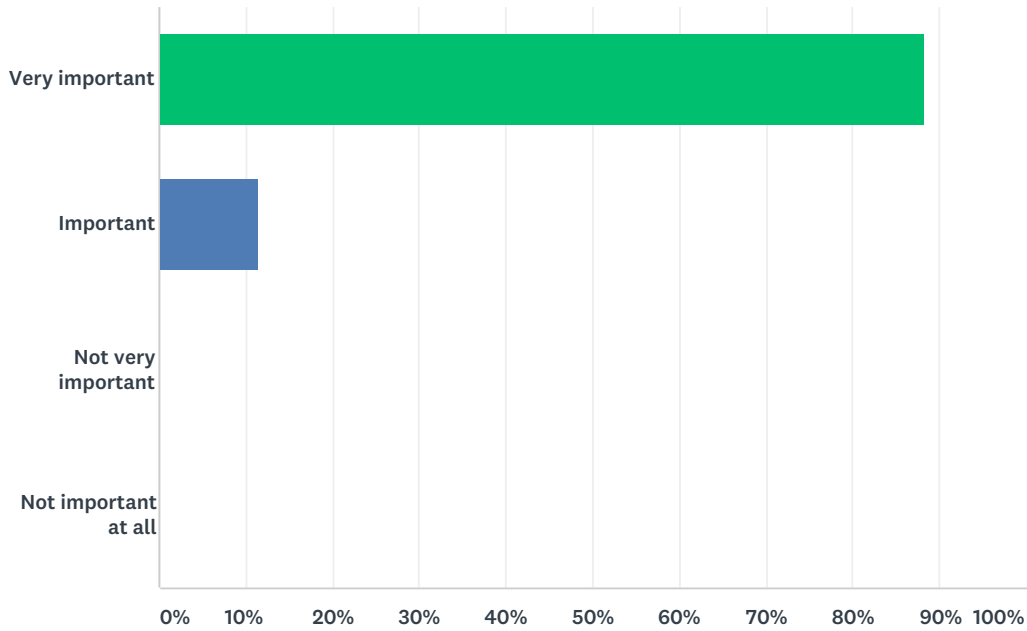
Answered: 1,081 Skipped: 0



ANSWER CHOICES	RESPONSES	
Getting a timely, accurate diagnosis	41.07%	444
Navigating the system and knowing what support is available	50.14%	542
Accessing supports and services for individuals with dementia	60.59%	655
Accessing supports and services for caregivers	32.84%	355
Accessing information about dementia	2.59%	28
Other	1.76%	19
Prefer not to say	0.37%	4
Total Respondents: 1,081		

### Q5 How important do you think it for people impacted by dementia to have help connecting to information, care and services?

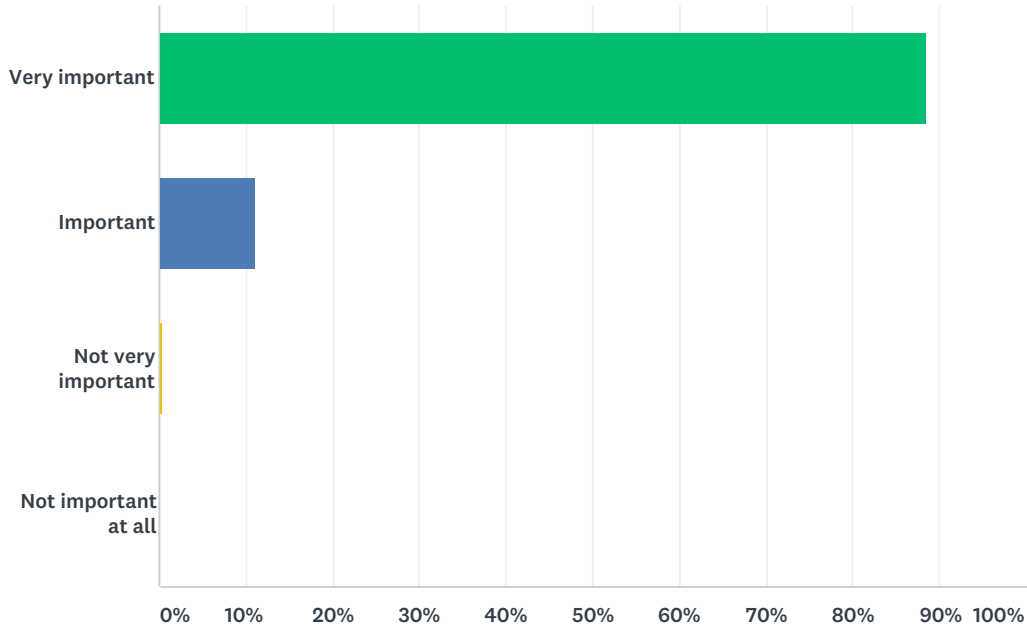
Answered: 1,081 Skipped: 0



ANSWER CHOICES	RESPONSES	
Very important	88.25%	954
Important	11.47%	124
Not very important	0.28%	3
Not important at all	0.00%	0
<b>TOTAL</b>		<b>1,081</b>

### Q6 How important do you think it is it for families impacted by dementia to have access to adult day programs, in-home care and other supports that provide respite to caregivers?

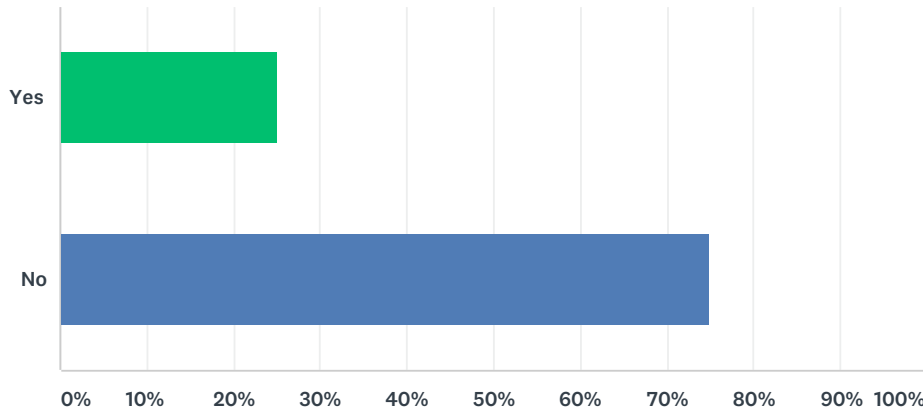
Answered: 1,081 Skipped: 0



ANSWER CHOICES	RESPONSES	
Very important	88.53%	957
Important	11.01%	119
Not very important	0.37%	4
Not important at all	0.09%	1
TOTAL		1,081

### Q7 Have you been diagnosed with Alzheimer’s disease or another form of dementia, or are you caring for a family member/friend with dementia?

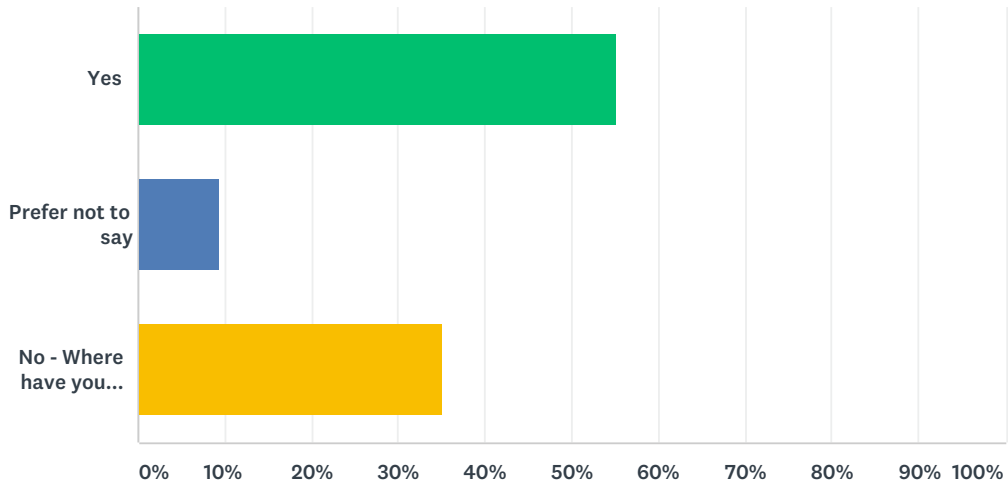
Answered: 1,081 Skipped: 0



ANSWER CHOICES	RESPONSES	
Yes	25.07%	271
No	74.93%	810
TOTAL		1,081

## Q8 Have you or your family members received any kind of support or information from the Alzheimer Society?

Answered: 264 Skipped: 817

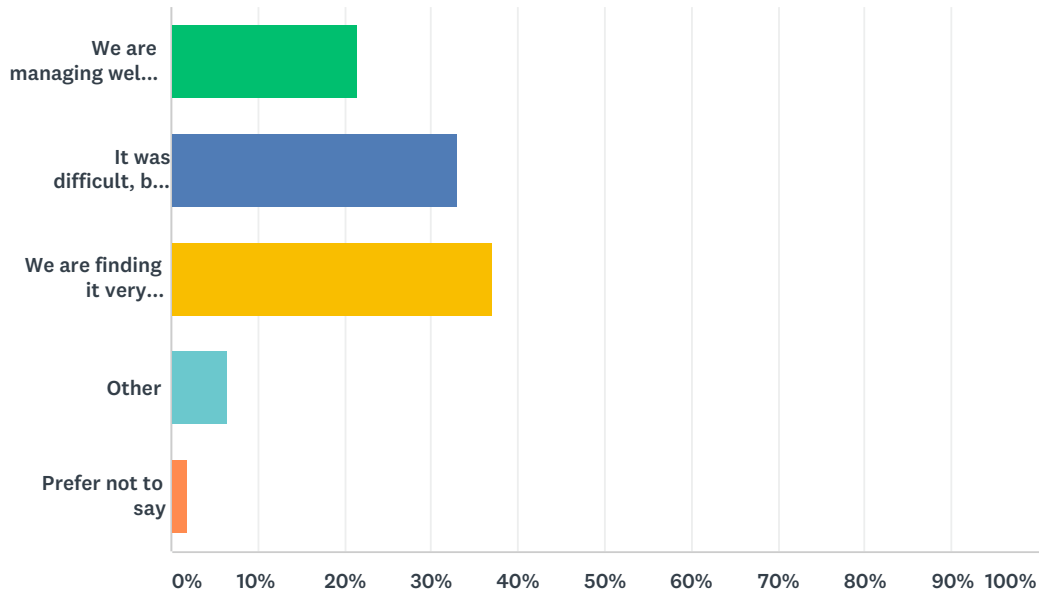


ANSWER CHOICES	RESPONSES	
Yes	55.30%	146
Prefer not to say	9.47%	25
No - Where have you received support, if any?	35.23%	93
<b>TOTAL</b>		<b>264</b>



Q9 Thinking about your experience with dementia, which of the following statements best describes the current situation for you and your family:

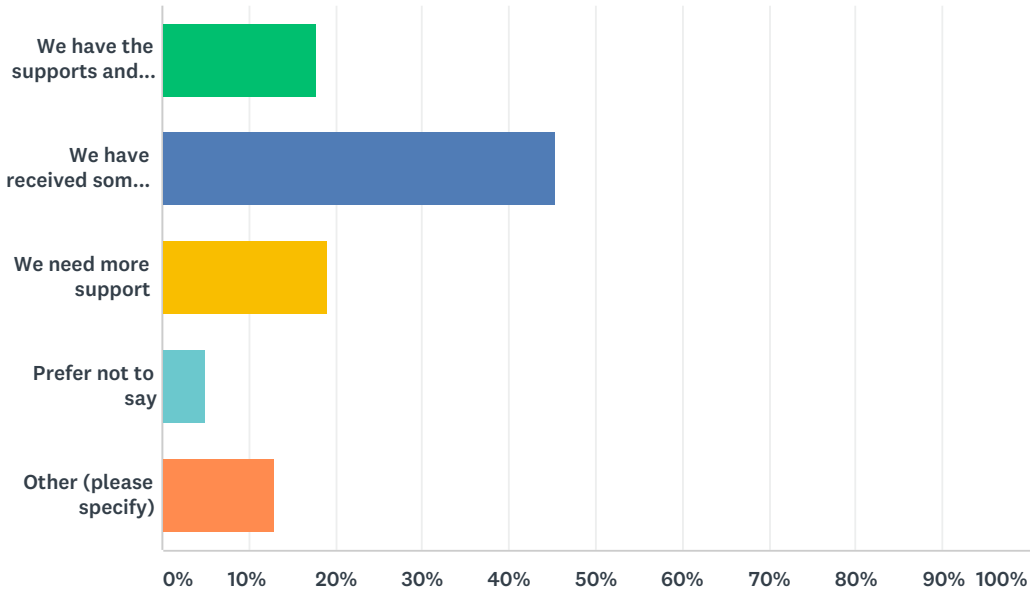
Answered: 264 Skipped: 817



ANSWER CHOICES	RESPONSES	
We are managing well and living life as best we can	21.59%	57
It was difficult, but we are managing	32.95%	87
We are finding it very difficult and are facing many challenges	37.12%	98
Other	6.44%	17
Prefer not to say	1.89%	5
<b>TOTAL</b>		<b>264</b>

Q10 Thinking about your experience with dementia, which of the following statements best describes the level of support that you and your family have received:

Answered: 264 Skipped: 817



ANSWER CHOICES	RESPONSES	
We have the supports and services we need	17.80%	47
We have received some support, but we need more	45.45%	120
We need more support	18.94%	50
Prefer not to say	4.92%	13
Other (please specify)	12.88%	34
<b>TOTAL</b>		<b>264</b>

**Q11 Are there any other thoughts on dementia which you would like to share with us?**

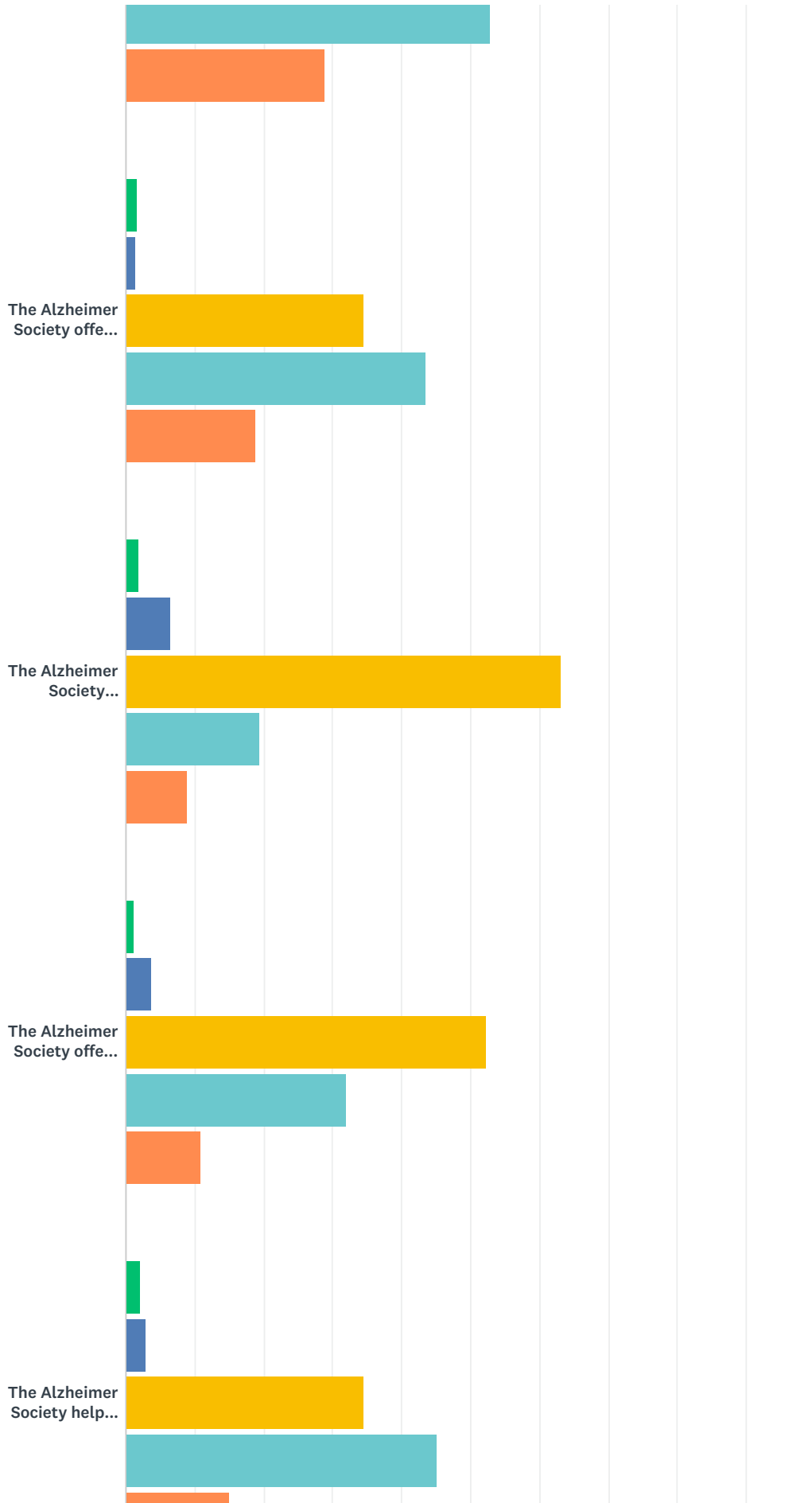
Answered: 353 Skipped: 728

# Q12 Based on your knowledge, what is the role of the Alzheimer Society and what do they do?

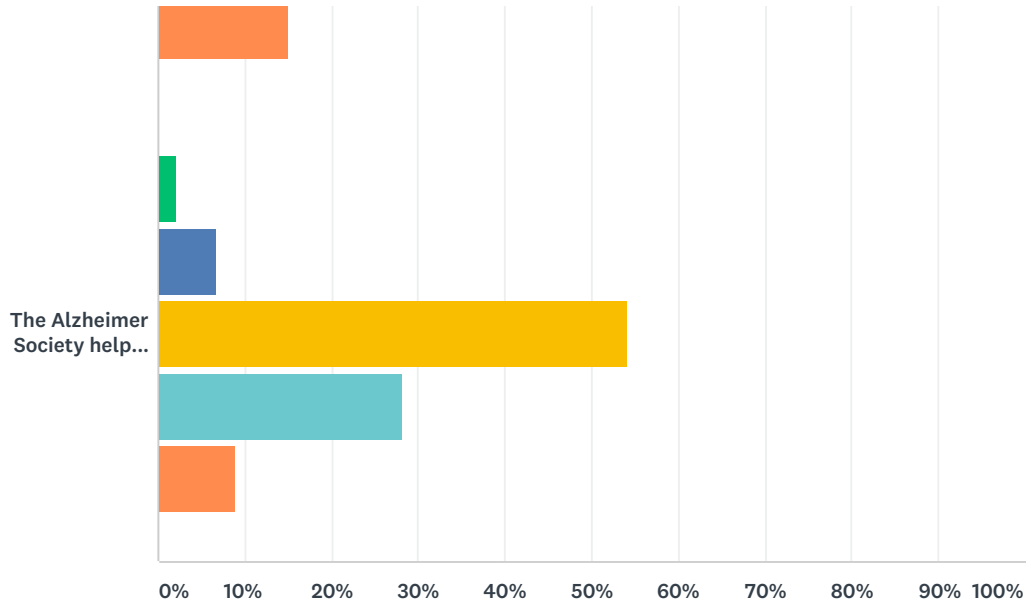
Answered: 1,000 Skipped: 81



# Ontario Election: Dementia



## Ontario Election: Dementia

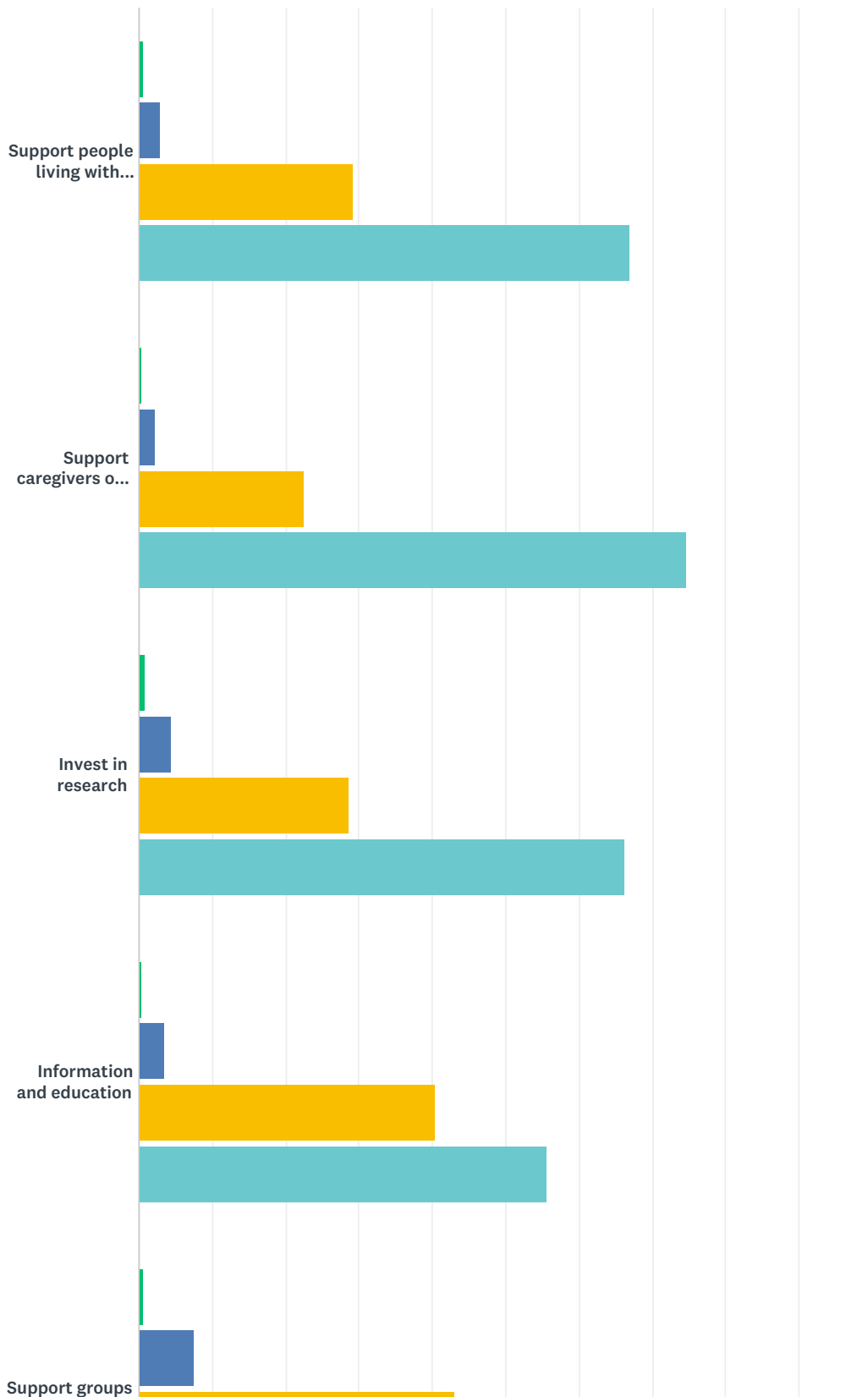


■ Strongly disagree   
 ■ Disagree   
 ■ Unsure   
 ■ Agree   
 ■ Strongly agree

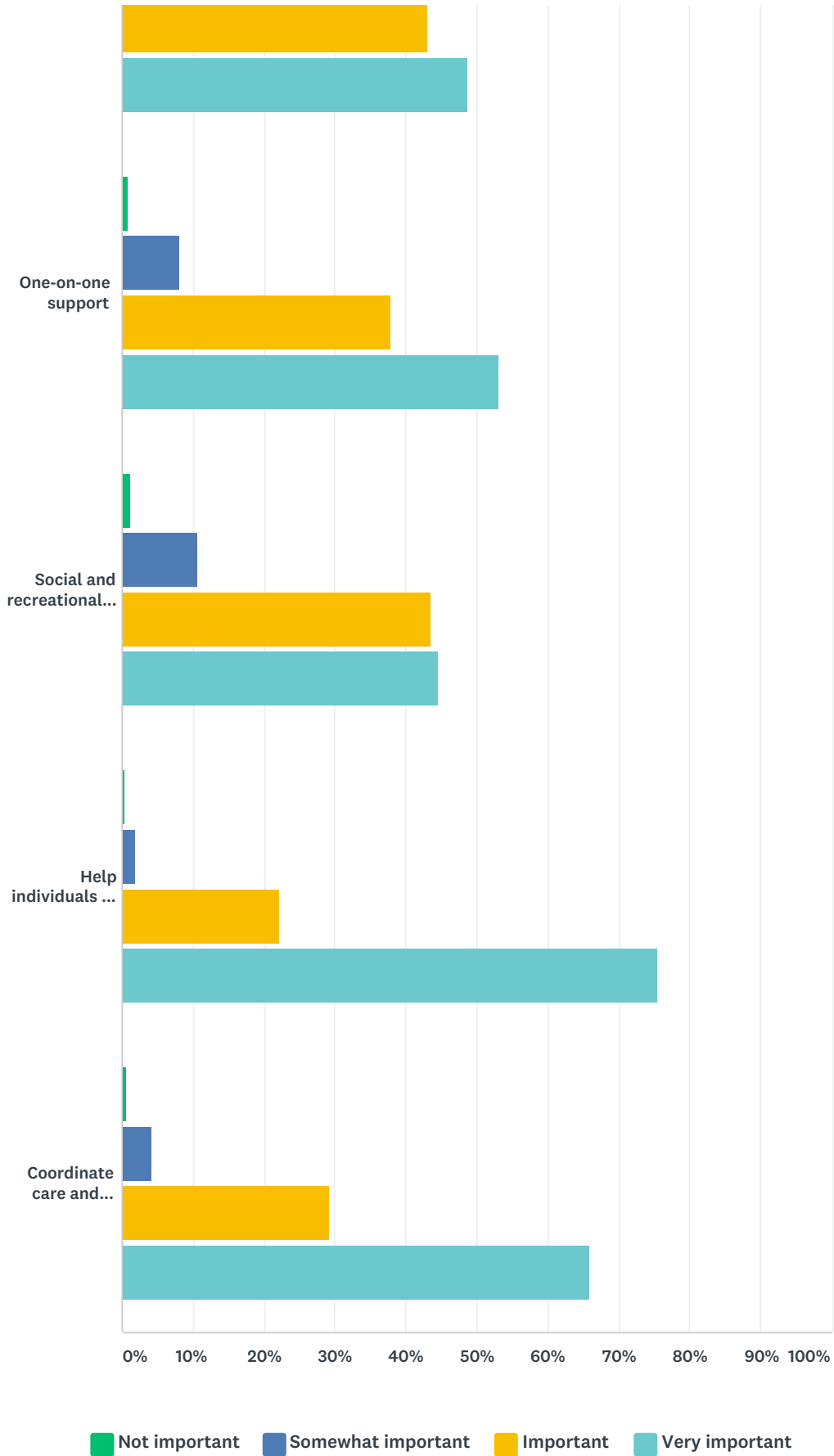
	STRONGLY DISAGREE	DISAGREE	UNSURE	AGREE	STRONGLY AGREE	TOTAL
The Alzheimer Society serves people living with dementia	2.50% 25	3.20% 32	28.80% 288	43.90% 439	21.60% 216	1,000
The Alzheimer Society serves caregivers	2.50% 25	3.60% 36	41.20% 412	37.90% 379	14.80% 148	1,000
The Alzheimer Society invests in research	1.80% 18	2.10% 21	37.30% 373	42.40% 424	16.40% 164	1,000
The Alzheimer Society provides information and education	2.00% 20	1.20% 12	15.10% 151	52.90% 529	28.80% 288	1,000
The Alzheimer Society offers support groups	1.60% 16	1.50% 15	34.60% 346	43.50% 435	18.80% 188	1,000
The Alzheimer Society provides one-on-one support	1.90% 19	6.50% 65	63.20% 632	19.40% 194	9.00% 90	1,000
The Alzheimer Society offers social and recreational programs	1.30% 13	3.70% 37	52.20% 522	32.00% 320	10.80% 108	1,000
The Alzheimer Society helps individuals and families to find and connect with the services and supports they need	2.10% 21	3.00% 30	34.60% 346	45.20% 452	15.10% 151	1,000
The Alzheimer Society helps to coordinate care and services for individuals and families	2.00% 20	6.70% 67	54.20% 542	28.20% 282	8.90% 89	1,000

# Q13 How important do you think each of the following activities are for people impacted by dementia?

Answered: 1,000 Skipped: 81



# Ontario Election: Dementia



■ Not important   
 ■ Somewhat important   
 ■ Important   
 ■ Very important

	NOT IMPORTANT	SOMEWHAT IMPORTANT	IMPORTANT	VERY IMPORTANT	TOTAL
--	---------------	--------------------	-----------	----------------	-------



## Ontario Election: Dementia

Support people living with dementia	0.70% 7	3.00% 30	29.30% 293	67.00% 670	1,000
Support caregivers of people living with dementia	0.40% 4	2.30% 23	22.60% 226	74.70% 747	1,000
Invest in research	0.80% 8	4.30% 43	28.60% 286	66.30% 663	1,000
Information and education	0.40% 4	3.60% 36	40.30% 403	55.70% 557	1,000
Support groups	0.60% 6	7.50% 75	43.20% 432	48.70% 487	1,000
One-on-one support	0.90% 9	8.10% 81	37.80% 378	53.20% 532	1,000
Social and recreational programs	1.20% 12	10.70% 107	43.60% 436	44.50% 445	1,000
Help individuals and families to find and connect with the services and supports they need	0.40% 4	1.90% 19	22.10% 221	75.60% 756	1,000
Coordinate care and services for individuals and families	0.70% 7	4.10% 41	29.20% 292	66.00% 660	1,000