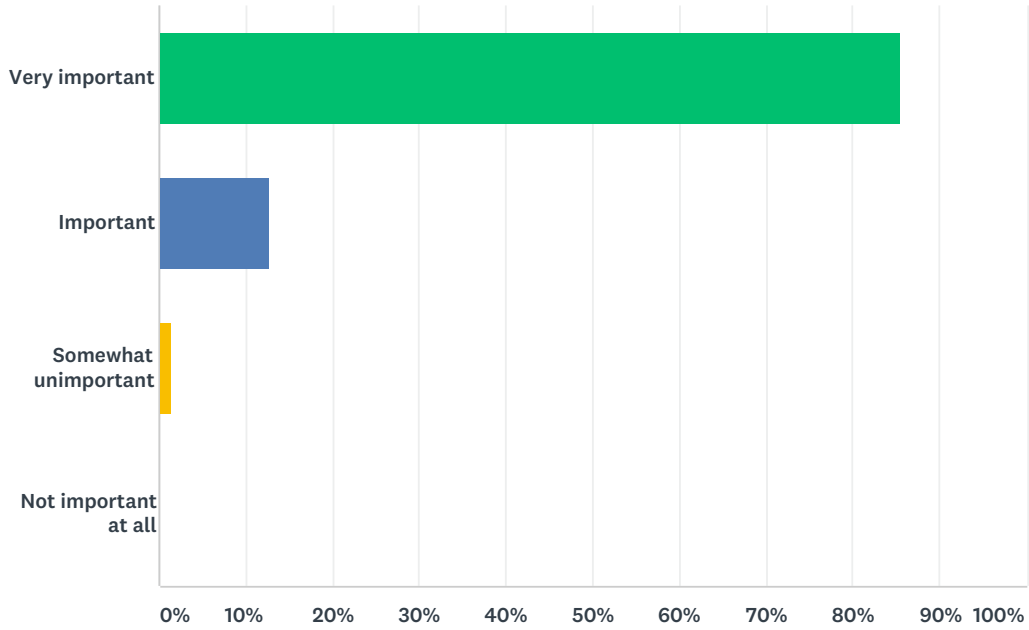


Q1 How important is home care availability?

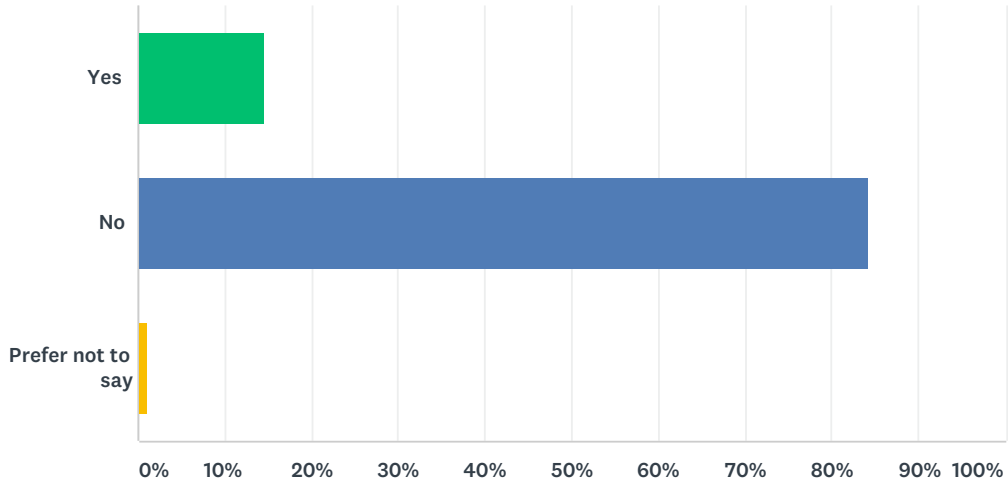
Answered: 906 Skipped: 0



ANSWER CHOICES	RESPONSES	
Very important	85.65%	776
Important	12.80%	116
Somewhat unimportant	1.43%	13
Not important at all	0.11%	1
TOTAL		906

Q2 Have you accessed personal home care services in the past year?

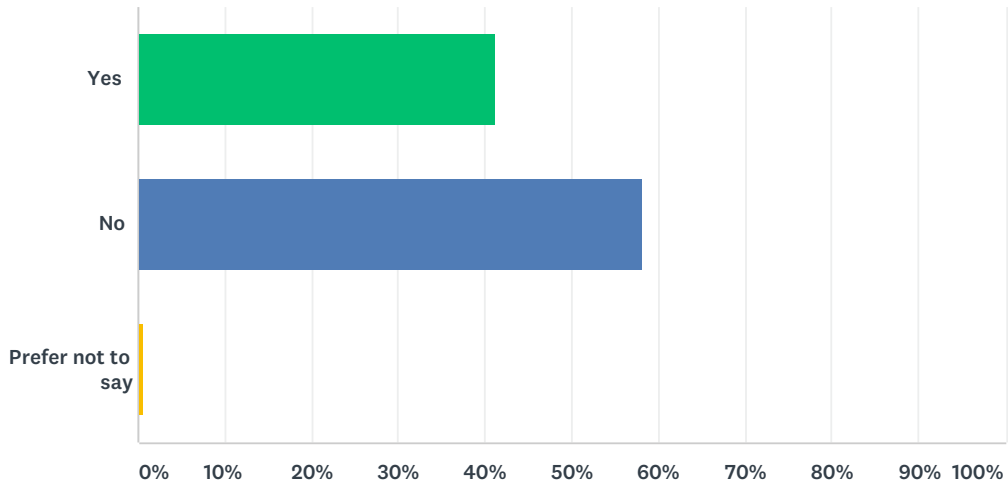
Answered: 906 Skipped: 0



ANSWER CHOICES	RESPONSES	
Yes	14.68%	133
No	84.33%	764
Prefer not to say	0.99%	9
TOTAL		906

Q3 Has someone close to you accessed personal home care services in the past year?

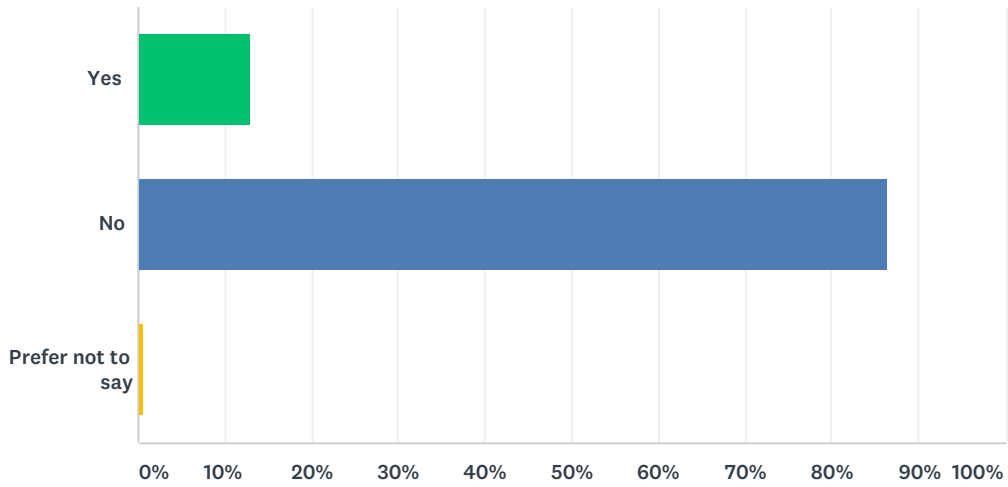
Answered: 906 Skipped: 0



ANSWER CHOICES	RESPONSES
Yes	41.17% 373
No	58.17% 527
Prefer not to say	0.66% 6
TOTAL	906

Q4 Have you accessed community support services such as meals on wheels, adult day programs, respite services or transportation services?

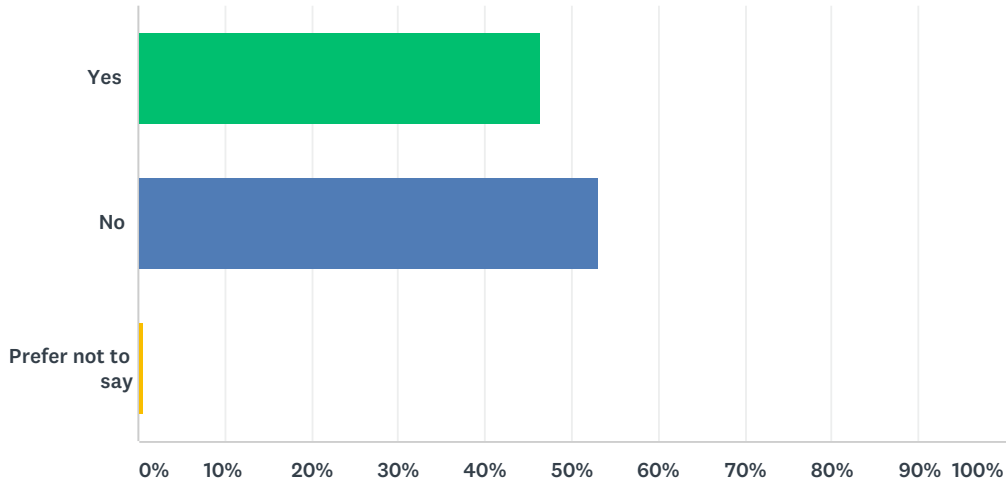
Answered: 906 Skipped: 0



ANSWER CHOICES	RESPONSES	
Yes	13.02%	118
No	86.31%	782
Prefer not to say	0.66%	6
TOTAL		906

Q5 Has someone close to you accessed community support services such as meals on wheels, adult day programs, respite services or transportation services?

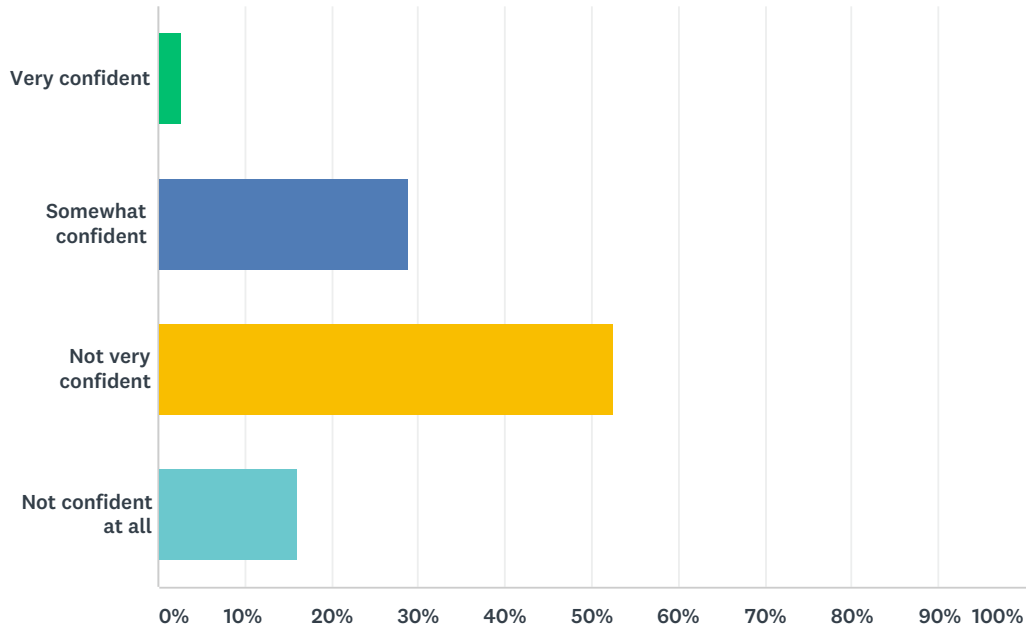
Answered: 906 Skipped: 0



ANSWER CHOICES	RESPONSES	
Yes	46.36%	420
No	53.09%	481
Prefer not to say	0.55%	5
TOTAL		906

Q6 In future, if you or a loved one needed to access home care and community support services in order to keep living at home, how confident are you that you would be able to receive adequate publicly funded services?

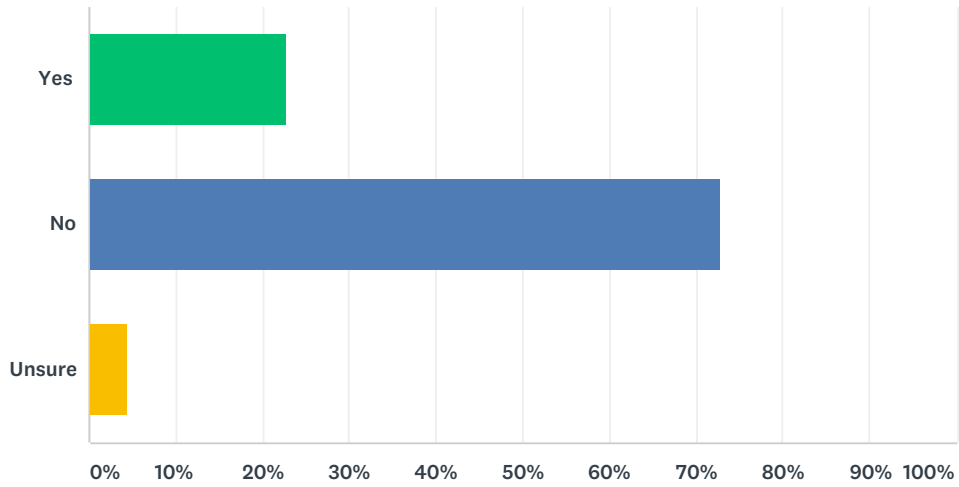
Answered: 906 Skipped: 0



ANSWER CHOICES	RESPONSES	
Very confident	2.76%	25
Somewhat confident	28.81%	261
Not very confident	52.43%	475
Not confident at all	16.00%	145
TOTAL		906

Q7 Have you or a family member purchased additional private home care services to top up publicly funded home care?

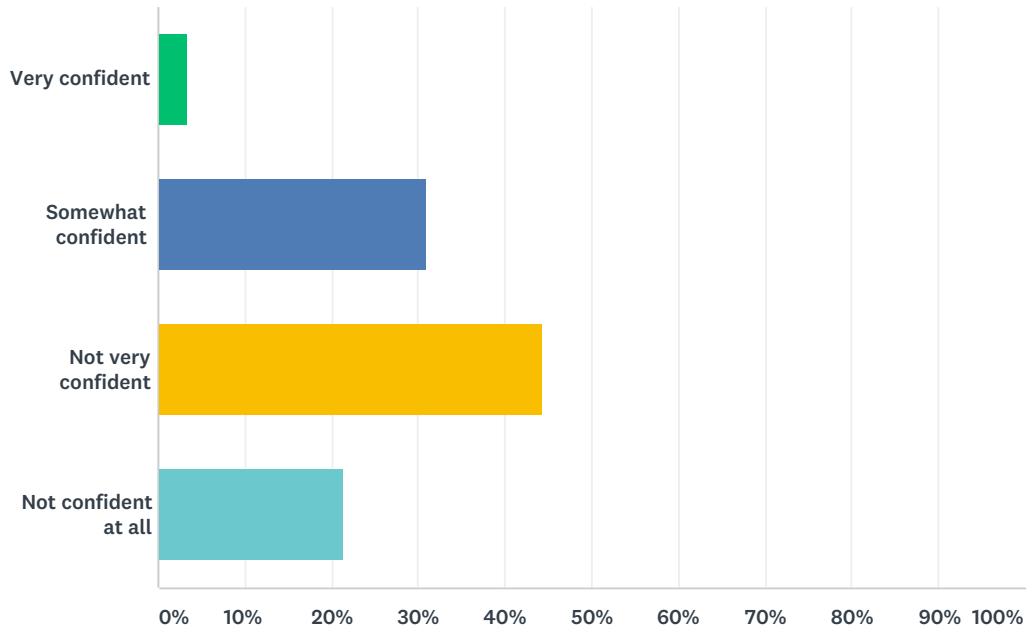
Answered: 906 Skipped: 0



ANSWER CHOICES	RESPONSES	
Yes	22.85%	207
No	72.74%	659
Unsure	4.42%	40
TOTAL		906

Q8 If you had to pay out-of-pocket for additional home or community care services, how confident are you that you could afford the costs?

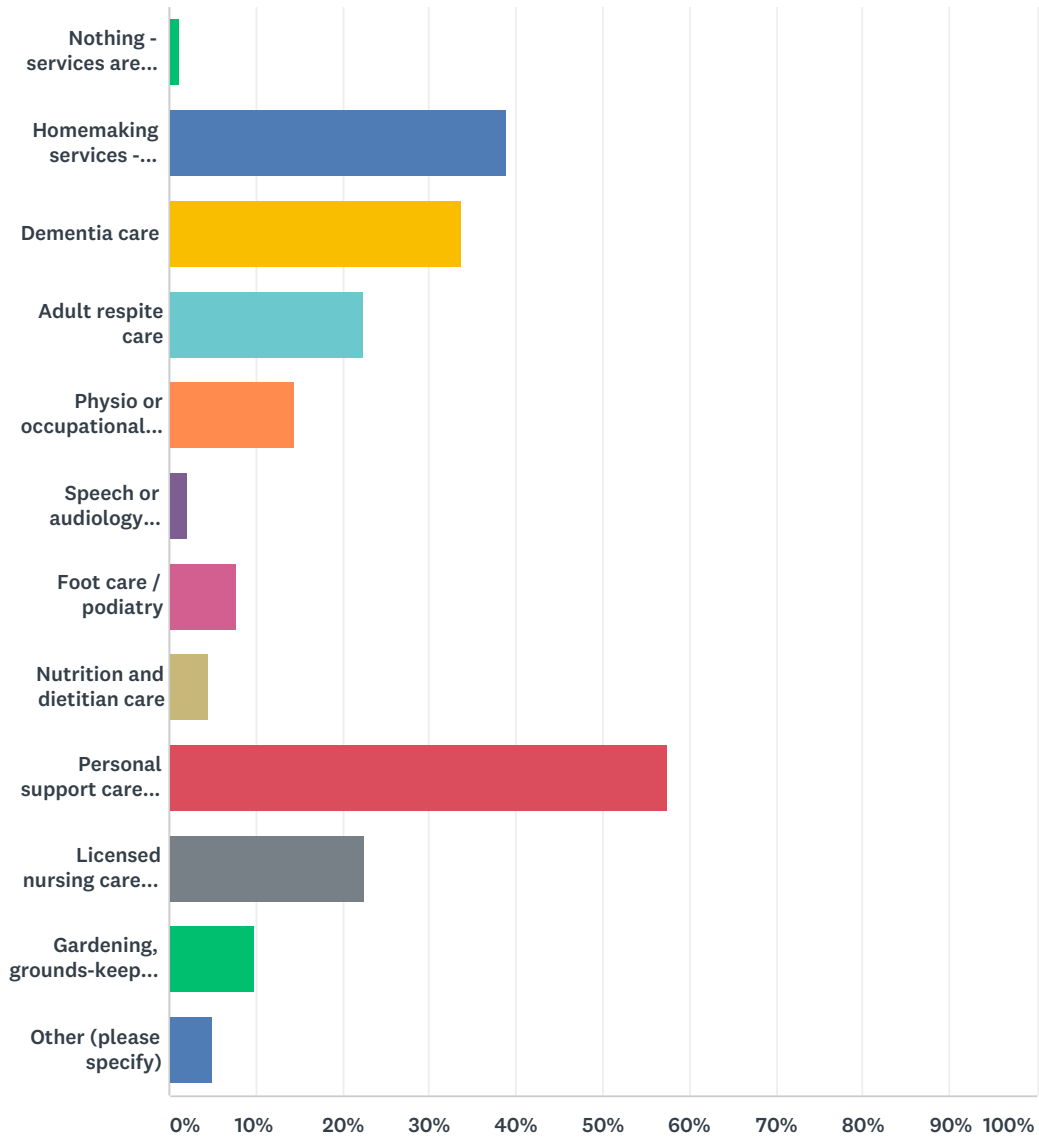
Answered: 906 Skipped: 0



ANSWER CHOICES	RESPONSES	
Very confident	3.42%	31
Somewhat confident	31.02%	281
Not very confident	44.26%	401
Not confident at all	21.30%	193
TOTAL		906

Q9 What two types of home or community care services do you think we need more of, if anything (PICK TWO)?

Answered: 906 Skipped: 0



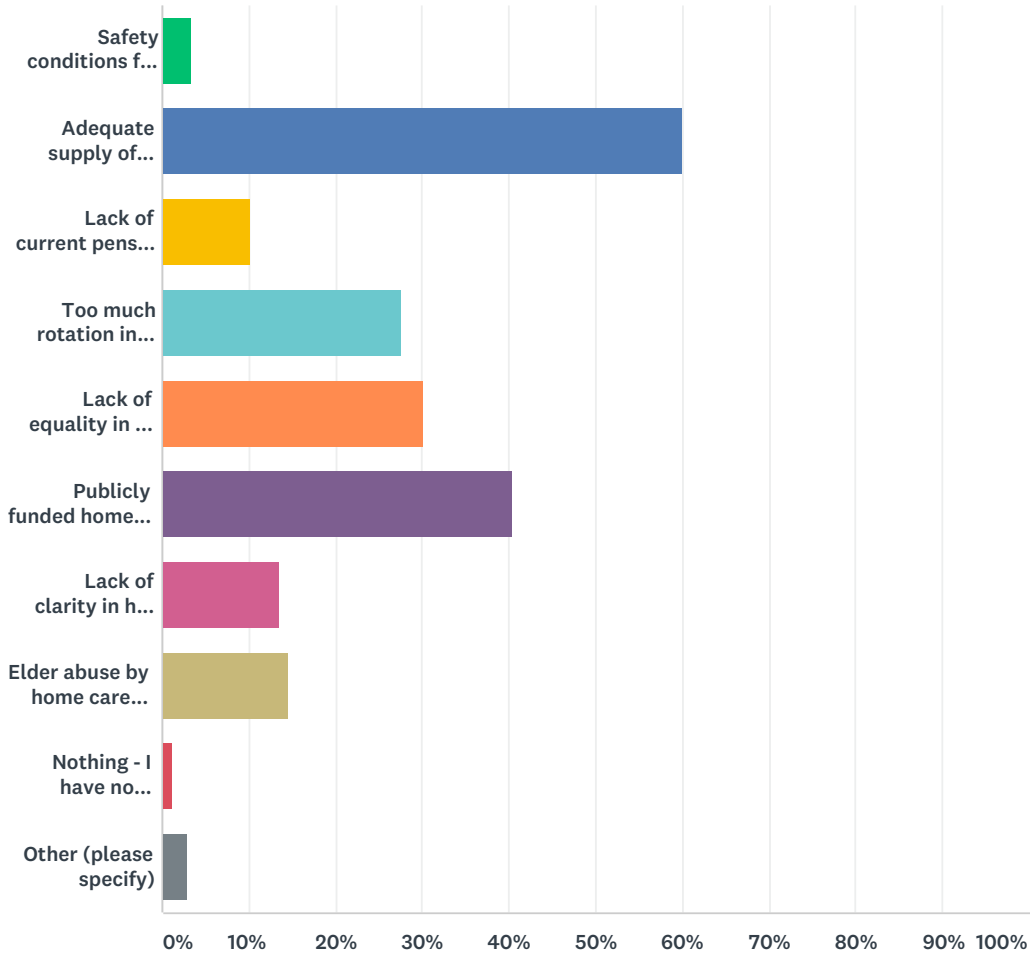
ANSWER CHOICES	RESPONSES	
Nothing - services are currently adequate	1.21%	11
Homemaking services - including cooking and cleaning	38.85%	352
Dementia care	33.66%	305
Adult respite care	22.41%	203
Physio or occupational therapy	14.46%	131
Speech or audiology therapy	2.10%	19
Foot care / podiatry	7.73%	70

Ontario Election: Home Care

Nutrition and dietitian care	4.64%	42
Personal support care (personal support worker provided) including grooming, toileting and turning of the care recipient	57.51%	521
Licensed nursing care (LPN or RN)	22.63%	205
Gardening, grounds-keeping and snow shovelling	9.93%	90
Other (please specify)	5.08%	46
Total Respondents: 906		

Q10 Which, if any, of the following concern you most (PICK TWO):

Answered: 906 Skipped: 0



ANSWER CHOICES	RESPONSES
Safety conditions for home care workers	3.42% 31
Adequate supply of trained home care workers	60.04% 544
Lack of current pension provision for personally support workers	10.26% 93
Too much rotation in personal support workers (lack of same PSWs regularly treating patients)	27.59% 250
Lack of equality in how home support services are calculated (you can qualify for more or less home care services depending on which LHIN (Local Health Integrated Network) / area you live in)	30.13% 273
Publicly funded home care may not fully cover care needs	40.40% 366
Lack of clarity in how to apply for home care	13.58% 123
Elder abuse by home care workers	14.68% 133
Nothing - I have no concerns around home care provision	1.21% 11
Other (please specify)	2.87% 26
Total Respondents: 906	