


# KIDS in the FRONT SEAT

MAIN CATALOG 2026



företagarna



# Content

## Page

- 4** Standard Vehicles
- 10** Premium Vehicles
- 14** Racing Cars
- 16** Tractor
- 18** Boat
- 20** Construction Zone
- 21** Mini Digger & Grabber
- 22** Mini Tower Crane
- 23** Cage System
- 24** Options
- 25** Custom design
- 27** Spare Parts & Support
- 28** Water Play
- 30** Playground
- 31** Guidance & Consultation
- 35** Sustainability

# We put kids in the front seat

Since the 1980s, SBI Sweden has been a trusted manufacturer of high-quality interactive kiddie rides. Made for kids and built to last. All our products are designed, assembled, and tested in our own facility in Sweden, ensuring complete control over quality, safety, and durability. With a strong customer focus and reliable after-sales service, we serve clients across the globe – from major amusement parks to small family farms.



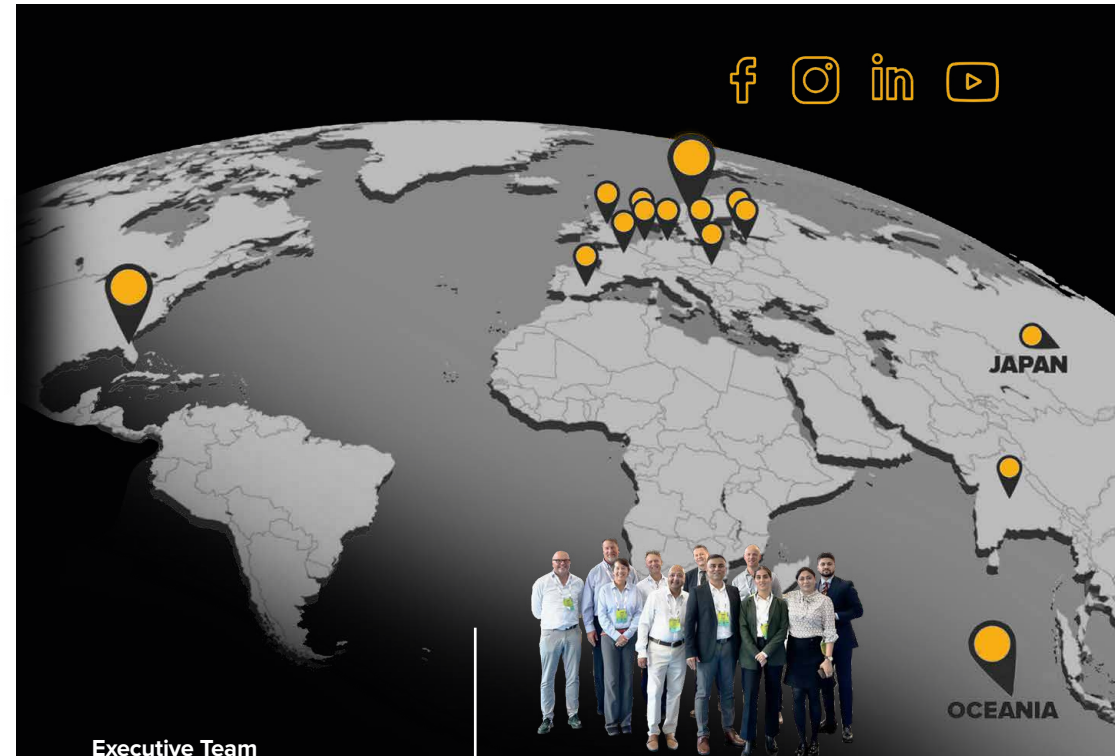
FERRARI WORLD in Dubai.  
The vehicle was developed in collaboration with Ferrari.



## Some of our Valued Customers:



... and Many More.



## Executive Team



Markus Jonsson  
CEO  
+46 70 823 21 00  
m.jonsson@sbisweden.com



Ishwar Hirani  
CHAIRMAN  
+46 70 727 17 23  
i.hirani@sbisweden.com



Petter Lindh  
EXPORT DIRECTOR  
+46 73 886 40 20  
p.lindh@sbisweden.com



Joacim Samuelsson  
PRODUCTION DIRECTOR  
+46 70 816 83 25  
j.samuelsson@sbisweden.com

## Meet Our Team

At SBI Sweden, our team is the heart of everything we do. We combine passion, expertise, and a personal touch to create exceptional experiences.

Our talented team thrives on collaboration and innovation, bringing smiles to children around the world through custom-designed attractions. While we have an international reach, we maintain a family-like culture, where every detail matters and every project is driven by craftsmanship and care.

# Standard Vehicles

## TECHNICAL SPECIFICATIONS

Classic Standard models that are irresistible for the kids. 12 V system.  
Fixed speed. External bumpers.

### FEATURES

**Capacity:** 1 child

**Age range:** 3 to 11 years old

**Maximum weight driver:** 50 kg, 110 lb

**Speed max:** 4 km/h, 2,5 mph

**Operating time:** 8 – 10 hours

**Turning radius:** Outer dia. 272 – 340 cm. 8' 11" – 11' 2"

**Frame:** Reinforced steel tubing, powder coated

**Body:** Hand-laid GRP. 3-layer gelcoat, 3-layer mat and reinforced by laminate

**Bumpers:** Molded vulcanized rubber

**Wheels:** Rubber tire with inner tube. (10"). Ball Bearings in each rim

**Electrical system:** 12 V

**Motor:** Electric motor with planetary gearing

**Transmission:** Belt

**Motor fuse:** Automatic 12 V 10/12 A, 5 – 10 sec o, 10 – 20 sec reset

**Battery:** Dry fit traction block (12 V – 38 Ah)

**Battery charger:** 3-step charger (12 V – 4 A), fully automatic

**Accelerator:** Pedal (green), with micro switch

**Brake:** Automatic

### Shipping parameters:



**1 unit:** 152 × 80 × 85 cm / 5' 0" × 2' 8" × 2' 9". Approx. 100 kg / 220 lb

**2 units:** 152 × 80 × 155 cm / 5' 0" × 2' 8" × 5' 1". Approx. 170 kg / 375 lb

**3 units:** 152 × 80 × 225 cm / 5' 0" × 2' 8" × 7' 5". Approx. 250 kg / 551 lb




**NOTE:** To emphasize that the vehicles meet high safety standards, all products are clearly labeled with the requirements users should be aware of to ensure compliance with these standards.

### DECOR

-  Flames
-  Flower
-  Police, EU
-  Police, US
-  Rally







Custom decors on request

### COLOR

-  Red
-  Orange
-  Yellow
-  Pink
-  Green
-  Blue
-  White
-  Black

Custom colors on request

### OPTION

-  Sound
-  Coin Token
-  Light
-  Seat Belt
-  Remote control
-  Lithium Battery

# STANDARD Vehicles

On the following pages

**Our standard vehicles provide a reliable, high-quality, and versatile solution for any venue.**

The standard vehicles are designed to offer reliable, high-quality performance in a more streamlined format. With a robust 12 V system and a fixed speed of 4 km/h, these vehicles are lighter than our premium models and feature simple, effective external bumpers. They are perfect for those seeking a cost-effective solution without compromising on safety, quality and fun.

**Wide Range of Models:** Choose from a variety of models to suit your park or facility.

**Custom Design Options:** Personalize the vehicles with your own stickers and other features to create a unique experience.

**Flexible Track Layout:** All our standard vehicles are designed to be mixed and matched on the same track, providing maximum flexibility and variety.

*Please note that we do not recommend mixing Standard and Premium vehicles on the same track due to differences in bumper height and vehicle weight.*



**BUGGIE**  
Vintage model for young drivers  
**Page 5**



**BEETLE**  
Charming and popular model  
**Page 5**



**PENTO**  
Modern and cool design  
**Page 6**



**VENTO**  
Timeless model with sturdy design.  
**Page 6**



**SENSА**  
A classic model we've had for years.  
**Page 7**



**MONZA**  
A cool model with windshield.  
**Page 7**



**VOLVO FH16**  
Popular truck model. Different trailers available  
**Page 8**



**FIRETRUCK & FRIENDS**  
A delightful range of models available in many different versions.  
**Page 9**



**RECOMMENDED MINIMUM AREA:**  
15 m<sup>2</sup>, 161 ft<sup>2</sup> vehicle.


**CAPACITY / THRC** (example with 10 vehicles)  
Up to 120 rides per hour based on a 5 min ride cycle.  
(10 vehicles minimum 150 m<sup>2</sup>, 1610 ft<sup>2</sup>.)



## Standard Vehicles



## Beetle




### MEASUREMENTS:

L 1535 mm, W 700 mm, H 600 mm.  
L 60 7/16", W 27 9/16", H 23 5/8".  
Bumper ht: C/C 100 mm 3 15/16"

### TOTAL WEIGHT:

Approx. 63 kg. 139 lb. (incl. battery)

## Buggie



### MEASUREMENTS:

L 1085 mm, W 600 mm, H 600 mm.  
L 43", W 23 5/8", H 23 5/8".  
Bumper ht: C/C 100 mm 3 15/16"

### TOTAL WEIGHT:


Approx. 55 kg. 121 lb. (incl. battery)



## Standard Vehicles



## Vento




### MEASUREMENTS:

L 1530 mm, W 700 mm, H 600 mm.  
L 60 1/4", W 27 9/16", H 23 5/8".  
Bumper ht: C/C 100 mm 3 15/16"

### TOTAL WEIGHT:

Approx. 63 kg. 139 lb. (incl. batteries)

## Pento



### MEASUREMENTS:

L 1530 mm, W 700 mm, H 600 mm.  
L 60 1/4", W 27 9/16", H 23 5/8".  
Bumper ht: C/C 100 mm 3 15/16"

### TOTAL WEIGHT:

Approx. 63 kg. 139 lb. (incl. battery)


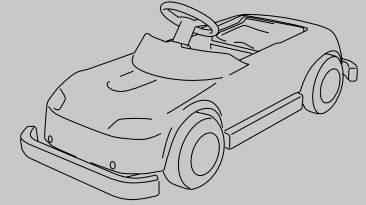




## Standard Vehicles



## Monza




### MEASUREMENTS:

L 1530 mm, W 700 mm, H 600 mm.  
L 60 1/4", W 27 9/16", H 23 5/8".  
Bumper ht: C/C 100 mm 3 15/16"

### TOTAL WEIGHT:

Approx. 63 kg. 139 lb. (incl. battery)

## Sensa



### MEASUREMENTS:

L 1530 mm, W 700 mm, H 600 mm.  
L 60 1/4", W 27 9/16", H 23 5/8".  
Bumper ht: C/C 100 mm 3 15/16"

### TOTAL WEIGHT:

Approx. 63 kg. 139 lb. (incl. battery)

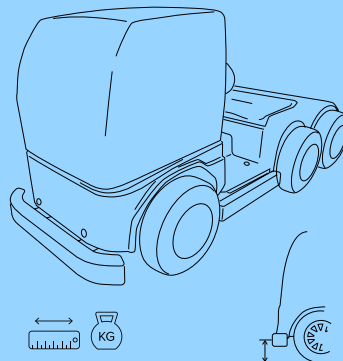




## Standard Vehicles




## Volvo FH16



**MEASUREMENTS:**  
 L 1530 mm, W 710 mm, H 600 mm.  
 L 60 1/4", W 27 15/16", H 23 5/8"  
 Bumper ht: C/C 100 mm 3 15/16"

**TOTAL WEIGHT:**  
 Approx. 71 kg. 150 lb. (incl. battery)

## Trailer



**MEASUREMENTS:**  
 L 1200 mm, W 710 mm, H 700 mm.  
 L 47 1/4", W 27 15/16", H 27 9/16".  
 Bumper ht: C/C 100 mm 3 15/16"


**TOTAL WEIGHT:**  
 Approx. 20 kg. 44 lb.



## Standard Vehicles



## Fire Truck & Friends



**MEASUREMENTS:**  
 L 1530 mm, W 710 mm, H 600 mm.  
 L 60 1/4", W 27 15/16", H 23 5/8"  
 Bumper ht: C/C 100 mm 3 1/2"

**TOTAL WEIGHT:**  
 Approx. 71 kg, 150 lb. (incl. battery)



At HUNDERFOSSEN, our FH16 model features custom-designed branding in collaboration with the client's sponsor. The trailer was built according to the client's specifications.



# Premium Vehicles

## TECHNICAL SPECIFICATIONS

Authentic, durable design that fits seamlessly into any setup.  
Powered by a 24 V system.

### FEATURES

- Capacity:** 1 child. (Model "Spider"; 1 child, 1 co-pilot)
- Age range:** 3 to 11 years old.
- Maximum weight driver:** 90 kg, 198 lb.
- Speed max:** 6 km/h, 3,72 mph. adjustable
- Operating time:** 8–10 hours
- Turning radius:** Outer diameter 3390–4500 mm / 11' 1 7/16" – 14' 9 3/16"

- Frame:** Reinforced steel tubing, powder-coated
- Body:** Hand-laid GRP, 3 layers of gelcoat, 3 layers of mat, reinforced by laminate
- Bumpers:** Molded vulcanized rubber with steel reinforcement
- Safety Belt:** Waist belt with quick-release buckle
- Wheels:** Rubber tire with inner tube. (11" or 13"). Ball bearings in each rim

- Electrical system:** 24 V
- Motor:** Electric motor with planetary gear
- Transmission:** Belt drive
- Battery:** 2 × dry-fit traction block (12 V / 50 Ah)
- Battery charger:** 3-step fully automatic charger (24 V / 10 A)
- Accelerator:** Pedal (green), with micro switch
- Brake:** Pedal (red), with micro switch

- Shipping parameters:**
- 1 unit:** 170 × 80 × 100 cm / 67" × 31.5" × 39". Approx. 135 kg / 298 lb
- 2 units:** 170 × 80 × 160 cm / 67" × 31.5" × 63". Approx. 250 kg / 551 lb

**NOTE:** To emphasize that the vehicles meet high safety standards, all products are clearly labeled with the requirements users should be aware of to ensure compliance with these standards.

- DECOR
- Flames
  - Flower
  - Police, EU
  - Police, US
  - Rally
- Custom decors on request

- COLOR
- Red
  - Orange
  - Yellow
  - Pink
  - Green
  - Blue
  - White
  - Black
- Custom colors on request

- OPTIONS
- Sound
  - Lithium Battery
  - Light
  - Coin Token
  - Remote control

## PREMIUM Vehicles

On the following pages

### Premium Vehicles: Superior Craftsmanship and Performance

For most custom projects, we recommend our premium vehicles for their exceptional craftsmanship and meticulous attention to detail. With a larger build and integrated bumpers, these cars offer enhanced durability and safety, making them a top choice for those who prioritize quality and sophistication.

**Advanced 24 V System:** The 24V motor control system allows for adjustable speeds up to 6 km/h, providing a smoother and more controlled driving experience, particularly during acceleration and deceleration.

**Comfort and Control:** This advanced system also minimizes jolts during starts and stops, ensuring a more comfortable ride for young drivers.

**High-Performance Design:** Engineered for superior performance, our premium vehicles deliver a refined and reliable driving experience, ideal for projects where excellence is key.

We're here to help you find the perfect vehicle solution to meet your specific needs, ensuring that your project stands out in both quality and design.



**VOLVO FH AERO**  
Our new model.  
Licence from Volvo.  
**Pages 11**



**BENZA**  
Our luxury model,  
for the cool ones.  
**Pages 11**



**BENZA X**  
Classic and sturdy.  
**Pages 12**



**SAFARI**  
Our popular,  
timeless model.  
**Pages 12**



**SPIDER**  
Made for two,  
child and adult.  
**Pages 13**



**AQUA**  
Fun model for an  
imaginative attraction.  
**Pages 13**



**RECOMMENDED  
MINIMUM AREA:**  
15 m², 161 ft² /vehicle.


**CAPACITY / THRC** (exemple with 10 vehicles)  
Up to 120 rides per hour based on a 5 min ride cycle.  
(10 vehicles minimum 150 m², 1614 ft²)



## Premium Vehicles




## Volvo FH Aero



**MEASUREMENTS:**  
L 1535 mm, W 700 mm, H 600 mm  
L 5 ft, W 2 ft 4 in, H 2 ft.  
Bumper ht: C/C 90 mm 3 9/16"

**TOTAL WEIGHT:**  
Approx. 93 kg, 139 lb. (incl. battery)

## Benza



**MEASUREMENTS:**  
L 1600 mm, W 710 mm, H 600 mm.  
L 63", W 27 15/16", H 23 5/8"  
Bumper ht: C/C 90 mm 3 9/16"


**TOTAL WEIGHT:**  
Approx. 115 kg, 253 lb. (incl. batteries)



## Premium Vehicles



## Safari




### MEASUREMENTS:

L 1580 mm, W 730 mm, H 750 mm  
L 62 3/16", W 28 3/4", H 29 1/2"  
Bumper ht: C/C 200 mm 7 7/8"

### TOTAL WEIGHT:

Approx. 115 kg. 253 lb. (incl. batteries)

## Benza X



### MEASUREMENTS:

L 1600 mm, W 800 mm, H 730 mm  
L 63", W 31 1/2", H 28 3/4"  
Bumper ht: C/C 90 mm 3 9/16"

### TOTAL WEIGHT:

Approx. 115 kg. 253 lb. (incl. batteries)






## Premium Vehicles



Duoride:  
Seat for Adult


## Spider Duoride



**MEASUREMENTS:**  
L 1600 mm, W 710 mm, H 600 mm  
L 63", W 27 15/16", H 23 5/8"  
Bumper ht: C/C 90 mm 3 9/16"

**TOTAL WEIGHT:**  
Approx. 115 kg. 253 lb. (incl. batteries)

## Aqua



**MEASUREMENTS:**  
L 1600 mm, W 710 mm, H 600 mm  
L 63", W 27 15/16", H 23 5/8"  
Bumper height (C/C): 90 mm, 3 9/16"  
**TOTAL WEIGHT:**  
Approx. 115 kg. 253 lb. (incl. batteries)





## Racing Car




NÜRBURGRING featuring our children's cars on their tracks.

# Racing Car



## F1S Racing



### MEASUREMENTS:

L 1900 mm, W 800 mm, H 620 mm  
L 74 13/16", W 31 1/2", H 24 3/8"  
Bumper height (C/C): 90 mm = 3 9/16"

### TOTAL WEIGHT:

Approx. 96 kg, 209 lb. (incl. battery)

## TECHNICAL SPECIFICATIONS

Authentic, durable design that fits seamlessly into any setup.  
Powered by a 12 V system.

### FEATURES

**Capacity:** 1 child

**Age range:** 3–11 years

**Maximum weight capacity:** 70 kg / 154 lb

**Maximum speed:** 5 km/h / 3.1 mph

**Turning radius:** Outer diameter 900 cm / 29' 6"

**Frame:** Reinforced steel tubing, powder-coated

**Body:** Hand-laid GRP, 3 layers of gelcoat, 3 layers of mat, reinforced by laminate

**Bumpers:** Molded vulcanized rubber with steel reinforcement

**Transmission:** Belt drive

**Wheels:** Rubber tires with inner tubes (13"), ball bearings in each rim

**Electrical system:** 12 V (24 V optional)

**Motor:** Electric motor with planetary gear

**Motor fuse:** Automatic 12 V, 10–12 A; 5–10 sec overload, 10–20 s reset

**Battery:** Dry-fit traction block (12 V / 50 Ah)

**Battery weight:** Approx. 18 kg / 40 lb

**Operating time:** 8–10 hours

**Battery charger:** 3-step fully automatic charger (12 V / 10 A)

**Accelerator:** Pedal (green), with microswitch

**Brake:** Automatic

### Shipping parameters:

**1 units:** 190 × 90 × 80 cm / 6' 3" × 2' 11" × 2' 7". **Weight:** Approx. 150 kg / 330 lb

**2 units:** 190 × 90 × 150 cm / 6' 3" × 2' 11" × 4' 11". **Weight:** Approx. 280 kg / 617 lb

**NOTE:** To emphasize that the vehicles meet high safety standards, all products are clearly labeled with the requirements users should be aware of to ensure compliance with these standards.

### DECOR

● Yellow

● Blue

Custom decors  
on request

### COLOR

● Red

● Yellow

● Green

● Blue

● Black

Custom colors  
on request

### OPTION



Sound



Seat  
Belt



Light



Lithium  
Battery



Remote  
control



### RECOMMENDED

#### MINIMUM AREA:

20 m<sup>2</sup>, 215 ft<sup>2</sup> / vehicle.

### CAPACITY / THRC (exemple with 10 vehicles)

Up to 120 rides per hour based on a 5 min ride cycle.

(10 vehicles minimum 200 m<sup>2</sup>, 2152 ft<sup>2</sup>)



## Tractor



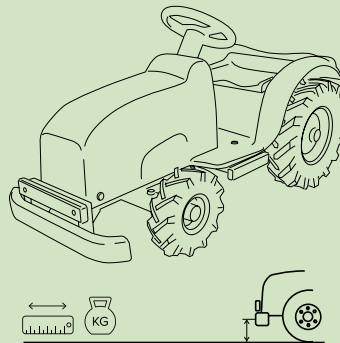
RIVER STREET RANCH in San Juan Capistrano, California, have been using our tractors for many years.



# Tractor



## SBI Tractor



### MEASUREMENTS:

L 1220 mm, W 600 mm, H 650 mm.  
L 4 ft, W 2 ft, H 2 ft 2 in.  
Bumper ht: C/C 90 mm 3 15/16"

### TOTAL WEIGHT:

Approx. 70 kg, 154 lb. (incl. battery).

## TECHNICAL SPECIFICATIONS

A bestseller with an authentic design that fits any setup, powered by a 12 V system.

### FEATURES

**Capacity:** 1 child.

**Age range:** 3 to 11 years old.

**Maximum weight admitted:** 50 kg, 110 lb.

**Speed max:** 4 km/h, 2,5 mph.

**Turning radius:** Outer dia. 295 cm. 9' 8".

**Frame:** Reinforced steel tubing, powder coated.

**Body:** Hand-laid GRP. 3-layer gelcoat, 3-layer mat and reinforced by laminate.

**Bodycolors:** Red, Orange, Green, Blue.

**Bumpers:** Molded vulcanized rubber with steel reinforcement.

**Transmission:** Chain.

**Wheels:** Rubber tire with inner tube. (10" 17"). Ball Bearings in each rim.

**Electrical system:** 12 V.

**Motor:** Electric motor with planetary gear.

**Motor fuse:** Automatic 12 V 10/12 A, 5 – 10 sec o, 10-20 sec reset.

**Battery:** Dry fit traction block (12 V – 38 Ah).

**Battery weight:** Approx. 10 kg, 22 lb.

**Operating time:** 8 – 10 hours.

**Battery charger:** 3-step charger (12 V – 4 A), fully automatic.

**Accelerator:** Pedal (green), with micro switch.

**Brake:** Automatic.

### Shipping parameters:

**1 unit:** 122 x 80 x 85 cm, 4'0" x 2'7" x 2'9". Approx 90 kg, 198 lb

**2 units:** 122 x 80 x 155 cm, 4'0" x 2'7" x 5'1" Approx 160 kg, 353 lb.

**3 units:** 122 x 80 x 225 cm, 4'0" x 2'7" x 7'5". Approx 230 kg, 507 lb.

**NOTE:** To emphasize that the vehicles meet high safety standards, all products are clearly labeled with the requirements users should be aware of to ensure compliance with these standards.

### DECOR

Custom decors on request

### COLOR

• Red

• Orange

• Green

• Blue

Custom colors on request

### OPTIONS



### RECOMMENDED MINIMUM AREA:

15 m<sup>2</sup>, 161 ft<sup>2</sup> /vehicle

### CAPACITY / THRC (exemple with 10 vehicles)

Up to 120 rides per hour based on a 5 min ride cycle.

(10 vehicles minimum 150 m<sup>2</sup>, 1614 ft<sup>2</sup>)

## Boat




This boat is customized for LEGOLAND and can be found at Legoland parks around the world.



# Boat



## SBI Boat



**MEASUREMENTS:**  
L 2750 mm, W 1540 mm, H 950 mm  
L 108 1/4", W 60 5/8", H 37 3/8"

**TOTAL WEIGHT:**  
Approx. 290 kg, 639 lb. (incl. battery)

### TECHNICAL SPECIFICATIONS

Stable and safe boat for up to three people (one adult and two children), ideal for lazy rivers or open water.

#### FEATURES

**Capacity:** 2 adults or 1 adult and 2 children  
**Age range:** 3+  
**Maximum weight capacity:** 180 kg / 400 lb  
**Speed:** Approx. 3 km/h / 1.9 mph (programmable  $\pm 10\%$ )

**Hull/Deck:** Hand-laid GRP, 2 layers of gelcoat, 3 layers of mat, reinforced by laminate. Non-slip surface on seats and floor.

**Bumpers:** Rubber protection on front, sides, and rear.

**Height over Water Line:** 550 mm / 21 5/8"

**Draft (below waterline):** 400 mm / 15 3/4"

**Minimum water depth:** 600 mm / 23 5/8"

**Turning diameter:** 10 m / 32' 9 3/4"

**Electrical system:** 24 V

**Motor:** Electric, sealed underwater motor, purpose-built for both propulsion and steering.

**Motor controller:** Fully automatic

**Bilge pump:** Yes, automatic

**Battery:** 4 x Gel Type VRLA, 6 V 180 Ah each

**Battery weight:** Approx. 30 kg / 66 lb per unit

**Operating time:** 8–10 hours

**Battery charger:** 3-step fully automatic (24 V / 20 A)

**Acceleration:** Air pedal with pressure switch

**Steering:** Heavy-duty hydraulic steering system

#### Shipping parameters:

**1 unit:** Dimensions 2750 x 1650 x 1400 mm / 108 1/4" x 64 15/16" x 55 1/8"

Weight: Approx. 320 kg / 705 lb

**2 units:** Dimensions 2750 x 1650 x 2100 mm / 108 1/4" x 64 15/16" x 82 11/16"

Weight: Approx. 620 kg / 1366 lb

**NOTE:** To emphasize that the boats meet high safety standards, all products are clearly labeled with the requirements users should be aware of to ensure compliance with these standards.

#### DECOR

Custom decors on request

#### COLOR

Deck:

- Red
- Yellow
- Orange
- Blue

Hull:

- Darkgray
- Custom colors on request

#### OPTIONS



#### CAPACITY / THRC (Per Unit)

12 –36 persons per hour based on a 5 min ride cycle.

#### CAPACITY / THRC (example with 10 boats)

Up to 240 persons per hour based on 2 persons per boat and a 5 min ride cycle



## Construction Zone



A Construction Zone installation in a shopping centre, delivering strong returns and delighting the mall's owners.



Three Mini Diggers operating at WORLD OF VOLVO in Gothenburg.



A custom protective and structural solution for two diggers designed for sand excavation, tailored by the customer.



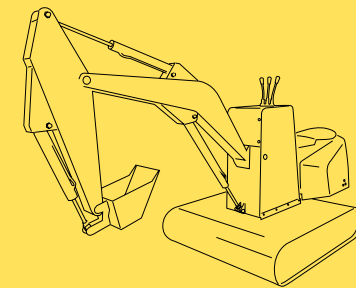
A Mini Digger at work – kids love digging, lifting, and playing with the sand, like real operators.



# Mini Digger & Mini Grabber



## Digger/Grabber



**MEASUREMENTS:**  
L 2400 mm, W 760 mm, (platform) H 1000 mm  
L 7'11", W 2'6", (platform) 3'3"

**TOTAL WEIGHT:**  
Approx. 92 kg. 203 lb

### TECHNICAL SPECIFICATIONS

Kids love the authentic experience of operating these machines.  
Hydraulically operated for realism. Stationary, thus space-efficient.

#### FEATURES

**Capacity:** 1 child

**Age to operate:** From 3 years (under adult supervision)

**Maximum weight admitted:** 80 kg / 176 lb

**Body:** Electro zinc-plated, powder coated

**Seat:** RTM fiberglass

**Maximum noise:** 65 dB

**Timer:** Adjustable, 3 or 5 minutes

**Turning angle of arm:** up to 90°

**Recommended digging depth:** 35 cm, 1' 4" from digger base  
(Version with lower digging depth for indoor use available.)

**Electrical system:** 230 VAC / 24 VDC (US/Japan version: 115 VAC / 24 VDC)

**Hydraulically operated:** 3 cylinders, a hydraulic control valve and oil pump system

**Lever to operate:**

**Left lever (red):** Boom (push/pull)

**Middle lever (blue):** Shovel or grabb. (push/pull)

**Right lever (yellow):** Arm (push/pull)

**Maximum shovel load:** Approx. 3 liters / 0.8 gal

**Oil pump:** Pump is set at 20 bar

**Operating system:** Standard: Button, (Free Play). Card payment,  
Coin / Token acceptor. RFID ready.

**Safety:** To be installed with fence around digging area

#### Shipping parameters:

**2 units:** 226 × 80 × 200 cm / 7' 5" × 2' 7" × 6' 7" — 280 kg / 616 lb

**2 units + Cage:** 226 × 120 × 200 cm / 7' 5" × 3' 11" × 6' 7" — 520 kg / 1,146 lb

**NOTE:** To emphasize that the machines meet high safety standards, all products are clearly labeled with the requirements users should be aware of to ensure compliance with these standards.

#### DECOR

Custom decors  
on request

#### COLOR

● Yellow

● Black

#### OPTION



#### AREA REQUIRED:

4,5 m<sup>2</sup>, 49 ft<sup>2</sup> /pc  
(with platform)


#### CAPACITY / THRC (Per Unit)

Up to 12 rides per hour based on a  
5 min ride cycle

# Mini Tower Crane



## Tower Crane



**MEASUREMENTS:**  
L 1200 mm, W 800 mm (platform), H 2470 mm.  
L 3 ft 11 in, W 2 ft 7 in (platform), H 8 ft 1 in.

**TOTAL WEIGHT:**  
Approx. 155 kg. 342 lb.  
(excluding pit and blocks).

### TECHNICAL SPECIFICATIONS Tower Crane

It is a joy to see the focus and concentration of children when operating the Tower Crane. Equipped with an electromagnet and controlled via joysticks for a realistic experience.

#### PROPERTIES

**Capacity:** 1 child  
**Age to operate:** From 3 years (under adult supervision)  
**Maximum weight capacity:** 80 kg / 176 lb  
**Turning angle of boom:** 60° (custom modifications available)  
**Height of magnet:** 1200 mm / 3' 11" from floor (adjustable)  
**Length:** 1200 mm / 3' 11"  
**Width (platform):** 800 mm / 2' 7"  
**Height:** 2470 mm / 8' 1" (platform height: 140 mm / 5.5")

**Electrical system:** Input 85–264 VAC. Operational 24 VDC, 60 W  
**Fuse:** Internal power supply protections  
(short circuit / overload / over-voltage). External fuse: 2 A.  
**Timer:** Adjustable to 3 or 5 minutes  
**Motors:** 3 × 24 VDC motors  
**Electromagnet:** Max. lifting capacity approx. 1 kg / 2 lb  
**Operating system:** Standard: free play button.  
Card payment or electronic multi-coin acceptor as option  
**Joysticks to Operate:**  
**Right Joystick:** Left/Right, Forward/Backward.  
**Left joystick:** Up/Down. Release

**Body:** Powder coated. Electro Zinc-Plated Steel  
**Use:** Designed for indoor use, should be placed under a roof to safeguard from rain and wind.  
**Safety:** Fencing is required for protection and ease of operation.

**Shipping parameters:**  
**1 unit:** 120 × 80 × 220 cm / 3' 11" × 2' 7" × 7' 3". Approx. 220 kg / 485 lb  
**2 units:** 226 × 120 × 200 cm / 7' 5" × 3' 11" × 6' 7". Approx. 420 kg / 926 lb

**NOTE:** To emphasize that the machine meet high safety standards, all products are clearly labeled with the requirements users should be aware of to ensure compliance with these standards.

**DECOR**  
Custom decors  
on request

**COLOR**  
● Yellow  
● Black

**OPTION**



**AREA REQUIRED:**  
5 m<sup>2</sup>, 54 ft<sup>2</sup> /unit.

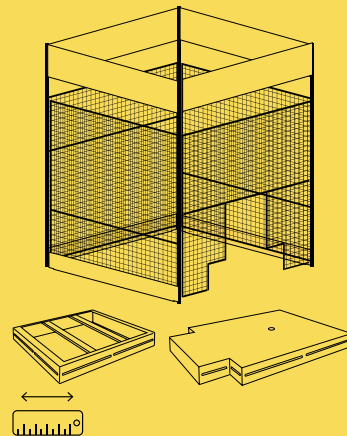
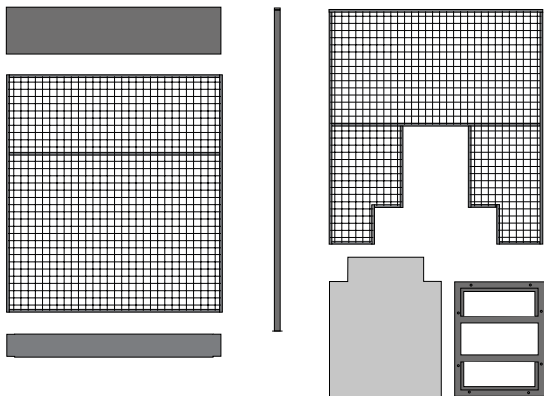
**CAPACITY / THRC:**  
Up to 12 rides per hour based  
on a 5 min ride cycle.



# Construction Zone



## SBI Cage system



**MEASUREMENTS:**  
L 1600 mm, W 1640 mm, H 2200 mm.  
L 5' 3", W 5' 5", H 7' 3"

### TECHNICAL SPECIFICATIONS SBI Cage System

A fully customizable safety cage designed for Mini Tower Crane and Volvo Mini Digger & Grabber. Built for safety and durability, it enables secure operation without staff supervision. The cage enhances the construction theme while providing space for signage.

#### PROPERTIES

**Design:** Sleek, safety-focused solution ideal for interactive environments

**Finish:** Powder coated

**Installation:** Easy to mount

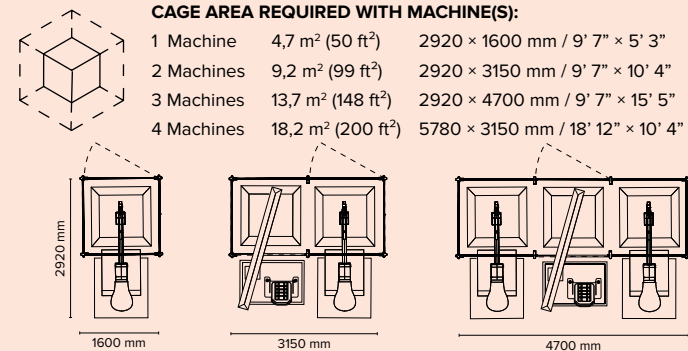
**Tailored Solution:** Perfect for Mini Tower Crane and Mini Digger / Grabber. The swing radius of the Mini Digger / Grabber is adjusted to fit in the cage.

**Platform:** Equipped with anti-slip feet. Leveling feet ensure stability on uneven surfaces. Sturdy base with adjustable LED lighting, discreetly concealing cables

**Safety:** Cage enables secure machine operation with minimal supervision and meets all regulatory standards



**NOTE:** To emphasize that the product meet high safety standards, all products are clearly labeled with the requirements users should be aware of to ensure compliance with these standards.



#### SIGNS

"Construction Zone"  
Custom decors  
on request

#### COLOR

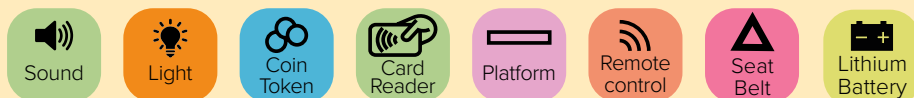
● Black  
Custom colors  
on request

## Options

# Customize the setup for your venue

**At SBI Sweden, we offer a wide range of customizable options to meet your unique needs.**

No two customers are the same, so our extensive selection of solutions ensures we have something for everyone. With our global reach, we are well-versed in various market demands, giving us deep product knowledge and customer insight. Let us create a tailored solution that perfectly fits your requirements.




**Tell us about your requirements and together we will find the best set-up for you.**

## Select Your Preferences

### Platform with Lighting

Enhance your setups with our durable metal platform with integrated LED Neon lighting, built for stability and longevity.



### Cage System

Build a safe setup with custom cage segments around the machine. For example, you can order a fence panel with an opening for the mini digger arm.



### Coin & Token Operation

A simple solution for attractions where visitors insert a coin or token for a set playtime. Can be customized with various coin acceptors.



### Tokens

Using tokens instead of currency eliminates cash handling and allows for flexible pricing and discounts. Token dispenser available.



### Card Reader

Handles payments via physical cards or mobile devices. An excellent option to place on attractions or on a token dispenser.



### Remote Control Operation

Remote ON/OFF available for vehicles, ideal for locations with high visitor flow and multiple tracks.



### Lithium Battery System

Offers longer battery life and stable performance, with up to 20% longer runtime compared to standard batteries.



### Seat Belt

For safety reasons, seat belts can be added to attractions as needed.



### LED Lights and Sound

Enhance the look of your attraction with lighting and sound options. Various choices are available.



### Traffic Lights and Signs

Include traffic lights and signs to enhance the driving school experience.





With You from initial idea to Final Product!

# Custom Design

**A distinctively themed environment combined with customized equipment will make your attraction stand out, improving the customer experience and enhancing your brand recognition.**

Over the years, we have acquired extensive expertise in the manufacturing processes involved in custom design. Our projects encompass miniature reproductions of car brand models, and a variety of designs based on films, cartoons, and toys.

As your vision is our mission, we will do our best to create the custom design product you wish for, having fun along the way. We will be your partner in the project through all stages from the initial idea to the finalized product.

While custom design may sound expensive to some, we encourage you to consider this option even if you have a smaller budget.



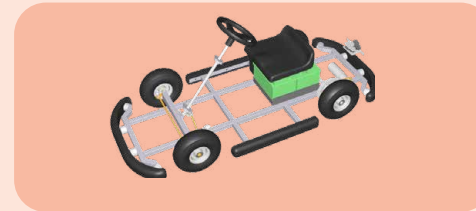
Special assignment by STUDIO CITY in Macau for their indoor arena.



BORÅS CAMPING, Sweden. Vehicles delivered with specially themed décor.



One of our new XC30 vehicles at WORLD OF VOLVO's driving school.



Custom design for Ferrari World





Conceptualize for greater success

# Proven SBI Concepts

**At SBI, we have developed concepts that ensure success. Let these inspire you, and we are happy to discuss how we can customize a setup tailored to your specific needs. By conceptualizing your attraction, you will not only capture more attention and increase revenue but also create a safer environment with smooth operation.**



## Driving School

A driving school is a timeless attraction, offering fun and educational experiences for young visitors. We'd love to bring this concept to life at your facility! Our team is here to help you create the perfect layout, customized to fit your available space and operational needs.



## Racing Academy

Our racing vehicle is a great attraction that suits all environments. Particularly, it fits like a glove in car-themed amusement parks, racing tracks, and go-kart facilities oriented to young kids. Taking curves has never been so fun!



## Childrens Farm

Our tractors are a perfect fit for rural settings and similar venues. Robustly designed to be driven on any flat surface. Hay bales, and other suitable elements make this attraction a perfect fit for a rural atmosphere.



## Boating School

Fun-packed ride that allows kids to test their navigation skills and become captains of their mini vessels. Many layouts are suitable to get a smooth and exciting experience for the entire family! Conveyor system for safe and effective loading and off-loading is available as an option.



## Construction Zone

Create an attraction loved by children of all ages. The products can be combined in one play area to create a construction zone. Our scalable and themed cage system ensures a safe and carefully designed attraction from start to finish.



For Your Convenience

# Spare Parts & Support



**In the fast-paced world of business, timely delivery and swift repairs are crucial for maintaining operational efficiency and maximizing revenue. We have tailored our services to meet these demands.**

## Reliable and Fast Transport Services

Our transport solutions are designed with one goal in mind: ensuring our customers are consistently satisfied with prompt delivery times. With our smart logistics network, we make sure your products arrive quickly and safely.

## Optimized Maintenance

Time is money, and we recognize that faster repairs lead to quicker income generation. Our maintenance services are engineered for speed, ensuring that any issues are resolved with minimal downtime. This efficiency not only enhances your customer satisfaction but also boosts your bottom line.

## All Parts in Stock

To support our rapid service capabilities, we maintain a comprehensive inventory of spare parts. This means that when you need replacements or repairs, we have the necessary components readily available, eliminating delays and ensuring continuity in your operations.

## Many Delivery Options

Our commitment to speed extends to our delivery options. We offer a range of expedited delivery services to meet your urgent needs, ensuring that you receive your products and parts as quickly as possible.

# Make a Splash!



## Water Play

**SBI Play brings the thrill of water play to your facility with a broad range of innovative products. Partnering with top water play manufacturers, we offer tailored solutions for water parks and aquatic venues globally.**

From small water play structures to large water slides, designed for fun, safety, and durability. We design water attractions that bring playful moments and unforgettable experiences. Our durable and functional products are ideal for both commercial and public spaces, offering interactive and engaging environments for visitors.

With a focus on simplicity and cost-effective solutions, we help you create impressive facilities, from construction to daily operations. Our smart systems make it easy to bring your vision to life and deliver amazing experiences for your guests.



### No pool needed!

The water flows down with the riders and lands in a small shallow pool where the slide ends. A safe and fun landing, perfect for younger children and smaller areas.



### Shallow Pool

A pool with a safe depth suitable for younger children. The water play can be enhanced with other features, such as fountains and spraying water cannons. Ideal for family-friendly water parks.



### Pool for deeper water

For a more challenging experience, the play structure can be placed in a deeper pool. Perfect for older children and adults seeking a more exciting water adventure.



## Make a Splash!



From playful structures for the youngest explorers to thrilling slides for all ages, our water attractions create joy, excitement, and unforgettable memories for the whole family.

**SPLASH & PLAY**  
Water Attractions Made Easy



## Playground



An active playground featuring slides, climbing elements, and towers, providing lots of fun for kids of all types.



A residential courtyard featuring traditional, popular swings that remain in high demand. Here installed with a safe landing surface of play sand.



Children enjoying a newly installed playground with a wide range of activities that spark and nurture essential creativity.



Durable training facility, reliable, low-maintenance, and always appreciated.



## Playground

# Fun For All!

**Our commercial playground equipment meets European safety standards and can be customized with tailored designs to fit any space, ensuring both fun and safety for all. These play structures are perfect for public areas such as parks, schools, and campsites.**

We deliver playground equipment, outdoor fitness solutions, and park furniture as well as rubber safety tiles. Our products are often found in public playgrounds, residential areas, campgrounds, hotels, sports and leisure centers, parks, and schools. Aligned with SBI philosophy, the outdoor equipment, and its components are characterized by good design and high quality, complying with the European safety standards EN1176, EN1177 and EN16630. Visit the SBI Play website [www.sbiplay.com](http://www.sbiplay.com) to access all the information related to this range of products.



At SBI Play, we specialize in creating outdoor & indoor environments that inspire active play and exercise. Partnering with top European playground manufacturers, we offer high-quality certified playground equipment, outdoor fitness solutions, and park furniture designed for all ages and abilities. We can customize to fit your theme or specific ideas.

[www.sbiplay.com](http://www.sbiplay.com)

## Guidance & Consultation

# Expert Guidance for Your Project

**At SBI Sweden, we support you at every stage of your project to maximize your attraction's potential and ensure a faster return on investment. Whether you're starting from scratch or improving an existing attraction, our team is here to support you.**

With expertise and experience, SBI Sweden guides you from initial planning to daily operations, for a smooth and efficient management. Together, we create engaging experiences that captivate visitors, increase customer satisfaction, and drive sustainable success.

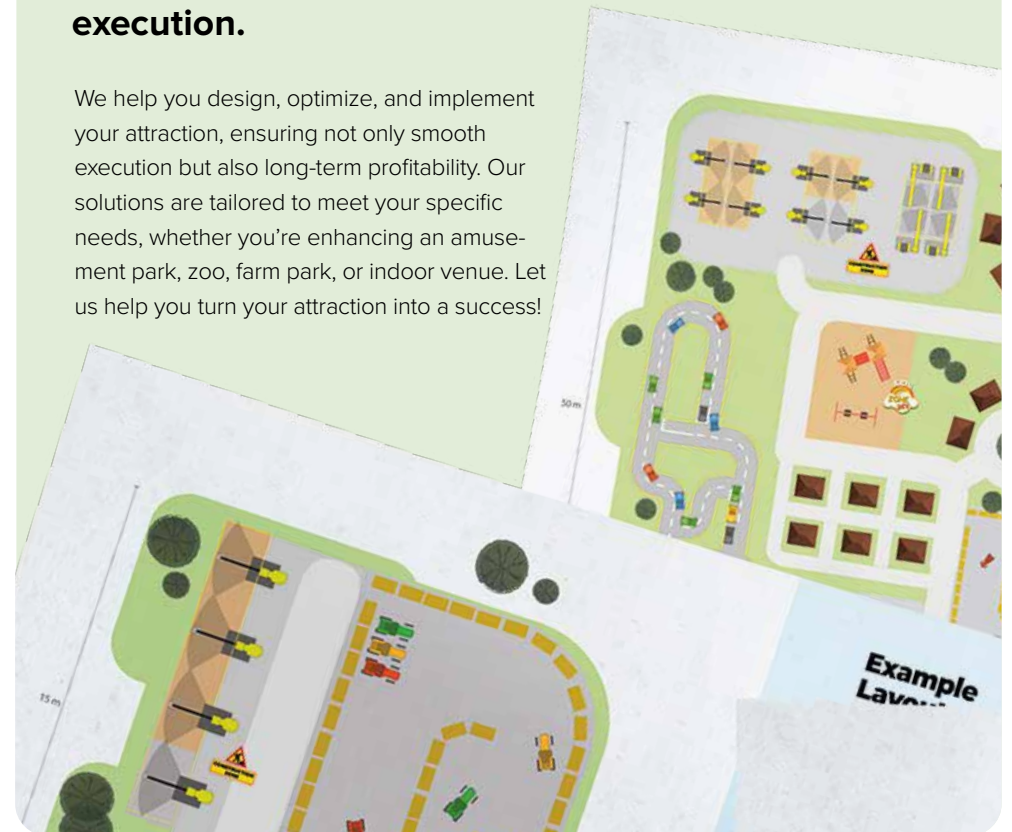
*Get in touch*



## Maximize Your Attraction's Potential

**With 40 years of experience, we create a tailored plan based on your vision, audience, and budget. We optimize revenue streams, design, and implementation to achieve the best results. Our expertise ensures efficient space usage, visitor flow, and seamless execution.**

We help you design, optimize, and implement your attraction, ensuring not only smooth execution but also long-term profitability. Our solutions are tailored to meet your specific needs, whether you're enhancing an amusement park, zoo, farm park, or indoor venue. Let us help you turn your attraction into a success!





## Guidance & Consultation

### When designing and planning your park/attraction there is a lot to take into account

At SBI we have more than 40 years of experience from the industry. We like using this experience to assist our customers to get the most out of the rides. here are numerous factors to consider, and we are here to assist so you get the most out of the space and budget at hand.

#### Example Layout 900 – m<sup>2</sup>

##### 1. Children's Driving School

A miniature traffic environment in which children have fun while improving their driving skills. Edutainment at its best!

##### 2. Construction Zone

Our construction-themed products always trigger the desire to play, explore and learn. Highly interactive and fun attractions where concentration and coordination are key.

##### 3. Children's Farm

A driving attraction with miniature tractors that kids completely love. Haybales can create a driving challenge and fit the theme like a glove.

##### 4. Playground

Endless possibilities for play with a mix of playground equipment. Customized according to available area and age group.

##### 5. Playhouses

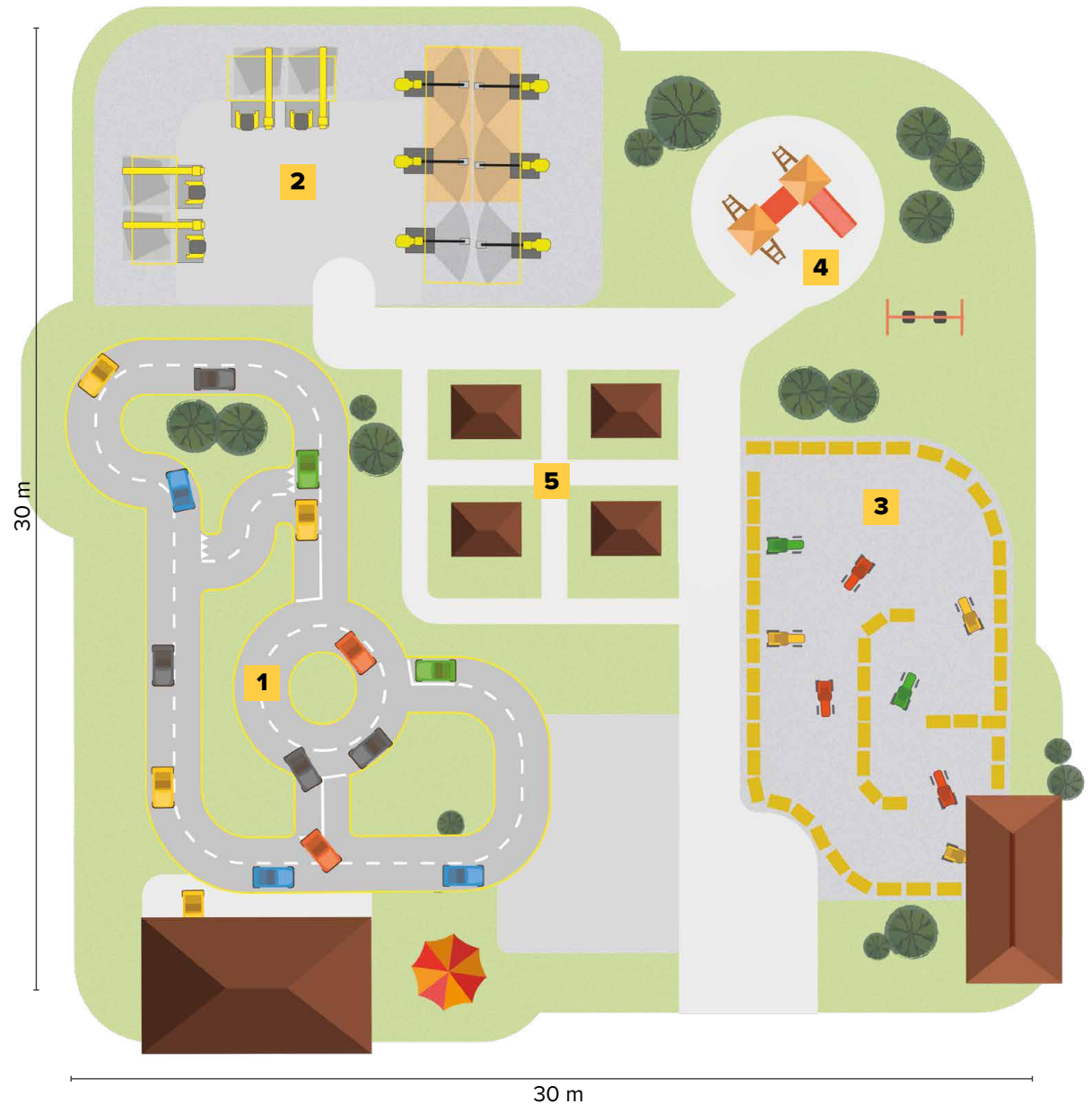
And/or area for other activities.

**Area Required:** 900 m<sup>2</sup>

#### SBI Products Included in this example Layout:

15 Cars	4 Mini Tower Cranes	2 Mini Grabber
4 Mini Diggers	8 Tractors	1 Play Structure

**Capacity / THRC:** Up to 396 rides per hour based on a 5 min ride cycle.



## Guidance & Consultation

# We Help Make Your Vision a Reality



### Master Planning

A clear, tailored plan based on your vision audience, and budget will make the execution and stakeholder communication smooth.



### Maximizing Revenue

We assist in optimizing ROI by analyzing capacity and scenarios, ensuring better control and a safer investment.



### Custom Design & Layout

We assist to maximize space usage, visitor flow, and vehicle selection and can provide visualizations for an optimized attraction layout.



### Efficient Implementation

With extensive experience, we assist in streamlining setup and offer turn-key solutions in some markets for smooth implementation without delays.

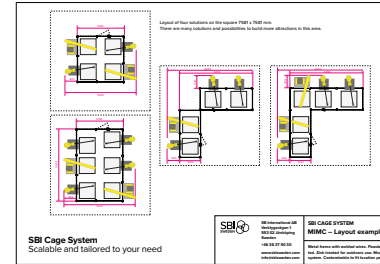


### Operational Support

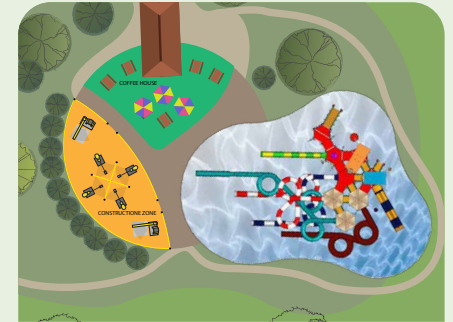
We assist in fine-tuning operations using global insights, ensuring efficiency, smooth management, and optimal resource use.



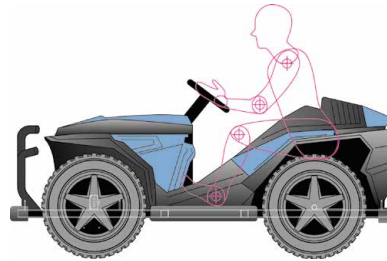
Layout Planning



Attraction Planning



Master Planing



Product Development




Custom Design



Inspirational Ideas



3D-Visualization



BIM: Revit and dwg models are available



# Sustainability at SBI Sweden



## Smarter and Greener Riders at SBI Sweden

For us, sustainability means more than battery-powered rides. It's about long-lasting quality, responsible Swedish production, and supporting our customers in reaching their sustainability goals.



## Made in Sweden

Producing in Sweden means a much lower climate impact – over 98% of the electricity is fossil-free. Combined with high-quality Swedish steel, our production is more sustainable than in most other regions.



## Greener Innovations

We continuously develop greener transport solutions and alternative materials. Our aim: to make sustainable choices easy for customers, without compromising on quality or value.



## Durable Materials

We only use materials with high environmental and durability standards. Many customers still operate our vehicles after 30+ years. Strong steel frames are built to last – and recyclable.



## Certified Quality & Environment

We are ISO 14001 (environment) and ISO 9001 (quality) certified. This guarantees that our production meets strict international standards – for both customers and the planet.



## Contact

SB International AB  
Verktgsvägen 1  
553 02 Jönköping  
Sweden

+46 36 37 50 30

[www.sbisweden.com](http://www.sbisweden.com)  
[info@sbisweden.com](mailto:info@sbisweden.com)



företagarna



[sbisweden.com](http://sbisweden.com)