



beyond paving...


Stone & Porcelain Supplies are a leading UK supplier of traditional natural stone, contemporary porcelain paving and walling to landscaping customers in both domestic and commercial markets.

For all projects in the home, garden or office courtyard, Stone & Porcelain Supplies meets all your needs to provide a tranquil or recreational setting incorporating natural paving flags, cobbles, walling, stone block paving and porcelain tiles.

We have many years' experience in sourcing the highest standards of products from around the world ensuring their suitability, quality and ethical origins. We only provide products from sources that adhere to, and follow, strict ethical trading codes.



rasagrey
Page 41



VILLAFIX
Looks great with anthracite brush-in grout

porcelain

dart	3
nuova	12
valore	21
valore planks and cobbles	31
cubics wall cladding	33
volcano wall cladding	37
rasa	39
quartz	49
leonardo	57
manhattan	59
street	61
kandla	69
raj	71

Italian porcelain

angers	75
volcano	79
ardesie	85
hard	89
murales	91
rocca	93

natural paving

natural	95
value	105
national trust	113
block paving	115
cobbles	119
granite	123
circles	125
walling	127
accessories	129


extras

villafix paving solutions	131
laying patterns	137
laying guides	138
important information	140



dart

porcelain



VILLAFIX

Ask about our cement based brush-in grout



Anthracite



Cream



Flint

PREMIER

dartsilver




900x600mm

20mm thickness
R11 Slip Skid

contrasting cubics wall cladding







900x600mm


20mm thickness
R11 Slip Skid

contrasting cubics wall cladding



VILLAFIX
Looks great with anthracite brush-in grout






VILLAFIX

Looks great with cream brush-in grout

PREMIER


dartalmond



900x600mm

20mm thickness
R11 Slip Skid

contrasting cubics wall cladding






900x600mm

20mm thickness
R11 Slip Skid

contrasting cubics wall cladding



VILLAFIX
Looks great with flint brush-in grout





nuova porcelain




900x600mm

20mm thickness
R11 Slip Skid

contrasting cubics wall cladding and valore planks





nuovaanthracite



900x600mm

20mm thickness
R11 Slip Skid



VILLAFIX
Looks great with flint brush-in grout





VILLAFIX

Looks great with cream brush-in grout



900x600mm

20mm thickness
R11 Slip Skid





valore

porcelain



valoredarkgrey



900x600mm

20mm thickness
R11 Slip Skid


contrasting colour valore planks



VILLAFIX

Looks great with anthracite brush-in grout





valorelightgrey



900x600mm

20mm thickness
R11 Slip Skid

contrasting cubics wall cladding and valore planks





valoreanthracite



900x600mm

20mm thickness
R11 Slip Skid


contrasting cubics wall cladding and valore planks



VILLAFIX
Looks great with flint brush-in grout



valorebeige



900x600mm


20mm thickness
R11 Slip Skid

contrasting cubics wall cladding and valore planks



accessorise

Let your
imagination
run wild...



150x900mm

20mm thickness
R11 Slip Skid



100x200mm

20mm thickness
R11 Slip Skid




cubicscladding



beige

150x610x7-11mm

3d wall cladding






cubicscladding



multicolor

150x610x7-11mm


3d wall cladding






volcano

cladding



dark



taupe



white



grey

150x610x7-11mm

3d wall cladding





rasa

porcelain



rasa**grey**




900x600mm

20mm thickness
R11 Slip Skid

contrasting colour valore planks





VILLAFIX

Looks great with anthracite brush-in grout

rasabeige



900x600mm

20mm thickness
R11 Slip Skid

contrasting colour valore planks




rasa**nero**



900x600mm

20mm thickness
R11 Slip Skid

contrasting colour valore planks



VILLAFIX
Looks great with anthracite brush-in grout





VILLAFIX

Looks great with anthracite brush-in grout



900x600mm

20mm thickness
R11 Slip Skid

contrasting colour valore planks






quartz


porcelain

quartzgrey




900x450mm

20mm thickness
R11 Slip Skid




VILLAFIX
Looks great with flint brush-in grout





quartzbeige




900x450mm

20mm thickness
R11 Slip Skid





quartzanthracite



900x450mm

20mm thickness
R11 Slip Skid




leonardosand




VILLAFIX

Looks great with cream brush-in grout



900x450mm

20mm thickness
R11 Slip Skid




manhattangrey



900x450mm


20mm thickness
R11 Slip Skid





street porcelain

streetgrey



900x600mm


20mm thickness
R11 Slip Skid



VILLAFIX
Looks great with anthracite brush-in grout




streetgraphite



900x600mm


20mm thickness
R11 Slip Skid



VILLAFIX

Looks great with anthracite brush-in grout

streetsand




900x600mm

20mm thickness
R11 Slip Skid



VILLAFIX
Looks great with cream brush-in grout





VILLAFIX

Looks great with anthracite brush-in grout



900x600mm


20mm thickness
R11 Slip Skid





900x600mm

20mm thickness
R11 Slip Skid



VILLAFIX

Looks great with cream brush-in grout



Italy, known for it's
association with
quality.

Treat your patio
to something
special...



the italian
collection



grey




angers



1000x1000mm

20mm thickness
R11 Slip Skid





angers



1000x1000mm

20mm thickness
R11 Slip Skid







volcano




1000x1000mm

20mm thickness
R11 Slip Skid






volcano



1000x1000mm


20mm thickness
R11 Slip Skid

*also available in 800x800mm






volcano



800x800mm

20mm thickness
R11 Slip Skid






ardesie



multicolor

1200x400mm

20mm thickness
R11 Slip Skid



grey



taupe



ardesie



beige

1200x400mm

20mm thickness
R11 Slip Skid





hard



brown



griege



ash

1200x400mm

20mm thickness
R11 Slip Skid





muralesice



1000x1000mm

20mm thickness
R11 Slip Skid



ice



citron



rocca



Citron



Fossil

1200x600mm

20mm thickness
R11 Slip Skid





traditional buffblend

patio pack
900x600mm
600x600mm
290x600mm
circles


sandstone
22mm calibrated

alternative finishes

Patio pack available with a tumbled weathered finish that gives the slabs a time-worn look that presents a sense of historic drama.

Patio pack also manufactured with a sawn square edge creating a clean, straight, and crisp finish.

example weathered finish



slateblack



patio pack
600x900mm
600x600mm

20mm thickness
sawn square edge




slategrey



patio pack
600x900mm
600x600mm

20mm thickness
sawn square edge



traditionalfernlea



patio pack*
900x600mm
600x600mm
290x600mm
circles

sandstone
22mm calibrated

alternative finishes

*Also available with a tumbled weathered finish that gives the slabs a time-worn look that presents a sense of historic drama.

*Also manufactured with a sawn square edge creating a clean, straight, and crisp finish.

traditionalumbra



patio pack*
900x600mm
600x600mm
290x600mm
circles

sandstone
22mm calibrated

benefits from varying tones of light grey with occasional hints of beige

alternative finishes

*Also available with a tumbled weathered finish that gives the slabs a time-worn look that presents a sense of historic drama.


*Also manufactured with a sawn square edge creating a clean, straight, and crisp finish.

traditionalautmnbrown



patio pack

sandstone
22mm calibrated



traditionalhavana



patio pack

sandstone
25mm calibrated

alternative finishes

Also available with a tumbled weathered finish that gives the slabs a time-worn look that presents a sense of historic drama.



traditionalheather



**patio pack
circles**

sandstone
22mm calibrated




traditionalfossil



**patio pack
900x600mm
600x600mm**

sandstone
22mm calibrated





fernlea



autmn brown

sandstone
18mm calibrated



umbra



buff blend

sandstone
18mm calibrated



traditional carbon



patio pack*
900x600mm*
600x600mm
circles

limestone
22mm calibrated

alternative finishes

Patio pack available with a tumbled weathered finish that gives the slabs a time-worn look that presents a sense of historic drama.

*Also manufactured with a sawn square edge creating a clean, straight, and crisp finish.



traditionalaqua



patio pack* 600x900mm sawn square edge

limestone
22mm calibrated

alternative finishes

*Also available with a tumbled weathered finish that gives the slabs a time-worn look that presents a sense of historic drama.

*Also manufactured with a sawn square edge creating a clean, straight, and crisp finish.




traditionaldove



patio pack 600x900mm

limestone
sawn square edge
22mm calibrated



traditional

citron

patio pack* 600x900* circles

limestone
25mm calibrated

alternative finishes

Patio pack also available with a tumbled weathered finish that gives the slabs a time-worn look that presents a sense of historic drama.

*Also manufactured with a sawn square edge creating a clean, straight, and crisp finish.



The National Trust have worked together with established paving manufacturer Westminster Stone to create a collection of authentic paving and landscaping products influenced by National Trust properties and gardens across the country.

Crafted with meticulous attention to detail, our products are faithful reproductions taken from historic originals, to create stimulating and evocative outdoor spaces.



kitchen garden barrington

patio pack



roman villa chedworth terracotta

420x420mm




block carbon

mixed
150x150mm
150x200mm
150x250mm

single
150x200mm

limestone
50mm calibrated
sawn edges
weathered




blockdove



mixed
150x150mm
150x200mm
150x250mm

limestone
50mm calibrated
sawn edges
weathered



blockcitron



mixed
150x150mm
150x200mm
150x250mm

limestone
50mm calibrated
sawn edges
weathered





cobbles

citron

mixed
150x100mm
150x150mm
150x200mm

25–40mm

single
200x100mm
100x100mm

30–50mm
limestone

also available in

fernlea
carbon
umbra
buff blend
fossil

alternative finishes

Also available with a tumbled weathered finish that gives the cobbles a time-worn look that presents a sense of historic drama.



cobblesfernlea



mixed
150x150mm
150x200mm
150x250mm

single
200x100mm
100x100mm

limestone
25–40mm

30–50mm

alternative finishes

Also available with a tumbled weathered finish that gives the cobbles a time-worn look that presents a sense of historic drama.



cobblescarbon



mixed
150x150mm
150x200mm
150x250mm

single
200x100mm
100x100mm

limestone
25–40mm

30–50mm

alternative finishes


Also available with a tumbled weathered finish that gives the cobbles a time-worn look that presents a sense of historic drama.



granite setts

**100x100mm
200x100mm**

silver grey granite
50mm



circles



2.4m & 3m

limestone
sandstone
includes squaring-off kit

citron available in 3m only

circles



heather



umbra



buff blend



carbon



fernlea



fossil

walling



**mixed fossil cobbles
creating a drystone
wall...**



carbon



***fernlea**



fossil

**mixed
365x100mm
300x100mm
220x100mm**

sandstone & limestone
50-70mm



***umbra**

**single
220x100mm***

accessories



stepping stones

fossil
buff blend
fernlea
umbra



tallow

carbon

shadow

edgings

600x180x30mm



tallow



olive



shadow



carbon (wet)

steps

1000x350x50mm

VILLAFIX

✓ Lay ✓ Finish ✓ Protect ✓ Care

Porcelain and stone paving solutions

The quality of the installation and your pavings longevity, are greatly influenced by the materials used during four key stages.

We are delighted to introduce **VillaFix Porcelain and Paving Solutions**, made specifically to help you Lay, Finish, Protect and Care for your new patio.

Protect your new investment with our **VillaFix Patio Guard**. Ask your local stockist for more information.



SBR 5LTR

A professional grade SBR bonding agent and mortar additive formulated especially for the paving industry. Promotes the adhesion of natural stone and concrete paving to bedding mortar whilst also offering excellent freeze thaw resistance. Increases the water resistance and handling characteristics of mortar.

- ✓ 200ml per 1kg of cement
- ✓ Reduces shrinkage & cracking
- ✓ Freeze thaw resistance
- ✓ High solids content over 30%
- ✓ Improves the strength and workability of sand & cement bases and rendering



PORCELAIN & STONE ADHESIVE 15KG

Introducing our leading, high-performance polymer modified, single part, highly flexible, rapid setting, non-slip, cement based adhesive, formulated to provide enhanced properties of adhesion to a variety of surfaces on walls and floors in external and internal situations.

- ✓ Coverage 4-7.5m² approx.
- ✓ Rapid bond strength development
- ✓ Excellent initial grab
- ✓ Highly flexible
- ✓ Exceeds requirements of BS/EN 12004 C2FTS1



PORCELAIN & STONE PRIMER 15KG

A highly polymer modified slurry bond coat for use with porcelain tiles and natural stones. Creates an exceptionally strong bond between the paving and bedding mortar. Essential for porcelain and granite. Dramatically reduces the potential of staining and framing from the cement-based bedding mortar.

- ✓ Coverage 15m² approx.
- ✓ Easy to mix & apply
- ✓ Brush application
- ✓ Long working time
- ✓ Exceeds the requirements of BS/EN7533

All VillaFix products are manufactured to the highest quality standards using state of the art equipment under the supervision of our highly experienced and highly qualified team in our laboratories. The manufacturing process follows exhaustive product development and the selective use of raw materials from approved suppliers with the required certificates of quality and conformity. Every batch of material produced is then rigorously tested to conform to our stringent laid down parameters.

A comprehensive range of jointing products for all budgets and all applications. Bearing the VillaFix name, all of these products are high performance products designed to meet the most challenging situations. The perfect option for your beautiful new paving project.



CEMENTITIOUS BRUSH-IN GROUT 12.5KG

A high performance cementitious, fast and easy to apply, brush in grout developed specifically for use on patios. Once brushed into joints, you simply spray with water and remove surface excess. This process saves hours over traditional methods.

- ✓

For use in joints 4-25mm
- ✓

Easy to apply and clean off
- ✓

Cures in 6 hours at 20 degrees
- ✓


Available in 3 colours



Anthracite



Cream



Flint

Approximate coverage per 12.5kg tub

Joint size	4 x20mm	6x20mm	8x20mm	10x20mm
600x600mm	23.67m ²	15.86m ²	11.95m ²	9.61m ²
800x800mm	31.48m ²	21.07m ²	15.86m ²	12.73m ²
900x450mm	23.68m ²	15.87m ²	11.96m ²	9.62m ²
900x600mm	28.36m ²	18.98m ²	14.30m ²	11.49m ²
1200x600mm	31.49m ²	21.08m ²	15.87m ²	12.74m ²
1000x1000mm	39.30m ²	26.28m ²	19.77m ²	15.86m ²
1200x400mm	23.69m ²	15.88m ²	11.97m ²	9.63m ²



JOINTING COMPOUND 15KG

Ready to use patio jointing compound - just wet surface thoroughly and brush the material into the joints. Then sweep of excess material, finally washing the paved area with clean water. Left over material can be stored in the tub if completely covered in water.

Not suitable for driveways and porcelain tiles, or other impermeable flagstones

- ✓

Coverage 8-12m² approx.
- ✓

Ready to use - no mixing
- ✓

No pigments or dyes
- ✓

Cement & epoxy free
- ✓

Permeable
- ✓

Walk on in 24 hours



Basalt



Black



Buff



Granite Sand



Grey Stone



Fine Grey



PORCELAIN & STONE GROUT 15KG

A highly polymer modified, flexible and fast setting grout range suitable for use with porcelain tiles and natural stones. Perfect for use on patios and wall cladding as well as on interior walls and floors. It is efflorescence free and offers anti mould properties.

- ✓

Efflorescence free
- ✓

Fast setting and flexible
- ✓

High water resistance
- ✓

Available in 5 colours
- ✓

Easy to mix, apply and clean off



Black




Cream



Cappuccino



Slate Grey



Silver Grey

Joint size	3 x16mm	3x20mm	5x16mm	5x20mm	7x16mm	7x20mm
600x600mm	46.88m2	37.5m ²	28.3m ²	22.39m ²	20.0m ²	16.13m ²
800x800mm		50.0m ²		30.0m ²		21.43m ²
900x200mm		24.59m ²		14.85m ²		10.64m ²
900x450mm		37.5m ²		22.39m ²		16.13m ²
900x600mm	55.56m2	45.45m ²	34.1m ²	26.79m ²	24.19m ²	19.23m ²
1000x600mm		46.88m ²		28.3m ²		20.0m ²
1200x400mm		37.5m ²		22.39m ²		16.13m ²
1200x600mm		60.0m ²		35.71m ²		25.86m ²
1200x300mm		36.58m ²		21.74m ²		15.62m ²
Patio pack		29.41m ²		17.44m ²		12.60m ²



COLOUR ENHANCING SEALER 5LTR & 1 LTR

Use to protect your stone and enhance its look at the same time. A water-based, breathable high performance sealer and enhancer which deepens and brings out the natural colour of stone, leaving a sheen to the surface. It seals and protects against water penetration and liquid spills. Suitable for all unpolished natural stone.

- ✓ Coverage 8 -16m² per litre
- ✓ Enhances, seals, and protects
- ✓ Single coat application for speed and cost savings
- ✓ Stain resistant
- ✓ Ideal for use on unpolished natural stones



INVISIBLE SEALER 5LTR & 1 LTR

Use to help prevent staining of your stone patio or driveway. A water-based, breathable high performance sealer. This product protects and seals all types of natural stone and concrete paving with minimal change to the original character, ensuring your paving looks the same as when installed. Protecting your paving from stains and spills will help enhance their lifespan, durability, and appearance.

- ✓ Coverage 15-20m² per litre
- ✓ Minimises water penetration
- ✓ Single coat application for speed and cost savings
- ✓ Stain resistant
- ✓ Ideal for use on unpolished natural stones



PORCELAIN GROUT REMOVER 5LTR & 1 LTR

Use to remove grout films. A trade formulation acid-based cleaning solution that helps to remove, grout. Suitable for porcelain.

- ✓ Acid based cleaner
- ✓ Cleans off building site dirt and grime
- ✓ Removes grout residues from porcelain tiles
- ✓ Powerful and effective
- ✓ Porcelain safe

HOMEOWNER PATIO GUARD

Speak to your local stockist to get your approved maintenance pack



BLACKSPOT & ALGAE REMOVER 5LTR & 1 LTR

Use to remove algae and blackspot (a type of lichen) that often thrive in damp and shaded areas. This is a powerful and easy to use treatment that breaks down and eliminates algae & blackspot growing on walls, patios, decking, fences, roofs, paths, driveways, garden containers and planters. Simply spray on and leave for 24 hours, no scrubbing required. Provides long lasting protection against re-growth.

- ✓ Removes algae & black spot
- ✓ Results in 24 hours
- ✓ Simple to use. 1ltr with spray applicator
- ✓ Long lasting protection
- ✓ Prevents re-growth



PORCELAIN & STONE CLEANER 5LTR & 1 LTR

Use to keep a patio or driveway looking like new. This advanced formulation quickly removes years of dirt and grime. Apply to the area to be treated to remove everyday dirt and grime and stubborn stains. Suitable for all-natural stone and porcelain tiles. Ideal for all brickwork, walls, masonry, steps, driveways, and patios.

- ✓ Removes everyday dirt and grime
- ✓ Heavy duty cleaner
- ✓ Ideal for patios & driveways, stonework, brick, ornaments & steps
- ✓ 2 in 1 formulation
- ✓ Cleans and prevents re-growth



RUST STAIN REMOVER 5LTR & 1 LTR

A powerful organic formulation designed to break down and remove orange oxide (rust) stains left by iron objects rusting. Suitable for all-natural stone and porcelain paving.

- ✓ Removes rust stains
- ✓ Powerful and effective
- ✓ Organic formulation

getting started

Carefully consider the suitability of the product for your project. We cannot accept responsibility for any project where the products were unsuitable or were incorrectly installed. Please speak to your local stockist for advice if you are unsure of the suitability. You should also allow about 10% for wastage and cutting on the total meterage.

Have all packs delivered to complete the whole job as later batches may have variations in colour, shade, finish or size. With all products you must mix from all the packs when laying as this will minimise any dramatic shade variance on the finished scheme.

All products should be inspected prior to installation and defects reported to the stockist immediately.

Porcelain packs must be checked that the batch codes are similar. Please note that once the paving is laid and installed it is deemed to be fit for purpose and Stone and Porcelain Supplies will not accept any liability for any claims whatsoever that may arise thereafter.


Preparation

Before commencing the project, it is necessary to consider where the surface water is going. Legislation does not permit water from a hard paved area to be discharged onto the public road or into a communal drainage system.


The water should be confined to the property. Ideally design the paved area to allow the surface water to run off onto a lawn or surrounding borders. Alternatively create an adjacent rain garden, an area of decorative aggregate where the surface water will drain. This area should be 10% of the total paved area.

If your new design does not allow for any of the above, considerations should be always be given to a propriety soakaway which should be installed below the newly paved area but must be at least 5m from your property. Simple linear drainage will then discharge into the soakaway. We recommend you attempt to design the paved area with falls away from buildings typically 1:80 for stone and 1:60 for porcelain. After marking out the area to be paved remove all topsoil and dig down a total depth of 100-150mm depending on the quality of the subgrade. Vehicular areas should always have a sub-base depth of 150mm minimum.


You must ensure that the finished level of the paved area is at least 150mm below damp proof course of any adjacent building.



9m²



5.8m²




15.3m²


900x600mm13 Pieces

600x600mm13 Pieces

600x290/5mm13 Pieces

290/5x290/5mm9 Pieces






18.9m²


900x600mm16 Pieces

600x600mm16 Pieces

600x290/5mm16 Pieces

290/5x290/5mm12 Pieces






22.8m²

900x600mm17 Pieces

600x600mm20 Pieces

600x290/5mm20 Pieces

290/5x290/5mm24 Pieces



laying guides

Laying flagstones

Lay a suitable sub base material such as a crushed hardcore well compacted onto the subgrade. This is followed by a 30-50mm of a suitable concrete laying course. All paving must be laid on a full bed that supports the whole flagstone or tile.

Before laying the flagstone an application of VillaFix Porcelain & Stone Primer to the underside will improve adhesion. Carefully lay the flagstone and tap into place with a rubber mallet to the correct level. Place the next flag with an adequate joint and continue with the appropriate laying pattern. Avoid cross joints when laying. Lay full flagstones first and complete the cuts at the end. After a few days, the joints can be pointed with a mortar. Alternatively, joints can be filled using VillaFix Jointing Compound which is an all weather brush in, resin sand compound. Consideration can be given to using cementitious VillaFix Porcelain & Stone Brush-In Grout especially where narrow joints of 10mm or less are used.

All Stone Paving flagstones are designed to be laid with joints. All cement and grout stains on the face must be washed off immediately or the flagstones will be permanently stained. The use of acids to clean off mortar or other stains is not recommended as it can have a detrimental effect on the product.

When laying circles start from the centre stone and work outwards. If contained within a patio lay circle first.

Laying natural stone block paving

Natural Stone Block Paving has the advantage of being installed in the same way as concrete block paving but with the added attraction of using a natural material with its aesthetic appeal and greater durability. The proposed paved area requires edge restraints to be initially installed to contain the block paving. These can be existing walls or paving. Otherwise new ones can be formed by a single block paving course with concrete haunching and bed. Lay a suitable sub-base material, well compacted followed by 40-50mm of coarse sharp sand screeded for the block paving to be laid on top. The level of the sharp sand requires a small surcharge to allow for final compaction. The block paving should be laid with the 3 sizes in a stretcher bond and a joint of 2-5mm created between the blocks. Whole blocks are laid first always starting at the bottom of any slope followed by cutting in using a disc cutter. The area is then swept with kiln dried sand filling all the joints leaving a small surplus on the surface. Using a vibrating compactor pass over the area 2/3 times to complete the installation. The use of a rubber mat attached to the vibrating compactor should be considered.

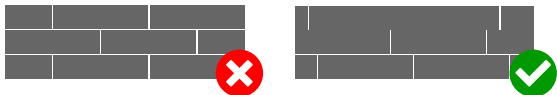
Laying porcelain

Porcelain paving tiles can be laid similar to natural stone flagstones. However, most importantly, a suitable slurry tile primer such as VillaFix Porcelain & Stone Primer is necessary and must be applied to the reverse of each tile prior to laying to achieve full adhesion. Without this coating, adhesion of the tile may fail. Alternatively, the porcelain paving tiles can be laid onto a concrete base using VillaFix Porcelain & Stone Adhesive.

Joint width is 4-25mm. The joints must be impermeable and this can be best achieved by using our cementitious VillaFix Porcelain & Stone Brush-In Grout or VillaFix Porcelain & Stone Grout.

As there may be slight colour variations in manufacturing, please ensure tiles are supplied from similar batches.

When laying, you are recommended not to stagger the rectangular tiles by more than 100mm for tiles up to 1 metre long and 250mm for tiles over 1 metre long.



important information

The products

The colour of the products in this brochure is indicative only due to the printing process and you should visit your local Stockist to view the product.

By its nature all stone varies in colour and finish and may contain imperfections such as iron oxides. As the stone weathers, colour variation can occur due to the mineral content oxidising and may also attract organic growth. Also some delamination of the surface may occur but all these factors are not detrimental to the performance of the stone. This is the inherent beauty of natural stone.

The effect of the cement content in the joints and base material may result in the temporary effect of efflorescence which may appear as a white deposit on the surface of the stone which will diminish over time.

All sizes are nominal and are subject to generous production tolerances of up to ± 10mm. All flagstones and tiles are cut to allow for joints in the installation process.

Maintenance and aftercare

Our experience has proven that the use of incorrect materials can have a detrimental effect on the product itself. As such, we have designed a suite of products for each stage making it easy to lay, finish, protect and care for your paving.

Please make sure that your landscaper is using VillaFix products during installation. Stone and Porcelain Supplies only recommends the use of VillaFix and will not accept any liability resulting from the use of any other propriety brands. Please carefully follow the instructions and recommendations on all VillaFix products. Stone and Porcelain Supplies will not accept responsibility for any misuse of VillaFix products .

Stone and Porcelain Supplies products require sweeping on a regular basis to remove general dirt and detritus that accumulates on any external paved area. Washing with water and a stiff broom will assist in the cleaning. If using a power washer care must be taken not to dislodge the pointing from the joints and overuse may also affect the surface of the natural stone flags. For more stubborn stains apply VillaFix products only.

Acids must not be used on natural stone as this will affect the colour and finish of the stone.

Consideration can be given to sealing of the natural stone. You should allow a reasonable time to fully cure all the materials used during the installation and in any case ensure a minimum of six weeks has lapsed. Sealants can be applied for the future ease of cleaning as well as offering some protection to the surface. VillaFix Invisible Sealer or VillaFix Colour Enhancing Sealer are available. Before using any VillaFix Lay, Protect & Care products always try a small, inconspicuous test area and only proceed when satisfied.

Health & safety

Many products from Stone and Porcelain Supplies are heavy to lift and care should be taken when handling. Always wear protective gloves, footwear and clothing. When cutting, safety goggles and face mask are to be worn. Please refer to VillaFix Data Sheets for H&S information. Any product over 20kg should be treated in accordance with current Manual Handling legislation available from the Health & Safety Executive. This and other H&S information can be found on www.hse.gov.uk.

important information

Your local stockist

The only way to buy one of our products is through our national network of stockists. If you would like us to tell you who your nearest stockist is, please contact us directly:

- Call our customer services team on 0333 600 4567
- Go online at stoneandporcelainsupplies.co.uk
- Email sales@stoneandporcelainsupplies.co.uk

Guidance

Laying guidance is for your information only and not comprehensive, for more detailed information you should consult BS 7533-101 August 2021. Alternatively, visit **www.pavingexpert.com**, or seek expert advice from a landscaping professional.

Please note that all images featured in this brochure are for illustrative purposes only. While we strive to ensure the highest accuracy in representing our products, variations in colour, texture, and appearance may occur. These differences can result from factors such as lighting conditions, settings, and the natural characteristics of materials used. Consequently, it is impossible to guarantee that the product will look exactly the same in every application. **We recommend** viewing actual samples whenever possible to ensure satisfaction with your final choice.

All sizes and weights are nominal.

Footnote

All information is considered correct at time of going to press and Stone and Porcelain Supplies cannot be held responsible for any errors or omissions. Furthermore, in the interest of continued product development, we reserve the right to change colours, designs or specifications without prior notice. All products are supplied subject to the appropriate terms & conditions available on our website www.stoneandporcelainsupplies.co.uk.

No part of this brochure may be reproduced without written permission from Stone and Porcelain Supplies.

Stone and Porcelain Supplies would like to thank all those who contributed to the creation of this brochure.



quartzgrey

Page 51

Your local Stone and Porcelain Paving stockist



sales@stoneandporcelainsupplies.co.uk
stoneandporcelainsupplies.co.uk