



# // paving ancillary products

**nexus**<sup>®</sup>  
PROFESSIONAL SURFACING SYSTEMS

[www.nexusprosystems.co.uk](http://www.nexusprosystems.co.uk)

t: 01937 858000

2018



# welcome...

... to our latest product brochure showcasing our ever expanding range of innovative surfacing solutions for the paving, landscaping and driveway industries. This brochure includes product information, technical data and application photography to provide inspiration.

Granite setts pointed using ProJoint™ V75-WT™ in Mid-grey

## // contents

Company Introduction	4
----------------------	---

## // paving ancillaries

<b>ProJoint™ Resin Jointing Systems</b>	<b>6</b>
- Resin pointing introduction	7
- ProJoint™ vs traditional mortar	8
- Product selector	9
- Fusion™ resin pointing system	10
- Max™ resin pointing system	12
- V75-WT™ resin pointing system	14
- V400-WT™ resin pointing system	16
- V35-UV™ resin pointing system	18
- Porcelain Primer	20
- Porcelain Grout	22
- ProJoint™ case studies	24
<b>PaveCare™ Paving Sealants and Cleaning</b>	<b>26</b>
- Sealants and cleaning introduction	27
- PRO-410™ paving sealer	28
- PRO-810™ paving sealer	30
- Paving and driveway cleaner	32
<b>ProJoint™ Tools &amp; Accessories</b>	<b>33</b>
<b>Enquiries &amp; Technical Sales</b>	<b>35</b>



## // company introduction

Nexus<sup>®</sup> Professional Surfacing Systems is a specialist supplier of innovative products to the paving, landscaping and driveway industries. Our product portfolio includes a range of paving ancillary products including unique resin jointing systems for pointing between paving slabs and setts, and a range of paving care products.

Our mission is to:

- provide proven, profitable solutions to conquer everyday paving challenges;
- discover, develop and deliver innovative surfacing solutions;

and to:

- share our knowledge and experience and provide excellence in customer relations.

### nex-us

- *noun, plural nex-us-es, nex-us.*

1. a means of connection; tie; link
2. a connected series or group
3. the core or centre, as of a matter or situation
4. Cell Biology: a specialised area of the cell membrane involved in intercellular communication and adhesion





## // paving ancillaries

**ProJoint™**  
resin jointing systems

## // resin pointing introduction

Our ProJoint™ resin pointing systems are a revolutionary advancement over using traditional sand and cement mortar. For decades, filling (pointing) the joints between paving slabs and setts with traditional mortar has been a skilled, laborious and time consuming chore.

Often on a paving project, traditional wet mortar pointing can take nearly as long as laying the paving area itself. First impressions count and nowhere is this more apparent in paving projects, where good or bad pointing can make or break a job.

Weather during pointing has always been important; all contractors who have laid paving will no doubt have experienced the extreme frustration of not being able to point due to inclement weather conditions, resulting in payment being held back by customer for an otherwise completed job.

ProJoint™ resin pointing systems have a number of distinct advantages and have a proven record of strength and durability. Contractors are mainly attracted by the speed of installation reducing labour time and ease of use.

With years of cumulative experience and technical knowledge we have built up the largest UK manufactured range of resin pointing systems and recently have added a new specialist range for demanding and high profile installations.

*We have a product for every application; be it a domestic patio or a busy city centre streetscape...*





# ProJoint™ resin pointing VS traditional mortar pointing

*Here is an outline of the 7 most important advantages of using ProJoint™ against traditional sand and cement mortar pointing in paving joints:*

- ✓ **Speed and efficiency** - reduces labour time and therefore cost.
- ✓ **Ease of use** - doesn't require skilled or expensive labour and no more kneeling or bending.
- ✓ **High strength** - epoxy resin products suitable for medium to heavy traffic loads.
- ✓ **Frost resistance** - very frost resistant and resistant to extreme changes in temperature.
- ✓ **Weather during application** - fast to use, so only a short window of opportunity required and being applied to damp paving means that inclement weather is not a problem. All products can be used in light rain. Application temperatures from 0°C to +30°C possible and will not develop cracks like sand and cement due to drying out too quickly in the sun.
- ✓ **Longevity** - designed to outlast traditional mortar and de-icing salt, pressure washer and sweeper resistant.
- ✓ **Professional** - consistent results can be obtained very easily every time with correct colour matching and finish. No cement staining and no returning for cleaning once the job is complete!



## // ProJoint™ product selector

*This shows an overview of our full pointing system ranges and helps you select the right product for your application:*

### Standard Range:

**ProJoint™ Fusion™**



page 10



A ready to use all weather paving joint compound which is brushed and washed into joints and left to air cure. Suitable for paving subjected to pedestrian traffic. Perfect for DIY use.

**ProJoint™ MAX™**

page 12



A high strength epoxy paving grout suitable for vehicles up to 3.5 tonnes. Part mixed components for fast application - all supplied in its own mixing tub.

### Professional Range:

**ProJoint™ V75-WT™**

page 14



A two-part epoxy resin system applied as a slurry to dampened paving. High cure strength suitable for vehicle traffic up to 7.5 tonnes. Increased water tolerance for use in damp conditions.

**ProJoint™ V400-WT™**

page 16



Very similar to the V75-WT™ but ultra high cure strength for vehicle traffic up to 40 tonnes. Increased water tolerance for use in damp conditions. Ultimate strength system.

### Specialist Range:

**ProJoint™ V35-UV™**

page 18



A very advanced but easy to use system which is designed for sensitive and expensive stone. It is a one-part PU resin system which is 100% UV stable. Long workability time suitable for narrow joints and hot weather. Suitable for vehicle traffic up to 3.5 tonnes and has water tolerance.

**ProJoint™ PORCELAIN™**

page 20



Specially formulated primer and grout for porcelain paving. ProJoint Porcelain has been developed for joint widths of 2-20mm and is ideal for internal and external use.



# ProJoint™ Fusion™

## All weather paving joint compound

The quick and easy solution to filling joints between paving slabs and setts, suitable for natural stone and concrete paving. So simple to use, ProJoint™ Fusion™ allows an untrained hand to consistently deliver perfect joints every time - **whatever the weather!**

It delivers a weed free, frost resistant joint, without staining the paving - **saving you time and money.**

- Contractor-sized 15kg tubs
- Suitable for use in wet weather
- Professional strength
- Premixed, ready to use
- Cement free and non hazardous
- Suitable for pedestrian traffic: ideal for paths and patios
- Perfect for DIY use
- Suitable for natural stone and concrete paving, setts and slabs



Packaged in a vacuum packed pouch within the contractor-sized 15kg tub with lid colours that denote the product colour. ProJoint™ Fusion™ is available in four colours (shown below):

- Neutral (buff)
- Basalt (dark grey)
- Mid-Grey
- Black



## // application instructions & technical information overview

ProJoint™ Fusion™ is a very quick and easy paving joint filler designed for areas of pedestrian paving. For vehicle trafficked areas use one of our 2-part epoxy systems such as ProJoint™ MAX™ or V75-WT™.

### preparation

Ensure the surface of the paving is clean prior to application. Check the joints are cleaned out to a depth of 25mm observing a minimum joint width of 3mm, and that the paving is firmly bedded and stable prior to filling joints.

Paving should be laid on a permeable bedding mix as Fusion™ cures when it dries out so water/rain must have a route of escape.

### application

Apply Fusion™ when surface temperature is above 0°C. Liberally soak the paving first and then empty the mix evenly onto the surface and work quickly into the joints using a brush or squeegee.

Mist the surface and compound with a soft spray of water to flush the material down into the joints. Top up any low joints and repeat as necessary.

Once the water has drained away then sweep the paving with a fresh soft brush at 45° to the joints, and remove any excess. A trowel or iron can be used to achieve a traditional finish if required.



The product can be used in light rain but prolonged and heavy rain will delay the curing process and increase the risk of fluid damage.

ProJoint™ Fusion™ is not recommended for porcelain - please refer to pages 20-23 for ProJoint™ Porcelain™ products. ProJoint™ Fusion™ may highlight and enhance the natural surface colours and textures of the paving - this can be especially noticeable on grey paving, including granite, **so a test area is advised before use.** It is important to spread the mix across the total paving area to ensure the potential effect is uniform. Please note that **this is a temporary effect** and weathering and foot traffic accelerate its disappearance. For extra porous paving or to minimise any effect use V35-UV™.

### coverage

Approx coverage per 15kg tub:

Joint Size:	600 x 600mm slabs	Four Size Indian (600mm series)	100 x 100mm setts
5mm x 25mm	20m <sup>2</sup>	17.2m <sup>2</sup>	3.33m <sup>2</sup>
10mm x 25mm	10m <sup>2</sup>	8.6m <sup>2</sup>	1.67m <sup>2</sup>
15mm x 25mm	6.67m <sup>2</sup>	5.7m <sup>2</sup>	1.11m <sup>2</sup>

See website for ProJoint™ consumption calculator for estimating projects.

Freeze/Thaw resistance: Exceeds RL:BM2:1993

For storage and health and safety information full datasheet available on request.

Order Code:	Item Description:	Colour:	Pack Size:	Pallet Qty:
FUSIONN	ProJoint™ Fusion™	Neutral (buff)	15kg	64
FUSIONG	ProJoint™ Fusion™	Mid grey	15kg	64
FUSIONBA	ProJoint™ Fusion™	Basalt	15kg	64
FUSIONBK	ProJoint™ Fusion™	Black	15kg	64

SEE  
PAGE 34  
FOR APPLICATION  
TOOLS

ONLINE  
PROJOINT™  
CONSUMPTION  
CALCULATOR





# ProJoint™ MAX™

## High strength epoxy paving grout suitable for vehicles up to 3.5 tonnes

Similar to ProJoint™ Fusion™, **ProJoint™ MAX** offers a quick and easy solution to filling joints between paving slabs and setts **BUT in areas of vehicular access**. Suitable for natural stone and concrete paving, ProJoint™ MAX™ is a high strength 2-part epoxy paving grout and is very simple to use.

Resin and sand is supplied ready-mixed within the tub and only requires the addition of the enclosed hardener to activate the chemical cure.

ProJoint™ MAX™ is available in three colours - neutral (buff), mid grey and black - it delivers a weed free, frost resistant joint which resists pressure washing.

- **Part mixed components for fast application, all supplied within its own mixing tub**
- **Suitable for natural stone and concrete paving, slabs or setts**
- **Ideal for pedestrian and vehicular areas (up to 3.5 tonnes)**
- **Professional results: no mess and no returning for cleaning**
- **Self compacting and suitable for joint widths from 5mm upwards**
- **Weed, pressure washer and frost resistant**



## // application instructions & technical information overview

### preparation

Ensure the joints are cleaned out to a minimum depth of 25mm for 3.5t traffic loading, and a minimum joint width of 5mm. Paving must be firmly bedded and stable prior to filling joints and laid on bedding material suitable for the intended traffic loading.

Liberal **wet the paving** prior to mixing allowing the water to soak into the surface. ProJoint™ MAX™ is designed to be mixed in its tub using a plasterers' whisk. When wearing appropriate PPE, **remove the bottle of hardener** from the tub contained within a sealed bag. Open carefully and empty the hardener into the resin/sand mix. Using a plasterers' whisk mix for 3 minutes until the mix becomes a free flowing slurry.



### application

Ensure that the **paving is still wet** and the **surface** temperature is between 0°C and 25°C. **Do not allow the paving to dry out during application** and care should be taken when using the product on dark paving due to high surface temperatures. Empty the mix directly onto the paving and move the mix using a squeegee over the total area, allowing the empty joints to fill completely.

After 10 to 15 minutes use a medium soft brush at 45° to joints and **sweep off the excess sand** leaving the paving clean. It is particularly important to sweep the paving clean before the product cures to ensure any remaining residue does not set on the paving surface. The fluid nature of the mortar means that no further compaction of the joint is required. To achieve a traditional finish, a trowel or iron can be used if necessary once the mortar has begun to cure.

Increased water tolerance means that the product can be used in light rain but does need protecting from prolonged and heavy rain as this will delay the cure and could cause fluid damage. Make sure that any protective cover does not come into contact with the fresh joints; air circulation over joints is required during curing time. Cure times are dependant on temperature and humidity but as a guide can accept foot traffic after 12 hours at 20°C and vehicle traffic after 24 hours at 20°C.



SEE  
PAGE 34 FOR  
MIXING & APPLICATION  
TOOLS

**ProJoint™ MAX is not recommended for porcelain** - please refer to pages 20-23 for ProJoint™ Porcelain™ products. ProJoint™ MAX™ may highlight and enhance the natural surface colours and textures of the paving - this sheen can be especially noticeable on grey paving, including granite, **so a test area is advised before use**. It is important to **spread the mix across the total paving area** to ensure the potential effect is uniform. Please note that **this is a temporary effect** and weathering and foot traffic accelerate its disappearance. For extra porous paving or to minimise any effect use Fusion™ or V35-UV™.

### coverage

Approx coverage per 15kg tub:

Joint Size:	600 x 600mm slabs	Four Size Indian (600mm series)	100 x 100mm setts
5mm x 25mm deep	22.5m <sup>2</sup>	19.5m <sup>2</sup>	4m <sup>2</sup>
10mm x 25mm deep	11.25m <sup>2</sup>	9.75m <sup>2</sup>	2m <sup>2</sup>
15mm x 25mm deep	7.5m <sup>2</sup>	6.5m <sup>2</sup>	1.34m <sup>2</sup>

See website for ProJoint™ consumption calculator for estimating projects.

For storage and health and safety information full datasheet available on request.

Order Code:	Item Description:	Colour:	Pack Size:	Pallet Qty:
MAXN	ProJoint™ MAX™	Neutral (buff)	15kg	50
MAXG	ProJoint™ MAX™	Mid grey	15kg	50
MAXBK	ProJoint™ MAX™	Black	15kg	50

ONLINE  
PROJOINT™  
CONSUMPTION  
CALCULATOR



Neutral/Buff

Mid-Grey

Black



# ProJoint™ V75-WT™

## 2-part epoxy resin mortar system suitable for vehicles up to 7.5 tonnes with increased water tolerance

A specialist solution to filling joints between paving slabs and setts, suitable for natural stone and concrete paving on pedestrian and vehicular areas with medium to heavy vehicle loads up to 7.5 tonnes.

The two part epoxy resin system is easily mixed and quickly applied as a slurry to dampened paving. It has increased water tolerance to give the great advantage enabling use in damp weather and light rain.

Its high performance means that it is used widely for domestic and commercial projects where medium traffic loading is required and when laid in times of inclement weather.

- Two part resin based mortar system, cement free
- Medium to heavy traffic loads up to 7.5 tonnes, ideal for driveways and high traffic areas
- Fast application
- Easy: No more bending or kneeling and much less effort
- Applied to wet surfaces plus increased water tolerance for use in light rain
- Professional results: no mess, and no returning for cleaning
- Self compacting and suitable for joint widths from 5mm upwards
- Weed, pressure washer and frost resistant
- Colours available: Neutral (buff), Mid-Grey and Black



## // application instructions & technical information overview

### preparation

Ensure the joints are cleaned out to a minimum depth of 25mm for 7.5t traffic loading, and a minimum joint width of 5mm. Paving must be firmly bedded and stable prior to filling joints and laid on bedding material suitable for the intended traffic loading. Liberally wet the paving prior to mixing allowing the water to soak into the surface.

V75-WT™ should be mixed by using a plasterers' whisk. Add the sand to a mixing vessel and when wearing appropriate PPE, pour the resin and hardener together and begin mixing. Mix for around two minutes until thoroughly mixed and then add 3 litres of water to the mix (equivalent to 2 of the resin containers). Mix for a further three minutes until the mix becomes a free flowing slurry.



Demonstration shown using neutral colour sand

### application

Ensure that the paving is still wet and **surface** temperature is between 0°C and 25°C. Do not allow the paving to dry out during application and care should be taken when using the product on dark paving due to high surface temperatures. Empty the mix directly onto the paving and move the mix using a squeegee over the total area allowing the empty joints to fill completely.

After 10 to 15 minutes use a medium soft brush at 45° to joints and sweep off the excess sand leaving the paving clean. It is particularly important to sweep the paving clean before the product cures to ensure any remaining residue does not set on the paving surface. The fluid nature of the mortar means that no further compaction of the joint is required. A trowel or iron can be used if necessary once the mortar has begun to cure to achieve a traditional finish.

Increased water tolerance means that the product can be used in light rain but does need protecting from prolonged and heavy rain as this will delay the cure and could cause fluid damage. Make sure that any protective cover does not come into contact with the fresh joints; air circulation over joints is required during curing time. Cure times are dependant on temperature and humidity but as a guide can accept foot traffic after 12 hours and vehicle traffic after 24 hours.



ProJoint™ V75-WT is not recommended for porcelain - please refer to pages 20-23 for ProJoint™ Porcelain™ products. V75-WT™ may highlight and enhance the natural surface colours and textures of the paving - this sheen can be especially noticeable on grey paving, including granite, **so a test area is advised before use. It is important to spread the mix across the total paving area** to ensure the potential effect is uniform. Please note that **this is a temporary effect** and weathering and foot traffic accelerate its disappearance. For extra porous paving or to minimise any effect use Fusion™ or V35-UV™.

### coverage

Approx coverage per 27kg kit:

Joint Size:	600 x 600mm slabs	Four Size Indian (600mm series)	100 x 100mm setts
5mm x 25mm deep	45m <sup>2</sup>	39m <sup>2</sup>	8m <sup>2</sup>
10mm x 25mm deep	22.5m <sup>2</sup>	19.5m <sup>2</sup>	4m <sup>2</sup>
15mm x 25mm deep	15m <sup>2</sup>	13m <sup>2</sup>	2.67m <sup>2</sup>

See website for ProJoint™ consumption calculator for estimating projects.

For storage and health and safety information full datasheet available on request.

Order Code:	Item Description:	Colour:	Pack Size:	Pallet Qty:
V75N	ProJoint™ V75-WT™	Neutral (Buff)	27kg	42
V75G	ProJoint™ V75-WT™	Mid grey	27kg	42
V75B	ProJoint™ V75-WT™	Black	27kg	42

ONLINE  
PROJOINT™  
CONSUMPTION  
CALCULATOR



Neutral/Buff

Mid-Grey

Black



# ProJoint™ V400-WT™

## 2-part epoxy resin mortar system suitable for vehicles up to 40 tonnes with increased water tolerance

The ultimate solution to filling joints between paving slabs and setts, suitable for standard natural stone and concrete paving on pedestrian and vehicular areas with heavy vehicle loads up to 40 tonnes.

The two part epoxy resin system is easily mixed and quickly applied as a slurry to dampened paving. It has increased water tolerance to give the great advantage enabling use in damp weather and light rain.

Its ultra high strength means that it is used in the most demanding of environments where heavy traffic loading is required and when laid in times of inclement weather.

- Two part resin based mortar system, cement free
- Heavy traffic loads up to 40 tonnes, ideal for high traffic areas and roadways
- Fast application
- Easy: no more bending or kneeling and much less effort
- Applied to wet surfaces and increased water tolerance for use in light rain
- Professional results: no mess, and no returning for cleaning
- Self compacting and suitable for joint widths from 5mm upwards
- Weed, pressure washer and frost resistant
- Colours available: Neutral (buff), Mid-Grey and Black



## // application instructions & technical information overview

### preparation

Ensure the joints are cleaned out to a minimum depth of 25mm for 40t traffic loading, and a minimum joint width of 5mm. Paving must be firmly bedded and stable prior to filling joints and laid on bedding material suitable for the intended traffic loading. Liberally wet the paving prior to mixing allowing the water to soak into the surface.

V400-WT™ should be mixed by using a plasterers' whisk. Add the sand to a mixing vessel and when wearing appropriate PPE, pour the resin and hardener together and begin mixing. Mix for around two minutes until thoroughly mixed and then add 3 litres of water to the mix (equivalent to 2 of the resin containers). Mix for a further three minutes until the mix becomes a free flowing slurry.



Demonstration shown using neutral colour sand.

### application

Ensure that the paving is still wet and **surface** temperature is between 0°C and 25°C. Do not allow the paving to dry out during application and care should be taken when using the product on dark paving due to high surface temperatures. Empty the mix directly onto the paving and move the mix using a squeegee over the total area allowing the empty joints to fill completely.

After 10 to 15 minutes use a medium soft brush at 45° to joints and sweep off the excess sand leaving the paving clean. It is particularly important to sweep the paving clean before the product cures to ensure any remaining residue does not set on the paving surface. The fluid nature of the mortar means that no further compaction of the joint is required. A trowel or iron can be used if necessary once the mortar has begun to cure to achieve a traditional finish.

Increased water tolerance means that the product can be used in light rain but does need protecting from prolonged and heavy rain as this will delay the cure and could cause fluid damage. Make sure that any protective cover does not come into contact with the fresh joints; air circulation over joints is required during curing time. Cure times are dependant on temperature and humidity but as a guide can accept foot traffic after 12 hours and vehicle traffic after 24 hours.



ProJoint™ V400-WT is not recommended for porcelain - please refer to pages 20-23 for ProJoint™ Porcelain™ products. V400-WT™ may highlight and enhance the natural surface colours and textures of the paving - this sheen can be especially noticeable on grey paving, including granite, **so a test area is advised before use. It is important to spread the mix across the total paving area** to ensure the potential effect is uniform. Please note that **this is a temporary effect** and weathering and foot traffic accelerate its disappearance. For extra porous paving or to minimise any effect use Fusion™ or V35-UV™.

### coverage

Approx coverage per 27kg kit:

Joint Size:	600 x 600mm slabs	Four Size Indian (600mm series)	100 x 100mm setts
5mm x 25mm deep	45m <sup>2</sup>	39m <sup>2</sup>	8m <sup>2</sup>
10mm x 25mm deep	22.5m <sup>2</sup>	19.5m <sup>2</sup>	4m <sup>2</sup>
15mm x 25mm deep	15m <sup>2</sup>	13m <sup>2</sup>	2.67m <sup>2</sup>

See website for ProJoint™ consumption calculator for estimating projects.

For storage and health and safety information full datasheet available on request.

Order Code:	Item Description:	Colour:	Pack Size:	Pallet Qty:
V400N	ProJoint™ V400-WT™	Neutral (Buff)	27kg	42
V400G	ProJoint™ V400-WT™	Mid grey	27kg	42
V400B	ProJoint™ V400-WT™	Black	27kg	42

ONLINE  
PROJOINT™  
CONSUMPTION  
CALCULATOR



Neutral/Buff

Mid-Grey

Black



# ProJoint™ V35-UV™



## 1-part PU resin mortar system with 100% UV stability designed for sensitive and expensive stone

A very advanced but simple to use solution to filling joints between paving slabs and setts, suitable for all types of natural stone and concrete paving on pedestrian and vehicular areas up to 3.5 tonnes.

The single component PU resin is mixed with the sand in the kit and applied to paving using either a brush or squeegee. It offers a long processing time which makes it especially suited for paving with narrow joints and for use in hot weather. Shower resistant. It forms a UV stable, strong, weed free, frost and pressure washer resistant joint.

Specifically designed for sensitive and expensive stone V35-UV™ it is the perfect partner for the most prestigious of projects.

- One part PU resin based mortar system, cement free
- Light to medium traffic loads up to 3.5 tonnes
- Fast application
- Easy: no more bending or kneeling and much less effort
- Long working time ideal for narrow joints and hot weather
- Professional results: no mess, and no returning for cleaning
- Suitable for joint widths from 5mm upwards
- Weed, pressure washer and frost resistant
- Colours available: Neutral (buff), Mid-Grey and Black



## // application instructions & technical information overview

### preparation

Ensure the joints are cleaned out to a minimum depth of 25mm for 3.5t traffic loading, and a minimum joint width of 5mm. Paving must be firmly bedded and stable prior to filling joints on bedding material suitable for the intended traffic loading.

V35-UV™ should be mixed by using a plasterers' whisk. Add the sand to a suitable bucket and, when wearing appropriate PPE, pour in the resin and begin mixing. Mix for around three minutes until thoroughly mixed.



Demonstration shown using neutral colour sand

### application

Ensure that the **surface** temperature is between 5°C and 35°C. Empty the mix evenly onto the paving and work into the joints using a brush or squeegee to ensure material is well compacted into the joints. Compaction of the material is important as any underlying voids could result in secondary settlement.

Once worked into the joints use a soft brush at 45° to joints, and carefully sweep off all the excess leaving the paving clean. Shower resistant after initial cure but requires protecting from rain until set. Make sure that any protective cover does not come into contact with the fresh joints. A trowel or iron can be used if necessary once the mortar has begun to cure to achieve a traditional finish.

Cure times are dependant on temperature and humidity but as a guide can accept foot traffic after 12 hours and vehicle traffic after 24 hours.



SEE  
PAGE 34 FOR  
MIXING & APPLICATION  
TOOLS

ProJoint™ V35-UV™ is not recommended for porcelain - please refer to pages 20-23 for ProJoint™ Porcelain™ products. V35-UV™ may highlight and enhance the natural surface colours and textures of the paving - this sheen can be especially noticeable on grey paving, including granite, **so a test area is advised before use. It is important to spread the mix across the total paving area** to ensure the potential effect is uniform. Please note that **this is a temporary effect** and weathering and foot traffic accelerate its disappearance.

### coverage

Approx coverage per 26kg kit:

Joint Size:	600 x 600mm slabs	Four Size Indian (600mm series)	100 x 100mm setts
5mm x 25mm deep	45m <sup>2</sup>	39m <sup>2</sup>	7.6m <sup>2</sup>
10mm x 25mm deep	22.5m <sup>2</sup>	19.5m <sup>2</sup>	3.8m <sup>2</sup>
15mm x 25mm deep	15m <sup>2</sup>	13m <sup>2</sup>	2.5m <sup>2</sup>

See website for ProJoint™ consumption calculator for estimating projects.  
For storage and health and safety information full datasheet available on request.

Order Code:	Item Description:	Colour:	Pack Size:	Pallet Qty:
V35UVN	ProJoint™ V35-UV™	Neutral (Buff)	26kg	42
V35UVG	ProJoint™ V35-UV™	Mid grey	26kg	42
V35UVB	ProJoint™ V35-UV™	Black	26kg	42

ONLINE  
PROJOINT™  
CONSUMPTION  
CALCULATOR



Neutral/Buff

Mid-Grey

Black



# ProJoint™ PORCELAIN™ Primer

## High performance priming slurry for porcelain paving

The ProJoint™ Porcelain™ Primer is an ultra-high polymer and fibre modified flexible waterproofing primer with excellent workability and adhesion properties. Applied in one coat for fast application to promote adhesion and control suction on difficult substrates such as porcelain, concrete, ceramic tiles, paving slabs or setts.

The powdered primer is supplied in two 10kg bags to allow the bucket to act as the ideal mixing vessel with the simple addition of water.

- One coat application to the underside of paving
- Excellent workability and adhesion properties
- Suitable for brush or roller application
- Can be applied in low temperatures
- Suitable for internal and external use
- 2 x 10kg bags contained within the mixing tub



We recommend that this primer be used prior to using the ProJoint™ PORCELAIN™ Grout please see pages 22-23 for more information.

## // application instructions & technical information overview

### preparation

ProJoint™ Porcelain™ Primer is designed to be applied to the underside of porcelain paving and other low absorption substrates to promote adhesion. The underside of the paving should be clean, dry and free of any material which may impair adhesion - do not apply to shiny surfaces. Do not use in wet weather and do not use if frost is forecast within 24 hours of application. Suitable for use in temperatures between 3°C and 25°C.

SEE  
PAGE 34 FOR  
MIXING & APPLICATION  
TOOLS

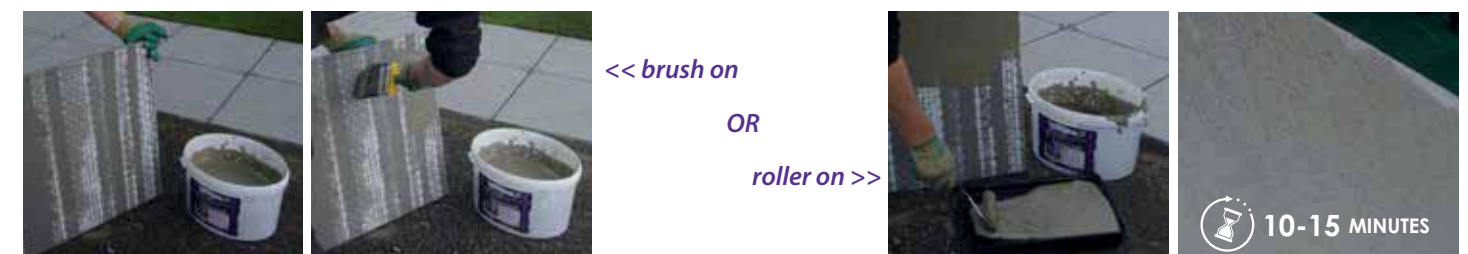
ProJoint™ Porcelain™ Primer should be mixed with 2.8 litres of cold clean water per 10kg bag. Remove the bag from the bucket and add the water to the mixing container. Add the powder slowly and mix using a plasterers' whisk. Mix for 2 minutes, leave standing for 2 minutes then re-mix - this process allows the polymer additives to dissolve and activate.



### application

Apply a thorough and even coat of the primer as a slurry using a masonry brush or roller to the underside of the paving. The pot life of the mixed slurry is approximately 60 minutes at 20°C. Depending on temperature and moisture, the primer should cure sufficiently for the paving to be laid in 10 to 15 minutes following application.

All tools should be washed out with water immediately after use. Waste material should not be emptied into drainage systems.



### coverage

Approximate coverage per 20kg tub is 21.5m<sup>2</sup> depending on the application method and paving porosity.

See the online ProJoint™ consumption calculator for estimating projects.

ONLINE  
PROJOINT™  
CONSUMPTION  
CALCULATOR



### storage

When stored unopened in a dry place above 5°C, shelf life is 12 months from date of manufacture.

For health and safety information - a full datasheet is available on request.

Order Code:	Item Description:	Colour:	Pack Size:	Pallet Qty:
PP20	Porcelain Primer	n/a	20kg	50



# ProJoint™ PORCELAIN™ Grout

## Flexible high performance porcelain paving grout

Specially formulated for porcelain paving ProJoint™ Porcelain™ Grout has been developed for joint widths of 2-20mm. Ideal for internal and external use. Using anti-mould growth technology with added silicone ProJoint™ Porcelain™ Grout repels water from the surface of the grout, while allowing vapour to pass through.

The ProJoint™ Porcelain™ Grout is supplied in a bag to allow the branded bucket/tub to be used as the ideal mixing vessel.

Available in three colours - neutral (buff), mid grey and black - ProJoint™ Porcelain™ Grout offers a fast application product with professional results.

- **Professional strength**
- **Developed for joint widths of 2 to 20mm**
- **Suitable for external and internal use**
- **Water and mould repellent**
- **Ready to use, two 10kg bags supplied in its own mixing tub**



*We recommend that the ProJoint™ Porcelain™ Primer be used prior to application of this product*



## // application instructions & technical information overview

### preparation

Ensure that the paving is firmly fixed and the joints are clean, free of dust, excess adhesive, bedding mortar or any contamination. Do not use in wet weather (can be used if joints are damp) and do not use if frost is forecast in the next 24 hours. Suitable for use in temperatures between 3°C and 25°C. Do not apply to areas in direct sunlight or to substrates that are hot.

A grout film and/or pigment stains, especially with dark colours, may remain on paving after jointing. Follow the paving manufacturer's recommendations. **A trial grouting area is recommended to check suitability.** Only clean water and clean tools must be used for grouting and final cleaning. Never add water or fresh grout powder to a grout mix which has already started to set.

**ProJoint™ Porcelain Grout should be mixed with 3 litres of cold clean water per 10kg bag.** Remove the bag from the bucket and add the water to the mixing container. **Add the powder slowly and mix using a drill and paddle until a smooth creamy consistency is reached. Mix for 2 minutes, allow standing for 2 minutes then re-mix.** This process allows the polymer additives to dissolve and activate.



### application

Use a rubber float to **work the grout deeply into the joints** until flush with the paving. **Excess grout should be removed as work proceeds** and any final residues left on the tile face can be removed by wiping off with a damp sponge up to 30 minutes after application. **Ensure you have plenty of clean water for removing grout whilst wet/damp.** Any dry film remaining on the surface can be removed by polishing off with a dry cloth when the grout has hardened in the joints. **In warm weather, freshly grouted joints should be kept damp when working outdoors using a fine mist spray. The pot life of the mixed grout is approximately 60 minutes at 20°C. NOTE: the grout will be considerably lighter in colour once dry.**

Newly grouted joints should be protected from rain or frost during the curing process. Care should be taken to ensure any protective cover does not come into contact with the fresh joints; air circulation over joints is required during curing. Cure times are dependent on temperature and humidity but as a guide can accept foot traffic after 3 hours at 20°C and full cure after 72 hours at 20°C. **All tools should be washed out with water immediately after use.** Waste material should not be emptied into drainage systems.



### coverage

Approximate coverage per 20kg tub:

Joint Size:	900x450mm slabs	600x600mm slabs	900x220mm planks
4 x 20mm	46.88m <sup>2</sup>	46.88m <sup>2</sup>	27.62m <sup>2</sup>
6 x 20mm	31.25m <sup>2</sup>	31.25m <sup>2</sup>	18.42m <sup>2</sup>
8 x 20mm	23.44m <sup>2</sup>	23.44m <sup>2</sup>	13.81m <sup>2</sup>

See the online ProJoint™ consumption calculator for estimating projects.

### storage

When stored unopened in a dry place above 5°C, shelf life is 12 months from date of manufacture. For health and safety information - a full datasheet available on request.

Order Code:	Item Description:	Colour:	Pack Size:	Pallet Qty:
PG20N	Porcelain Paving Grout	Neutral	20kg	50
PG20G	Porcelain Paving Grout	Mid Grey	20kg	50
PG20BK	Porcelain Paving Grout	Black	20kg	50

Neutral/Buf

Mid-Grey

Black

ONLINE  
PROJOINT™  
CONSUMPTION  
CALCULATOR



SEE  
PAGE 34 FOR  
MIXING & APPLICATION  
TOOLS



# // ProJoint™ case study

## North East England Domestic Driveway

Vinci Construction selected ProJoint™ V75-WT™ to fill the joints between the sandstone setts on this 550m² domestic driveway.

The driveway was laid in late autumn and with the threat of cold weather bringing frost and snow the drive was pointed in a matter of days rather than weeks if traditional methods had been employed.



The stone was also treated with PRO-410™ sealer to enhance and protect the natural stone.

The client who has been heavily involved with the selection and approval of materials used on the project is very pleased with the quality of the end result.



V75-WT™ in neutral (buff) colour



# // ProJoint™ V400-WT™ case study

## San Sebastián, Spain Beach Slipway

This cobble slipway which allows vehicle access onto the La Concha beach in San Sebastián was in need of repair as years of waves had washed out the existing pointing leaving it unsafe.

V400-WT™ was selected as the perfect product for repointing the slipway due to the fast and easy application which meant it could be completed within the tides. Application could be made to the damp surface as soon as the tide retreated and the fast cure time and increased water tolerance meant that the product was ready for the waves later in the day.



V400-WT™ in mid grey colour





## // sealant & cleaner introduction

As part of our paving ancillary range we have developed two high quality paving sealants and also a cleaning concentrate to be used prior to sealing, for end of project cleanup and ongoing maintenance.

Paving sealants protect the surface from water ingress and remain a barrier against dirt. They effectively help maintain the paving, keep it cleaner for longer and make it much easier to clean when it is required.


There are two sealers to choose from; PRO-410™ which enhances the colour of surfaces with a matt finish or PRO-810™ which is an invisible impregnator leaving stone looking perfectly natural.

PRO-410™ and PRO-810™ are high performance solvent based sealants that penetrate well into the surface whilst remaining breathable. Coverage rates are high and their long service life makes them very cost effective.

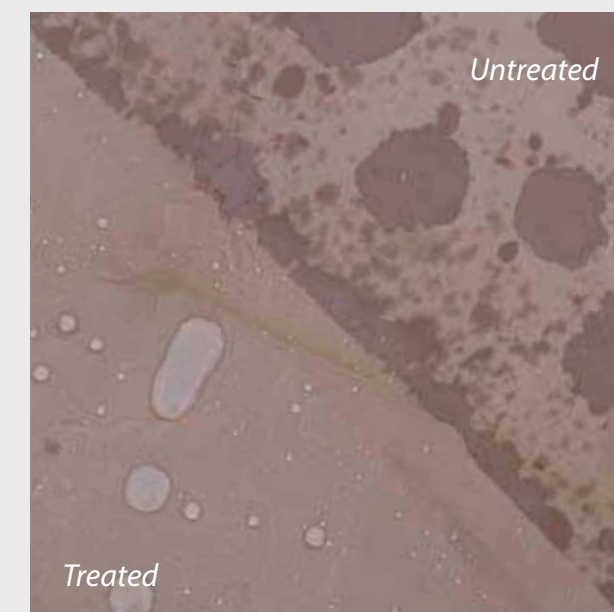
Because they penetrate well into stone or concrete it is sealed below the surface unlike a water-based film forming sealer which just sits on top of the surface and can look very unsightly when it wears off in patches.

*The images below illustrates just how effective the paving sealants protect sandstone from water penetration...*

### PRO-410™



### PRO-810™





# PRO-410™ Paving Sealer

## Professional solvent based penetrating paving sealer and colour enhancer

**PRO-410™** is a high quality, solvent based surface sealer based on acrylic resins. It is an impregnating and non-degrading sealer that has a **matt finish** and enhances the colour of natural stone and concrete paving.

It is used for impregnation, sealing and binding of natural stone, concrete, screeds, block paving, brickwork and masonry, particularly in aggressive environments. Seals and protects surfaces from water penetration, staining and the effects of natural weathering whilst remaining breathable. Will also provide an effective anti-carbonation coating to concrete. Binds and stabilises block paving joint sand.

Suitable for outdoor and indoor use.

- Professional grade water repellant for porous natural stone and concrete
- Breathable
- Enhances, seals and protects
- Resists dirt, grime and algae
- Long lasting protection and UV stable
- High surface penetration
- Matt finish and single coat application
- High coverage rate
- Anti-slip
- Available in 1, 5 and 25 litre containers



## // application instructions & technical information overview

### preparation

Substrates should be sound, clean and free from dirt, dust, oil, etc and must be totally dry. We recommend cleaning with Nexus Paving & Driveway Cleaner prior to application.

### application

PRO-410™ Paving Sealer is supplied ready for use and should be applied between 5°C and 30°C. Application may be made by brush, roller or spray. Apply a complete, even coat over the whole surface ensuring any excess is removed. One coat will provides a matt finish and is usually sufficient for most applications. A second coat will provide increased protection and colour enhancement where necessary. For anti-carbonation coating, two coats should be applied, the second coat being applied 6-8 hours after the first. Protect from rain until cured.

### coverage

This product covers approximately 4.5-7m<sup>2</sup> per litre depending on substrate porosity.

SEE  
PAGE 34  
FOR APPLICATION  
TOOLS

For storage and health and safety information full datasheet available on request.

Order Code:	Item Description:	Colour:	Pack Size:	Pallet Qty:
PRO4101	PRO-410™ Paving Sealer	Matt, enhancer	1 litre	box qty: 12
PRO4105	PRO-410™ Paving Sealer	Matt, enhancer	5 litres	160
PRO41025	PRO-410™ Paving sealer	Matt, enhancer	25 litres	24



Please note: the sealer in this photo is being applied by roller and is still wet. PRO-410™ has a MATT FINISH when dry



# PRO-810™ Paving Sealer

## Professional solvent based invisible impregnating sealer

**PRO-810™** is a high performance, solvent based surface sealer which has an **invisible finish** and can be applied to all types of natural stone.

It deeply impregnates the stone and protects surfaces from water penetration, staining and the effects of natural weathering whilst remaining breathable. Does not change the colour or texture of the surface and can be used on virtually all porous surfaces, particularly high quality natural stone.

Suitable for outdoor and indoor use.

- Professional grade water repellant for porous natural stone and concrete
- Breathable
- Invisible finish
- Seals and protects
- Resists dirt, grime and algae
- Long lasting protection and UV stable
- Deeply impregnating
- High coverage rate
- Available in 1, 5 and 25 litre containers



## // application instructions & technical information overview

### preparation

Substrates should be sound, clean and free from dirt, dust, oil, etc and must be totally dry. We recommend cleaning with Nexus Paving & Driveway Cleaner prior to application.

### application

PRO-810™ Paving Sealer is designed as an invisible coating but may darken very light surfaces slightly. As with all sealants always try a small inconspicuous area before full application. The sealer is supplied ready for use and should be applied between 5°C and 30°C. Application may be made by brush, roller or spray. Apply a complete, even coat over the whole surface ensuring any excess is removed. Allow to dry and repeat application with a thin and even second coat to provide increased protection. Dryness will normally occur within 2 hours with full curing taking up to 24 hours. Protect from rain until cured.

### coverage

This product covers approximately 7-12m<sup>2</sup> per litre depending on substrate porosity.

For storage and health and safety information full datasheet available on request.

SEE  
PAGE 34 FOR  
APPLICATION TOOLS

Order Code:	Item Description:	Colour:	Pack Size:	Pallet Qty:
PRO8105	PRO-810™ Paving Sealer	Invisible	1 litre	box qty: 12
PRO81025	PRO-810™ Paving Sealer	Invisible	5 litres	160
PRO81025	PRO-810™ Paving Sealer	Invisible	25 litres	24







## Paving & Driveway Cleaner

### Professional strength paving and driveway cleaning concentrate

Nexus Paving & Driveway Cleaner is an effective and high strength cleaning concentrate designed for the professional user. The chemical formulation is suitable for removing oil, grease, rubber marks, mould, mildew, algae and general dirt. Suitable for use on paving, driveways, stonework, brick walls, masonry, gravestones, garden ornaments and steps.

Its invisible repelling barrier provides long lasting protection preventing re-growth of mould, mildew and algae.

- **High strength cleaning concentrate**
- **Dilute 1:10 with water**
- **Suitable for use with pressure washers**
- **Long lasting protection**

Order Code:	Item Description:	Pack Size:	Pallet Qty:
NPDC5	Paving & Driveway Cleaner	5 litres	160



## NEW PRODUCT Now available:

### A simple product to make marking your paving or roof tiles so much easier!

- ✓ Provides a visible line on almost any surface including: natural stone, concrete, clay-based paving as well as steel or timber!



- ✓ Works on wet and dry surfaces
- ✓ 2mm width for a clear and visible line
- ✓ Ideal for marking up paving slabs or setts for cutting in
- ✓ Available in TWO colours - white or blue
- ✓ Available in single colour packs of 10



Product codes: White: PC10W or Blue: PC10B



# ProJoint™ Tools & Accessories

Quality tools and accessories  
to complete your project

All ProJoint™ Tools & Accessories have been carefully selected and tested and are recommended for use with ProJoint™ jointing and PaveCare™ products. For more information, please ask your local stockist.

**ProJoint™**  
resin jointing systems

## ProJoint™ Related Tools

Order Code:	Item Description:	Size:
NPS190	Flexible mixing tub	42 Litres
NPS191	Drill mixing paddle	100 x 600mm
NPS192	Paddle mixer - 110v	1300w
NPS193	Paddle mixer - 240v	1300w
NPS194	Paddle mixer - spare paddle	140 x 600mm
NPS195	Rubber blade hand squeegee	200mm wide
NPS196	Standard foam squeegee - head only	450mm wide
NPS197	Handle for foam squeegee	1500mm
NPS198	Deluxe rubber blade squeegee with handle	450mm wide
NPS199	Deluxe rubber blade squeegee with handle	600mm wide
NPS200	Medium stiff brush complete with handle	300mm wide
NPS201	Soft brush complete with handle	300mm wide
NPS202	Medium stiff brush complete with handle	600mm wide
NPS203	Soft brush complete with handle	600mm wide
NPS204	ProJoint™ epoxy resin remover/tool cleaner	500ml tub
NPS205	ProJoint™ epoxy resin remover/tool cleaner	5 litres
PC10W	Pavers Chalk - white	pack of 10
PC10B	Pavers Chalk - blue	pack of 10



NPS193



NPS190

**PaveCare™**  
Sealants & Cleaning

## PaveCare™ Related Tools

Order Code:	Item Description:	Size:
NPS300	Roller tray	300mm wide
NPS301	Roller holder	300mm wide
NPS302	Roller extension pole	300mm wide
NPS303	Medium pile roller sleeve	1.1-2m
NPS304	Premium paintbrush set of 3	25-50mm wide

PC10WB >>



NPS302

## // enquiries & technical sales

### Enquiries:

The range of ProJoint paving ancillary products are available through our network of Nexus stockists and distributors.

Please contact our customer service team on **01937 858000** to find your closest reseller, or visit our website:  
**[www.nexusprosystems.co.uk/stockists](http://www.nexusprosystems.co.uk/stockists)**



### Technical Sales:

Through our technical department, we can offer a comprehensive service to our stockists, specifiers and contractors.

Technical representatives are available throughout the UK to supply further information and arrange product demonstrations for specific projects.

A range of supporting material including product samples is also available.



Jointing product sample petri-dishes

**nexus®**  
PROFESSIONAL SURFACING SYSTEMS

### © Nexus Professional Surfacing Systems

This brochure, trademarks and images are covered by international copyright. The technical information given on our products is based on data obtained by our own research and is considered accurate. However no liability is accepted for any loss or damage arising directly or indirectly from the use of our products, or from the information given in publications. Prospective users should therefore satisfy themselves by appropriate trials that the product is suitable for the intended use. Full terms and conditions of sale available on request. E & OE. 01/2018.



Your local approved stockist:

**nexus**<sup>®</sup>  
PROFESSIONAL SURFACING SYSTEMS

Unit 23 Centre Park | Marston Moor Business Park | Tockwith | YO26 7QF  
t: +44 (0)1937 858000 | e: [sales@nexusprosystems.co.uk](mailto:sales@nexusprosystems.co.uk) | w: [www.nexusprosystems.co.uk](http://www.nexusprosystems.co.uk)