

# Sophisticated Leisure



Serious cooks and bakers have finally found their home. Combining an expansive countertop working space, the kitchen includes solid wood dovetail drawers with full extension. Both the doors and drawers have a soft-close feature. Designed for remodels as well as new construction, it is outfitted with organizational tools and plenty of room for movement around the island. Generation Xers and older homeowners will gravitate toward this design because of the contrasting colors, the ability to complete multiple projects, and the fresh lines of the cabinetry.

Designed to have plenty of space around the island, this area was created with the idea that more than one person can work at a time, making meal preparation, holidays, and special occasions that much easier to host. This kitchen is designed for a more rural setting but could very easily fit in any new construction homes. The designer was inspired by a low country theme bringing in the warmth of the island with the richness of the Sapphire finished cabinets creating a truly down-home feel.



**Bishop Doors Finished in Sapphire and Bright White**

This large area demanded the use of Wellborn Cabinet's substantial Bristol and Bishop door styles. These Shaker or transitional doors help keep the look fresh not stuffy. Sprinkling in stainless steel accents, hardware, and appliances provide simple yet impactful focal points. A new trend right now is using paint with a natural stain finish to draw your eyes into the space. Sapphire is Wellborn Cabinet's newest addition to its standard paint line helping to create a sophisticated foundation that truly reflects the skill level of the kitchen's user. Paired with the classic Bright White, both colors work together to keep this kitchen in its truly traditional role. Using Character Cherry for the island finished in Wellborn Cabinet's Light Charcoal stain mellows the space by adding warmth, interest, and a casual feel for guests.



**Island with Coordinating Bristol Doors in Character Cherry Finished in Light Charcoal**

**KBIS** ORLANDO  
FEBRUARY 8-10  
2022

**REFLECTIVE MODERN**  
IS THE NEW TRADITIONAL



To help with remodel projects in older homes with higher ceilings, Wellborn Cabinet, using the You Draw It Program, can provide a ten foot tall Utility Panel to finish the sides of the cabinets. This panel combined with our Simple Small Cove Moulding allows a flush finish to the ceiling and a polished look on either end of the wall cabinets.



**Ten Foot Tall Utility Panels**

### **Matching Simple Small Cove Moulding Stacked on Furniture Base Moulding**

As you can see to the right, the adjoining Bright White cabinet is flush with the Sapphire cabinet creating a seamless look. Wellborn Cabinet's decorative Bishop door frame finished with Satin Glass displays the finer accessories of any kitchen.



**Decorative Door Frame with Satin Glass Insert**

Reaching certain heights can provide a challenge. Remodeling older homes which often have 10 to 12 foot ceilings means that cabinetry usually never goes all the way to the ceiling. Stacking cabinetry is a way to reach those heights while still showing the seams where each cabinet meets. As shown below, a double oven was stacked with a wall cabinet by using the You Draw It Programs for 120 inch skins, a flush finished and seamless end is created for these stacked cabinets.



**Utility Skin for Wall Unit Oven**




**Double Oven Cabinet**



Wellborn Cabinet's Tray Divider located just above the oven keeps each pan, tray, or cutting board in its place. This divider is also included in a lower cabinet to allow easy access to your pans right next to the oven.



**Tray Divider**



**Tray Divider**



**Wood Deep Divider**

Below the oven, the wooden dovetail soft-close drawer has a deep divider for storage. The divider slats are movable to accommodate many different kitchen tools and accessories.



Wellborn Cabinet's Base Utensil Pullout Cabinet is perfect for freeing up counter space. It also keeps your utensils neat, clean, and tucked away, yet positioned very close to the stove for easy reach. Each utensil holder is metal and removable for ease of cleaning.

### Base Utensil Pullout Cabinet

Our wooden Three-Tiered Pot and Pan Pullout Drawer is also conveniently next to the stove. The three shelves allow you to store your pots, pans, and their lids in an organized manner and pulls out to prevent bending and reaching into the back of the cabinet.



### Three-Tiered Pot and Pan Pullout Cabinet





This wooden Cutlery Drawer Divider is in the perfect location for preparing a meal. The dividers are large and versatile enough to hold both utensils, measuring spoons, and even small condiment bowls.

**Cutlery Drawer Divider**

Below the stove-top, two deep drawers have movable pegs to keep plates and other dishes from sliding. Because the pegs are movable, you can adjust to store many different sizes of dishes. The same dovetail soft-close drawers combined with Pegged Organizers ensure that your dishes are secure, neat, and easy to find.



**Deep Drawer Pegged Organizer**

**KBIS** ORLANDO  
FEBRUARY 8-10  
2022

**REFLECTIVE MODERN**  
IS THE NEW TRADITIONAL

Solid Cherry Floating shelves are featured on either side of the Stove and hood-vent area. Add the installation of LED Strip Lighting and you can display your kitchen accessories and have adequate lighting for preparing meals.



**LED Strip Lighting**



**Cherry Floating Shelves**



**You Draw It Unique Hood**

Above the stove, the designer utilized You Draw It program to create this unique hood-vent cover to encase the Baffle Hood Vent. Finished in Bright White and continuing the pops of stainless steel throughout the kitchen, it provides a bit of elegance along the back wall of the kitchen.



**Baffle Hood Vent**



To the right of the stovetop, a soft-close dovetail drawer encases our wooden Utensil Drawer Divider specially designed for knives and other cooking accessories.



**Utensil Drawer Divider**

Perhaps one thing that is missing from most kitchens today is a place to store vegetables. Whether they come from the garden or the grocery store, dry storage is needed. Directly below the Utensil Drawer Divider is Wellborn Cabinet's Vegetable Bin. These plastic trays slide out for ease of access and keep potatoes, onions, and other vegetables in a cool, dry spot. The plastic bins are easy to clean. Next to the bins, there is room left over for storage within the cabinet. The interior of the cabinet is natural color for a cohesive look with the rest of the kitchen.



**Plastic Vegetable Bin Drawers**



**Canister Organizer Pullout**


In larger, more traditional pantries, dry goods like beans, rice, and flour get lost in the back of a deep closet or cabinet pantry. With this Full Extension Canister Pullout, your essentials are sealed and right where they belong next to your work station.

To mirror the other side of the stove, a matching Bishop decorative door outfitted with the same Satin glass inserts balance the space and help draw you into the kitchen space.



**Decorative Bishop Door Front with  
Satin Glass Insert**

Additionally, these cabinets are also prepped for lighting, Wellborn Cabinet offers LED Strip Lighting to aid in displaying and locating your kitchenware. Pictured below is our soft-close hinge.



**LED Strip Lighting  
Soft-Close Hinges**

Our solid wood Spice Rack contained within the adjacent drawer has a natural finish and keeps ingredients visible and readily accessible. The coordinating stainless steel toned hardware accentuates the brilliance of our new Sapphire finish.



**Solid Wood Spice Rack with a Natural Finish**



**Adjustable Solid Wood Sliding Shelves**

Below the Spice Rack, deep sliding shelves were installed to separate various types of dishes as well as providing order and accessibility. Adjustable for your individual purposes, the drawers can be moved to the height you need for storage.



Pocket doors were selected because of their ability to slide into the cabinet and out of the way. This cabinet has an inset appearance with a shelf insert to hide the microwave or other appliances while also allowing room for the Pullout Platform below it.

The Pullout Platform serves two functions. Naturally finished and solid wood, it can either be a cutting board for meal preparation or the ideal snack storage area. Situated away from the main working area, family and friends can grab a snack while the chef continues to work behind the island uninterrupted.



**You Draw It Pullout Snack Cabinet**



**You Draw It Pocket Door Combined Cabinet**



**You Draw It Pullout Platform or Cutting Board**



**Deep Drawer Plate Holder Natural Wood**

The drawer below the Pocket Door Cabinet is deep and includes a Plate Holder in Natural Wood that prevents plates from sliding and allows for more storage. Dovetail drawer design and a soft-close feature help to ensure that everything stays in its place.

In the hidden drawer is our cutlery tray repurposed to organize utensils, foil, and storage items. With its dovetail and solid wood construction, it slides right in above the drawer below it so no one would ever know you have hidden storage.



**Hidden Drawer with Divider in Natural Wood**

This drawer contains 5" wooden dividers that interlock. Because they interlock, the entire divider is stronger and able to keep heavier items securely in place. The integrated LED Strip-Lighting continues in this drawer as well to help you locate exactly what you need.



**Deep Drawer with 5" Wooden Storage Dividers**



The designer chose to make the island a bit over-sized to allow multiple generations to gather so they can share meals together. The considerable work space allows families to prepare meals together as well.



**Bristol Door Style in Character Cherry Finished in Light Charcoal**

The Bristol Door Style finished in Light Charcoal on our Character Cherry blends together with the Bishop cabinetry on the back wall. Both have sleek lines and complimentary appearances while maintaining their own unique character. The island adds warmth to the kitchen while maintaining a casual feel and increasing design interest.



**Interior of the Island Facing the Back Wall**


Each corner of the island features an Angle Base Cabinet with shelves and finished interior that includes Puck Lighting feature. Used for storage and decorative items, these two cabinets are capped on either side with legs that feature stainless steel bottoms to coordinate with the Stainless Steel Toe-Kick under each corner cabinet. This brings consistency with the hardware and appliances for a streamlined look.



**Puck Lighting Inside Interior of  
Angle Base Cabinet**



**Angle Base Cabinet with Finished Interior**



**Stainless Steel Accents on Bottom of Legs**



**Stainless Steel Base Toe**



Located next to the sink, our solid wood Pullout Cutting Board tucks in neatly above a solid wood knife tray. Directly below that, our deep drawer wood divider keeps hand and wash towels neatly organized. The Deep Drawer Plate Holder is installed in our soft-close drawer below these two drawers to keep dishes in their place.



**Deep Drawer Divider in Wood**



**Cutting Board and Knife Drawer**



**Deep Drawer Plate Holder**



Keeping with her rural theme, the designer chose Wellborn Cabinet's Farm Range Base Cabinet allowing the farmhouse sink to overlap and fit perfectly with the cabinets below.



**Farm Range Base Cabinet for Farmhouse Sink**

Below the farm house sink, Wellborn Cabinet's solid wood dovetail U-shape sliding shelf with a soft close feature provides room for plumbing fixtures while maximizing storage for cleaning supplies. Undermount slides provide for smooth opening and closure. The U-shaped design allows for plumbing fixtures without getting in the way.



**U-Shaped Sliding Shelf in Solid Wood**

On the outward facing edge of the island, the designer chose to use a fixed door to allow for a finished integrated look. Behind one of these fixed panels, Wellborn Cabinet's deeper cabinets allow for more storage.



**Bristol Fixed Door Panel**



**Cabinet Opens for Storage**

On the left side, the deeper cabinet houses a solid wood Deep Storage Pullout for more organization and storage. On the opposite end, the deep cabinet behind the fixed door houses a Wicker Basket Pullout that can easily slide out and is removable for accessibility. It is also great for storing potatoes or other fresh items that need no refrigeration.



**Deep Storage Pullout**



**Wicker Basket Pullout**





Behind the sink, the center cabinet houses a wooden Plastic Bag Recycling Dispenser as well as a Cutting Board Holder. Located on each door, this opens up space for excess storage in the cabinet.



**Plastic Bag Recycling Dispenser**



**Cutting Board Holder**

Keeping with removing unnecessary items from the countertop, the designer opted to include a bread box in one of Wellborn Cabinet's solid wood, soft-close dovetail drawers in the island. Providing a seal on your bread and located out of the main traffic area of the kitchen, it furthers the idea that the kitchen can be used by more than one chef.



**Bread Box Cover**