




### STEP 1 : SIGN UP

GO TO  
GETPRESSBOX.COM

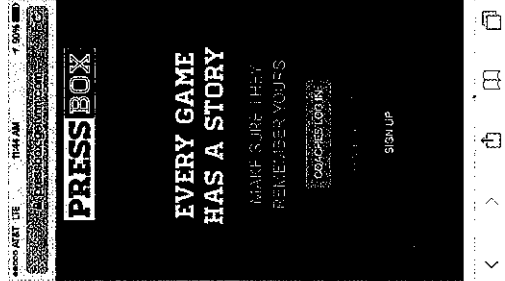


CREATE  
YOUR ACCOUNT




### STEP 2 : SIGN IN


CLICK  
COACHES SIGN IN




ENTER  
EMAIL & PASSWORD



CLICK  
ACCEPT



SUCCESS!




### STEP 3 : ADD TO HOMESCREEN

GO TO  
GETPRESSBOX.COM




### iPhone Shortcut

ADD TO  
HOME SCREEN



### Android Shortcut


ADD TO  
HOME SCREEN



CLICK  
SETTINGS ICON



CLICK  
SHORTCUT ICON




GO TO  
GETPRESSBOX.COM






# STEP 4 : POST RECAP


SIGN IN AT  
GETPRESSBOX.COM



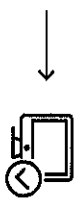

CLICK  
NEW POST ICON



ENTER  
SCORE & GAME RECAP



CLICK SAVE EDITS  
THEN POST & SHARE



Creates Post on School Site



Sent to Media Contacts




Updates Social Media



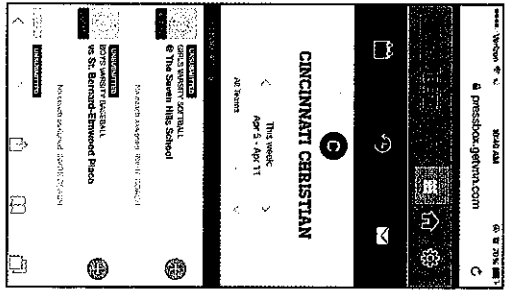
Final Score on Schedule Page

# BONUS FEATURE : EASILY SWITCH BETWEEN APPS


SIGN IN AT  
GETPRESSBOX.COM



CLICK  
GRID ICON



SELECT  
NEW APP



Need help? Find us here:



**ONLINE**  
varsitynewsnetwork.com/support



**EMAIL**  
support@varsitynewsnetwork.com



**PHONE**  
616.930.4100



**VIDEO TUTORIALS**  
varsitynewsnetwork.zendesk.com