

FENTON AREA PUBLIC SCHOOLS  
ATHLETIC DEPARTMENT

2011-12



**ANNUAL REPORT**

Submitted by: Michael S. Bakker, CMAA  
District Athletic Director  
Fenton Area Public Schools

# **2011-12 ATHLETIC REPORT**

## **Table of Contents**

- I. Memorandum to the FAPS Board of Education
- II. Overview of Communication, Sportsmanship, Professional Activities, Fundraising
- III. Fenton High School
  - a. Academic Accomplishments
  - b. Varsity Team Athletes with GPA of 3.0 or Greater
  - c. Grade Point Averages
  - d. Celebrations, Significant Accomplishments and Highlights
  - e. Athletic Achievements
  - f. All-State Athletes
  - g. Milestones
  - h. Flint Metro League All-Sports Trophy
  - i. Participation
  - j. Tournaments Hosted at Fenton High School outside Regular Season Contests
  - k. Participants by Season, Gender, and Grade
  - l. Fenton High School Revenues
  - m. Senior Athletic Scholarship Finalists
- IV. AGS Middle School
  - a. Participation
  - b. Participation by Season, Gender
  - e. Revenues

### **APPENDICES**

- I 10 Year Participation History at Fenton High School
- II Three Year Participation History at Andrew G Schmidt Middle School
- III Five Year Athletic Revenue History at Fenton High School
- IV Three Year Athletic Revenue History at Andrew G Schmidt Middle School
- V All- Sports Race
- VI Budget Analysis



**Fenton High School Athletic Department**  
**Michael Bakker, CMAA District Athletic Director**  
**Tina Imeson, Athletic Secretary**  
**Office # (810)591-2608      Fax # (810)591-2624**

TO: Fenton Area Public Schools Board of Education  
FROM: Michael Bakker, CMAA  
DATE: June 19, 2012  
RE: End of Year Report

The student athletes of the 2011-12 school year have continued to build on the traditions of the past while raising the bar higher for future generations. As with previous years, student athletes have continued to reap the benefits of participation in interscholastic athletics including character, discipline, leadership, teamwork, and sportsmanship. The Fenton Area Public Schools' coaches continue to expect our student athletes to be quality citizens, model students and hard-working athletes; and our athletes have answered that call.

The Fenton Area Public Schools' athletic program has many people to thank for its continued success this year. The first and most obvious goes to the coaches for their countless hours of dedicated service both on and off the field.

The next note of thanks goes to Mitch Smelis who has been with Fenton High School, via McLaren Sports Medicine, for fifteen years and continues to go above and beyond the call of duty for our student athletes in order to best ensure their safety and speedy recovery from injuries. Additionally, Mitch has taken the lead on CPR/AED training in our district and has been instrumental in providing training to coaches and staff alike.

In addition, Tina Imeson coordinates the many tasks of the athletic department. Here are just a few of the many jobs that Tina does to help the athletic department run smoothly: on a daily basis she provides the coaches and me with the comfort of knowing that paperwork will be on time and completed accurately, that schedule conflicts will be minimal or avoided due to the double checks she makes, that cash boxes, rosters, and eligibility are ready and accurate, and that officials will be here for scheduled contests because she has verified their schedules.

Finally, I would like to thank the administration, including you, the Board of Education; High School Principal, Mr. Mark Suchowski; High School Assistant Principal, Mrs. Laura Lemke; AGS Middle School administrators Mrs. Heidie Ciesielski and Mr. Eric Rettenmund, and Superintendent, Dr. Timothy Jalkanen for their continued support, confidence and leadership that enables me to do the best job I can for the student athletes of Fenton Area Public Schools.

As you will see in the attached pages, Fenton Area Public Schools has had another very successful year in athletics. We recently secured our ninth straight Flint Metro League All-Sports title while capturing numerous league and state accolades.

Respectfully Submitted,

Michael S. Bakker, CMAA  
District Athletic Director

## OVERVIEW

### IN ADDITION TO ATHLETIC CONTESTS

#### **Communication:**

- Fall, Winter and Spring Meet the Team Evenings
- Annual Coaches' Meetings for all Fall, Winter and Spring Coaches
- Fall, Winter and Spring Parent/Coaches' meeting
- Athletic Department publishes an Athletic Handbook for Fenton High School and AGS Middle School
- Tiger Den Newsletters for fall and winter seasons available on our website
- Athletic Newsletter for incoming freshmen and all students (available on our website)
- Athletic webpage for Fenton High School, AGS Middle School and expanded Team web pages
- Instant Alert capabilities when necessary
- FlintMetroLeague.org athletic schedules and notifications

#### **Sportsmanship:**

Fenton High School has received 29 letters of sportsmanship from Flint Metro League schools for exhibiting the best sportsmanship at league events during the 2011-12 seasons. Sportsmanship recognition was earned by the following sports:

Boys' Tennis	Girls' Golf
Boys' Soccer	Boys' Cross Country
Girls' Cross Country	Volleyball
Girls' Swim	Boys' Basketball
Girls' Basketball	Boys' Bowling
Hockey	Girls' Soccer
Boys' Track	Girls' Track
Softball	

#### **Professional Activities:**

- Athletic Director serves on the MHSAA Scholar Athlete and Tennis Committee's
- Athletic Director is Recording Secretary of Michigan Interscholastic Athletic Administrator Association (servicing 650 member schools)
- Athletic Director is the President of the Greater Flint Athletic Administrators Association
- Athletic Director and Athletic Trainer are certified American Heart Association CPR/First Aid/AED instructors
- Athletic Director attends monthly Flint Metro League meetings for high school and middle school activities
- Athletic Director is a presenter/presider at the yearly MIAAA Athletic Directors Conference
- Athletic Director is the Flint Metro League Representative to the Flint Kiwanis Athlete of the Month/Year Committee
- Head Coaches and Assistant Coaches are members of their respective coaches associations

- Head Coaches and Assistant Coaches attend coaches' clinics
- CPR and AED training were included in the 2012-13 Annual Coaches' Meeting held on June 16, 2012
- Baseball, Boys' Basketball, Football and Girls' and Boys' Soccer, Softball, Tennis and Volleyball offer camps/clinics for youth elementary, middle school students and coaches
- Varsity Softball Coach serves as the District/Regional Representative to the Michigan High School Softball Coaches Association
- Varsity Swim Coach is a member of the Michigan Interscholastic Swim Coaches' Association Board of Directors
- Varsity Baseball Coach serves as the District/Regional Representative to the Michigan High School Baseball Coaches' Association

**Fundraising:**

- Hosted 2<sup>nd</sup> Annual Athletic Department 5K Run and earned revenue of \$4,100.
- Hosted 1<sup>st</sup> Annual Athletic Department Tiger Trot fun run for children ages 3 to 10; revenue from this event is included in the 5K run revenue noted above.
- Will host Semi-Professional Football team, the Flint Rampage, for the 2012 home games. Expected revenue \$2,000.00

# **Fenton High School Athletics**

## **Fenton High School Academic Accomplishments**

- Of the top ten academic seniors, five participated in sports their senior year and seven participated in sports during their high school careers.
- Eleven members of the senior class have received individual All-State Academic recognition as scholar athletes:

Matt Gilbert, Cross Country  
Quinton Mandle, Football  
Sarah Collier, Volleyball  
Samantha Cowger, Volleyball  
Julie Gilbert, Volleyball  
Chase Roney, Wrestling  
David Congdon, Swimming  
Carli Finger, Swimming  
Patrick Leaske, Swimming  
Anthony Miceli, Swimming  
Taylor Thorpe, Diving

- Nine members of the class of 2012 received MHSAA Scholar Athlete recognition
- 100 student athletes received Flint Metro League Scholar Athlete awards
- Varsity Girls' Volleyball earned All State Team Academic honors with a team GPA of 3.767.
- Varsity Girls' Basketball earned Class A All-State Team Academic honors with a team GPA of 3.72.
- Varsity Boys' Basketball earned Class A All-State Team Academic honors with a team GPA of 3.6237.
- Varsity Girls' Swim Team earned All-State Team Academic honors with a team GPA of 3.55.
- Varsity Boys' Swim Team earned All-State Team Academic honors with a team GPA of 3.38.
- The Varsity Girls' Ski Team earned All- State Team Academic honors with a team GPA of 3.73.

**Varsity Team Athletes with GPA of 3.0 or Greater**

<b><u>Fall Sports</u></b>	<b><u>Percentage of Team Athletes with GPA of 3.0 or greater</u></b>
Boys' Soccer	62
Boys' Cross Country	60
Football	71
Boys' Tennis	90
Fall Cheer	57
Girls' Cross Country	100
Girls' Golf	67
Girls' Swim	77
Volleyball	100
<b><u>Winter Sports</u></b>	<b><u>Percentage of Team Athletes with GPA of 3.0 or greater</u></b>
Boys' Basketball	100
Hockey	71
Boys' Ski	50
Wrestling	18
Girls' Basketball	100
Cheer	38
Girls' Ski	100
Boys' Swim	68
<b><u>Spring Sports</u></b>	<b><u>Percentage of Team Athletes with GPA of 3.0 or greater</u></b>
Baseball	75
Boys' Golf	100
Girls' Soccer	91
Softball	75
Girls' Tennis	81.25
Boys' Track	66
Girls' Track	94.4

### Grade Point Averages

	<b>Female Athletes (by Grade)</b>	<b>Female Student Body (by Grade)</b>	<b>Female non-Athletes (by Grade)</b>		<b>Male Athletes (by Grade)</b>	<b>Male Student Body (by Grade)</b>	<b>Male non-Athletes (by Grade)</b>
<b>9th</b>	3.326	2.760	2.230	<b>9th</b>	3.016	2.457	2.165
<b>10th</b>	3.419	3.060	2.631	<b>10th</b>	3.004	2.593	2.079
<b>11th</b>	3.510	3.027	2.849	<b>11th</b>	3.088	2.866	2.665
<b>12th</b>	3.231	3.053	2.988	<b>12th</b>	3.197	2.902	2.634
<b>Overall</b>	3.372	2.975	2.675	<b>Overall</b>	3.076	2.705	2.386

### Celebration, Significant Accomplishments and Highlights

- FHS Varsity athletes earned seven Flint Metro League Championship Titles in Girls' Volleyball, Girls' Swim, Football, Boys' Basketball, Boys' Swim, Boys' Golf, and Girls' Tennis.
- The Varsity Football team won its second District Playoff game
- Boys' Golf was County Champions for the first time
- Coach Jeff Setzke was named the Detroit Lions Week 6 Coach of the Week.
- Coach Jeff Setzke was named the MHSFCA Regional Coach of the Year
- Coach Brad Jones was named the Zone 8 Swim Coach of the Year.
- Coach Matt Sullivan was named the Girls' Soccer District Coach of the Year
- Coach Gary Ballard was named the Regional Tennis Coach of the Year
- Coach Steve White was named the Regional Golf Coach of the Year
- The Varsity Boys' Basketball Team won their first Class A District championship
- Coach Michael Dumbrille was named the Boys' Tennis Regional Coach of the Year
- Coach Becki Moore was inducted in the Fenton Hall of Fame
- Coach Woody Brackney was named the Girls' Regional Coach of the Year
- Coach Woody Brackney was named the Girls' Divisional Coach of the Year
- Athletic Director, Mike Bakker earned the distinction of Certified Master Athletic Administrator (CMAA) from the National Interscholastic Athletic Administrator's Association (NIAAA); this is the highest professional designation offered by the NIAAA
- The Girls' Varsity Tennis team qualified for the MHSAA State finals for the fifth consecutive year
- The following teams participated in MHSAA State finals for their sport: Girls' Swim, Girls' Ski, Boys' Swim, and Girls' Tennis.
- Six seniors, Kenny Allen, Samantha Cowger, Joe Delavergne, Matt Gilbert, Kelsey Kidd and Ryan Hickoff are All-State recipients and have been added to the Harold "Powder" Huff Athletic Wall of Fame in the sport of Football.



- Six underclassmen, Madison Ballard, Gabrielle Haaraoja, Lauren Rhoads, Haley Shaw, Julian Weinberg and Sara Wujciak, have received All State honors and have been added to the Harold “Powder” Huff Athletic Wall of Fame
- School records broken this school year:
  - Meghan Berry – Golf: Low team score
  - Mitch Campbell – Tennis: Most 6-0 sets in a season
  - Megan Cockin – Volleyball: serve receive and digs
  - Olivia Fabatz – Golf: Low team score
  - Julie Gilbert – Volleyball: Assists in a season
  - Gabrielle Haaraoja – Swim: 200 and 400 Free Relay
  - Kelsey Kidd – Swim: 200 and 400 Free Relay
  - Quinton Mandle – Football: Receptions and yards in season/game
  - Payton Maxheimer – Volleyball: Serve receive and digs
  - Samantha Moss – Golf: Low team score
  - Tailer Przybylowicz – Golf: Low team score
  - Haley Shaw – Swim: 200 and 400 Free Relay, 100 Back
  - Houston Shaw – Football: Total yards passing and completions
  - Taylor Thorpe – Cross Country
  - Sara Wujciak – Swim: 200 and 400 Free Relay, 200 IM
  - Kate Yankley – Golf: Low team score
- Ten seniors have signed letters of intent to participate in collegiate athletics
  - Sarah Collier – Softball at Alma College
  - Samantha Cowger – Softball at Ball State University
  - Danielle Garza – Soccer at Concordia of Chicago
  - Dylan Hickoff – Basketball at Notre Dame College
  - Ryan Hickoff – Basketball at Notre Dame College
  - Layton Mandle – Football at Saginaw Valley State University
  - Matt Gilbert – Track at Nebraska
  - Kendal Stephans – Tennis at Edinboro University
  - Desiree Quye – Soccer at Rochester College
  - Kira Rentschler – Track at Northern Michigan University

### **Athletic Achievements**

- Fenton had a very successful year on the field of play in all sports. Below is a chart that shows the number of athletes in each season that received an All-League award.

## FLINT METRO LEAGUE - ALL LEAGUE AWARDS

	<b>Fall</b>	<b>Winter</b>	<b>Spring</b>	<b>Total</b>
<b>First Team</b>	22	14	13	49
<b>Second Team</b>	21	10	21	52
<b>Third Team</b>	4	6	2	12
<b>Honorable Mention</b>	13	8	19	40
<b>Total</b>	60	38	55	153

### All-State Athletes

- Seven members of the senior class have received All-State Recognition:
  - Matt Gilbert, Cross Country 2009 (Honorable Mention)
  - Matt Gilbert, Cross Country 2011
  - Kelsey Kidd, Swim 2012
  - Joseph Delavergne, Football 2011
  - Kenny Allen, Football 2011
  - Samantha Cowger, Softball 2012
  - Ryan Hickoff, Basketball 2012
  - Dylan Hickoff, Basketball 2012 (Honorable Mention)
  
- Six underclassmen have received All-State Recognition:
  - Gabrielle Haaraoja, Girls' Swim
  - Lauren Rhoads, Girls' Ski
  - Haley Shaw, Girls' Swim
  - Julian Weinberg, Boys' Ski
  - Sara Wujciak, Girls' Swim
  - Madison Ballard, Girls' Tennis
  
- The following members of the Girls' Tennis Team participated at MHSAA State Finals:
 

Madison Ballard	Kelsey Kidd
Kelly Chopski	Emily McIntosh
Lillian Dubois	Allison Peters
Josephine Foguth	Margaret Pooler
Justine Hanson	Katelyn Praedel
Ashley Howe	Kendal Stephens
  
- The following members of the Girls' Ski Team participated at MHSAA State Finals:
 

Tori Hallwood	Marina Nimmo
Kelley McKay	Lauren Rhoads
McKenna Valley	Flannery Wise
  
- Seven members of the Boys' Varsity Swim Team participated at MHSAA State Swim Finals:
 

Adam Andreski	David Congdon
Robert Brownlee	Adam Ransom

Joshua Bryant  
Brant Cassidy

Taylor Thorpe

- Five members of the Girls' Varsity Swim Team participated at the MHSAA State Swim Finals:

Kali Finger  
Kelsey Kidd  
Sara Wujciak

Gabrielle Haaraoja  
Haley Shaw

- Seven students participated individually at MHSAA State Finals:

Matthew Gilbert, Cross Country, Track  
Max Kryza, Track  
Kira Rentschler, Track  
Seth Thompson, Ski  
Julian Weinberg, Ski  
Preston Wetzel, Wrestling  
Chase Roney, Wrestling

### **Milestones**

- Ryan Hickoff reached a career scoring total of 1,106 points in basketball to become only the twelfth athlete in Flint Metro League history to achieve this honor.
- Dylan Hickoff reached a career scoring total of 1,008 points in basketball to become the thirteenth man in Flint Metro League history to achieve this honor.

### **Flint Metro League All-Sports Trophy Standing**

FHS Athletes won the Flint Metro League All-Sports Trophy for the ninth consecutive year for a total of 32 times out of 44 years

### **Participation**

- FHS sponsored 44 interscholastic high school athletic programs
- FHS sponsored three interscholastic athletic clubs (Girls' and Boys' bowling, equestrian)
- FHS athletes participated in over 700 contests
- FHS hired over 500 officials for home contests
- FHS staffed 52 coaching positions
- FHS coordinated 41 volunteer coaching positions at
- 538 athletes (including 2 foreign exchange students) participated in at least one sport/club activity, representing 44.6% (538/1207) of the students enrolled at FHS. According to the Michigan Interscholastic Athletic Administrators Association, any percentage over 40% is considered good.

**Tournaments Hosted at Fenton High School Outside Regular Season Contests**

- 2 MHSAA District tournaments in Football and Wrestling
- 3 MHSAA Regional tournaments in Boys’ and Girls’ Diving and Boys’ Soccer
- 1 MHSAA Girls’ Quarterfinal event in volleyball
- 1 Division 3 State Tennis finals in Boys’ Tennis
- Flint Metro League Boys’ and Girls’ Soccer tournaments
- Genesee County Swim Meets for both the Boys’ and Girls’ Swimming and Diving
- Boys’ and Girls’ Swim tournaments
- Freshmen, Junior Varsity and Varsity Volleyball tournaments
- High School/Middle School Cheer competition
- Junior Varsity and Varsity Wrestling tournaments
- 9<sup>th</sup>/10<sup>th</sup> grade Track invitational for Boys’ and Girls’
- Middle School League Volleyball and Swim meets

**Participants by Season, Gender, and Grade**

- 337 Fall participants
- 208 Winter participants
- 261 Spring participants
- 285 Male participants for the year
- 253 Female participants for the year
- Total FHS athletic participants: 538, which includes two foreign exchange student and club sports

	9th Grade Males	9th Grade Females	10th Grade Males	10th Grade Females	11th Grade Males	11th Grade Females	12th Grade Males	12th Grade Females
<b>1 Sport</b>	41	39	57	60	47	39	43	28
<b>2 Sports</b>	25	20	22	22	13	17	21	11
<b>3 Sports</b>	7	4	3	5	2	4	4	4
<b>Total</b>	73	63	82	87	62	60	68	43

**Fenton High School Revenues as of 6/18/2012**

- 60 participation fees waived (60 x \$200 = **-\$12,000**)
- 2 foreign exchange student waived (2 x \$200 = **-\$400**)
- 30 participation fees reduced (29 x \$100 = **-\$3,000**)
- 444 fully paid participation fees (444 x \$200 = \$88,800) (2 unpaid)
- 78 payment plans
- Gate receipts of \$95,015 (not including participation fees. This exceeded the budget projection by approximately \$6,951.)

**Senior Athletic Scholarship Finalists Recipients:**

- Leroy Decker Award Recipient                      Ms. Julie Gilbert
- Mark Peck Award Recipient                         Mr. Conor Muntin
- Ivan Williams Award Recipient                    Ms. Samantha Cowger
- Two seniors were named Flint Area Kiwanis Athlete of the Month winners:  
   Ryan Hickoff – January  
   Matt Gilbert – April
  
- Ms. Samantha Cowger and Ms. Marina Nimmo were the Kiwanis' Donald B. Sark monthly nominees.
- Mr. Mathew Gilbert was the State Bank Male Athlete of the Year nominee.
- Ms. Samantha Cowger was the State Bank Athlete of the Year nominee and named the State Bank Athlete of the Year Female Winner. This is the fourth consecutive year that Fenton High School has won this award.

# AGS MIDDLE SCHOOL

## Participation

- AGS Middle School sponsored 16 interscholastic middle school athletic programs
- AGS Middle School athletes participated in over 128 contests
- AGS Middle School has hired over 64 officials for home middle school contests
- Staffed 21 coaching positions at AGS Middle School
- 4 volunteer coaching positions at AGS Middle School
- 254 athletes participated in at least one sport (48.75%) (254/521) of the students enrolled at AGS Middle School

	7th Grade Males	7th Grade Females	8th Grade Males	8th Grade Females
<b>1 Sport</b>	40	35	29	25
<b>2 Sports</b>	23	16	27	31
<b>3 Sports</b>	5	3	7	10
<b>4 Sports</b>	1	1	0	1
<b>Total</b>	69	55	63	67

## Participants by Season, Gender

- 176 Fall participants
- 66 Early Winter participants
- 101 Late Winter participants
- 103 Spring participants
- 132 Male participants
- 122 Female participants

## AGS Middle School Revenues As of 6/18/2012

- 47 participation fees waived (47 x \$100 =-\$4,700)
- 17 participation fees reduced (17 x \$50=\$850) (1 not paid)
- 184 fully paid participation fees (189 x \$100 = \$19,300) (5 unpaid)
- 6 payment plans
- Gate receipts total \$17,931 (not including participation fees. This exceeded the original budget projection by approximately \$6,831)

**APPENDIX I**

**10 Year Participation History at Fenton High School**

	<b>02 - 03</b>	<b>03 - 04</b>	<b>04 - 05</b>	<b>05 - 06</b>	<b>06-07</b>	<b>07-08</b>	<b>08-09</b>	<b>09-10</b>	<b>10-11</b>	<b>11-12</b>
<b>Football</b>	93	80	86	79	101	101	106	104	104	114
<b>Girls' Basketball</b>	32	29	31	33	29	32	36	34	38	34
<b>Fall Cheer</b>	38	41	49	47	54	48	31	24	30	25
<b>Girls' Cross Country</b>	18	20	22	21	22	15	14	19	30	24
<b>Boys' Cross Country</b>	9	19	17	22	26	23	28	33	31	25
<b>Boys' Golf</b>	14	18	12	15	13	13	15	14	16	16
<b>Boys' Soccer</b>	33	33	34	41	36	42	39	38	38	44
<b>Girls' Swim</b>	28	31	26	27	24	28	26	21	28	24
<b>Girls' Tennis</b>	39	45	37	38	29	35	34	38	48	52
<b>Boys' Basketball</b>	34	40	43	41	40	39	41	37	40	36
<b>Boys' Bowling</b>										4
<b>Girls' Bowling</b>										7
<b>Winter Cheer</b>	37	41	49	51	51	39	18	23	28	31
<b>Hockey</b>	18	19	21	19	22	20	22	21	17	16
<b>Boys' Ski</b>	12	10	7	12	8	7	9	9	9	7
<b>Girls' Ski</b>	12	8	11	9	9	4	5	10	13	8
<b>Boys' Swim</b>	11	12	25	26	26	24	26	18	33	37
<b>Volleyball</b>	45	42	40	36	42	36	34	40	39	39
<b>Wrestling</b>	18	24	16	21	32	28	34	18	17	31
<b>Baseball</b>	42	43	43	43	46	42	43	43	48	44
<b>Girls' Golf</b>	NA	13	12	11	10	11	11	12	14	14
<b>Girls' Soccer</b>	34	38	39	40	45	39	40	35	42	45
<b>Softball</b>	30	31	26	28	29	34	28	28	24	27
<b>Boys' Tennis</b>	22	25	28	31	25	21	24	24	22	35
<b>Boys' Track</b>	41	41	49	58	59	59	60	55	61	38
<b>Girls' Track</b>	31	45	43	47	38	39	39	32	31	38
<b>Total</b>	691	748	766	796	816	779	763	730	801	804

<b>School Enrollment</b>			1177	1190	1166	1160	1147	1250	1211	1207
--------------------------	--	--	------	------	------	------	------	------	------	------

**APPENDIX II**

**Three Year Participation History at Andrew G. Schmidt Middle School**

	<b>09-10</b>	<b>10-11</b>	<b>11-12</b>
<b>Football 7</b>	41	37	38
<b>Football 8</b>	45	36	30
<b>Girls' Basketball 7</b>	16	16	15
<b>Girls' Basketball 8</b>	21	16	16
<b>Fall Cheer</b>	24	21	20
<b>Girls' Cross Country</b>	19	18	10
<b>Boys' Cross Country</b>	35	24	25
<b>Girls' Swim</b>	32	23	26
<b>Girls' Track</b>	79	79	55
<b>Boys' Basketball 7</b>	17	18	15
<b>Boys' Basketball 8</b>	20	16	16
<b>Winter Cheer</b>	20	18	29
<b>Boys' Swim</b>	12	8	19
<b>Boys' Track</b>	58	50	48
<b>Volleyball 7</b>	17	20	20
<b>Volleyball 8</b>	23	20	24
<b>Wrestling</b>	17	28	24
<b>Total</b>	496	448	430

**7<sup>th</sup>/8<sup>th</sup> Grade Enrollment**      532      515      521



**APPENDIX III**

**Five Year Athletic Revenue History at Fenton High School**

	<b>2007-2008 Projected</b>	<b>2007-2008 Actual</b>		<b>2008-2009 Projected</b>	<b>2008-09 Actual</b>		<b>2009-2010 Projected</b>	<b>2009-10 Actual</b>		<b>2010-2011 Projected</b>	<b>2010-11 Actual</b>		<b>2011-2012 PROJECTED</b>	<b>2011-12 Actual</b>
<b>Varsity Football</b>	\$28,000.00	\$33,183.80		\$30,000.00	\$37,357.25		\$35,000.00	\$38,162.50		\$35,000.00	\$40,580.00		\$32,000.00	\$31,435.10
<b>JV Football</b>	\$4,500.00	\$5,509.25		\$8,000.00	\$8,731.75		\$7,000.00	\$8,031.25		\$7,000.00	\$6,489.80		\$8,000.00	\$8,213.84
<b>Var B Basketball</b>	\$14,000.00	\$9,430.00		\$10,000.00	\$16,116.60		\$15,000.00	\$16,698.70		\$15,000.00	\$19,198.55		\$15,000.00	\$17,172.25
<b>9th B Basketball</b>	\$1,200.00	\$1,825.00		\$1,800.00	\$2,535.00		\$1,800.00	\$2,824.00		\$1,800.00	\$1,901.00		\$1,800.00	\$1,835.00
<b>Var G Basketball</b>	\$2,000.00	\$6,808.00		\$6,000.00	\$2,319.00		\$2,500.00	\$3,361.00		\$2,500.00	\$5,968.00		\$4,000.00	\$2,156.00
<b>9th G Basketball</b>	\$1,000.00	\$1,245.00		\$1,200.00	\$1,490.00		\$1,200.00	\$1,035.00		\$1,200.00	\$550.00		\$500.00	\$1,607.00
<b>Wrestling</b>	\$1,500.00	\$1,715.00		\$1,500.00	\$2,025.00		\$1,500.00	\$2,100.00		\$1,500.00	\$745.00		\$800.00	\$900.00
<b>G Swim/Dive</b>	\$0.00	\$0.00		\$1,500.00	\$1,866.00		\$1,500.00	\$1,105.00		\$1,500.00	\$1,600.00		\$1,500.00	\$1,745.00
<b>B Swim/Dive</b>	\$0.00	\$0.00		\$1,200.00	\$1,425.00		\$1,200.00	\$1,390.00		\$1,200.00	\$2,020.00		\$1,200.00	\$1,090.00
<b>Volleyball</b>	\$3,000.00	\$2,580.00		\$2,500.00	\$2,890.00		\$2,500.00	\$3,077.00		\$2,500.00	\$3,359.80		\$2,800.00	\$3,938.10
<b>B Soccer</b>	\$3,300.00	\$4,226.00		\$4,200.00	\$3,880.00		\$4,000.00	\$4,264.50		\$4,000.00	\$2,339.95		\$2,500.00	\$4,801.00
<b>G Soccer</b>	\$3,000.00	\$3,485.00		\$3,200.00	\$6,191.06		\$3,000.00	\$4,920.00		\$3,000.00	\$2,460.00		\$2,500.00	\$3,259.95
<b>Track</b>	\$1,000.00	\$1,900.00		\$1,000.00	\$1,734.00		\$1,500.00	\$1,550.00		\$1,500.00	\$1,772.00		\$1,500.00	\$3,718.00
<b>Cheerleading</b>	na	na		na	na		\$0.00	\$860.00		\$0.00	\$0.00		\$500.00	\$0.00
<b>Family Pass</b>	\$9,500.00	\$8,460.00		\$8,500.00	\$10,437.00		\$9,000.00	\$12,820.00		\$9,000.00	\$14,010.00		\$12,000.00	\$13,180.00
<b>Pay to Participate</b>	\$50,000.00	\$49,985.00		\$49,500.00	\$49,802.50		\$66,500.00	\$58,980.00		\$80,000.00	\$88,290.00		\$85,000.00	\$91,095.00
<b>TOTAL</b>	<b>\$122,000.00</b>	<b>\$130,352.05</b>		<b>\$130,100.00</b>	<b>\$148,800.16</b>		<b>\$153,200.00</b>	<b>\$161,178.95</b>		<b>\$166,700.00</b>	<b>\$191,284.10</b>		<b>\$171,600.00</b>	<b>\$186,146.24</b>

**APPENDIX IV**

**Three Year Athletic Revenue History at Andrew G. Schmidt Middle School**

	2009-10 Projected	2009-10 Actual	2010-11 Projected	2010-11 Actual	2011 - 12 Projected	2011 - 12 Actual
Football	\$3,600.00	\$3,676.17	\$3,000.00	\$3,000.55	\$3,000.00	\$4,269.10
Boys' Basketball	\$2,500.00	\$2,308.70	\$2,500.00	\$2,598.15	\$2,500.00	\$2,812.00
Girls' Basketball	\$1,600.00	\$1,639.80	\$1,500.00	\$1,661.15	\$1,500.00	\$2,014.05
Wrestling	\$825.00	\$390.00	\$825.00	\$710.00	\$800.00	\$731.20
Swim	\$1,100.00	\$1,127.00	\$500.00	\$416.00	\$500.00	\$2,442.00
Volleyball	\$3,500.00	\$3,501.45	\$1,800.00	\$1,641.66	\$1,800.00	\$2,216.70
Track	\$1,900.00	\$1,993.60	\$1,000.00	\$1,967.05	\$1,000.00	\$2,686.75
Student Fees	\$18,000.00	\$18,075.00	\$17,500.00	\$20,500.00	\$17,500.00	\$23,150.00
Family Pass	NA	NA	NA	NA	\$0.00	\$760.00
Total	\$33,025.00	\$32,711.72	\$28,625.00	\$32,494.56	\$28,600.00	\$41,081.80

**APPENDIX V**

**Metro League All-Sports Trophy**

2011-12 FLINT METRO LEAGUE ALL SPORTS TROPHY

	<b>GOLF</b>	<b>B. TEN</b>	<b>B SOC</b>	<b>VB</b>	<b>G XC</b>	<b>B XC</b>	<b>FB</b>	<b>G SWIM</b>	<b>Fall Sub Total</b>
<b>Fenton</b>	5.5	6	7	10	7	8	8.3	7	58.8
<b>Holly</b>	4	9	6	1.5	10	4.5	8.3	4	47.3
<b>Linden</b>	5.5	0	4.5	8	8	10	5.5	0	41.5
<b>Lapeer East</b>	2	5	10	5	5	1	8.3	1.5	37.8
<b>Swartz Creek</b>	10	4	1	6	6	6	3	1	37
<b>Brandon</b>	1	7	8	3.5	4	2	4	5	34.5
<b>Lapeer West</b>	8	2	2.5	7	1	3	5.5	1.5	30.5
<b>Kearsley</b>	7	3	2.5	3.5	3	4.5	2	1	26.5
<b>Clio</b>	3	1	4.5	1.5	2	7	1	1	21

	<b>WR</b>	<b>G Bsk</b>	<b>B Bsk</b>	<b>Hky</b>	<b>Swim</b>	<b>Chr</b>	<b>G Bowl</b>	<b>B Bowl</b>	<b>Winter Sub- Total</b>
<b>Holly</b>	10	7.5	7.5	1.33	3.5	3	7.5	5	92.63
<b>Fenton</b>	1	6	10	2	7	1	5.5	1	92.3
<b>Lapeer West</b>	7	10	5	0.5	1.75	8	5.5	6.5	74.75
<b>Swartz Creek</b>	2	4	6	2	2	2	7.5	9	71.5
<b>Brandon</b>	8	2	3	1.33	5	10	2	3	68.83
<b>Kearsley</b>	3	3	7.5	1.33	0.5	7	10	6.5	65.33
<b>Lapeer East</b>	5.5	1	1	0.5	1.75	4	3.5	9	64.05
<b>Linden</b>	4	5	4	0	0	5	1	3	63.5
<b>Clio</b>	5.5	7.5	2	2	0.5	6	3.5	3	51

	<b>G Soc</b>	<b>G Tennis</b>	<b>B Golf</b>	<b>B Track</b>	<b>G Track</b>	<b>Soft</b>	<b>Base</b>	<b>Final Total</b>
<b>Fenton</b>	8	9	9	5	6	7.5	6	142.8
<b>Holly</b>	3.5	7	1	6	9	2	8	129.13
<b>Swartz Creek</b>	5	2.5	9	10	4	10	3	115
<b>Lapeer West</b>	10	5	7	1	1	6	1	105.75
<b>Brandon</b>	2	6	6	4	9	3	4	102.83
<b>Linden</b>	6.5	0	4.5	8	7	5	6	100.5
<b>Kearsley</b>	1	1	4.5	7	3	7.5	6	95.33
<b>Lapeer East</b>	6.5	4	2	2.5	5	1	10	95.05
<b>Clio</b>	3.5	2.5	3	2.5	2	4	2	70.5

**APPENDIX VI**

**Budget Analysis**

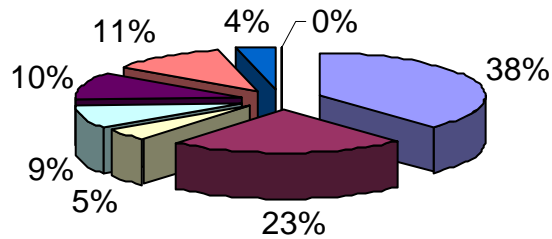
**FHS Athletic Expenses 2011-12 School year**

Coaching Salaries	\$168,958.14
Other Athletic Department Salaries	\$104,905.07
Transportation/mileage/conference	\$20,619.28
Team Supplies/costs	\$39,429.11
Officials' Salaries	\$46,999.86
FICA/Retirement	\$49,918.74
Booster paid coach salaries	\$17,250.00
Other Supplies	\$98.17
Still encumbered for 2011-12	\$210.50
<b>Total Expense</b>	<b>\$448,178.37</b>

**AGS Athletic Expenses 2011-12 School year**

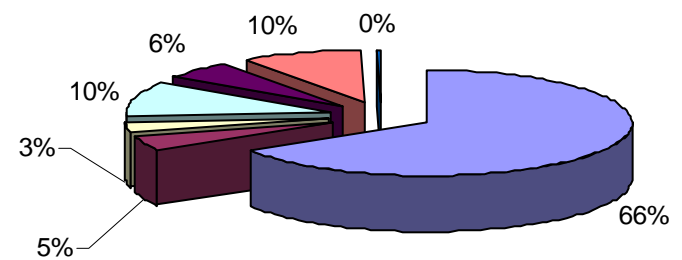
Coaching Salaries	\$46,019.72
Other Athletic Department Salaries	\$3,163.08
Transportation	\$2,237.25
Team Supplies/costs	\$6,991.02
Officials' Salaries	\$4,051.00
FICA/Retirement	\$6,578.45
Other Salaries	\$0.00
Other Supplies	\$191.06
Still encumbered for 2011-12	\$0.00
<b>Total Expense</b>	<b>\$69,231.58</b>

**FHS Athletic Expenses 2011-12**



- Coaching Salaries
- Other Athletic Department Salaries
- Transportation/mileage/conference
- Team Supplies/costs
- Officials' Salaries
- FICA/Retirement
- Booster paid coach salaries
- Other Supplies
- Still encumbered for 2011-12

**AGS Athletic Expenses 2011-12**



- Coaching Salaries
- Other Athletic Department Salaries
- Transportation
- Team Supplies/costs
- Official's Salaries
- FICA/Retirement
- Other Supplies

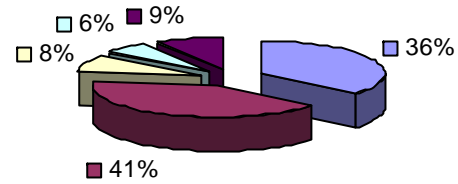
**FHS Athletic Revenues 2011-12 School Year**

Gate Receipts	\$81,871.24
Pay to Participate	\$91,095.00
Officials' Reimbursement	\$18,250.00
Family Passes	\$13,180.00
Coach/Worker Reimbursements	\$20,250.00
<b>Total</b>	<b>\$224,646.24</b>

**AGS Athletic Revenues 2011-12 School Year**

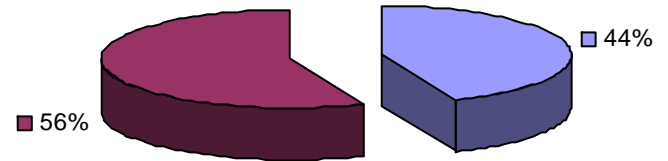
Gate Receipts	\$17,931.80
Pay to Participate	\$23,150.00
<b>Total</b>	<b>\$41,081.80</b>

**FHS Athletic Revenues 2011-12**



- Gate Receipts
- Pay to Participate
- Officials' Reimbursement
- Family Passes
- Coach/Worker Reimbursements

**AGS Athletic Revenues 2011-12**



- Gate Receipts
- Pay to Participate

**Total Expenses for 2011-12 School Year**

AGS Total	\$69,231.58
FHS Total	\$446,402.58
Total	\$515,634.16

**Total Revenues for 2011-12 School Year**

AGS Total	\$41,081.80
FHS Total	\$224,646.24
Total	\$265,728.04

**Athletics Total Cost to FAPS**

AGS Final Cost	\$28,149.78
FHS Final Cost	\$221,756.34
FAPS Final Cost	\$249,906.12

**Percentage of General Fund Budget 2011-12** **0.85%**