

2010-11

ATHLETIC DEPARTMENT



ANNUAL ATHLETIC REPORT

Submitted by: Michael S. Bakker, CAA
District Athletic Director
Fenton Area Public Schools

2010-11 ATHLETIC REPORT

Table of Contents

- I. Memorandum to the FAPS Board of Education
- II. Overview of Communication, Sportsmanship, Professional Activities, Fundraising
- III. Fenton High School
 - a. Academic Accomplishments
 - b. Varsity Team Athletes with GPA of 3.0 or Greater
 - c. Grade Point Averages
 - d. Celebrations, Significant Accomplishments and Highlights
 - e. Athletic Achievements
 - f. All-State Athletes
 - g. Milestones
 - h. FML All-Sports Trophy
 - i. Participation
 - j. Tournaments Hosted at Fenton High School outside Regular Season Contests
 - k. Participants by Season, Gender, and Grade
 - l. Fenton High School Revenues
 - m. Senior Athletic Scholarship Finalists
- IV. AGS Middle School
 - a. Participation
 - b. Revenues

APPENDICES

- I 10 Year Participation History at FHS
- II 2 Year Participation History at AGS
- III 5 Year Athletic Revenue History at FHS
- IV 2 Year Athletic Revenue History at AGS
- V All Sports Race
- IV Budget Analysis



Fenton High School Athletic Department
Michael Bakker, CAA District Athletic Director
Tina Imeson, Athletic Secretary
Office # (810)591-2608 Fax # (810)591-2624

TO: Fenton Area Public Schools Board of Education
FROM: Michael Bakker, CAA,
DATE: June 2, 2011
RE: End of Year Report

The student athletes of the 2010-11 school year have continued to build on the traditions of the past while raising the bar higher for future generations. As with previous years, student athletes have continued to reap the benefits of participation in interscholastic athletics including character, discipline, leadership, teamwork, and sportsmanship. The Fenton Area Public Schools' coaches continue to expect our student athletes to be quality citizens, model students and hard working athletes; and our athletes have answered that call.

The Fenton Area Public Schools athletic program has many people to thank for its continued success this year. The first and most obvious goes to the coaches for their countless hours of dedicated service both on and off the field.

The next note of thanks goes to Mitch Smelis who has been with Fenton High School, via McLaren Sports Medicine, for fourteen years and continues to go above and beyond the call of duty for our student athletes in order to best ensure their safety and speedy recovery from injuries.

In addition, Tina Imeson coordinates the many tasks of the athletic department. Here are just a few of the many jobs that Tina does to help the athletic department run smoothly: on a daily basis she provides the coaches and me with the comfort of knowing that paperwork will be on time and completed accurately, that schedule conflicts will be minimal or avoided due to the double checks she makes, that cash boxes, rosters, and eligibility are ready and accurate, and that officials will be here for scheduled contests because she has verified their schedules.

Finally, I would like to thank the administration, including you, the Board of Education; High School Principal, Mr. Mark Suchowski; High School Assistant Principal, Mrs. Laura Lemke; AGS Middle School administrators Mrs. Heide Cielski and Mr. Eric Rettenmund, and Superintendent, Dr. Timothy Jalkanen for their continued support, confidence and leadership that enables me to do the best job I can for the student athletes of Fenton Area Public Schools.

As you will see in the attached pages, Fenton Area Public Schools has had another very successful year in athletics. We recently secured our eighth straight Flint Metro League All – Sports title while capturing numerous league and state accolades.

Respectfully Submitted,

Michael S. Bakker, CAA
District Athletic Director

OVERVIEW

IN ADDITION TO ATHLETIC CONTESTS

Communication:

- Fall, Winter and Spring Meet the Team Evenings
- Coaches Meetings for Fall, Winter and Spring Coaches
- Fall, Winter and Spring Parent/Coaches meeting
- Athletic Department publishes an Athletic Handbook for Fenton High School and AGS Middle School
- Tiger Den Newsletters for fall and winter seasons available on our website
- Athletic Newsletter for incoming freshmen and all students (available on our website)
- Athletic Webpage for Fenton High School, AGS Middle School and newly expanded Team Webpages
- Instant Alert capabilities when necessary
- HighSchoolSports.net athletic schedules and notifications

Sportsmanship:

Fenton High School has received 41 letters of sportsmanship from Flint Metro League schools for exhibiting the best sportsmanship at league events during the 2010-11 seasons. Sportsmanship recognition was earned by the following sports:

Boys Tennis	Girls Golf
Boys Soccer	Boys Cross Country
Girls Cross Country	Volleyball
Football	Girls Swim
Wrestling	Boys Basketball
Girls Basketball	Boys Bowling
Hockey	Boys Swim
Girls Tennis	Girls Soccer
Boys Track	Girls Track
Baseball	Softball

Professional Activities:

- Athletic Director serves on the MHSAA Sport Committees of Scholar Athlete and Tennis
- Athletic Director is the Region Representative of Michigan Interscholastic Athletic Administrator Association (representing over 60 schools)
- Athletic Director is the President of the Greater Flint Athletic Administrators Association
- Athletic Director and Athletic Trainer are certified American Heart Association CPR/First Aid/AED instructors
- Athletic Director attends monthly Flint Metro League meetings for high school and middle school activities
- Athletic Director is a presenter/presider at the yearly MIAAAA Athletic Directors' Conference

- Athletic Director is the Flint Metro League Representative to the Flint Kiwanis Athlete of the Month/Year Committee
- Athletic Secretary was a presenter at the 2011 MIAAA Athletic Secretary Conference
- FHS hosted athletic software meeting for the Flint Metro League
- Head Coaches and Assistant Coaches are members of their respective coaches' associations
- Head Coaches and Assistant Coaches attend coaches' clinics
- All coaches are offered certification in CPR, First Aid and AED training
- Baseball, Boys' Basketball, Football and Girls' and Boys' Soccer, Softball, Tennis and Volleyball offer camps/clinics for youth elementary, middle school students and coaches
- Athletic Trainer participated in a University of Michigan Functional Toolbox course
- Varsity Softball Coach serves as the District/Regional Representative to the Michigan High School Softball Coaches Association
- Varsity Swim Coach is a member of the Michigan Interscholastic Swim Coaches Association Board of Directors

Fundraising:

- Hosted 1st Annual Athletic Department 5K Run and earned a revenue of \$2,354.15
- Hosted 1st Annual Athletic Department Hoedown and earned a revenue of \$948.02
- Hosted Semi-Professional Football team, the Flint Rampage, for the 2011 home games. Expected revenue \$2,000.00

Fenton High School Athletics

Fenton High School Academic Accomplishments

- Of the top ten academic seniors, three participated in sports their senior year and seven participated in sports during their high school careers.
- Eight members of the senior class have received individual All-State Academic recognition as scholar athletes:
 - Riley Chapin, Football
 - Ryan Delecki, Hockey
 - Josh Esch, Hockey
 - Rachel Hillis, Golf
 - TJ Polakowski, Hockey
 - Ally Rooker, Volleyball
 - Sean Rositano, Swim
 - Jessica Ulrich, Dive

- Nine members of the class of 2011 received MHSAA Scholar Athlete recognition
- 95 student athletes received Flint Metro League Scholar Athlete awards
- Varsity Girls Golf earned All-State Team Academic recognition
- Varsity Girls Basketball earned Honorable Mention All-State Team Academic recognition
- Varsity Girls Volleyball earned All-State Team Academic recognition
- Varsity Boys Hockey received All-State Team Academic recognition
- Varsity Girls Swim received All-State Team Academic recognition
- Varsity Boys Swim received All-State Team Academic recognition

Varsity Team Athletes with GPA of 3.0 or Greater

<u>Fall Sports</u>	<u>Percentage of Team Athletes with GPA of 3.0 or greater</u>
Boys' Soccer	65%
Boys' Cross Country	64%
Football	63%
Boys' Tennis	50%
Fall Cheer	38%
Girls Cross Country	100%
Girls' Golf	100%
Girls' Swim	67%
Volleyball	91%
<u>Winter Sports</u>	<u>Percentage of Team Athletes with GPA of 3.0 or greater</u>
Boys' Basketball	86%
Hockey	58%
Boys' Ski	71%
Wrestling	23%
Girls' Basketball	83%
Cheer	62%
Girls' Ski	100%
Boys' Swim	60%
<u>Spring Sports</u>	<u>Percentage of Team Athletes with GPA of 3.0 or greater</u>
Baseball	76%
Boys' Golf	66.6%
Girls' Soccer	50%
Softball	62%
Girls' Tennis	25%
Boys' Track	70%
Girls' Track	94.4%

Grade Point Averages

	Female Athletes by Grade	Female Student Body by Grade	Female non-Athletes by Grade		Male Athletes by Grade	Male Student Body by Grade	Male non-Athletes by Grade
9th	3.403	2.934	2.391	9th	2.981	2.245	1.592
10th	3.353	2.91	2.553	10th	3.048	2.601	2.231
11th	3.159	2.974	2.836	11th	3.097	2.841	2.607
12th	3.322	3.083	2.949	12th	2.978	2.772	2.645
Overall	3.309	2.975	2.682	Overall	3.026	2.614	2.268

Celebration, Significant Accomplishments and Highlights

- FHS Varsity athletes earned six Flint Metro League Championship Titles in Girls Volleyball, Girls Swim, Boys Basketball, Girls Soccer and Girls Softball, Boys Cross Country
- The Varsity Football team won its first District Playoff game
- The Varsity Football team received the Steve Spicer Community Service Award from the Michigan High School Football Coaches Association
- The Girls’ Varsity Tennis team qualified for the MHSAA State finals for the fourth consecutive year
- The following teams participated in MHSAA State finals for their sport: Girls’ Tennis, Girls’ Ski
- One senior, Jacob Georgakopoulos, is an All-State recipient and has been added to the Harold “Powder” Huff Athletic Wall of Fame in the sport of Football.
- Twelve seniors broke school records during their high school careers
 - Eric Mowery – Basketball
 - Gabrielle Rivette – Basketball
 - Alyssa Ostrowski – Basketball
 - Dan Tousley – Football
 - Brandon Marion – Football
 - Jacob Georgakopoulos – Football
 - Rachel Hillis – Golf
 - Lauren Zepeda – Volleyball
 - Ally Rooker – Volleyball
 - Samantha Granger – Volleyball
 - Hannah Foley – Golf
 - Alissa McClimans – Golf

- Nine seniors have signed letters of intent to participate in collegiate athletics
 - Elizabeth Davis – Soccer @ Sienna Heights
 - Alessandra Kozlowski – Track @ Grand Valley State University
 - Gabrielle Rivette – Basketball @ Northwood University
 - Jacob Georgakopoulos – Football @ Saginaw Valley State University
 - Alyssa Ostrowski – Basketball @ Urbana University
 - Samantha Granger – Volleyball @ Findlay University
 - Chad Schupbach – Football and Baseball @ Hope College
 - David Lenzi – Baseball @ Concordia University
 - Kendall Mykietiuk – Swimming @ Oakland University

Athletic Achievements

- Fenton had a very successful year on the field of play in all sports. Below is a chart that shows the number of athletes in each season that received an All-League award.

FLINT METRO LEAGUE - ALL LEAGUE AWARDS

	Fall	Winter	Spring	Total
First Team	18	8	13	39
Second Team	28	6	22	56
Third Team	3	10	8	21
Honorable Mention	19	16	9	44
Total	68	40	52	160

All-State Athletes

- Four members of the senior class have received All-State Recognition:
 - Elizabeth Davis, Soccer (Honorable Mention – 2009)
 - Rachel Hillis, Golf (Honorable Mention – 2010)
 - Jacob Georgakopoulos, Football (All-State – 2010)
 - Gabrielle Rivette, Basketball (Honorable Mention – 2011)

- One member of the junior class has received All-State Recognition
 Matt Gilbert, track

- The following members of the Girls’ Tennis Team participated at MHSAA State Finals:

Brittney Beadle	Kelly Chopski
Taylor Duval	Josephine Foguth
Justine Hanson	Ashley Howe
Kelsey Kidd	Morgan Kraut
Allison Peters	Margaret Pooler
Katelyn Praedel	Kendal Stephens

- The following members of the Girls' Ski Team participated at MHSAA State Finals:

Tori Hallwood	Marina Nimmo
Kelley McKay	Lauren Rhoads
McKenna Valley	Flannery Wise

- 11 students participated individually at MHSAA State Finals
 - Meredith Brown, track
 - Matthew Gilbert, track
 - Gabrielle Haaroja, swim
 - Deanna Hooper, swim
 - Kelsey Kidd, swim
 - Max Kryza, track
 - Kendal Mykietiuk, swim
 - Samantha Moss, dive
 - Haley Shaw, swim
 - Seth Thompson, ski
 - Sara Wujciak, swim

Milestones

- Gabrielle Rivette reached a career scoring total of 1,008 points in basketball to become the twelfth woman in the FML history to achieve this honor. Gabrielle is the third Fenton player to reach a career scoring record of 1,000 points.
- Brad Dewitt, Varsity Girls' Basketball coach, holds the record for most wins for Girls' Basketball in the Flint Metro League with 246.
- Gary Ballard, Varsity Girls' Tennis coach, was named Regional Tennis Coach of the Year.

Flint Metro League All Sports Trophy Standing

FHS Athletes won the Flint Metro League All Sports Trophy for the eighth consecutive year for a total of 31 times

Participation

- FHS sponsored 44 interscholastic high school athletic programs
- FHS sponsored four interscholastic athletic clubs (girls and boys bowling, equestrian, power lifting)
- Fenton High School athletes participated in over 700 contests
- FHS hired over 500 officials for home contests
- FHS staffed 52 coaching positions
- FHS coordinated 41 volunteer coaching positions at Fenton High School
- 506 athletes (including 1 foreign exchange students) participated in at least one sport/club activity, representing 42% (506/1207) of the students enrolled at Fenton High School. According to the Michigan Interscholastic Athletic Administrators' Association, any percentage over 40% is considered good.

Tournaments Hosted at Fenton High School Outside Regular Season Contests

- 3 MHSAA District tournaments in Boys Soccer, Girls Soccer and Boys Basketball
- 2 MHSAA Regional tournaments in Boys Soccer and Girls Basketball
- 1 MHSAA Boys Soccer Semi-Finals
- 2 MHSAA Regional Diving events in both Boys and Girls Diving
- 1 MHSAA Wrestling Team District
- 1 Football MHSAA Football Semi-final
- 2 Division 4 State Tennis finals in Boys Tennis and Girls Tennis
- Flint Metro League Boys and Girls Soccer tournaments
- Genesee County Swim Meets for both the Boys and Girls Swimming and Diving
- Boys and Girls swim tournaments
- Freshmen, Junior Varsity and Varsity volleyball tournaments
- High School/Middle School cheer competition
- Junior Varsity and Varsity wrestling tournaments
- 9th/10th grade track invitational for boys and girls
- Middle School League swim meet

Participants by Season, Gender, and Grade

- 331 Fall participants
- 204 Winter participants
- 260 Spring participants
- 268 Male participants for the year
- 238 Female participants for the year
- Total FHS athletic participants: 506, which includes one foreign exchange student and club sports

	9th Grade Males	9th Grade Females	10th Grade Males	10th Grade Females	11th Grade Males	11th Grade Females	12th Grade Males	12th Grade Females
1 Sport	46	48	32	31	37	30	33	29
2 Sports	25	22	22	30	25	15	19	10
3 Sports	9	10	11	7	7	2	2	4
Total	80	80	65	68	69	47	54	43

Fenton High School Revenues as of 6/6/2011

- 55 participation fees waived (55 x \$200 = **-\$11,000**)
- 20 participation fees reduced (20 x \$100 = **-\$2000**)
- 430 fully paid participation fees (430 x \$200 = \$86,000)
- 1 foreign exchange student waived (1 x \$200 = **-\$200**)
- 69 payment plans
- Gate receipts of \$123,480 (not including participation fees. This exceeded the budget projection by approximately \$17,000.)

Senior Athletic Scholarship Finalists Recipients:

- Leroy Decker Award Recipient– Eric Mowery
- Mark Peck Award Recipient – Ryan Delecki
- Ivan Williams Award Recipient – Samantha Granger
- State Bank Athlete of the Year nominees: Eric Mowery, Samantha Granger
- Kendall Mykietiuik was a Flint Area Kiwanis’s Athlete of the Month nominee
- Five seniors were named Flint Area Kiwanis Athlete of the Month winners:
 - Eric Mowery - November
 - Samantha Granger – December
 - Gabrielle Rivette – March
 - Elizabeth Davis – April
 - Chad Schupbach - May
- Samantha Granger was named the Female State Bank Athlete of the Year Winner
- Eric Mowery was one of the 120 finalists for the MHSAA Scholar Athlete Award

AGS MIDDLE SCHOOL

Participation

- AGS Middle School sponsored 16 interscholastic middle school athletic programs
- AGS Middle School athletes participated in over 128 contests
- AGS Middle School has hired over 64 officials for home middle school contests
- Staffed 21 coaching positions at AGS Middle School
- 4 volunteer coaching positions at AGS Middle School
- 266 athletes participated in at least one sport (51.6%) (266/515) of the students enrolled at AGS Middle School

	7th Grade Males	7th Grade Females	8th Grade Males	8th Grade Females
1 Sport	31	31	33	30
2 Sports	23	33	22	20
3 Sports	13	11	6	6
4 Sports	1	0	1	4
Total	68	75	62	60

Participants by Season, Gender

- 168 Fall participants
- 70 Early Winter participants
- 83 Late Winter participants
- 129 Spring participants
- 130 Male participants
- 136 Female participants

AGS Middle School Revenues As of 6/6/2011

- 47 participation fees waived (47 x \$100 = **-\$4,700**)
- 16 participation fees reduced 16 x \$50= **-\$800.00** (1 not paid)
- 200 fully paid participation fees (200 x \$100 = \$20,000) (2 unpaid participation fees)
- Gate receipts total \$11,995 (not including participation fees. This exceeded the original budget projection by approximately \$800)

APPENDIX I

10 Year Participation History at Fenton High School

	00 - 01	01 - 02	02 - 03	03 - 04	04 - 05	05 - 06	06- 07	07- 08	08- 09	09- 10	10- 11
Football	83	84	93	80	86	79	101	101	106	104	104
Girls Basketball	28	31	32	29	31	33	29	32	36	34	38
Fall Cheer	33	36	38	41	49	47	54	48	31	24	30
Girls Cross Country	8	7	18	20	22	21	22	15	14	19	30
Boys Cross Country	10	12	9	19	17	22	26	23	28	33	31
Boys Golf	12	10	14	18	12	15	13	13	15	14	16
Boys Soccer	33	33	33	33	34	41	36	42	39	38	38
Girls Swim	31	34	28	31	26	27	24	28	26	21	28
Girls Tennis	36	43	39	45	37	38	29	35	34	38	48
Boys Basketball	38	35	34	40	43	41	40	39	41	37	40
Winter Cheer	36	40	37	41	49	51	51	39	18	23	28
Hockey	17	20	18	19	21	19	22	20	22	21	17
Boys Ski	16	13	12	10	7	12	8	7	9	9	9
Girls Ski	6	10	12	8	11	9	9	4	5	10	13
Boys Swim	17	11	11	12	25	26	26	24	26	18	33
Volleyball	39	43	45	42	40	36	42	36	34	40	39
Wrestling	25	33	18	24	16	21	32	28	34	18	17
Baseball	44	47	42	43	43	43	46	42	43	43	48
Girls Golf	NA	NA	NA	13	12	11	10	11	11	12	14
Girls Soccer	38	38	34	38	39	40	45	39	40	35	42
Softball	27	27	30	31	26	28	29	34	28	28	24
Boys Tennis	14	14	22	25	28	31	25	21	24	24	22
Boys Track	26	30	41	41	49	58	59	59	60	55	61
Girls Track	24	30	31	45	43	47	38	39	39	32	31
Total	641	681	691	748	766	796	816	779	763	730	810

School Enrollment
 (data since Mr.
 Bakker began at
 FHS

1177 1190 1166 1160 1147 1250 1207

APPENDIX II

Two Year Participation History at Andrew G. Schmidt Middle School

	09-10	10-11
Football 7	41	37
Football 8	45	36
Girls Basketball 7	16	16
Girls Basketball 8	21	21
Fall Cheer	24	21
Girls Cross Country	19	18
Boys Cross Country	35	24
Girls Swim	32	23
Girls Track	79	79
Boys Basketball 7	17	18
Boys Basketball 8	20	16
Winter Cheer	20	18
Boys Swim	12	8
Boys Track	58	50
Volleyball 7	17	20
Volleyball 8	23	20
Wrestling	17	28
Total	496	453

3 mgrs 2011

School Enrollment 532 515

APPENDIX III

Five Year Athletic Revenue History at Fenton High School

	2006-2007 Projected	2006-2007 Actual	2007-2008 Projected	2007-2008 Actual	2008-2009 Projected	2008-09 Actual	2009-2010 Projected	2009-10 Actual	2010-2011 Projected	2010-11 Actual
Varsity Football	\$27,500.00	\$29,232.85	\$28,000.00	\$33,183.80	\$30,000.00	\$37,357.25	\$35,000.00	\$38,162.50	\$35,000.00	\$40,580.00
JV Football	\$7,500.00	\$7,230.00	\$4,500.00	\$5,509.25	\$8,000.00	\$8,731.75	\$7,000.00	\$8,031.25	\$7,000.00	\$6,489.80
Var B Basketball	\$15,000.00	\$15,631.00	\$14,000.00	\$9,430.00	\$10,000.00	\$16,116.60	\$15,000.00	\$16,698.70	\$15,000.00	\$19,198.55
9th B Basketball	\$1,200.00	\$1,620.00	\$1,200.00	\$1,825.00	\$1,800.00	\$2,535.00	\$1,800.00	\$2,824.00	\$1,800.00	\$1,901.00
Var G Basketball	\$5,500.00	\$4,166.00	\$2,000.00	\$6,808.00	\$6,000.00	\$2,319.00	\$2,500.00	\$3,361.00	\$2,500.00	\$5,968.00
9th G Basketball	\$0.00	\$1,132.00	\$1,000.00	\$1,245.00	\$1,200.00	\$1,490.00	\$1,200.00	\$1,035.00	\$1,200.00	\$550.00
Wrestling	\$1,200.00	\$4,570.00	\$1,500.00	\$1,715.00	\$1,500.00	\$2,025.00	\$1,500.00	\$2,100.00	\$1,500.00	\$745.00
G Swim/Dive	\$1,500.00	\$1,019.00	\$0.00	\$0.00	\$1,500.00	\$1,866.00	\$1,500.00	\$1,105.00	\$1,500.00	\$1,600.00
B Swim/Dive	\$3,000.00	\$1,005.00	\$0.00	\$0.00	\$1,200.00	\$1,425.00	\$1,200.00	\$1,390.00	\$1,200.00	\$2,020.00
Volleyball	\$3,000.00	\$3,375.00	\$3,000.00	\$2,580.00	\$2,500.00	\$2,890.00	\$2,500.00	\$3,077.00	\$2,500.00	\$3,359.80
B Soccer	\$5,000.00	\$3,454.00	\$3,300.00	\$4,226.00	\$4,200.00	\$3,880.00	\$4,000.00	\$4,264.50	\$4,000.00	\$2,339.95
G Soccer	\$3,800.00	\$2,831.00	\$3,000.00	\$3,485.00	\$3,200.00	\$6,191.06	\$3,000.00	\$4,920.00	\$3,000.00	\$2,460.00
Track	\$0.00	\$0.00	\$1,000.00	\$1,900.00	\$1,000.00	\$1,734.00	\$1,500.00	\$1,550.00	\$1,500.00	\$1,772.00
Cheerleading	na	na	na	na	na	na	\$0.00	\$860.00	\$0.00	\$0.00
Family Pass	\$9,000.00	\$10,505.05	\$9,500.00	\$8,460.00	\$8,500.00	\$10,437.00	\$9,000.00	\$12,820.00	\$9,000.00	\$14,010.00
Pay to Participate	\$49,500.00	\$52,225.00	\$50,000.00	\$49,985.00	\$49,500.00	\$49,802.50	\$66,500.00	\$58,980.00	\$80,000.00	\$88,290.00
TOTAL	\$132,700.00	\$137,995.90	\$122,000.00	\$130,352.05	\$130,100.00	\$148,800.16	\$153,200.00	\$161,178.95	\$166,700.00	\$191,284.10

APPENDIX IV

Two Year Athletic Revenue History at Andrew G. Schmidt Middle School

	2009-10 Projected	2009-10 Actual	2010-11 Projected	2010-11 Actual
Football	\$ 3,600.00	\$ 3,676.17	\$ 3,000.00	\$ 3,000.55
Boys Basketball	\$ 2,500.00	\$ 2,308.70	\$ 2,500.00	\$ 2,598.15
Girls Basketball	\$ 1,600.00	\$ 1,639.80	\$ 1,500.00	\$ 1,661.15
Wrestling	\$ 825.00	\$ 390.00	\$ 825.00	\$ 710.00
Swim	\$ 1,100.00	\$ 1,127.00	\$ 500.00	\$ 416.00
Volleyball	\$ 3,500.00	\$ 3,501.45	\$ 1,800.00	\$ 1,641.66
Track	\$ 1,900.00	\$ 1,993.60	\$ 1,000.00	\$ 1,967.05
Student Fees	\$ 18,000.00	\$ 18,075.00	\$ 17,500.00	\$ 20,500.00
Family Pass	NA	NA	NA	NA
Total	\$ 33,025.00	\$ 32,711.72	\$ 28,625.00	\$ 32,494.56

APPENDIX V

Metro League All Sports Trophy

ALL-SPORTS TROPHY

	2010-11								Fall
	<u>GOLF</u>	<u>B. TEN</u>	<u>B SOCC</u>	<u>VB</u>	<u>G CC</u>	<u>B CC</u>	<u>FB</u>	<u>G SWIM</u>	<u>Total</u>
Fenton	6.5	5	4	10	7	9	7.5	7	56
Holly	3	9	10	2	8	6	6	4.5	48.5
Swartz Creek	10	4	1	3	5.5	7	3	1	34.5
Linden	6.5	0	7	6	10	9	10	0	48.5
Brandon	1	7	5.5	4	2	5	4.5	2	31
Kearsley	8	2	2.5	5	1	2	2	1.5	24
Lapeer East	4	6	8	7	5.5	1	7.5	2.25	41.25
Lapeer West	5	3	2.5	8	3	3	4.5	2.25	31.25
Clio	2	1	5.5	1	4	4	1	1.5	20

	Thru										Winter
	<u>Fall</u>	<u>WR</u>	<u>GBB</u>	<u>BBB</u>	<u>HKY</u>	<u>SWIM</u>	<u>CHR</u>	<u>G BWL</u>	<u>B BWL</u>	<u>Total</u>	Cumul.
Fenton	56	4.5	8	10	4	5	2	4	2	95.5	
Holly	48.5	10	7	7.5	2.5	3.5	4	5.5	5.5	94	
Swartz Creek	34.5	3	6	7.5	7	1.5	1	5.5	8	74	
Linden	48.5	7	2	4	0	0	6	2	1	70.5	
Brandon	31	6	1	4	2	7	10	1	3.5	65.5	
Kearsley	24	4.5	3.5	6	2.5	1.5	5	10	10	67	
Lapeer East	41.25	2	3.5	1	1	1.75	3	7.5	3.5	64.5	
Lapeer West	31.25	8	5	2	3	1.75	8	3	5.5	67.5	
Clio	20	1	10	4	0	0	7	7.5	7	56.5	

	Thru	Girls	Girls	Boys	Boys	Girls	FINAL		
	<u>Winter</u>	<u>Soccer</u>	<u>Tennis</u>	<u>Golf</u>	<u>Track</u>	<u>Track</u>	<u>Softball</u>	<u>Baseball</u>	<u>TOTAL</u>
Fenton	95.5	9	7	3.5	6	8	8.3	6	143.3
Holly	94	6.5	9	2	10	10	2	2	135.5
Swartz Creek	74	4	2	10	7	1.5	4	3.5	106
Linden	70.5	6.5	0	5.5	8	6	3	5	104.5
Brandon	65.5	2	6	7	3	7	5	8	103.5
Kearsley	67	3	1	3.5	5	4.5	8.3	7	99.3
Lapeer East	64.5	9	5	1	4	4.5	1	10	99
Lapeer West	67.5	5	4	5.5	1.5	3	8.3	1	95.8
Clio	56.5	1	3	8	1.5	1.5	6	3.5	81

	BOYS	GIRLS
	TOTAL	TOTAL
Fenton	66.5	76.8
Holly	74	61.5
Swartz Creek	62.5	43.5
Linden	56.5	48
Brandon	62.5	41
Kearsley	48.5	50.8
Lapeer East	46.75	52.25
Lapeer West	41.25	54.55
Clio	36.5	44.5

APPENDIX VI

Budget Analysis

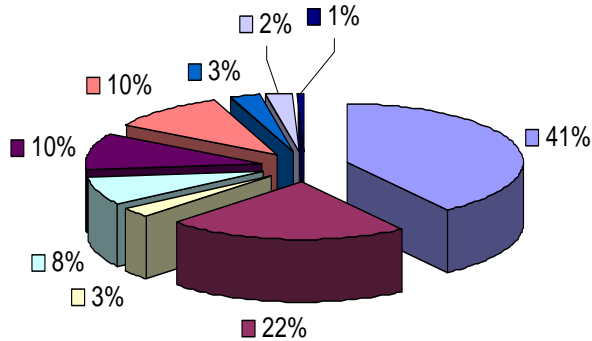
FHS Expenses 2010-11 School year

Coaching Salaries	\$165,824.83
Other Athletic Department Salaries	\$91,958.11
Transportation	\$12,088.09
Team Supplies/costs	\$32,594.32
Official's Salaries	\$42,072.94
FICA/Retirement	\$43,011.38
Other Salaries	\$11,981.28
Other Supplies	\$10,136.41
Still encumbered for 2010-11	\$2,132.38
Total Expense	\$411,799.74

AGS Expenses 2010-11 School year

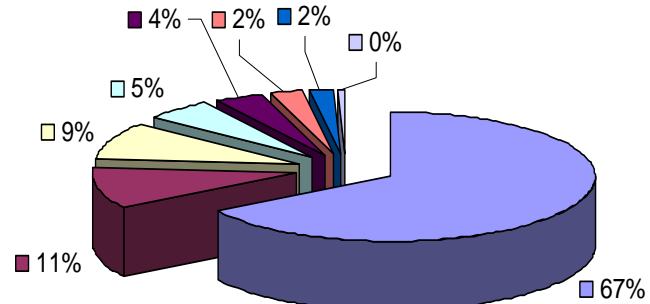
Coaching Salaries	\$44,341.88
Other Athletic Department Salaries	\$2,615.00
Transportation	\$1,435.41
Team Supplies/costs	\$6,797.64
Official's Salaries	\$3,654.00
FICA/Retirement	\$6,250.00
Other Salaries	\$0.00
Other Supplies	\$293.28
Still encumbered for 2010-11	\$1,559.50
Total Expense	\$66,946.71

FHS Athletic Expenses 2010-11



- Coaching Salaries
- Other Athletic Department Salaries
- Transportation
- Team Supplies/costs
- Officials Salaries
- FICA/Retirement
- Other Salaries
- Other Supplies
- Still encumbered for 2010-11

AGS Athletic Expenses 2010-11



- Coaching Salaries
- Team Supplies/costs
- FICA/Retirement
- Officials Salaries
- Other Athletic Department Salaries
- Still encumbered for 2010-11
- Transportation
- Other Supplies


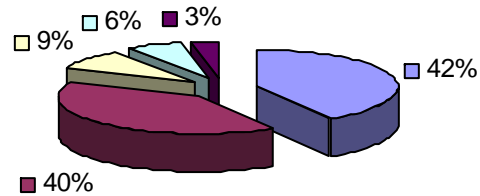
FHS Revenues 2010-11 School Year

Gate Receipts	\$90,484.10
Pay to Participate	\$88,490.00
Officials Reimbursement	\$18,841.58
Family Passes	\$14,010.00
Other	\$7,107.02
Total	\$218,932.70

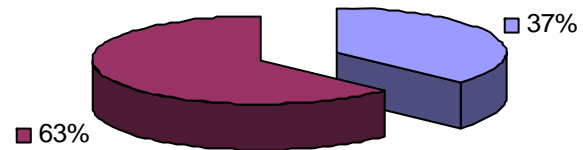
AGS Revenues 2010-11 School Year

Gate Receipts	\$11,994.56
Pay to Participate	\$20,500.00
Total	\$32,494.56

FHS Athletic Revenues 2010-11



AGS Athletic Revenues 2010-11



Total Expenses for 2010-11 School Year

AGS Total	\$66,947.01
FHS Total	\$411,799.74
Total	\$478,746.75

Total Revenues for 2010-11 School Year

AGS Total	\$32,494.56
FHS Total	\$218,932.70
Total	\$251,427.26

Athletics Total Cost to FAPS

AGS Final Cost	\$34,452.45
FHS Final Cost	\$192,867.04
FAPS Final Cost	\$227,319.49

Percentage of General Fund 0.80%