

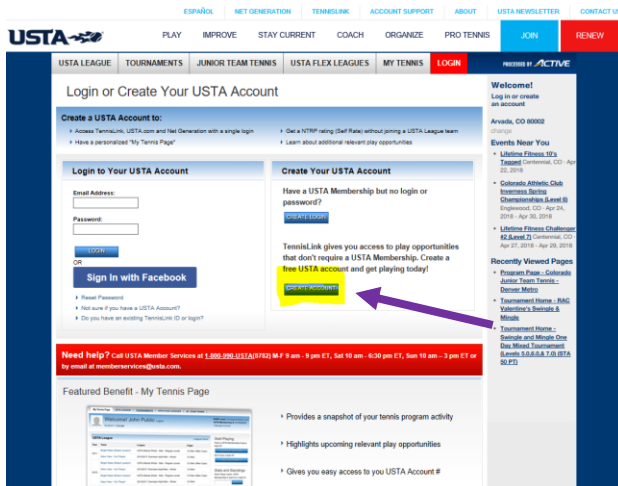
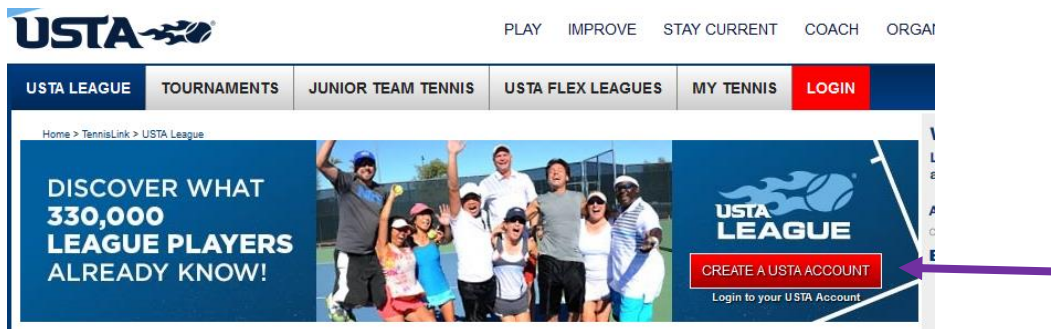
## NEW to 2018 – CREATING JUNIOR USTA ACCOUNTS FOR PLAYERS UNDER 14 YEARS OLD

- It is now required by law for a parent or legal guardian to create all USTA accounts for players under 14 years old.
- This does not apply to existing JTT players that already have USTA Accounts.
- In order to register children under the age of 14 for a USTA program or event, the **parent and child** must have accounts that are linked to each other.
- To avoid confusion, please make sure parents are aware that a USTA Account is different than a USTA Membership and a **USTA Membership is not needed to play JTT**.
- If a parent already has their own account, they may scroll down to “Junior Account Creation” – no need to make a new account

### VISUAL REGISTRATION GUIDE

## Parent Account Creation

1. Go to [TennisLink](#) and select “Create an Account”



Select “Create a free USTA account and get playing today”

### Create a USTA Account Profile

Create a USTA Account today to start playing!

Start with one of the following options:

- I am a USTA Member
- I have a Team Tennis Number
- I am new to TennisLink and want to create an account

*If you are the parent of a child age 13 and under, please create your own account first. Your child's account can be created after.*

[NEXT](#)

2. Click on “I am new to TL and want to create an account”

### 3. Fill in your personal info

USTA LEAGUE TOURNAMENTS JUNIOR TEAM TENNIS USTA FLEX LEAGUES MY TENNIS LOGOUT

## Create a USTA Account Profile

Create a USTA Account today to start playing!

Some programs require that you have a USTA Membership. If you are not yet a Member, [click here to join now!](#) You will also enjoy a 10% discount off USTA and US Open merchandise, as well as discounts on dining, travel, retail, and entertainment at well-known hotels, car rental agencies, sporting good stores, and more.

If you prefer not to join at the moment, fill in the form below to register for a USTA Account.

\* Indicates required field

Personal Information

First Name:\*

Last Name:\*

Gender:\*

Birthdate:\*

Zip Code:\*

### 4. Continue with personal information, and create a password

\* Indicates required field

Personal Information

First Name:\*

Last Name:\*

Gender:\*

Birthdate:\*

Phone:\*

Cell Phone:

Email\*

Location Information

Country:\*

Zip Code:\*

City:\*

State:\*

Your Login ID is your email address.

We share your email address with our Sectional Associations, service providers, sponsors, other tennis-related organizations, and select companies we believe may offer products, services, materials or information of interest to you.

Ethnicity:

Create Password

You can use your email address to log in.

Password:\*

Confirm Password:\*

Hit "Next", and you will then be directed to your TennisLink homepage. Your account is set up and you can now create a USTA Account for your child.

# Junior Account Creation

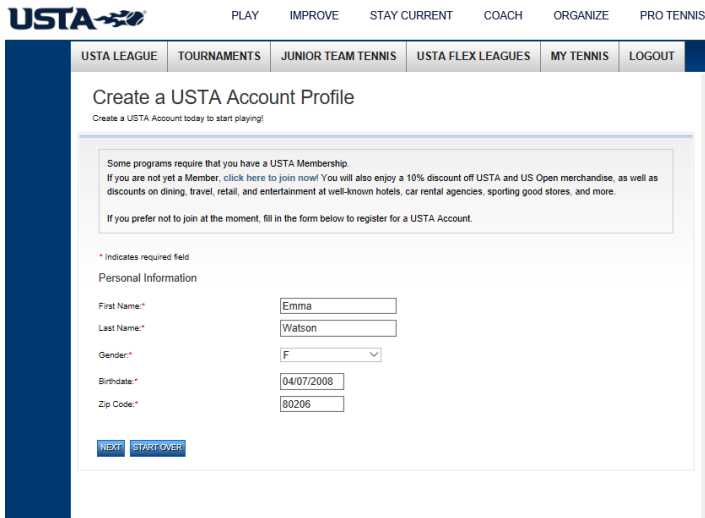
- Now that the parent account is created, navigate to [TennisLink](#) and login. Under the [JTT Tennis Tab](#), click on **Register for a Team (see red arrow)**.

The screenshot shows the USA Tennis website interface. At the top, there are navigation tabs: PLAY, IMPROVE, STAY CURRENT, COACH, ORGANIZE, and PRO TENNIS. Below this is a secondary navigation bar with tabs: USTA LEAGUE, TOURNAMENTS, JUNIOR TEAM TENNIS (highlighted), USTA FLEX LEAGUES, MY TENNIS, and LOGOUT. A 'Switch Profile' button is visible. On the left is a sidebar menu with categories like USTA Organization, TennisLink, and Membership. The main content area features a 'Welcome to TennisLink USTA Team Tennis' message and a 'My Teams' section. On the right, there is a 'Help Center' section with a 'Join Team Tennis' button and a 'Program Play' section containing links: 'Register for a Team', 'Become a Program Coordinator', and 'Become a Coach/Captain'. A red arrow points to the 'Register for a Team' link.

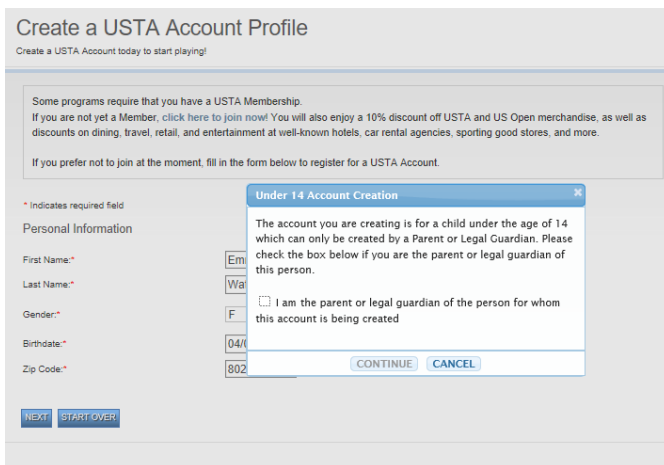
- Click on **Don't Have A USTA Account**.
- NOTE: If you as a parent/guardian are registering your child for a team, then you may obtain a team number from their coach/facility coordinator. BUT, you do not need a team number if the coach/facility coordinator is signing kids up themselves. If that's the case, you will create your child's account and then provide this person with their USTA number.**

The screenshot shows the 'Player Registration' form. At the top, there is a '>> Player Registration' header and a 'Cancel' link. Below this, there is a paragraph explaining the registration options. The form is divided into sections: 'Registration if you have a team number:', 'Registration for a Program if you don't have a team number:', and 'Coach/Captain, need to create a new team?'. Below these sections, there is a note about the maximum number of players (15) and a 'Need help with account/registration?' link. The main part of the form is a table with 5 rows for adding players. Each row has columns for 'Team Number', 'USTA Account', and a 'Remove' link. A red arrow points to the 'Don't have a USTA Account?' link in the first row. At the bottom of the table, there are '+ Add More Players' and 'Submit' buttons.

	Team Number	USTA Account		
1 .	<input type="text"/>	2017254901	<a href="#">Don't have a USTA Account?</a>	<a href="#">Remove</a>
2 .	<input type="text"/>	<input type="text"/>	<a href="#">Don't have a USTA Account?</a>	<a href="#">Remove</a>
3 .	<input type="text"/>	<input type="text"/>	<a href="#">Don't have a USTA Account?</a>	<a href="#">Remove</a>
4 .	<input type="text"/>	<input type="text"/>	<a href="#">Don't have a USTA Account?</a>	<a href="#">Remove</a>
5 .	<input type="text"/>	<input type="text"/>	<a href="#">Don't have a USTA Account?</a>	<a href="#">Remove</a>



4. Fill in child's personal information, and hit **Next**
5. The following screen will appear



6. Select that you're the parent/guardian & then click continue. Continue filling in child's personal info and hit **Next**

## Create a USTA Account Profile

Create a USTA Account today to start playing!



7. Write down child's USTA Account number. *Again, if a coach is registering kids, then just provide them with your child's USTA number. If a parent is signing them up, they will also need the team number. They will proceed to fill in both the team number and the child's USTA number, and be directed to checkout.*

>> Player Registration Cancel

Tennis Link provides options to sign up for a Team Tennis Program determined by your local area. One requires a team number provided by a Coach/Captain or Program Coordinator. The other allows a player to register for a program at a given level and then be assigned to a team by the program coordinator.

**Registration if you have a team number:**  
(1) Enter the team number.  
(2) Enter USTA Account (Jr. Programs) or Team Tennis ID # or click "don't have a #?" (Adult programs)  
(3) Click "Submit".

Registration for a Program if you don't have a team number:  
[Click here to Register for a Team Tennis Program](#)

Coach/Captain, need to create a new team?  
[Click here to create a new team](#)

The maximum number of players that can be registered at one time is 15. [Need help with account/registration?](#)

+ Add More Players Submit

	Team Number	USTA Account		
1.	<input type="checkbox"/> AutoFill	2017254901	<a href="#">Don't have a USTA Account?</a>	<a href="#">Remove</a>
2.	<input type="text"/>	<input type="text"/>	<a href="#">Don't have a USTA Account?</a>	<a href="#">Remove</a>
3.	<input type="text"/>	<input type="text"/>	<a href="#">Don't have a USTA Account?</a>	<a href="#">Remove</a>
4.	<input type="text"/>	<input type="text"/>	<a href="#">Don't have a USTA Account?</a>	<a href="#">Remove</a>
5.	<input type="text"/>	<input type="text"/>	<a href="#">Don't have a USTA Account?</a>	<a href="#">Remove</a>

+ Add More Players Submit

Only if they have it (would be provided by the coach)

## STEP BY STEP REGISTRATION GUIDE (Without Visuals)

### Parent Account Creation

- A parent must have a USTA account in order to create an account for their child. This step is not necessary if you already have an account.
1. Go to [TennisLink](#) and select **"Create an Account"**
  2. Click on **"I am new to TL and want to create an account"**
  3. Fill in your personal info
  4. Continue with personal information, and create a password
  5. Hit **"Next"**, and you will then be directed to your TennisLink homepage. Your account is set up. Next, create a USTA Account for you child.

### Parent registering (parent has a USTA account, child does not)

1. As a parent/guardian, login to your [TennisLink](#) account
2. Under the JTT Tennis Tab, click **"Register for a Team"** (you do not need to have a team number at this point in order to create a junior account)
3. Click on **"don't have a USTA account"**

4. Fill in child's personal information, and hit "Next"
5. Write down their account number
6. Return back to registration page, fill in their team and account number, and proceed through checkout. **Note: if a coach or facility coordinator is signing kids up for a team, then you do not need a team number. Just provide that person with your child's USTA number**

**Parent registering their child (both have a USTA account, but they are not linked)**

**This is optional for parents interested in linking their existing USTA account to their child's USTA Account.**

1. Contact member services at 1-800-990-8782 to get those accounts linked. *Make sure that a new child account is not being created*