

Compatible = ●

Not compatible = X

TLCPL eMedia – Compatible Devices Chart									
Device Name	Service								
	OverDrive App	OverDrive Media Console via Windows .WMA format	OverDrive Media Console via Macintosh .MP3 format	OverDrive Collection via computer	OverDrive Read	Hoopla	Oneclickdigital Audio	Flipster eMagazines	Zinio eMagazines
iPad	● iOS 8 and newer	●	●	X	●	● iOS 9 & iOS 10 iPad 2, 3 rd & 4 th gen, iPad Air, iPad Air 2, iPad Mini 1 st gen – 4 th , iPad Pro 9.7" & 12.9"	●	● iOS 8 and above	●
iPhone	● iOS v 4.3 or newer	X	X	X	● iOS 8 and newer	● iOS 9 & iOS 10 4S, 5, 5s/5c, 6, 6s, 6 Plus, 6s Plus, 7, 7 Plus	● 5.1.1 and newer	●	●
iPod Touch	●	X	X	X	●	● 5th generation and newer	●	●	●
iPod, iPod classic, iPod Mini, & Ipod Shuffle 2 nd generation or newer	X	X	● Audio only	X	X	X	●	X	X
Nook HD/HD+	●	X	X	X	X	●	X	X	X
Nook Tablet via device browser	●	X	X	X	X	●	X	X	X
Nook 1st Edition	X	X	● mp3 only	● Via ADE sideload	X	X	X	X	X
Nook Simple Touch	X	X	X	● Via ADE sideload	X	X	X	X	X
Nook Simple Touch Glowlight	X	X	X	● Via ADE sideload	X	X	X	X	X
Kindle e-Reader	X	X	● mp3 only	● Kindle book format via wifi/side-load	X	X	X	X	X
Kindle Paperwhite e-Reader	X	X	X	● Via ADE sideload	X	X	X	X	X
Kindle Oasis e-Reader	X	X	X	● Via ADE sideload	X	X	X	X	X
Kindle Voyage e-Reader	X	X	X	● Via ADE sideload	X	X	X	X	X
Kindle Fire	● Versions prior to V3.6	X	X	X	X	● Fire 7" (2015), Fire OS 3.2.8 or newer	●	●	●
Kindle Fire HD/HDX	●	X	X	X	●	● HD 7" (2013), HDX 7" (2013), HDX 8.9" (2013), HD6" (2014), HD7" (2014), HDX 8.9" (2014), HD 8" (2015), HD 10" (2015), HD 8", (2016)	●	●	● (HD) X (HDX)
Kobo eReader	●	X	X	X	X	X	X	X	X
Kobo Tablet	●	X	X	X	●	●	●	●	●
Windows 7,8,&10	●	X	X	X	●	●	●	●	● Windows 7 and above

Compatible = ●

Not compatible = X



TLCPL eMedia – Compatible Devices Chart

Service

Device Name	OverDrive App	OverDrive Media Console via Windows .WMA format	OverDrive Media Console via Macintosh .MP3 format	OverDrive Collection via computer	OverDrive Read	Hoopla	Oneckiddigital Audio	Flipster eMagazines	Zinio eMagazines
Windows Phone	●	X	X	X	●	X	X	●	X
Chromebook	●	X	X	X	●	● ChromeCast device (all versions)	X	●	X
Android	● V2.2 or newer	X	X	X	●	● 4.1x & up	● OS 2.3.3 and later	● 7" and above. Version 4.2 and above	●
Mac	● 10.6 (or newer)	X	●	X	●	●	●	●	●
Browser Name									
Internet Explorer	X	X	X	X	● IE 10+	● IE 10+ (works better on Chrome and Firefox)	●	● IE 8	●
Firefox	X	X	X	X	●	● Firefox 32+	●	● version 28+	●
Chrome	X	X	X	X	●	Chrome 39+	●	● version 33+	●
Safari	X	X	X	X	●	Safari 7+	●	● version 5.1 a	●
Edge	●	X	X	X	X	●	X	●	X


Additional Information

*Zinio eMagazines are not compatible with the Silk Browser

Follow the directions through the following link: <http://imgs.zinio.com/faq/ZinioReader.2.6.6724.Regular.apk>

To install the Zinio app, please follow the instructions below directly from your Kindle Fire – <http://imgs.zinio.com/faq/ZinioReader.2.1.6195.KindleFire.apk>

From the home screen of your device, put your finger on the top right corner of the screen and 'swipe' down to bring up the Settings menu. Tap: **More > Device > Allow installation (from unknown devices)** > select "ON".

TLCPL eMedia – Compatible Devices Chart								
 Device Name	Service							
	OverDrive App	OverDrive Media Console via Windows .WMA format	OverDrive Media Console via Macintosh .MP3 format	OverDrive Collection via computer	OverDrive Read	Hoopla	Oneclickdigital Audio	Flipster eMagazines
Additional Information								

Zinio

To access Zinio through your Win8 tablet, Win8 PC or Nokia Lumia Win8 Phone, please install the Zinio App.

- Go to the Store
- Search for and install “Zinio”
- Open the Zinio App from the device’s home screen
- Swipe to the right and “sign in”

Zinio is compatible with:

- PCs and Macs
- Android 4.0.3 and up via our app downloaded on Google Play
- OS v7.0 and up downloaded via the App Store
- Win8 devices


Zinio Reader 5

- The ZR5 Online will give customers the ability to read magazines online on desktops, tablets and smartphones without the need to install any third party software (such as Adobe Flash), downloading an app or being restricted to the rules placed by Apple or Google.
- ZR5 Offline will give customers the option to download magazines to desktops and laptops to read anywhere, any place and any time with or without an internet connection

I am receiving an Error Message: "Adobe Flash 10 Required" (IOS)

If you receive the error message “Adobe Flash 10 Required” this indicates you are attempting to view a publication from a web browser on zinio.com within an Apple Device. It is not possible to read from a web browser but this is easy to resolve:

- Install or open the Zinio App from your iPad / iPhone / iPod Touch
- Tap on Read (the book icon)
- Tap on the publication to read it.

TLCPL eMedia – Compatible Devices Chart									
 Device Name	Service								
		OverDrive App	OverDrive Media Console via Windows .WMA format	OverDrive Media Console via Macintosh .MP3 format	OverDrive Collection via computer	OverDrive Read	Hoopla	Oneclickdigital Audio	Flipster eMagazines
Additional Information									

Hoopla

What is the Widevine Plugin when using hoopla?

Widevine is a free add-on plug-in owned by Google that uses via your web browser to play video content on IE & Safari Browsers.

If you do not already have Widevine installed when you attempt to play a video title, your web browser will direct you to the Widevine website or you can download the plugin from the following locations:

Windows:

Chrome - <http://dl.google.com/dl/widevine/6.0.0.12757/WidevineMediaOptimizerChrome.exe>

Firefox - http://dl.google.com/dl/widevine/6.0.0.12757/WidevineMediaOptimizer_win.xpi

Internet Explorer - <http://dl.google.com/dl/widevine/6.0.0.12757/WidevineMediaOptimizerIE.exe>

Mac OSX:

All browsers - <http://dl.google.com/dl/widevine/6.0.0.12757/WidevineMediaOptimizer.dmg>

Can I use hoopla on Fire TV, Firestick, or Alexa?

No, currently hoopla is not compatible. Your device must have FireOS 3.2.8 or newer in order to be supported by hoopla.

How do I get Audiobooks & Music to work on my browser using hoopla?

Below are the required plug-in for each browser, these will need to be enabled to play audio.

- Chrome No plug-in required
- Edge Flash is required, and might need enabled in the browser settings
- Firefox Flash 22 is required, and might need enabled in the browser settings
- IE11 with windows 8.1 No plug-in is required
- IE11 with windows 7 & 8 Flash is required, and might need enabled in the browser setting
- Safari Flash 22 is required, and might need to be enabled in the browser setting.

What is Silverlight, and what browsers use it?

Silverlight is required for the latest browser versions of IE11 & Safari, and is only needed for the videos. When you attempt to play a video it will prompt you to install the plugin

TLCPL eMedia – Compatible Devices Chart									
Service									
Device Name	OverDrive App	OverDrive Media Console via Windows .WMA format	OverDrive Media Console via Macintosh .MP3 format	OverDrive Collection via computer	OverDrive Read	Hoopla	Oneclickdigital Audio	Flipster eMagazines	Zinio eMagazines
Additional Information									

What is Chromecast?

Chromecast is a wireless way to stream hoopla video's to your TV. Chromecast can be used with Android and iOS device's, to transmit the video's to your TV.

How do I setup Chromecast on hoopla?

Setup from Chromecast is very easy, first you need to make sure your Chromecast device, and your Android/iOS device is on the same WIFI network. Second, make sure you are running the latest hoopla digital app. Finally, you will see a little icon in the upper right, click on that to start the cast then click play on the video.

What devices are supported by hoopla?

Full list of supported Android devices from hoopla: <https://static1.squarespace.com/static/52250544e4b00ee5ef2cefde/t/589b488829687f780aa09f78/1486571658557/1.pdf>

Full list of supported iOS & Amazon devices from hoopla: <https://static1.squarespace.com/static/52250544e4b00ee5ef2cefde/t/589ded576a4963b41d6a67fb/1486744920467/IOSAmazon.pdf>

Does hoopla download to my SD card?

All hoopla digital downloads are stored in the hoopla digital app, and can't be moved to an SD card on the device. We always recommend having plenty of free space on your device's main memory.


How can I use hoopla on the TV?

Interested in watching hoopla Videos on your home television? We are presently compatible with both Apple TV and Chromecast devices. iOS users that have an Apple TV may simply mirror the content they see on their iOS mobile device to their television. Android users that have Chromecast have the ability to cast hoopla Digital videos to their television using either their PC or iOS/Android mobile device. Those with neither an Apple TV or Chromecast device can simply connect their device to their television using an HDMI adapter.

How to get videos to play on my browser using hoopla?

Below are the required plug-in for each browser, these will need to be enabled to play audio.

- Chrome No plug-in is required for videos
- Edge No plug-in is required for videos
- FireFox 48+ No plug-in is required for Videos
- IE11 requires Silverlight plug-in *See our Silverlight help topic for enabling help
- Safari Requires Silverlight plug-in *See our Silverlight help topic for enabling help

TLCPL eMedia – Compatible Devices Chart								
 Device Name	Service							
	OverDrive App	OverDrive Media Console via Windows .WMA format	OverDrive Media Console via Macintosh .MP3 format	OverDrive Collection via computer	OverDrive Read	Hoopla	Oneclickdigital Audio	Flipster eMagazines
Additional Information								

What versions of hoopla can I use?

Hoopla currently supports iOS 9 and iOS 10 on mobile devices. Please make sure that your device is running the latest software.

For devices running iOS 9, AirPlay is supported only via mirroring, and even then can be inconsistent

For devices running iOS 10, and using the 4.10 (or newer) hoopla app, AirPlay is supported natively (no mirroring required).

To turn on Mirroring:

1. Make sure the device and Apple TV are on the same network.
2. Swipe up from the bottom of the screen to bring up your menu.
3. Select "**AirPlay**" which is located under the volume controls.
4. Select **Apple TV**. (will display whatever the Apple TV is named)
5. Turn "**Mirroring**" on by tapping the button next to mirroring.
6. Your device will now be ready to stream to your Apple TV.

How do I get Audiobooks & Music to work on my browser using hoopla?

Below are the required plug-in for each browser, these will need to be enabled to play audio.

- Chrome No plug-in required
- Edge Flash is required, and might need enabled in the browser settings
- Firefox Flash 22 is required, and might need enabled in the browser settings
- IE11 with windows 8.1 No plug-in is required
- IE11 with windows 7 & 8 Flash is required, and might need enabled in the browser setting
- Safari Flash 22 is required, and might need to be enabled in the browser setting.

What is Silverlight, and what browsers use it?

Silverlight is required for the latest browser versions of IE11 & Safari, and is only needed for the videos. When you attempt to play a video it will prompt you to install the plugin.