

Decorative Crown or Hat



On the joyous holiday of Simchat Torah, which means, Rejoicing of the Law, Jews complete the yearly reading of the Torah and begin this ritual anew. The Torah scrolls are carried. People dance and sing in celebration. The artist Solomon Alexander Hart depicts people from many different countries dressed in the clothing of their cultures. Just as people dress up for special occasions, the Torah is also dressed up. One of the items worn by the Torah is a decorative crown. Celebrate the things that make you special with a crown or hat of your own!

Materials you will need:

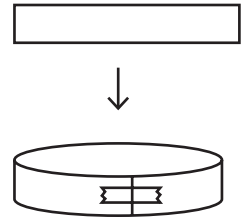
- An old hat or long strip of tagboard or strong paper
- Scissors
- Fabric glue or white glue
- Old T-shirts or other fabric
- Colored paper
- Stapler

Solomon Alexander Hart, *The Feast of the Rejoicing of the Law at the Synagogue in Leghorn, Italy, 1850*, oil on canvas, Gift of Mr. and Mrs. Oscar Gruss, JM 28-55




Making Your Crown or Hat

1 Find an old hat. If you don't have one, use a long strip of thick paper or tagboard long enough to wrap all the way around your head. Have an adult help to measure how long it should be to fit properly. Tape or staple the paper strip to fit your head. You might want to tape it both on the outside and inside of the circle.



2 Think about the kinds of details and decorations you would find on a king or queen's crown or on a Torah crown. Some ideas are jewels, stars, floral details, diamonds, and spirals. Also think of shapes or designs that represent you. For example, if you love the ocean or the park, what patterns from nature would you use?



3 Using markers and paper or fabric, draw designs and shapes for your crown. Then cut out these shapes with scissors.


4 Use any extra fabric or paper to create unusual forms that can be attached to your headdress. You can use techniques such as twisting, fringing, folding, curling, or weaving pieces of fabric or paper.



FRINGE



ROLL



WEAVE

5 Glue these shapes in interesting ways to your hat or tagboard strip. You might want to hang or stack up forms onto your headdress.

6 If you are having trouble gluing, use a stapler to attach some parts. Once the glue has dried, your crown is ready to wear in a Simchat Torah parade!

