

Bottle Bowling

"Spare" some of your empty soda bottles for this game!

Skill level:



Time:




Materials

- 10 empty soda bottles
- markers for decorating(optional)
- medium sized ball
- shredded paper or water
(for giving the bottles weight)

Instructions


1

Collect 10 plastic soda bottles. Clean and rinse them if necessary.



2

Fill them with shredded paper or with a few inches of water in the bottom.



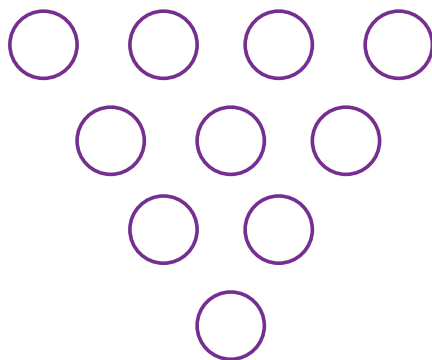
3

Decorate the bottles with markers if you'd like.



4

You're ready for a game of bottle bowling! Set up your bottles outdoors and place them into a triangle pattern. Stand about 10 feet away from the bottles and roll your ball trying to knock over as many as possible. You can adjust your distance from the bottles or the amount of water or paper inside to for varying levels of difficulty. Challenge a friend to a game of bottle bowling!



overhead view of bottle set-up

If you have completed this project and still have more items to recycle, be sure to sign up for the TerraCycle Brigades at www.terracycle.com and send them in. These items will be transformed into new products, and better yet, your collection will earn money for your favorite charity!

