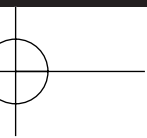
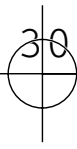


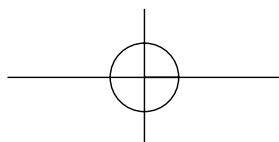


INSTRUCTIONS AND WARRANTY
FOR
CHRONOGRAPHS





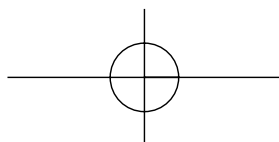
English	2-30
Français	31-61
Español	62-91
Brasileiro	92-117
日本語	118-141
中文	142-165
한국어	166-190
عربي	191-214
فارسی	215-239
Authorized service centers	240-249
USA and Canada Repair Coupon	251-252

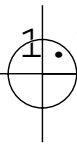




VICTORINOX SWISS ARMY INSTRUCTIONS FOR USE AND LIMITED WARRANTY

I. GENERAL INFORMATION	3	V. SPECIFIC SECTION	
Disposal of used batteries	3	Rotating bezel with countup function	20
How to find the calibre of your timepiece	4	Rotating bezel with countdown function	21
Special recommendations	4	Tachymeter feature	21
II. CHRONOGRAPH FUNCTIONS		Telemeter feature	22
Use of the chronograph	5	Water resistance	23
III. INSTRUCTIONS FOR USE QUARTZ CHRONOGRAPHS		VI. INTERNATIONAL WARRANTY	24
Calibre ETA 251.262	6	VII. NORTH AMERICAN WARRANTY	
Calibre ETA 251.262 INVERSE	7	Three-year limited warranty	27
Visual Countdown	8	Repair coupon	251
Calibre ETA 251.272	10	VIII. AUTHORIZED SERVICE CENTERS	240
Calibre ETA 251.471	12		
Calibre ETA G10.211	14		
IV. INSTRUCTIONS FOR USE MECHANICAL CHRONOGRAPHS			
Calibre ETA A07.211	16		
Calibre ETA 7750	17		
Calibre ETA 7753	19		





I. GENERAL INFORMATION

Congratulations on having chosen a Victorinox Swiss Army timepiece. To ensure your timepiece operates perfectly, we recommend that you follow the advice given in these instructions (All instruction manuals are also available on our website: www.victorinoxswissarmy.com – Customer Service – User Manuals. For U.S. and Canada: www.swissarmy.com).

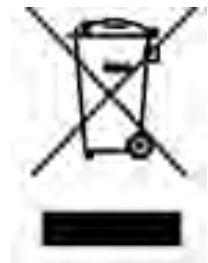
Your chronograph is fitted with either a screw-down or a “pull-out” crown. In order to establish which, gently try to pull out the crown to position 2, if that works, your timepiece is fitted with a “pull-out” crown. If not, use your thumb and forefinger to apply mild pressure on the crown, while rotating towards you to release it. If it does so, you have a screw-down crown.

⚠ After use, push the crown back in or screw it down until it is secure in order to maintain the water resistance of your timepiece.

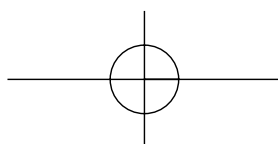
Quartz timepieces are battery-operated. When the battery is exhausted, we recommend that you have it replaced immediately at an authorized Victorinox Swiss Army Service Center where the water resistance of your timepiece will also be checked. The battery is not covered by the warranty.

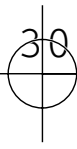
COLLECTION AND DISPOSAL OF QUARTZ TIMEPIECE BATTERIES*

This symbol indicates that this product must not be thrown away with household rubbish. It must be disposed of at an authorized battery disposal point. By doing so you will be protecting the environment and human health. Recycling conserves natural resources.



*Applicable in EU member countries and countries with similar legislation.





HOW TO FIND THE CALIBRE OF YOUR TIMEPIECE

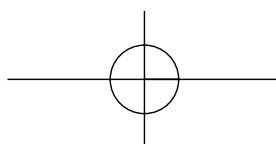
To determine the calibre of your Victorinox Swiss Army Timepiece, please look at the reference number engraved on the caseback and find the corresponding calibre in the Calibre Table in the annex or download it from our website:

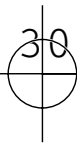
www.victorinoxswissarmy.com / Customer Service.

For U.S. and Canada: www.swissarmy.com.

SPECIAL RECOMMENDATIONS

- To avoid any errors, **do not perform the DATE SETTING between 9:00 p.m. and 3:00 a.m.** when the date mechanism is in action. Be careful not to confuse noon and midnight.
- **Never operate chronographs pushers or crown when your timepiece is under water or if it is wet and ensure that the crown and pushers are properly pushed back or screwed down after each use.**
- We recommend that you have the water resistance of your timepiece checked at an authorized Victorinox Swiss Army Service Center every 18 months or whenever the timepiece case is opened.





II. CHRONOGRAPH FUNCTIONS

USE OF THE CHRONOGRAPH

Single Event:

1. Press pusher A to start the chronograph.
2. Press pusher A again to stop the chronograph.
3. Press pusher B to reset to zero.

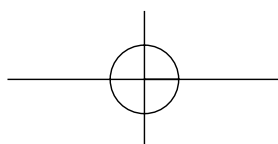


ADD function (additional timings: each time you stop the counter, the time is stopped and does not take into consideration the elapsed time):

1. Press pusher A to start the chronograph.
2. Press pusher A to stop the chronograph and read the time.
3. Press pusher A again and read the additional timing... and so on.
4. Press pusher B to reset to zero.

SPLIT function (the split time function is used to display an intermediate time while continuing timing). **This function is not available for mechanical chronographs:**

1. Press pusher A to start the chronograph.
2. Press pusher B to display an intermediate time, the chronograph will continue timing.
3. Press pusher B again to catch up with timing.
4. Press pusher A to end the timing.
5. Press pusher B to reset to zero.





III. INSTRUCTIONS FOR USE QUARTZ CHRONOGRAPHS

CALIBRE ETA 251.262

Pushers:

- A Chronograph start/stop
- B Split timing, zero reset

Timepiece indication:

- C Hours
- D Minutes
- E Seconds
- F Date

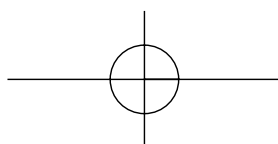
Chronograph indication:

- G 1/10th of a second counter
- H 60-second counter
- I 60-minute counter
- J 12-hour counter



The crown has 3 positions:

- 1 Normal position
- 2 Time zone adjustment back and forth, date setting
- 3 Hour and minute setting, stop second





CALIBRE ETA 251.262 INVERSE

Pushers:

- A Chronograph start/stop
- B Chronograph zero/reset

Crowns:

- C Time setting crown
- D Countdown setting crown



Timepiece indication:

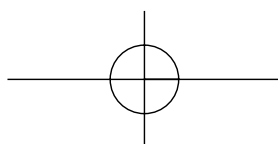
- E Hours
- F Minutes
- G Date
- H Visual Countdown ring with 60-minute scale

Chronograph indication:

- I 1/10th of a second counter
- J 60-second counter
- K 60-minute counter
- L 12-hour counter

The crown has 3 positions:

- 1 Normal position
- 2 Time zone adjustment back and forth, date setting
- 3 Hour and minute setting, stop second





VISUAL COUNTDOWN

When rotating the countdown setting crown, simply align minutes on the inner bezel to be counted down with the minute hand (i.e. 20 minutes).

When the minute hand reaches the triangle (0 minute), 20 minutes will have been counted down.

Note: the countdown feature works for a duration between 1 and 60 minutes.



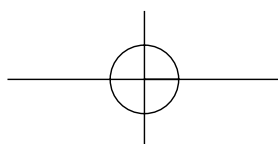
FOR CALIBRE ETA 251.262 AND CALIBRE ETA 251.262 INVERSE

SETTING THE TIME

1. Pull out the crown to position 3. The seconds hand will stop.
Remember the date advances at 12:00 midnight, not 12:00 noon.
2. Turn the crown to position hands to the desired time.
3. Push the crown back to position 1.

SETTING THE TIME ZONE

1. Pull out the crown to position 2.
2. Turn the crown back or forth to reach a new time zone.
3. Push the crown back to position 1.





SETTING THE DATE

1. Pull out the crown to position 2.
2. Turn the crown and the hour hand back or forth until the desired date is reached.
3. Push the crown back to position 1.

SETTING THE COUNTERS TO ZERO

12-hour counter:

1. Pull out the crown to position 2.
2. Press pusher A to adjust 12-hour hand to zero.

60-minute counter:

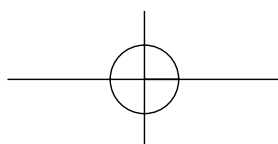
1. Pull out the crown to position 2.
2. Press pusher B to adjust 60-minute hand to zero.

60-second counter:

1. Pull out the crown to position 3.
2. Press pusher A to adjust the second hand to zero.

1/10th of a second counter:

1. Pull out the crown to position 3.
2. Press pusher B to adjust 1/10th of a second hand to zero.





English

Quartz chronographs

CALIBRE ETA 251.272

Pushers:

- A Chronograph start/stop
- B Split timing, zero reset

Timepiece indication:

- C Hours
- D Minutes
- E Seconds
- F Date

Chronograph indication:

- G 1/10th of a second counter
- H 60-second counter
- I 30-minute counter

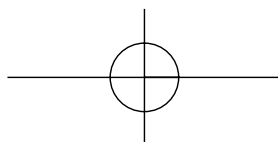


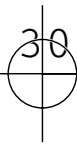
The crown has 3 positions:

- 1 Normal position
- 2 Time zone adjustment back and forth, date setting
- 3 Hour and minute setting, stop second

SETTING THE TIME

1. Pull out the crown to position 3. The seconds hand will stop.
Remember the date advances at 12:00 midnight, not 12:00 noon.
2. Turn the crown to position hands to the desired time.





3. Push the crown back to position 1.

SETTING THE TIME ZONE

1. Pull out the crown to position 2.
2. Turn the crown back or forth to reach a new time zone.
3. Push the crown back to position 1.

SETTING THE DATE

1. Pull out the crown to position 2.
2. Turn the crown and the hour hand back or forth until the desired date is reached.
3. Push the crown back to position 1.

SETTING THE COUNTERS TO ZERO

30-minute counter:

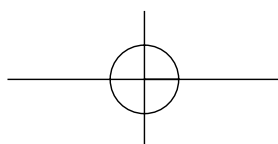
1. Pull out the crown to position 2.
2. Press pusher B to adjust 30-minute hand to zero.

60-second counter:

1. Pull out the crown to position 3.
2. Press pusher A to adjust 60-second hand to zero.

1/10th of a second counter:

1. Pull out the crown to position 3.
2. Press pusher B to adjust 1/10th of a second hand to zero.





English

Quartz chronographs

CALIBRE ETA 251.471

Pushers:

- A Chronograph start/stop
- B Split timing, zero reset

Timepiece indication:

- C Hours
- D Minutes
- E Seconds
- F Date

Chronograph indication:

- G 1/10th of a second counter
- H 60-second counter
- I 30-minute counter

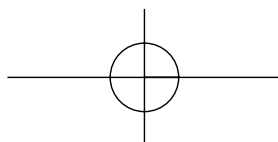


The crown has 3 positions:

- 1 Normal position
- 2 Time zone adjustment back and forth, date setting
- 3 Hour and minute setting, stop second

SETTING THE TIME

1. Pull out the crown to position 3. The seconds hand will stop.
Remember the date advances at 12:00 midnight, not 12:00 noon.
2. Turn the crown to position hands to the desired time.





3. Push the crown back to position 1.

SETTING THE TIME ZONE

1. Pull out the crown to position 2.
2. Turn the crown back or forth to reach a new time zone.
3. Push the crown back to position 1.

SETTING THE DATE

1. Pull out the crown to position 2.
2. Turn the crown and the hour hand back or forth until the desired date is reached.
3. Push the crown back to position 1.

SETTING THE COUNTERS TO ZERO

30-minute counter:

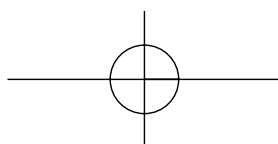
1. Pull out the crown to position 2.
2. Press pusher B to adjust 30-minute hand to zero.

60-second counter:

1. Pull out the crown to position 3.
2. Press pusher A to adjust 60-second hand to zero.

1/10th of a second counter:

1. Pull out the crown to position 3.
2. Press pusher B to adjust 1/10th of a second hand to zero.





English

Quartz chronographs

CALIBRE ETA G10.211

Pushers:

- A Chronograph start/stop
- B Split timing, zero reset

Timepiece indication:

- C Hours
- D Minutes
- E Seconds
- F Date

Chronograph indication:

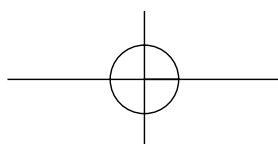
- G 1/10th of a second counter
- H 60-second counter
- I 30-minute counter

The crown has 3 positions:

- 1 Normal position
- 2 Date setting
- 3 Hour and minute setting, stop second

SETTING THE TIME

1. Pull out the crown to position 3. The seconds hand will stop.
Remember the date advances at 12:00 midnight, not 12:00 noon.
2. Turn the crown to position hands to the desired time.





3. Push the crown back to position 1.

SETTING THE DATE

1. Pull out the crown to position 2.
2. Turn the crown counter-clockwise until the desired date is reached.
3. Push the crown back to position 1.

SETTING THE COUNTERS TO ZERO

30-minute counter:

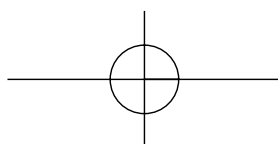
1. Pull out the crown to position 3.
2. Press pusher A to adjust 30-minute hand to zero.

60-second counter:

1. Pull out the crown to position 2.
2. Press pusher B to adjust 60-second hand to zero.

1/10th of a second counter:

1. Pull out the crown to position 2.
2. Press pusher A to adjust 1/10th of a second hand to zero.





English

Mechanical chronographs with self-winding movement

IV. INSTRUCTIONS FOR USE

MECHANICAL CHRONOGRAPHS (SELF-WINDING)

Mechanical self-winding timepieces wind themselves automatically when worn on the wrist. If your chronograph stops or is not worn sufficiently, the movement will have to be wound manually by turning the crown back and forth a few times.

CALIBRE ETA A07.211 (VALGRANGES)

Pushers:

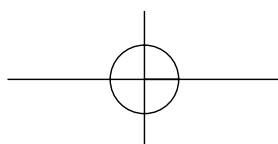
- A Chronograph start/stop
- B Zero reset

Timepiece indication:

- C Hours
- D Minutes
- E Seconds
- F Date

Chronograph indication:

- G 60-second counter
- H 30-minute counter
- I 12-hour counter





The crown has 3 positions:

- 1 Normal position, occasional winding
- 2 Date setting
- 3 Hour and minute setting, stop second

SETTING THE TIME

1. Wind the movement if necessary by turning the crown back and forth (position 1).
2. Pull out the crown to position 3. The seconds hand will stop.
Remember the date advances at 12:00 midnight, not 12:00 noon.
3. Turn the crown to position hands to the desired time.
4. Push the crown back to position 1.

SETTING THE DATE

1. Pull out the crown to position 2.
2. Turn the crown clockwise until the desired date is reached.
3. Push the crown back to position 1.

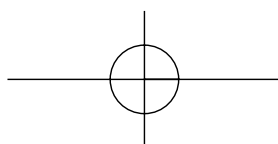
CALIBRE ETA 7750 (VALJOUX)

Pushers:

- A Chronograph start/stop
- B Zero reset

Timepiece indication:

- C Hours





English

Mechanical chronographs with self-winding movement

- D Minutes
- E Seconds
- F Date

Chronograph indication:

- G 60-second counter
- H 30-minute counter
- I 12-hour counter

The crown has 3 positions:

- 1 Normal position, occasional winding
- 2 Date setting
- 3 Hour and minute setting, stop second



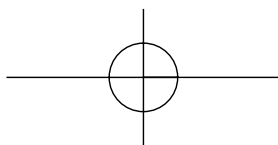
SETTING THE TIME

1. Wind the movement if necessary.
2. Pull out the crown to position 3. The seconds hand will stop.
Remember the date advances at 12:00 midnight, not 12:00 noon.
3. Turn the crown to position hands to the desired time.
4. Push the crown back to position 1.

SETTING THE DATE

1. Wind the movement if necessary.
2. Pull out the crown to position 2.
3. Turn the crown clockwise until the desired date is reached.

Note: The correction of the date is not possible between 8:00 p.m. and 2:00 a.m.





4. Push the crown back to position 1.

CALIBRE ETA 7753 (VALJOUX)

Pushers:

- A Chronograph start/stop
- B Zero reset
- C Rapid date corrector

Timepiece indication:

- D Hours
- E Minutes
- F Seconds
- G Date

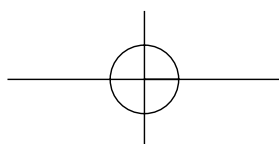
Chronograph indication:

- H 60-second counter
- I 30-minute counter
- J 12-hour counter



The crown has 2 positions:

- 1 Normal position, occasional winding
- 2 Hour and minute setting, stop second





SETTING THE TIME

1. Wind the movement if necessary.
2. Pull out the crown to position 2. The seconds hand will stop.
Remember the date advances at 12:00 midnight, not 12:00 noon.
3. Turn the crown to position hands to the desired time.
4. Push the crown back to position 1.

SETTING THE DATE

1. Wind the movement if necessary.
2. Push the date corrector (pusher C) until the requested date appears.

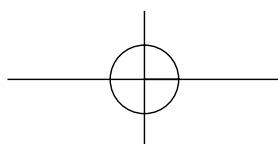
Note: the correction of the date is not possible between 8:30 p.m. and 2:00 a.m.

V. SPECIFIC SECTION

ROTATING BEZEL WITH COUNTUP FUNCTION

When a scale is going from 5 to 60 (clockwise incrementation) we may use the bezel as a counter, to count up to 60 minutes.

The rotating bezel enables divers to measure both dive time and any other lapse of time. To measure time, simply turn the bezel to align the triangle (0 or 60) of the scale on the minute





hand of the timepiece. The position of this hand in relation to the bezel will then indicate the time elapsed since setting the bezel.

ROTATING BEZEL WITH COUNTDOWN FUNCTION

When a scale starts at 55 to 0 (counter-clockwise incrementation) we may use the bezel as a countdown timer.

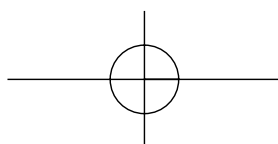
Simply turn the bezel clockwise to align the number of minutes to be counted down on the minute hand of the timepiece. The position of this hand in relation to the bezel will then indicate how many minutes are left to be counted down.

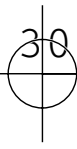


Note: the countdown feature works for a duration between 1 and 60 minutes.

TACHYMETER FEATURE

The tachymeter feature allows you to measure the speed of an object moving at constant speed. Start the chronograph and stop it after a certain distance covered (1 km or 1 mile for example). The chronograph hand indicates a figure on the tachymeter scale corresponding to the speed in km/h or miles/h (mph).





English

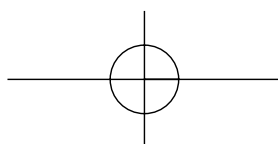
Specific section

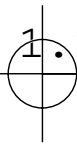
TELEMETER FUNCTION

The telemeter scale measures the distance of a phenomenon which is first visible and then audible. The chronograph hand is released at the instant the phenomenon is seen and stopped when the sound is heard. Its position on the scale shows, at a glance, the distance, in kilometers, separating the phenomenon from the observer.

The telemeter is so graduated that the sound travels at a speed of 330.7 meters (approx. 1084.97 feet) / second, that is 1 km (approx. 0.62137 miles) in 3 seconds.

If we want to know at which distance a thunder storm is taking place, for example, the chronograph hand is activated as soon as the flash of lightning is visible. When the crash of thunder is audible, the chronograph hand is stopped. The hand indicates on the telemeter scale the distance between the observer and where the phenomenon has taken place.





WATER RESISTANCE

CLASSIFICATION: Timepieces are classified by their degree of water resistance, which roughly translates to the following (1 meter = 3.28 feet).

All Victorinox Swiss Army chronograph timepieces are water-resistant from 100 meters to 500 meters. Check the details on the back of your Victorinox Swiss Army timepiece case and read the following information carefully:



Water resistant to 100 meters (330 feet/10 ATM). Suitable for swimming or snorkelling.



Water resistant to 300 meters (990 feet/30 ATM). Suitable for scuba diving.

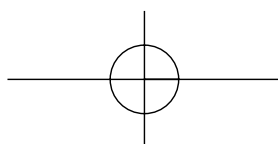


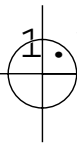
Water resistant to 500 meters (1650 feet/50 ATM). Appropriate for serious deep water diving.

The water resistance of your timepiece cannot be guaranteed indefinitely, considering that joints may age, crowns or pushers may sustain knocks and climate or temperature may vary. **We therefore recommend that you have the water resistance of your timepiece checked at an authorized Victorinox Swiss Army Service Center every 18 months or whenever the timepiece case is opened.**

METER/BAR CORRELATION

Meter and bar measurements are different things: under water, the water pressure is added to the air pressure above; a depth of 10 meters corresponds to 1 bar of water pressure and 1 bar of atmospheric pressure above water level, therefore 2 bars in total.





VI. INTERNATIONAL WARRANTY

THREE-YEAR LIMITED WARRANTY

This international warranty is valid for all consumers not resident in the U.S. or Canada.

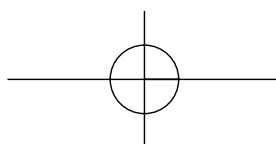
 **For consumers living in the United States or Canada, please refer to page 27 (North American warranty instructions).**

Victorinox Swiss Army Watch SA provides a three (3) year warranty (the Warranty Period) from the date of purchase against faulty materials and manufacturing. In the event of any such defect, we undertake to repair your timepiece or to exchange it for an identical or similar timepiece, at our expense, by way of sole and exclusive compensation. All implied warranties, including warranties of fitness and merchantability are limited to the Warranty Period.

The international warranty is valid only if the warranty certificate is duly completed, dated and stamped by an approved Victorinox Swiss Army Watch SA dealer.

All timepieces that fulfill the terms and conditions of our warranty, including battery changes, must be repaired by a Victorinox Swiss Army Watch SA authorized service centre. The warranty is null and void if the case has been opened by any person other than a member of an approved service centre, because improper resealing compromises water resistance.

The warranty to exchange or replace expires three (3) years after the date of purchase.



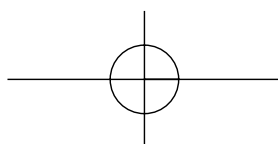


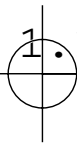
The warranty does not cover:

- The life of the battery.
- Damage, caused by ageing, normal use or changes in color, to the strap (leather, textile, rubber), the glass (scratches), the bezel, the case or any other part not expressly mentioned.
- Damage indirectly caused by abnormal use or misuse (non-compliance with the instructions for use) or resulting from carelessness, negligence or accidents (bangs/knocks).

This warranty carries specific legal rights. This warranty is exclusive and replaces any other written, oral or implied warranty of quality and performance. Any other warranty, including any warranty implied by a dealer or any implied warranty of suitability for a particular use, is therefore excluded. The legislation of your country may provide you with additional rights.

Victorinox Swiss Army Watch SA and its partners may not be held responsible to you or to any third party for any exceptional, indirect, secondary or resultant damage, whether on account of a contract, a harmful act, negligence, risk or other liability. Some countries do not accept exclusions or limitations to the length of warranty, or exclusions or limitations regarding secondary or consequential damages, so that the above limitations and exclusions will not be applicable.





English

International warranty

INSTRUCTIONS REGARDING REPAIRS

Your approved local Victorinox Swiss Army Watch SA service centre can repair your timepiece in accordance with the above terms and conditions. Your Victorinox Swiss Army Watch SA distributor will provide the necessary after-sales service. To obtain information on your local distributor, send an e-mail to:

info@victorinoxswissarmy.com,

consult our website, www.victorinoxswissarmy.com,

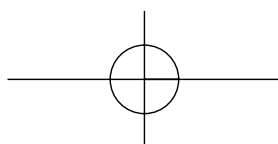
or call the Victorinox Swiss Army Watch SA office on +41 32 344 99 33.

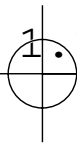
PRECAUTION:

The water resistance of your timepiece cannot be guaranteed indefinitely, considering that joints may age, crowns or pushers may sustain knocks and climate or temperature may vary. **We therefore recommend that you have the water resistance of your timepiece checked at an approved Victorinox Swiss Army Watch SA service center every 18 months or whenever the timepiece case is opened.**



Never operate chronographs pushers or crown when your timepiece is under water or if it is wet and ensure that the crown and pushers are properly pushed back or screwed down after each use.





North American warranty

English



VII. NORTH AMERICAN LIMITED WARRANTY (VALID FOR U.S. AND CANADA ONLY)

 **This North American warranty is valid only for consumers living in the United States or Canada.**

For consumers not resident in the U.S. or Canada, please refer to page 13 or to the international warranty instructions that you can find under www.victorinoxswissarmy.com.

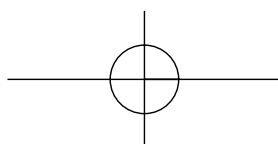
THREE-YEAR LIMITED WARRANTY

Victorinox Swiss Army, Inc. warrants, for a period of three years (the “Warranty Period”) from the date of original purchase, the hands, movement and dial face plate of this timepiece to be free from defects in material and workmanship.

Only timepieces purchased at Authorized Victorinox Swiss Army retailers are covered under warranty. Excluded from warranty coverage is any damage to the band, crystal (glass), battery and any other part of the timepiece not expressly warranted herein, as well as damage caused by abnormal or unreasonable use. All implied warranties, including warranties of fitness and merchantability are limited to the Warranty Period.

All timepieces submitted for repair under warranty must meet our warranty requirements and must be repaired by a Victorinox Swiss Army Authorized Service Center.

The warranty becomes null and void if the case-back is opened (for repair or battery replacement) by anyone other than an Authorized Service Center because improper resealing compromises water resistance. This warranty gives you specific legal rights. Additional rights may be available under the laws of your State or Province.





REPAIRS

Any Victorinox Swiss Army Authorized Service Center may repair your timepiece.

Visit our website at www.swissarmy.com for a complete listing of Authorized Service Centers or call us at 800-442-2706 (U.S.) or 800-665-4095 ext. 4127 (Canada).

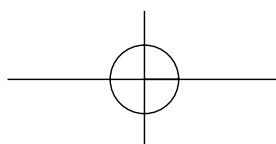
Please allow 4-6 weeks for the return of your timepiece.

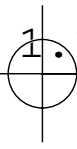
WARRANTY REPAIR

If your Victorinox Swiss Army timepiece has a manufacturer's defect covered by our warranty, we will repair or replace it, at our option, without charge. Please ship all timepieces to the Authorized Service Center in appropriate protective packaging and include the information below. It is recommended that you insure and track shipments.

- Your name, address, phone number and e-mail address (optional).
- The enclosed warranty repair coupon (see last page) date-stamped by your retailer or the original retail purchase receipt.
- A brief description of the problem or repairs needed.

While there is no charge for repair or replacement of the timepiece during the Warranty Period, a check in the amount of \$10.00 payable to the Authorized Service Center must accompany the timepiece to cover shipping, handling, insurance and related costs. Alternatively, if you purchased the timepiece in California, you may return it to the retailer from whom it was purchased and the repair will be handled without the \$10.00 handling charge.






OUT OF WARRANTY REPAIR

A damaged timepiece not covered by our warranty can be repaired by one of our Authorized Service Centers. Note that repair costs and handling charges may apply. Include your name, address, phone number and e-mail address (optional) with your timepiece, along with a brief description of the problem or repairs needed.


AUTHORIZED SERVICE CENTERS

Timepieces in need of repair (warranty and non-warrantied) may be sent to any of the appropriate following locations:

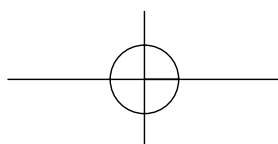
Diamond Timepiece Repairs

- Authorized diamond service centers are noted with .
- Repair of diamond dial or bezel – Authorized diamond service center.
- Repair of diamond dial or bezel, as well as another repair – Authorized diamond service center.
- All other repairs not related to the diamonds – Any authorized service center.

Dive Master 500M Timepiece Repairs

- Authorized 500M timepiece service centers are noted with .

All other timepieces in need of repair can be sent to any authorized service center.





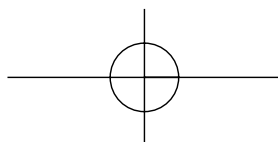
Please include the following information:

- Your name or a contact name
- Full shipping address, including any department number (no P.O. Boxes, please)
- Telephone number
- E-mail address (optional)
- Proof of purchase, if under warranty
- Brief description of problem or repairs needed.

Please ship insured and via trackable means (i.e. UPS, U.S. Certified Mail or Registered Insured Mail). A shipping and handling fee of \$10.00 is applied to all timepieces sent for repair.

Purchased from Repair Coupon (see last page): To be detached and submitted with timepiece only when timepiece is returned for repair covered by the warranty.

As a member of the Victorinox Swiss Army family, we would like to invite you to sign-up online at www.swissarmy.com to receive the latest news and product information.





VIII. AUTHORIZED SERVICE CENTERS

The complete list of Authorized Service Centers (Europe, Asia/Pacific, Middle East, Africa, Oceania, Central and South America, Canada, Caribbean, U.S.) is available on our website:

www.victorinoxswissarmy.com – customer service – authorized service center

For U.S. and Canada: www.swissarmy.com

U.S. AUTHORIZED SERVICE CENTERS

California

Rafael Jewelers, Inc., 1200 4th Street
San Rafael, CA 94901, 415-453-3580

Colorado

Matheu's Watch Repair 
9315 Dorchester Street, Unit 106
Highlands Ranch, CO 80129
303-471-TIME (8463)
www.matheusfinewatches.com

Matheu's Watch Repair 
P.O. Box 2606, 324 S. Main Street
Breckenridge, CO 80424
970-453-TIME (8463), 800-909-5693

Connecticut


Victorinox Swiss Army, VSAI Service
Center, Main Lobby Reception
7 Victoria Drive
Monroe, CT 06468-1212
800-442-2706

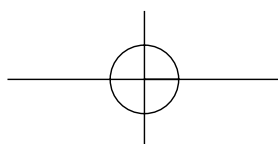
Drop-off or mail service available

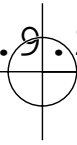
Florida

SWISStime Care Inc
5200 Blue Lagoon Drive, Ste 260
Miami, FL 33126, 305-262-4888

Indiana

Kokomo Watch Co., at Palmer's 
101 E. Sycamore, Kokomo, IN 46901
765-452-2505, 800-207-1251





Authorized service centers



Massachusetts

Watches, Etc., 548 Washington Street
Wellesley, MA 02482, 781-237-1620
Fax: 781-237-1330
www.watches-etc.com

The Watchmaker 
379 Main Street Stoneham, MA 02180
888-852-6969, Fax: 781-438-6954
bostonwatchco@gmail.com
www.thewatchmaker.com

Michigan

Dion's World of Watches 
4301 Orchard Lake Rd, Suite 175
West Bloomfield, MI 48323
248-539-1181
dionswatches@aol.com

Ohio

Mt. Washington Jewelers  
2107 Beechmont Avenue
Cincinnati, OH 45230
513-231-8735, Fax: 513-231-9758
ken.bosse@aol.com

Texas

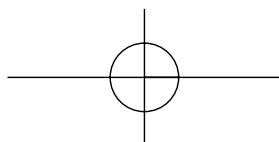
Crouch Watch Repair
212 Oak Branch Trail
Waxahachie, TX 75167
972-938-0465

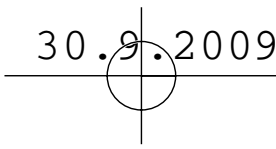
Virginia

Anytime Watch Repair
4437 Brookfield Corporate Drive
Suite 103, Chantilly, VA 20151
703-818-8007, Fax: 703-818-6969

Washington

The Watchworks, 603 Stewart Street
Suite 915, Seattle, WA 98101
206-682-7467, Fax: 206-682-0261
thewatchworks@hotmail.com





Authorized service centers

CANADIAN AUTHORIZED SERVICE CENTERS

Canada

Helvetia Watch Service
1100 La Gauchetiere W, Suite 267
Box 208, Montreal, Quebec, H3B 2S2
514-861-2985, Fax 514-861-7508

Time Central,
4 St. Regis Crescent North
North York, Ontario M3J 1Z2
416-633-2050 ext 24
416-630-9796 fax
800-457-7928
info@timecentral.ca

Time & Gold, 565 West Georgia Street
Vancouver, British Columbia
V6B 1Z5, 604-683-1812
Fax 604-682-4961

Watch Service Centre of Canada
40 Hayden Street
Toronto, Ontario M4Y 1V8
416-595-9709, Fax: 416-595-7261

ASIA / PACIFIC

Brunei

see Malaysia

China

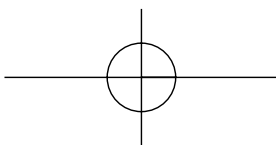
Victorinox China Ltd
8th Floor, Building # 18
No. 599 East Yunling Road
Shanghai 200062
Phone: 0086 21 3250 0111
Fax 0086 21 3250 0866
info@victorinox.com.cn

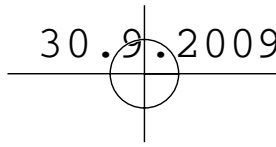
Hong Kong

Victorinox Hong Kong Ltd.
General Post Office Box 314
Room 801-803, 8/F., Lu Plaza
2 Wing Yip Street, Kwun Tong
Kowloon-Hong Kong
Phone: 00852 2345 0211/ 0212
Fax: 00852 2341 6158
info@victorinox.com.hk

India

Victorinox India (P) Ltd, 91C/2C
Mittal Towers, Nariman Point
400 021 Mumbai





Authorized service centers



Phone: 0091 22 6632 4664
Fax 0091 22 2202 5878
admin@victorinoxindia.com

Indonesia

PT Gilang Agung Persada
Artha Graha, 25th Floor, Jl. Jend.
Sudirman Kav. 52-53, 12190 Jakarta
Phone: 0062 21 515 0303
Fax: 0062 21 515 0123
service@ptgap.co.id

Japan

Victorinox Japan Inc.
3-18-5, Nishi-azabu, Minato-ku
106-0031 Tokyo
Phone: 0081 3 3796 0951
Fax: 0081 3 3796 0950
info@victorinox.co.jp

Korea

Gallery O'Clock A/S Center
Speciality Contractors Hall
23/F, 395-70 Shindaebang-dong
Dongjak-gu, Seoul, 156-714
Phone: 0082 2 3284 1301-2

Malaysia / Brunei

BMI Service Centre, Menara Panglobal
12th Floor, No. 8, Lorong P. Ramlee
50250 Kuala Lumpur, Malaysia
Phone: 00603 2056 6866/6867
Fax: 00603 2031 4405
yctan@fjbenjamin.com.my

Nepal

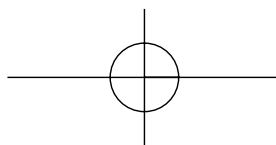
TIME WORLD, Rama Griha
New Road, Kathmandu
Phone: 00977 1 4232176 / 00977 1
4232824, Fax: 00977 1 4150113

Philippines

Watch Check, Shangri-La Plaza Mall
Unit 504, Level 5, Edsa corner
Shaw Blvd., Mandaluyong City
Phone: 00632 910 8338,
info@lucernejewelers.com

Singapore

FJ Benjamin Service Center
230 Orchard Road, #04-230
Faber House, Singapore 238854
Phone: 0065 6736 3933
Fax: 0065 6735 3349
www.fjbenjamin.com.sg





Taiwan

VICTORINOX HONG KONG LIMITED
TAIWAN BRANCH
4F, 261, Nanking East Road Sec. 3
Taipei 10550
Phone: 00886-2-27135399 ext 888
Fax: 00886-2-27137182
info@victorinox-taiwan.com

Thailand

OTM MANAGEMENT CO., LTD
23/8 11th Floor Sorachai Building
Sukhumvit 63 Road Wattana
10110 Bangkok
Phone: 00662 714 3410
Fax: 00662 714 3044
vsaservice@otm.co.th

MIDDLE EAST

Bahrain

Yaquby Stores, Bab Al-Bahrain Road
P.O. Box 158, Manama
Phone: 00973 17 210 959/6
Fax: 00973 17 210 953
nadeem@yaqubystores.com

Iran

KISH BEHIN TRADING CO. LTD.
No. 1, Corner of 9th Str.
NASSR BLVD. (GISHA), Tehran 14467
0098-21-88274377
0098-21-88274325

Iraq

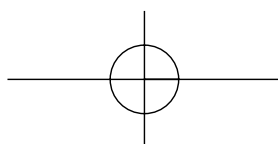
Ramaya Watches and Jewelry
Arasat al-hendia, St. no. 30
Bulding no. 84, Baghdad
Phone: 00964 7901907244
info@ramayawatches.com
ruaa@ramayawatches.com

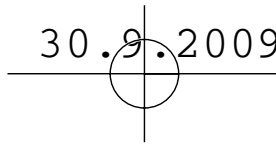
Israel

Karl Weiss Ltd., Victorinox – House,
Yaquum 60972
Phone: 00972 99 566 550
Fax: 00972 99 566 573
info@kweiss-ltd.com

Jordan

Time Center, Om Othaina str., Amman
Phone: 00962 6 5561 529 / 530
info@timecenter.com.jo





Authorized service centers



Kuwait

Jashanmal & Partners Ltd.
Al-Bahar Center, 4th Floor
Hawally
+965 1 822225
+965 22 635006

Lebanon

Ets. H. Atamian, Dora highway
Vartanian center, Third floor
P.O.Box: 80592 B.Hammoud, Beirut
Phone: 00961 1 256655 - 256644

Pakistan

Al-Hatim Impex, Mr-2/43, Marriot
Road, 74000 Karachi
Phone: 0092 21 2440735 /
2437614/6817
Fax: 0092 21 2413827
info@victorinox.com.pk
Fax: 00961 1 262047

Sultanate of Oman

Al-Felaij Trading & Contracting
P.O. Box 2266, Ruwi Postal Code 112
Phone: 00968 248 14481 / 10532
Fax: 00968 248 11352

United Arab Emirates

Rivoli Group, Mohd. Saleh Building
Al Fahidi Street, P.O. Box 121, Dubai
Phone: 00971 4 353 1400
Fax: 00971 4 353 4992

AFRICA

Algeria

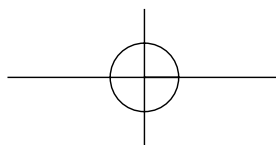
Luxart Suisse, 2, rue Didouche
Mourad, Alger
Phone: 00213 21 64 48 87
Fax: 00213 21 64 48 86
luxartsuissealgerie@gmail.com

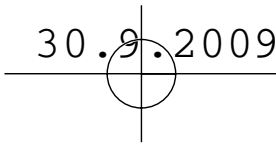
Botswana

see South Africa

Egypt

Time Trade,
Cairo branches:, El Korba, Citystars,
Maadi, First Mall, City Center Maadi
Alexandria branch:, San Stefano
After sales service
Phone: 0182999583, Fax 22918193





Authorized service centers

Libya

Golding Time Tacharukiat. Co
c/o Moftah, P.O Box 6199
Yamama Center, Gergarch Road
Tripoli
Phone/Fax: 00218 21 48 33 691

Nigeria

Ships of Tarshish Ltd., Lafayette Mall
1436 Sanusi Fafunwa Street
Victoria Island, Lagos
Phone: 00234 1 790 5288
Fax: 00234 1 444 8599
traders@tarshish-ltd.com

Republic of South Africa,

Cutlery Distributing Group (PTY) Ltd.
33 Darwin Ave Cr.
Aintree Ave., Savoy Estate
Johannesburg, South Africa
Phone: 0027 11 786 4834
Fax: 0027 11 786 9949
bladetrd@netactive.co.za

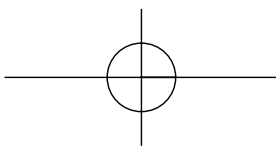
Sudan

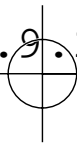
PC Shop, Plot 258 Gerif West
PO Box 98, Khartoum
Corner of Elsiteen Rd & Elshargie Rd
Tayef Riyadh, Khartoum
Phone: 00249 9 12 692015
Fax: 00249 183 225546
admin@pcshop-group.org

OCEANIA

Australia

Sheldon & Hammond Pty.Ltd.
24 Salisbury Road
NSW 2077 Asquith
Phone: 0061 2 9482 6666
Fax: 0061 2 9482 1996
info@sheldonandhammond.com.au





Authorized service centers



CENTRAL AND SOUTH AMERICA

Argentina

SHHS, Tucumán St. No. 620 – 1st floor, 1049 Buenos Aires City
Phone: 0054 11 4322 1038 / 8892
Fax: 0054 11 4328 3475
relojes@shhs.com.ar

Bolivia

Victorinox Chile
Antonio Varas No. 1645
Providencia-Santiago, Chile,
Phone: 0056 2 223 58 97
Fax: 0056 2 223 65 08,
<http://www.victorinox.cl>

Brazil

Victorinox do Brasil Com. Imp. Exp Ltda., Rua Apotribu, N° 125 - Saúde CEP 04302-000 Sao Paulo - SP
Phone: 0055 11 5584 8188
Fax: 0055 11 5589 3064,
<http://www.victorinox.com.br>

Chile

Victorinox Chile
Antonio Varas No. 1645

Providencia-Santiago, Chile,
Phone: 0056 2 223 58 97
Fax: 0056 2 223 65 08
<http://www.victorinox.cl>

Colombia

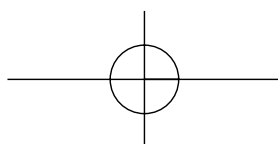
ZAVICOL Ltd., Cra 15 No. 78-18 Bogota D.C.
Phone: 0057 1 621 3783
Fax: 0057 1 236 8663
info@victorinoxswissarmy.com.co

Costa Rica

Inversiones R.B.S.A.
Apartado 1262 - 1000, San José
Phone: 00506 2225 3603
Fax: 00506 2280 1203
<http://www.victorinoxcr.com>

Ecuador

Almacenes Juan Eljuri Cia Ltd, Ave. Carlos Julio Arosemena, Km. 2.5 Guayaquil, Phone: 00 593 600 5220
Fax: 00 593 220 0751
dguarderas@eljuri.com





El Salvador

VENDOME S.A. de C.V., Paseo General Escalon, Centro Comercial Galerias, Local No. 114 «La Casona»
San Salvador
Phone: 00503 245 0862
Fax: 00503 245 0851

Guatemala

ABBY, Relojeria Joyeria, 20 calle 25-85 zona 10, Local 225, C.C. Galerias La Pradera, Guatemala, C.A.
Phone: 00502 2367-3516
Fax: 00502 2367-3517
acv@abby-sa.com

Honduras

Vendome, Edificio Midence Soto # 920, P.O. Box 479, Tegucigalpa,
Phone: 00504 237 62 97
Fax: 00504 222 08 60

Mexico

Victorinox Mexico, Av. Hermanos Serdan 717, Col. San Rafael Poniente 72029 Puebla
Phone: 0052 222 266 83 30

Fax: 0052 222 266 83 59
victorinox@victorinox.com.mx

Nicaragua

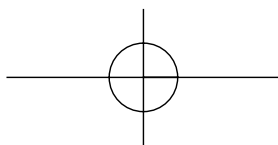
Vendome S.A. de C.V.
Centro Commercial Metrocentro, Modulo C31, Managua
Phone: 00505 271 9310
Fax: 00505 271 9309

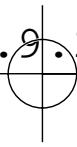
Panama

Motta Internacional, Apartado 0302-00395, Zona Libre de Colón, Colón,
Phone: 00507 431 6000
Fax: 00507 431 0100
info@motta-int.com

Paraguay

Monalisa SRL, Monsenor Rodriguez y Carlos Antonio Lopez
Ciudad del Este
Phone: 595 61 500494
Fax: 595 61 512695
Victorino Sosa e Hijos S.A.C.I
Palma 419, Asunción
Phone: 00595 21 446711
Fax: 00595 21 446711
sosa@conexión.com.py





Authorized service centers



Peru

B & D Enterprises S.A.C.
Av. Angamos Oeste 1661, Lima 18,
Phone: 0051 1 222 3560 / 3512
Fax: 0051 1 222 3366

Uruguay

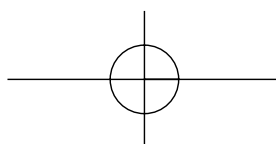
LAFFITTE JOYEROS, Dr. Luis Alberto
de Herrera 1290, Local 168,
Montevideo
Phone: 00598 2 628 4621
Fax: 00598 2 628 1331,
etifal@adinet.com.uy

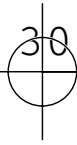
Venezuela

CORAL C.A., Edificio Larco, Calle La
Limonera, Urb. La Trinidad
1080 Caracas
Phone: 0058 212 945 38 77 / 945
0121 / 942 1587
Fax: 0058 212 944 2777
serviciotecnico@coral.com.ve

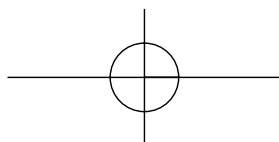
Authorized Service Centers are subject to change.

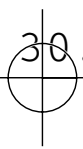
For the most updated listing go to www.victorinoxswissarmy.com
or for U.S. and Canada: www.swissarmy.com





English	2-30
Français	31-61
Español	62-91
Brasileiro	92-117
日本語	118-141
中文	142-165
한국어	166-190
عربي	191-214
فارسی	215-239
Authorized service centers	240-249
USA and Canada Repair Coupon	251-252





North American warranty / Warranty repair coupon



THREE-YEAR LIMITED WARRANTY REPAIR COUPON (U.S. AND CANADA)

Name:.....

Address:.....

City:.....

State:.....

Zip:.....

Phone:.....

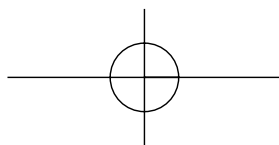
E-mail:.....

YES! I would like to receive e-mails from Victorinox Swiss Army. By checking this box, I agree to receive future product news and announcements electronically.

Problem or Repairs Needed:.....

.....
.....

Purchased From Repair Coupon: To be detached and submitted with timepiece only when timepiece is returned for repair covered by the warranty.





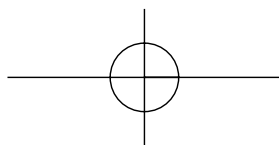
North American warranty / Purchased from repair coupon

Retailer's Stamp:

Date of Purchase: _____

SAMPLE

Printed in Switzerland 09.09





VICTORINOX

SWISS ARMY

VICTORINOX SWISS ARMY WATCH SA

Chemin des Grillons 4 – P.O. Box 1840 – 2501 Biel-Bienne – Switzerland
www.victorinoxswissarmy.com

USA

VICTORINOX SWISS ARMY, INC.

7 Victoria Drive – P.O. Box 1212 – Monroe CT 06468-1212
Consumer Service: 800 442 2706
www.swissarmy.com

VICTORINOX SWISS ARMY CANADA

904 Magnetic Drive – North York, ON – M3J 2C4
Consumer Service: 800 665 4095 ext 4127
www.swissarmy.com

V.03036.3

(North America, Asia/Pacific, Middle East, Africa, Central and South America)