

feathering the nest







Introducing the

Collection by  
Fisher-Price®

**Shown here:**  
Luv u Zoo™ Playtime Bouncer  
and Snuggle Cub Soother Mobile™.

Sherwin-Williams paint colors:  
**Parakeet** **Chartreuse**  
SW 6711 SW 0073



Quilt manufactured for and distributed by Crown Crafts Infant Products, Inc.  
Picture frame and bank are manufactured for and distributed by A.D. Sutton and Sons, Inc.





## are you ready?

Don't worry, by the time those tiny fingers grasp yours and take hold of your heart, you'll be ready. You'll fall in love like never before, and wonder how you ever existed without this new person who's suddenly such an important part of your life.

But meanwhile, there's a lot to do while you wait for your baby's arrival. Plan the nursery. Pick out adorable outfits. Try out different names (be sure to yell them out the back door to see how they sound). Think about how to entertain your little bundle of joy — and how to soothe them when they're not so joyful. Organize your home so it's baby-friendly and safe. And of course, take good care of yourself along the way.

We hope you find some ideas — both practical and inspiring — in this book. Our very best to you and your baby!

*Fisher-Price & Friends*



# hue will they be?

Choosing a decorating scheme for your baby's nursery is something enjoyable and creative you can do while waiting for your new arrival. Don't be afraid to experiment with different fabrics and textures, then use your imagination to create a nursery space that will be inspiring, calming, playful — whatever you'd like.



## **Shown here:**

*Luv u Zoo™ Cradle 'n Swing,  
Deluxe Musical Mobile Gym,  
and Crib 'n Go Projector Soother™.*

*Sherwin-Williams paint colors:*

<b>Sunrise</b>	<b>Honey Blush</b>
SW 6668	SW 6660







Quilt manufactured for and distributed by Crown Crafts Infant Products, Inc.  
Picture frame and bank are manufactured for and distributed by A.D. Sutton and Sons, Inc.



## details, details

Here are some designer tips to help you take your nursery beyond a simple blue or pink room.

## color palette

The key to creating an expertly-designed room is to start with a palette of 3-5 hues. Let these colors guide your choice of fabric, flooring, furniture and wall decorations. Play with different textures and patterns. Stay within those color families and your design is sure to be a success!

“Color attracts attention and creates a mood. It speaks to who you are, how you feel and what hopes and dreams you have for your child.”

— Jackie Jordan,  
Director of Color Marketing,  
Sherwin-Williams





## paint like picasso

How about painting your own wall art? Get inspiration from baby's new bedding — or the pages of a favorite book from your own childhood. Even if you're all thumbs with a paintbrush, you can still create a unique nursery setting with vinyl wall graphics. You simply order a pre-made design, peel it and apply to your walls. So easy! Check online resources to order custom graphics (like your child's name!) or stop into your neighborhood Sherwin-Williams paint store for more painting tips and ideas.

## be daring!

Why not pick up an interesting used bookcase or armoire and hand-paint it to coordinate with the theme of the nursery? It's an affordable and charming way to give your baby's room a custom signature look that no one else will have. Want a simple, inexpensive approach to dressing up hardwood floors? Be daring and paint them! Have you ever seen a geometric or striped painted floor? With a little imagination, any design is possible.

*Visit [sherwin-williams.com/visualizer](http://sherwin-williams.com/visualizer) to upload your own photo and experiment with over 1500 colors. You can see finished results before you ever lift a brush!*





# making room

It's fun to select accessories, find the perfect baby gear, and finalize your registry. And of course, it's *really* fun to receive fabulous gifts from family and friends at a baby shower! A big question will be where to put everything. Think about the best way to plan the spaces in your home where you'll be spending time with your baby (in other words, just about everywhere!). Stacey Crew, author of "The Organized Mom," shares some pointers for getting your home ready. You'll find lots more ideas in her book!

## good idea!

Consider installing a dimmer switch on the overhead light in the nursery. It will be convenient for evening and middle-of-the-night changes or feedings.

"Create baby zones in each major room — areas where you store baby-friendly items. Then limit the clutter by using closed storage so you can easily clean up and enjoy the space without feeling overwhelmed."

— Stacey Crew,  
organizing expert & author,  
"The Organized Mom"







## nursery

Once you have a vision and theme for your baby's nursery, define zones for the various activities and functions — sleeping, changing, dressing, playing — that will bring it all together.

## playroom

Plan on using containers to hold a variety of toys and books, and organize them in a way that's easy for your child to help you clean up. Teach them early to put toys away and it will become second nature.

## kitchen

Keep your counters clear so you can easily put your hands on what you need. Create a baby zone to store all your baby-related items for feeding. Think about assigning other zones too: Food Prep, Cooking/Baking, Serving, Cleaning/Dishwashing, and Storage.

## on the go

Set up a functional area for items that come and go when you do. Keep shoes, coats, stroller, diaper bag and more ready to grab as you head out the door with baby.

*Check out "The Organized Mom" for room-by-room organizing solutions!*

Reprinted from *The Organized Mom*, Copyright © 2009 by Stacey Crew. Used by permission of Adams Media, an F+W Media, Inc. Co. All rights reserved.



# staying organized

What's the biggest design challenge you're likely to face? Storage. At least, that's what new moms and moms-to-be suggest. You may have already noticed that a huge amount of "stuff" comes along with that tiny new person. Finding ways to stay organized — while complementing your home décor — will reduce stress and help you make the most of your time.

## a closet peek

Baby's clothes are small, so your nursery closet should have plenty of room. But many basic closets are set up for adult-size hanging clothes. Smart organizing can help you conquer the clutter with containers and shelving, like the adjustable elfa® shelf-and-rod closet system from The Container Store shown here.



Photos courtesy of The Container Store. ©2010 The Container Store® Inc. All rights reserved.







*Here are some organizing tips from the experts at The Container Store.*

## sort

Divide baby's wardrobe by size and age, then store the clothes in clearly marked containers. The 12-month outfit that looks huge right now will fit your growing infant before you know it!

## plan

A hanging sweater bag is handy for planning a week's worth of outfits. If this is your first child, you're navigating uncharted waters and are doing all you can to meet the basic needs of your child. So look for time-savers anywhere you can!

## color-code

Begin sorting toys by type at an early age and keep them in colorful and portable bins within easy reach. As your child gets older, it will be easy to put the toys back into the appropriate bins.

## separate

Place a pre-labeled box for each age category and clothing size at the bottom of the closet. This makes it easy to sort outgrown clothes in the appropriate box for quick identification for a future child, for donating or for a garage sale. It can also help prevent clothing of different sizes from getting mixed together.

*Find even more organizing ideas at [containerstore.com](http://containerstore.com)*

**The Container Store®**

The Original Storage and Organization Store®



# tips from real moms (and dads too!)

There's nothing like hearing from someone who has experienced what you are about to. We asked real moms and dads at Fisher-Price for their favorite nuggets of advice.

## soothing & sleeping

“Olivia always wanted to sleep near mom and dad. It would have been great to have a portable bassinet. Fisher-Price just came out with the Rock ‘n Play Sleeper that is all about mobility and comfort!”

— from Curt,  
dad of Olivia

“My baby loves massages. I just get some oil and rub it on his tummy and feet to help him relax.”

— from Stephanie,  
mom of Collin


## bathing

**“Your baby gets cold while in the tub. Putting something as simple as a washcloth over them while they bathe can keep them warm. Just make it a bonding time between you and your baby.”**



— from Melinda,  
mom of Noelle

“It can be very stressful if you’re trying to hold and wash your baby at the same time. A bathtub with a cradling sling — like the Aquarium Bath Center — works great.”

— from John,  
dad of Jack







## feeding

**“Feed baby in a quiet and calm environment. No TV. When you’re feeding, just feed — and look into each other’s eyes.”**

— from Anne,  
mom of Jason

**“When you start to feed with a spoon, give one to your child to hold so they stop grabbing at yours. They will start to get the hang of holding it as well.”**

— from Deanna,  
mom of Alexis

## entertaining

**“When I wanted to take a quick shower or clean up the kitchen, I found the Take-Along Swing to be a life-saver. I could easily move it anywhere in the house to entertain and soothe my son.”**

— from Juliette,  
mom of Jonah and Gavin

**“Listen to all different kinds of music with your baby, right from the start. Soon you’ll notice your baby looking in the direction the music comes from. And don’t forget that you’re the best music maker of all, so sing, sing, sing!”**

— from Deb,  
mom of Macy and Natalie

**“Don’t be afraid to be silly, goofy and make your kids laugh. It’s actually fun to be a kid again! Put on the costumes your child picks out for you, climb into the cushion fort and make believe. You’ll have a blast and make lasting memories.”**

— from Brian,  
dad of Abby and Madeline

**“Pick a ‘theme song.’ Any time Alexis started to fuss, I would sing ‘The Itsy Bitsy Spider’ and she would calm down. To this day it is her comfort song. The Laugh & Learn Puppy sings a version of ‘The Itsy Bitsy Spider’ that she just loves!”**

— from Deanna,  
mom of Alexis

## in general


**“Listen to other parents’ advice, but do what you think is best for your family. Not all things work for all children or parents.”**

— from Carrie,  
mom of Brianna,  
Hayden, and  
Michael



# this is the moment ...

Right from the start, you want everything your baby touches to be perfect. That's why Fisher-Price cares about all the little extras. Like safety, with rigorous checkups by our teams of product safety experts. And feedback from real families. As we're developing new products, we do a lot of research to understand how our products might work in your home, for you and your baby. In homes and at our on-site Play Lab, we observe babies and moms using our babygear products and playing with our toys. We ask parents for their input all along the way, because listening to you teaches us a lot.



[www.fisher-price.com](http://www.fisher-price.com)







