

## **⚠ Important Health Warning About Playing Video Games**

### **Photosensitive Seizures**

A very small percentage of people may experience a seizure when exposed to certain visual images, including flashing lights or patterns that may appear in video games. Even people who have no history of seizures or epilepsy may have an undiagnosed condition that can cause these “photosensitive epileptic seizures” while watching video games.

These seizures may have a variety of symptoms, including lightheadedness, altered vision, eye or face twitching, jerking or shaking of arms or legs, disorientation, confusion, or momentary loss of awareness. Seizures may also cause loss of consciousness or convulsions that can lead to injury from falling down or striking nearby objects.

Immediately stop playing and consult a doctor if you experience any of these symptoms. Parents should watch for or ask their children about the above symptoms—children and teenagers are more likely than adults to experience these seizures. The risk of photosensitive epileptic seizures may be reduced by taking the following precautions: Sit farther from the screen; use a smaller screen; play in a well-lit room; and do not play when you are drowsy or fatigued.

If you or any of your relatives have a history of seizures or epilepsy, consult a doctor before playing.

## **TABLE OF CONTENTS**

<b>A BRIEF HISTORY OF PANDORA</b> .....	<b>02</b>
<b>MINIMUM REQUIREMENTS</b> .....	<b>03</b>
<b>DEFAULT GAME CONTROLS</b> .....	<b>04</b>
<b>STARTING UP</b> .....	<b>05</b>
<b>CREATING A NEW-U</b> .....	<b>06</b>
<b>PLAYING THE GAME</b> .....	<b>08</b>
<b>CREATURES TO KILL</b> .....	<b>13</b>
<b>TRAVELING THE WORLD</b> .....	<b>14</b>
<b>PLACES TO GO</b> .....	<b>16</b>
<b>PEOPLE TO SEE</b> .....	<b>18</b>
<b>MANAGING YOUR STUFF</b> .....	<b>20</b>
<b>USING THE FACILITIES</b> .....	<b>22</b>
<b>JOINING YOUR FRIENDS</b> .....	<b>24</b>
<b>SETTING YOUR OPTIONS</b> .....	<b>26</b>
<b>CREDITS</b> .....	<b>28</b>
<b>LIMITED WARRANTY</b> .....	<b>35</b>



## A BRIEF HISTORY OF PANDORA

*If you know one thing about Pandora, it should be the Vault - an ancient alien ruin rumored to contain vast treasure. I don't know who started these rumors. It certainly wasn't me trying to lure hapless adventurers to this backwater planet to trade good money for this crap I'm selling. But everyone, from the scroungiest prospector to the interplanetary weapon manufacturer Hyperion Corporation, scoured Pandora to obtain the Vault's treasures.*

*Anyway, about five years ago, four not-so-hapless adventurers came looking for the Vault and actually managed to find the damn thing. And what did these Vault Hunters find inside? Money? Artifacts? Really cool weapons? Nope. Just some fat, ugly tentacle monster and the inspiration to do something else with their lives.*

*However, the scroungiest of prospectors, a snake of a man named Handsome Jack, found what the Vault Hunters overlooked: Eridium - an alien element with amazing properties and worth a freaking fortune. With this Eridium now popping up all over the place, Handsome Jack and his newly-bought Hyperion Corporation have dominated Pandora, oppressing the people and leaving honest entrepreneurs, like yours truly, out in the cold.*

*But now there are rumors of another Vault, an even bigger Vault. This news has drawn the attention of even more Vault Hunters, as well as Handsome Jack, who isn't going to let these newcomers beat him to it. Will these new adventurers find the Vault? Will they fall prey to the murderous machinations of Handsome Jack? Will there be more tentacles?*

*Well, my friend, that story remains to be told...*

*-Marcus*

## MINIMUM REQUIREMENTS

**OS:** Windows XP SP3  
**SOFTWARE:** Steam Client  
**PROCESSOR:** 2.4 GHz Dual Core Processor  
**MEMORY:** 2048MB/2048MB Vista  
**HARD DRIVE:** 13GB free  
**VIDEO MEMORY:** 256MB VRAM, DirectX 9  
**VIDEO CARD:** NVIDIA GeForce 8500/ATI Radeon HD 2600  
**SOUND CARD:** DirectX 9 Compliant

## RECOMMENDED SPECS

**OS:** Windows XP SP3/Vista/Win 7  
**SOFTWARE:** Steam Client  
**PROCESSOR:** 2.3 GHz Quad Core processor  
**MEMORY:** 2048MB/2048MB Vista  
**HARD DRIVE:** 20GB free  
**VIDEO MEMORY:** 512MB VRAM, DirectX 10  
**VIDEO CARD:** NVIDIA GeForce GTX 560/ATI Radeon HD 5850  
**SOUND CARD:** DirectX 9.0c Compliant

## OTHER REQUIREMENTS & SUPPORTS

Initial installation requires one-time internet connection for Steam authentication; software installations required (included with the game) include Steam Client, DirectX 9, Microsoft .NET 4 Framework, Visual C++ Redistributable 2005, Visual C++ Redistributable 2008, Visual C++ Redistributable 2010, and AMD CPU Drivers (XP Only/AMD Only)

## DEFAULT GAME CONTROLS

### MENU CONTROLS

Navigate options	Mouse/Arrow Keys
Select option	LMB/Enter
Exit menu	Esc

### IN-GAME CONTROLS

Move forward	W
Move backward	S
Strafe Left	A
Strafe Right	D
Jump	Space
Sprint	Shift
Crouch	C
Fire weapon	LMB
Aim	RMB
Reload weapon	R
Use Action Skill	F
Grenade	G
Use	E
Secondary use	Q
Cycle weapon	Mouse wheel
Select weapon	1-4
ECHO device	Tab
Show Mission Log	L
Show Map	M
Show Inventory	I
Show Skills	K
Show Challenges/Badass Rank	J
Push to talk	T
Text chat	Y
Trade items	X

### VEHICLE CONTROLS

Drive forward	W
Drive backward	S
Turn/Aim	Mouse
Fire primary weapon	LMB
Fire secondary weapon	RMB
Vehicle boost	F
Use handbrake	G
Switch seats	C
Vehicle horn	Z
Enter/Exit vehicle	E

**Custom Configurations:** If these default controls don't work for you, you can completely reconfigure each and every key binding in the Options Menu. Seriously, go nuts.

## STARTING UP

### CONTINUE

Resume playing where you last left your current Vault Hunter. Press C to select a different Vault Hunter.

### NEW GAME

Create a new Vault Hunter and start your adventure from the beginning.



### MATCHMAKING

Join other Vault Hunters online and kick ass like an ass-kicking team. Pick Custom Match to select from a list of available game sessions, or just pick Quick Match to have the machine do all that finding work for you.

### OPTIONS

Here's where you can tweak all of the little gameplay, audio/video, and control knobs because default is just never good enough. If connected to Steam, press Shift+Tab to open the Steam UI where you can invite friends or join friends games.

### EXTRAS

Redeem your codes for more awesome *Borderlands 2* content, get your Player Loyalty Rewards, and check out all the badassess that made this game.

**Shift Codes:** Sign in with your Gearbox Software Shift account and redeem your Shift Codes to unlock exclusive content for *Borderlands 2*! Not a Shift member yet? Well what are you waiting for? Free stuff!

**Player Loyalty Rewards:** You can get special exclusive content for *Borderlands 2* if you have a save file from the first *Borderlands* game on your profile. You do have a *Borderlands* save file, don't you?

### DOWNLOADABLE CONTENT

Take a look at all the shiny new *Borderlands 2* Downloadable Content and then trade money for it. An exclamation point icon appears here when new DLC content is available. Exciting!

### NETWORK OPTIONS

Press N to access the Network Options menu and change your network settings. For more information, see the Multiplayer Games section of this manual.

## CREATING A NEW-U

After selecting New Game from the main menu, and watching the exciting intro, it's time to decide which of the four Vault Hunters you want to be the hero of your story. Use the Mouse to highlight a Vault Hunter, and press LMB to make your selection. Don't rush now, it's a big decision.

## THE NEW VAULT HUNTERS

### MAYA THE SIREN

**Bio:** Hailing from the planet of Athenas where she was once worshipped as a goddess, Maya has come to Pandora to learn more about her Siren heritage. And to melt her enemies with the power of her mind, but mainly that first thing.



**Action Skill:** Phaselock – Trap your enemies in a stasis field, and crush the life out of them.

**Combat Style:** Control the battlefield with psychic powers and Tech weapons.

### AXTON THE COMMANDO

**Bio:** Axton was kicked out of the Dahl PMC for being too unpredictable – too much of a fun-loving glory hog. Rather than face certain death at a firing squad, he thought he'd retire to the one planet in the galaxy where his talents would be appreciated: Pandora.



**Action Skill:** Sabre Turret – Summon your highly modifiable auto-turret to help wreck your foes.

**Combat Style:** Achieve tactical superiority through suppressive fire.

### SALVADOR THE GUNZERKER

**Bio:** Salvador is about as subtle, classy, and sane as one would imagine a native of Pandora to be. Which is to say: not at all. He loves blowing people up, getting paid, and laughing incessantly at the violence that surrounds him.



**Action Skill:** Gunzerking – When one gun just isn't enough, use two!

**Combat Style:** 1. Get two huge guns. 2. CHARGE!

### ZERO THE ASSASSIN

**Bio:** Zero is a question mark, wrapped inside an enigma box, covered in mystery wrapping, and topped with a bow of confusion. Rumor has it that Zero is just looking for a real challenge. Rumor also says that Zero has four fingers and is actually an alien robot with a demon face. So, rumor can go suck it.



**Action Skill:** Decepti0n – Confuse your prey with a holographic decoy while you move in for the kill.

**Combat Style:** Use sniper rifles to kill at a distance, or get up close and personal.

## PLAYING THE GAME

Playing *Borderlands 2* is mostly about four things; kicking ass, getting loot, staying alive, and leveling up. As long as you can perform these four tasks with a reasonable amount of success, you'll do just fine out there in Pandora.

### KICKING ASS

Most of the indigenous life on Pandora wants you dead, so your most important goal is to kill them before they can get what they want. Thankfully, Vault Hunters have a wealth of death-dispensing options at their disposal.

### SHOOTING STUFF

The preferred method of making things very dead is to riddle them with bullets. Your gun always points at your targeting reticle, so hold this over your foe and keep pressing LMB to fill them with holes. Hold RMB to aim down your gun's sights and pinpoint your target's squishy Critical bits.

**Critical Hits:** Each enemy on Pandora has one or more Critical Hit locations. Attack them in these soft, vulnerable weak points for massive damage.



### THWACKING THINGS

If you feel like getting up-close-and-personal with the enemy, you can press V to give them a taste of your melee weapon. Special bladed weapons and other equipment can increase your melee might.



### BLOWING UP JUNK

When you're staring down an entire horde of baddies, or just one really big mutha, your guns and dinky melee weapon just aren't gonna cut it. That's where grenades come in. Throw a grenade by pressing G and watch your problems literally vanish before your very eyes.

**Grenade Mods:** You can make your grenades do all kinds of cool stuff by equipping Grenade Mods, so keep an eye out for them.



### KILLING WITH SKILL

Once you reach Level 5, you get your Action Skill - an exciting time for any young hunter. Action Skills let Vault Hunters wreak havoc in a fashion completely unique to them, and each one is ridiculously awesome. Whenever your Action Skill icon is charged up, press F to unleash your badassery upon your enemies!



### KNOWING THY FOE

To aid you in the kicking of asses, everything you need to know about your target appears above their head. When you damage bad guys, numbers will fly off of them indicating the amount of damage you dealt, and if it's Critical or being Resisted. Once you get an enemy's Health bar down to zero, they're dead!




**The Element Game:** Some of the smarter enemies on Pandora will protect themselves with Shields and Armor. You could just blast away at these foes with normal weapons, but Elemental Tech weapons will work way better.

## PLAYING THE GAME

### GETTING LOOT

As you kill your way across Pandora, you'll find many objects and creatures on Pandora that are filled with loot. Glorious, glorious loot. Loot you find in containers or chests usually just sits there ready for the taking, while loot from creatures you kill pops out like some fantastically morbid piñata. Either way, loot time is a fun time.



### EQUIPMENT

Equipment items are the good stuff: Guns, Shields, Mods, and other things that help you kick ass and stay alive longer to kick even more ass. While in-game, you have to individually inspect and pick up Equipment items by pressing E, but if you find something you want to use *right now* you can auto-equip the new item by holding E.



**Guns** are the fun shoot-y things that you can use to put bullets into stuff you don't like. Each Gun has various strengths in Damage, Accuracy, Fire Rate, Reload Speed, and Magazine Size, but you're really just going to look at the Damage.



**Shields** are protection doohickeys we'll talk more about in the Staying Alive section. Every Shield item you find varies in Shield Capacity, Recharge Delay, and Recharge Rate, and can provide a wealth of unique bonuses to fit your combat style.

**Grenade Mods** can drastically alter the behavior of your grenades, turning them into tesla towers, cluster bombs, or even vampiric health-transfusers! All Grenade Mods have standard stats in Damage, Blast Radius, and Fuse Time.

**Class Mods** are character-specific items with bonuses tailored to fit your Vault Hunter's approach to bustin' butts. Advanced Class Mods even provide bonuses to your Skills, allowing you to raise them above their normal maximum values!

**Relics** are rare items that grant bonuses in all sorts of areas, such as speeding up your Action Skill, adding Elemental damage to your attacks, or making your Vehicle go faster. You never know how a Relic will change your game.

### ITEM CARDS

Inspecting an equipment item brings up its Item Card. The item card displays all the relative stats for the weapon and some (but not all!) of the item's special functions. The item card also shows the item's quality, going from white for crappy items, to green, blue, purple, and finally orange for truly Legendary loot. When comparing two similar items, their item cards will show green and red arrows next to the stats to help you judge how the items stack up against each other.



### SMALL STUFF

You can pick up small items lying on the ground just by walking over them, and you can quickly empty a container of all of these items by holding E.

**Cash** should be pretty self-explanatory. It's cash money, and you use it to buy all sorts of goods and services across Pandora. You can also sell unwanted Equipment items at vending machines to get even more cash.

**Ammunition** is what makes the world of Pandora go 'round. Each type of gun; Pistol, SMG, Assault Rifle, Shotgun, Sniper Rifle, and Launcher, uses its own type of ammo, so make sure you carry plenty of each.

**Insta-Health** vials are auto-syringes full of Dr. Zed's patented "not a placebo" concoction, semi-guaranteed to medi-magically heal up all of those bullet holes you're bound to get in you. Well, 25% of them at least.



## PLAYING THE GAME

### STAYING ALIVE

It's difficult to enjoy your loot when you're dead, so you should take care that you don't end up that way. Pandora's a dangerous and inhospitable place, even for Vault Hunters, so watch yourself out there.

### HEALTH AND SHIELDS

Your Health bar shows how much damage you can take before you fall down. To prevent that from happening, you can collect Insta-Health pickups in the world or, you know, quit getting hit.



Your Shield bar shows how much longer your shield generator can prevent attacks from hitting your squishy, fleshy, body and damaging your Health. Shields also automatically regenerate from damage, which is more than you can say for flesh wounds. Some shields have special abilities on them, and will change the little icon on your shield bar to remind you that they're special.

### FIGHT FOR YOUR LIFE

When you lose all your Health (for shame), you're still not quite dead. If you can get a kill shortly after you go down, you get right back up!



### LEVELING UP

If you can stay alive long enough, you might even get the chance to Level Up. Your Vault Hunter's Level is their metric for how much of an ass-kicker they currently are. Attaining higher and higher Levels gives you more Skill Points, lets you use bigger and better Equipment, and generally just makes you more terrifying. Vault Hunters start at Level 1 and can progress all the way to Level 50, so you better get cracking.



### GAINING EXPERIENCE

Whenever you kill things, or do stuff for the people you don't kill, you gain Experience, aka XP. When you get enough XP to fill the XP bar at the bottom of your screen, you gain a Level. Leveling Up nets you an additional Skill Point, increases your base Health and Damage, and also instantly refills your Health and Shield. Leveling Up is great. You like Leveling Up, and therefore it is your singular goal in Borderlands 2 to get as much XP as possible.

## CREATURES TO KILL

Now that you're well versed in how to kill things, here are just a few examples of the various inhabitants you'll encounter (and inevitably mass-murder) during your journey:

### BANDITS

The murderous, violent, mutated, crazed lunatics that make up Pandora's various bandit clans actually constitute a good majority of the world's population. This would prove to be quite the problem for Pandora's less psychotic minority if the Bandits ever stopped killing each other (and themselves) long enough to actually accomplish something productive.



### BULLYMONGS

Thriving in the cold tundra wastes of Pandora, these simian-like creatures emerge out of their nest holes to savagely beat the ever-loving tar out of anyone that wanders into their field of vision. When they aren't using their massive size and even more massive fists to do the smashing, Bullymonges have been known to throw massive rocks, ice blocks, and basically any nearby heavy object to do it for them.



### VARKIDS

Varkids are a metamorphic insect-like species that evolve into more advanced forms as a reaction to danger. Though their basic larval forms are small and fairly harmless, adult Varkids can ruin even a seasoned Vault Hunter's day. Thankfully, Varkids' transformation cocoons are very vulnerable and rupturing them will kill the changing Varkid inside.



### CRYSTALISKS

These massive behemoths live in the crystal caves underneath Pandora's surface, lazily snacking on the Eridium crystals found underground. While they are big, lumbering, and slow, Crystalisks are ridiculously resilient. Their only known "weak" points are the patches of crystalline armor on their massive feet. One could attempt to shatter the crystals to take the beast down—if they don't get stomped to death first.



### SKAGS

Skags were once a common sight on Pandora until they were hunted down en masse by Pandora's population due to their annoying tendency to viciously maul unwary travelers. There are still hundreds upon thousands of the beasts out there in the wastes; they're just *less* common now. The remaining Skags have adapted by using intelligent pack strategies and evolving higher levels of elemental control.



## TRAVELING THE WORLD

However, the world of Pandora isn't just about the killing, looting, and leveling. There's also a variety of wonderful places to go, and a whole cast of interesting people to meet (and possibly not kill)!


## GETTING AROUND

In your constant quest to find more things to kill and/or loot, you'll visit a wide variety of different locales; each with their own sights to see and, of course, terrible monstrosities for you to turn into slag. Pandora is a large world, and *Borderlands 2* will take you to many of its expansive regions—sometimes even back to the same one again and again! Thankfully, you've got some handy tools to help you traverse the world and more importantly, not get lost.

### MINI-MAP

It may be small, but it's always there for you. The yellow arrow is you, the N points north, and the diamond thing is where you need to go. Oh, and the red blips are bad guys. Kill those.

The mini-map only shows your immediate surroundings, but you can pull up the big boy map at any time by pressing M.



### FAST TRAVEL

Each major region on Pandora houses a Hyperion New-U Station hooked up to the globe-spanning Fast Travel Network. You can use any Fast Travel-capable New-U station to instantly digi-struct a new you at any Fast Travel station you've activated, free of charge! Sure, it's a terrible invasion, but hey! Fast travel!



Fast Travel machines also automatically scan your ECHO device and display any missions you have available for your chosen destination. It's a terrible invasion of privacy, but it's also terribly convenient.

## VEHICLES

Even with Fast Travel, walking all the way across Pandora would be time-consuming and boring. Thankfully there are the Catch-A-Ride stations, which can digi-struct your own personal vehicle right before your very eyes! Neat!

You can get into your vehicle by approaching a seat and pressing E. Vehicles have multiple seats so other Vault Hunters can join in the fun. If you're alone, you can amuse yourself by hopping to different seats by pressing C. Once you get tired of that, you can jump out and hoof it by pressing E.

When driving, just point the camera in the direction you want to go and hold W to make the vehicle go in that direction. You can press F to use Boost and go really fast. If you're going *too* fast hold G to engage the emergency brake. You can also blast things with the vehicle's weapons by pressing LMB or RMB.

**Riding Shotgun:** If you're riding in the passenger seat, then just try pressing RMB to aim and fire your equipped weapon. Or, you can rapidly press C until your buddy lets you drive.



## ACQUIRING MISSIONS

In your travels across the world of Pandora, you'll inevitably run into people that will want you to do things for them. Sure, you're a busy Vault Hunter, but don't cast off their mewling pleas just yet. If you complete the tasks they so desperately need your help with, they'll reward you with bonus XP, cash, and even more loot! And that's good!

If you find one of these layabouts with a "!" over their head, talk to them by pressing E. Once you hear them out, press Enter to take the job, or press Esc to tell them to stuff it.



## PLACES TO GO

Here are some of the popular vacation destinations you can find right here on Pandora:

### SANCTUARY

Sanctuary is the last free city on Pandora. Founded by the ex-Vault Hunter known as Roland and protected by his ad-hoc army of Crimson Raiders, Sanctuary represents the last bastion of resistance against the nefarious Hyperion Corporation and its nefarious-er leader, Handsome Jack. It's also a fine place for a Vault Hunter to load up on Guns and supplies, and get Missions from the few non-homicidal denizens left on the planet.



**Crazy Earl's Black Market:** Old man Crazy Earl has set up a secret shop somewhere in Sanctuary where he'll reluctantly trade inventory-increasing Storage Deck Upgrade units for Eridium crystals. Just don't tell anyone where you got them.



**The Golden Loot Chest:** Inside Pierce Station lies a mysterious Golden Loot Chest, fabled to hold weapons of legendary power. Problem is, the only way to open it is by using Golden Keys, which are only available through something called a "Shift Code."



### CLAPTRAP'S PLACE

Located deep in the frozen wastes of Pandora's glacial zone, Claptrap's Place serves as a sanctuary of warmth and hospitality that weary travelers can use as a respite against the biting winds and penetrating cold. Ah, who are we kidding? The place is a dump, literally, where Handsome Jack unloads all of his useless garbage. Claptrap's just squatting here while he plans his "vengeance," and beggars can't be choosers.



### WILDLIFE EXPLOITATION RESERVE

What happens when you combine a great deal of money with a great deal of immorality? The Wildlife Exploitation Preserve is your answer. Hyperion used its massive funds to create what basically amounts to a 24-hour animal torture camp, where Hyperion "scientists" experiment on Pandora's wildlife, researching both the uses of Eridium and how loud a Skag screams when it's tortured (hint: pretty loud).



### OPPORTUNITY

Opportunity is Hyperion's shining city of the future! (You're not invited.) Once Handsome Jack wipes out all you pesky Vault Hunters and civilizes the borderlands, the entirety of Pandora will look like Opportunity—shiny, clean, and safe, without any of that bothersome "freedom" stuff mucking up the place.



## PEOPLE TO SEE

These are some of the more interesting characters you'll meet in *Borderlands 2* that will help you out, and might even give you a Mission or two. At the very least, they won't try to kill you! Probably. No promises.

### CLAPTRAP

Thanks to Handsome Jack's destruction of the entire CL4P-TP product line, this little steward bot is the last of his kind. For this reason, he wants Handsome Jack dead just as much as you do! His robotic heart burns with a desire for vengeance, blood, and vindication. And dancing.



### MARCUS

There are two things you should know about Marcus Kincaid, the foremost arms dealer on Pandora. Firstly: you can always trust him to sell you quality firearms. Secondly: you cannot trust him in literally any other context. Marcus cares about profit, and profit alone—so long as you intend to keep killing people and buying stuff, the two of you will be thick as thieves.



### SIR HAMMERLOCK

A true gentleman and a scholar, Sir Hammerlock has come to Pandora to study the local wildlife. Pandoran wildlife doesn't take particularly well to being studied, which explains why half of Hammerlock's limbs are now made of metal. Still, his various injuries have done nothing to quench Hammerlock's thirst for knowledge, and he'll likely pay a go-getting Vault Hunter to help him continue his research.



### SCOOTER

In the words of a former Crimson Lance Assassin: "Don't touch him if you ever want to eat with your hands again." He may smell like a sewage plant and sound like he's been repeatedly hit over the head with a crescent wrench, but Scooter is the most gifted mechanic on Pandora. If you need a ride, Scooter's your man.



### TINY TINA

If you've ever been desperate to hang out with an insane, thirteen-year-old demolitions expert, then A) you should be removed from decent society and B) you'll really like Tiny Tina. An old friend of Roland and his Crimson Raiders, Tina is as talented with high explosives as she is with throwing imaginary tea parties. And she's really good at throwing tea parties.



## MANAGING YOUR STUFF

Press Tab to access the personal management display on your ECHO device. You can change your current ECHO management app by clicking its icon on the app bar, or just hit the app's hotkey. When you want to get back to shooting, close the ECHO display by pressing Tab.

### MISSION LOG (L)

Your Mission Log tracks all of those super-important Missions you promised the good people of Pandora you'd do for them. You can scroll through all of the Missions you've accepted and view the goals and details of each one, including the awesome rewards you get for doing them.

You can choose which mission you're going to devote your precious time to by double-clicking on it, and apply a variety of sort filters to your Mission List by pressing Q. Best of all, you can press F to ignore missions you don't want to do. You can always go back and "un-ignore" them later, but it just feels nice to clean up the clutter.

Your Mission Log also tracks your current XP total, and the XP required to hit your next Level. It's really not that important, except for being *completely important*.



### MAP (M)

Unlike its smaller, clingier cousin, the big Map displays the entire region you're currently in, along with all Objectives for your active Mission and any Vending Machines and other Stations you've discovered along the way.

You can highlight different items by hovering over them with your mouse cursor to get more info on them, and drop a personal waypoint by right-clicking anywhere on the map. Use the mouse wheel to zoom the map in or out, and press Q to bring up a handy reminder for what all the little icons mean.



## INVENTORY (I)

Your Inventory is where you manage all the sweet loot you find. You'll probably be looking at this thing a lot. The main panel shows your currently Equipped items and all the other junk you're carrying around in your Backpack.

Highlight items by just moving your mouse cursor over them. Clicking and dragging an item allows you to compare it with other items and even switch items out just by dropping them where you want them to go. If an item's just terrible, drop it by pressing Q. You can also sort through your backpack by pressing Pg Up or Pg Dn, and get a closer look at any item by highlighting it and pressing F.



## SKILLS (K)

Ah, Skills. Skills pay the bills, man. After you use your first Skill Point at Level 5 to get your awesome Action Skill, you can use each Skill Point you get when you Level Up on the Skills display to make your Vault Hunter even more of an ass-kicker than they already were.

Each Vault Hunter has three distinct Skill trees that each focus on a different style of kicking the crap out of crap. You start out only having access to the beginner level of Skills in each tree, but for every 5 Skill Points you drop into a tree, you unlock the next level in that tree. Oh, and those Skills way down at the bottom? You're going to want those.



## BADASS RANK (J)

So we all know the Vault Hunters are badass, but your Badass Rank shows how badass you are. Yes, *you*, the player. The Badass Rank display shows your current Badass Rank (obviously), and your progress towards getting that sucker even higher. You raise your Badass Rank by completing Challenges, which are also handily tracked on your Badass Rank display.

As you raise your Badass Rank, you gain Badass Tokens. Redeeming a Badass Token lets you pick a permanent stat bonus for *all your Vault Hunters*. Each and every one. Have a Level 17 Axton? He gets it. A Level 2 Maya? Yep. Wanna make a new Zero? Sure. He gets them too. It's so meta, you won't know where the game ends and you begin.



## USING THE FACILITIES

To help travelers on Pandora do whatever it is they do, certain fine citizens have established a network of helpful devices all over the planet that provide a wealth of goods and services. It's the pinnacle of convenience, as long as you can survive the trek to reach one—and it's actually in working condition.

### VENDING MACHINES

So what do you do with all that cash money weighing down your pockets and extra junk filling up your Backpack? Well, that's what Vending Machines are for. Activate a Vending Machine by pressing E to take a look at its beautiful bounty of goods for sale. When you find something you like, press LMB to purchase it. Before shelling out cash for an item, you can press E to compare it to your current stuff, you shrewd dealer, you. You can click on the Sell and Buyback icons up top to sell items from your Inventory and even buy back items you didn't mean to sell.

Different vendors sell different items. If you're looking for something specific, just head to the right machine:

**Marcus Munitions:** Marcus Munitions carries only the finest cut-rate weaponry for not-so-extortionary prices.


**Ammo Dump:** Got ammo problems? Drop a load at the Ammo Dump to keep your guns firing regular.

**Dr. Zed's Meds:** Dr. Zed's got you covered with all the shields and Insta-Health you need to stop dying so often.

### NEW-U STATIONS

Hyperion's New-U stations will automatically scan and store your molecular structure data whenever you approach one, even if you don't want it to. But you probably will, since when you do finally fall to the vicious inhabitants of Pandora, the last New-U station you passed will automatically digi-struct a brand new you (for a small reconstruction fee)!

**Fast Travel:** Major New-U stations in each area are linked into Pandora's Fast Travel network. Activate a Fast Travel station to instantly digi-struct a new you at any Fast Travel New-U stations you've been scanned at. Yes, there's the pesky ethical quandary of "are you really still the same person," but hey! Fast travel!



### BOUNTY BOARDS

Just in case you haven't got enough Missions to do for the denizens of Pandora, there's always the Bounty Board, where people post even odder jobs when they can't be bothered to actually go out and find a trusty Vault Hunter to do them.

Using a Bounty Board works remarkably like accepting a Mission in-person. Activate a Bounty Board to bring up its available missions, press Enter to accept a Mission or press Esc to walk away.



### CATCH-A-RIDE STATIONS

Scooter's Catch-A-Ride stations will digi-struct any one of Scooter's own super-customized vehicles specifically armed and armored for the dangers of Pandora." "After activating a Catch-A-Ride station, you can pick which vehicle you want, what weapons you want on it, and what fancy designer colors you want it painted in.

Activate a Catch-A-Ride station to enter the Vehicle Customization screen. Here you pick which vehicle you want, what weapons you want on it, and what pretty colors you want it painted in. Once you're done, select "Spawn Vehicle" to digi-struct your customized beauty and take 'er for a spin!



### QUICK-CHANGE MACHINES

Step into a PTM Quick-Change Personal Transformation Machine by pressing E to change your look, clothing, name, or pretty much anything. It's like a brand new you without all the horrible dying and digi-struction!

You can change up your facial features with different Head options, and switch out your overall look with a variety of different Skins. You can get new Quick-Change customization options by gaining Badass Ranks, or as rare loot drops out in Pandora. There are tons to collect for each Vault Hunter, and you know you're gonna want all of them.



## JOINING YOUR FRIENDS

Though individually badass in their own right, Vault Hunters shouldn't brave the dangers of Pandora on their own. The Vault Hunters are a team; a highly volatile and dysfunctional team, but still a team. So go out and be a team player!

## PLAYING CO-OP

When playing with other Vault Hunters, there are a few things you should consider. First, having a high Vault Hunter concentration makes Pandora angry, and she'll spawn higher numbers of bigger and more badass creatures to take all of you down. You have to work as a team to survive. Remember that team thing? But, bigger and more badass creatures also means bigger and more badass loot, so the reward is well worth the risk.



## WORKING TOGETHER

Vault Hunters that work together, end up not being Skag chow together. Each Vault Hunter has a number of Skills that can buff, protect, and heal their teammates, and can even set up some pretty badass tag-team attack combos. You can even equip Class Mods that provide bonuses to the entire team, if you're feeling particularly charitable.

Of course, should a fellow Vault Hunter fall in combat, you can rescue them by running up to them and holding E for a few seconds. You'll be a literal lifesaver, and have that warm fuzzy feeling for days.

**Teammate Info:** When playing with other Vault Hunters, their Names, Levels, Health, and Shield appear on your screen. Use this info to tell when your team is on the ropes so you can get the hell out of there. Remember: Safety first! Namely, your own!



## FAIR TRADES

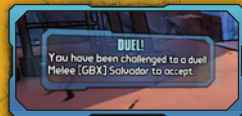
Vault Hunters on a team can also securely exchange Equipment items and cash through the Trade Screen on their ECHO device. Approach another Vault Hunter and hold X to open the Trade Screen. You can move items from your Inventory into the Trade window and hit the Trade! button to seal the deal.



## PICKING A FIGHT

If you're not feeling particularly helpful, you can melee attack another Vault Hunter by pressing V to challenge them to a "friendly" duel. The duel ends when one player leaves the duel area, or runs out of Health.

**Up the Ante:** If you want to make things more... *interesting*, you can use the Trade window to wager cash and items on the outcome of the duel.



## STEAMWORKS®

Create or join a Steamworks session.

## LAN

Create or join a LAN session.

## HOST

Create a LAN multiplayer session.

## JOIN

Search for a LAN session.

## NETWORK OPTIONS

**FRIENDS ONLY:** Only your friends may join your game. Once a friend has joined, their friends may join your game, too.

**INVITE ONLY:** Players can only join your game if you send them an invitation.

**PUBLIC:** Anyone can join your game.

**LAN:** Play over a Local Area Network.

**OFFLINE:** No one may join your game over a network.

## SETTING YOUR OPTIONS

Access the Options Menu through the Main Menu or Pause Menu to fiddle with all of these neat little knobs and switches.

### GAMEPLAY

**TRAINING MESSAGES:** Training messages teach you the nuances of Borderlands 2's mechanics.

**AIM ASSIST:** With aim assist on, your crosshairs will soft-lock onto targets you aim at.

**DUEL REQUESTS:** Toggle whether or not you accept duel requests from other players.

**WEAPON AIM TOGGLE:** Toggle ironsights with a single button press rather than a button hold.

**CROUCH TOGGLE:** Toggle crouch with a single button press rather than a button hold.

**FIXED MINIMAP ROTATION:** Decide if the minimap rotates around your player indicator, or if your indicator rotates within the minimap.

**ITEM ROTATION:** Adjust control scheme for inspecting items in your inventory.

**LOCK CAMERA WHEN BRAKING:** Snap the camera to your vehicle's facing direction whenever you powerslide.

**USE INVERTED REVERSE STEERING:** If you put the car in reverse, it will turn in the direction you are looking rather than away from it.

**TRADING:** Toggle whether or not other players can initiate trades with you.

**CENSOR GORE:** Toggle guts and dismemberment on or off.

**GUNZERKING AUTOSWITCH:** Reverse controls while gunzerking so that primary fire shoots the left gun instead of the right.

### AUDIO

**MUSIC VOLUME:** If music be the food of Borderlands 2, play on.

**SOUND EFFECTS VOLUME:** Adjust volume of gunshots, footsteps, etcetera.

**DIALOG VOLUME:** Adjust volume of characters when they speak.

**SUBTITLES:** Toggle whether or not dialog appears in printed text at the bottom of the screen.

**PLAYER CALLOUTS:** Toggles all quips and callouts by player characters.

**PUSH TO TALK:** If this is off, you will constantly transmit any sound your microphone picks up. On gives better network performance.

**VOIP CHAT VOLUME:** Adjust the volume of incoming voice chat.

### VIDEO

**BRIGHTNESS:** Make the game brighter or darker.

**HUD H. BOUNDS:** Define where HUD elements live on your screen, horizontally speaking.

**HUD V. BOUNDS:** Define where HUD elements live on your screen, vertically speaking.

**HUD SCALE:** Change the size of all HUD elements.

**UI SWAY:** Toggle if the in-game menu can sway back and forth in the world.

**FIELD OF VIEW:** Expand field of view to see more of the game world.

**RESOLUTION:** Adjust screen resolution. Smaller resolution means better performance.

**WINDOW MODE:** Play fullscreen, windowed, or fullscreen-windowed.

**VSYNC:** Should the game refresh only as fast as your monitor can handle? Only applies in fullscreen mode.

**FRAMERATE:** Adjust how many video frames per second the game renders.

**ANISOTROPIC FILTERING:** A visual effect that reduces blur and improves detail. A lower multiplier means better performance.

**BULLET DECALS:** Adjust if bullet decals appear in the environment, and how many. Lower means better performance.

**FOLIAGE DISTANCE:** Adjust how close trees, leaves, etc. must be before they appear. Closer means better performance.

**TEXTURE QUALITY:** Adjust texture quality. Lower quality means better performance.

**GAME DETAIL:** Adjust game detail. Lower detail means better performance.

**AMBIENT OCCLUSION:** Visual effect that simulates the way light radiates in real life. Turn it off for better performance.

**BLOOM:** A visual effect that produces fringes of light around bright objects. Turn it off for better performance.

**DEPTH OF FIELD:** A visual effect that blurs things if they're far away. Turn off for better performance.

**VIEW DISTANCE:** Adjust how far you can see. Things beyond this distance will not appear until you get closer. Lower gives better performance.

**PHYSX EFFECTS:** Adjust complexity of real-time physics using NVIDIA PhysX technology.

### KEYBOARD/MOUSE

**INVERT MOUSE LOOK:** Invert the Y-axis for mouse look.

**MOUSE SENSITIVITY:** Adjust your mouse sensitivity.

**MOUSE SMOOTHING:** Turn mouse smoothing on or off.

**KEY BINDINGS:** Edit what individual keys do.

**RESET KEY BINDINGS:** Revert the keys to their default settings.

### CONTROLLER

**INVERT GAMEPAD LOOK:** Invert the controls for looking up and down.

**INVERT GAMEPAD TURN:** Invert the controls for turning left and right.

**INVERT GAMEPAD MOVE:** Invert the controls for moving forward and backward.

**INVERT GAMEPAD STRAFE:** Invert the controls for strafing left and right.

**SENSITIVITY X:** Adjust left-and-right controller sensitivity.

**SENSITIVITY Y:** Adjust up-and-down controller sensitivity.

**PER-SHOT VIBRATION:** Toggle controller vibration when firing a weapon.

**CONTROLLER PRESET:** Choose your controller stick and button configuration from a large list of preset options.

## CREDITS

**Borderlands 2 was created and developed by Gearbox Software.**

### GEARBOX SOFTWARE IS...

Awais Ahmed	David Eddings	Justin Lightfoot
Daniel Algood	Don Eubanks	Matt Link
Robert Anderson	Hector Fajardo	James Lopez
John Anderson	Chris Faylor	Jeff Macfee
John Antal	Manuel Fernandez	Jeffrey Mahmoudi
Raul Aparicio	Ryan Fields	Brian Martel
Aaron Apgar	David Fisk	Adam May
Matthew Armstrong	Rich Fleider	David May
Bjarni Arnason	Adam Fletcher	Curry McKnight
Erik Avalos	Zach Ford	Ryan Medeiros
David Avery	Jasper Foreman	Ryan Metcalf
Stephen Bahl	Mark Forsyth	Drew Mobley
Ray Barham	Brent Friedman	John Mulkey
James Barnett	Brian Fuller	Aaron Nations
Tris Baybayan	Danny Gardner	Jason Neal
Kyle Beasley	Ben Gettleman	Chris Neeley
Brian Bekich	Steve Gibson	Paul Nettle
Dalton Boutte	Evan Gill	Mike Neumann
Chris Brock	James Gilligan	Tu Nguyen
Jeffrey Broome	Maarten Goldstein	Shannon Norton
Anthony Burch	Chris R. Guthery	Ricky Oh
Brian Burleson	Dia Hadley	Josh Olson
Ruben Cabrera	Shaylyn Hamm	Nate Overman
Wade Callender	Ryan Heaton	Shane Paluski
Mike Carlson	Phillip Hebert	Wes Parker
Mike Carlyle	Rob Heironimus	Kevin Penrod
James Cart	Paul Hellquist	Ben Perkins
Sean Cavanaugh	Jonathan Hemingway	Nick Peterson
Matt Charles	Brent Hollon	Mark Petty
Andrew Cheney	Sloan Hood	Hung Pham
Christine Choate	Stephen Houchard	Chris Pickett
Jacob Christopher	James Houchen	Randy Pitchford
Jennifer Chung	Comb Hua	Kyle Pittman
Stephen Cole	Richard Huenink	Rick Porter
Jeremy Cooke	Jimmie Jackson	Stephanie Puri
Brian Cozzens	Brad Jacobs	Sean Reardon
Peter Dannenberg	Josh Jeffcoat	Josh Rearick
Trey Davenport	Skyler Jermyn	Jason Reiss
Joshua Davidson	Richard Jessup	Ashley Rochelle
Mike Davis	Neil Johnson	Kelly Romeo
Patrick Deupree	Stacie Johnston	Brian Roycewicz
Erik Doescher	Steven Jones	Jim Sanders
Ben Donges	Scott Kester	Robert Santiago
Kevin Duc	Damian Kim	Jett Sarrett
Erin Dudley	Kyle King	Keith Schuler
James Dwyer	Charles Kostick	Chase Sensky
Fredric Echols	James Lee	Eric Sexton

Darron Shaffer  
Clay Shanks  
Carl Shedd  
Jason Shields  
Jimmy Sieben  
Leo Sieben  
Brad Sierzega  
Ryan Smith  
Jasen Sparacino  
Steven Strobel

Matias Tapia  
Aaron Thibault  
Brian Thomas  
Graeme Timmins  
Greg Vanderpool  
Randy Varnell  
Raison Varner  
Scott Velasquez  
Taku Wanifuchi  
Mike Wardwell

Michael Weber  
Tim Welch  
Jennifer Wildes  
Hayley Williamson  
Nicholas Wilson  
Lori Wilson  
Lorin Wood  
Kanon Wood  
Hunter Wright  
David Ziman

### GEARBOX SOFTWARE WOULD LIKE TO ACKNOWLEDGE THE FOLLOWING MEMBERS OF ITS QUALITY ASSURANCE TEAM

Parker Amos  
Josh Ball  
Uriah Belletto  
Brian Bentley  
Christopher Black  
Paul Burt  
Elizabeth Chao  
Leigh-Ann Cox  
Kandis Daniel  
Seth DeKrey  
Justin DeLiberis  
Jeff Doering  
Steven Fast

Patrick Fenn  
Daniel Finnegan  
Chris Francis  
Wes Girdler  
Jeff Giron  
Ell Hamilton  
Michael Hayes  
Andrew Hoffman  
Kirsten Kahler  
Nick Kaun  
Jesse Kirstein  
Lilith Lindwall  
Casey McLauchlin

Mike McVay  
Jeffrey Mitchell  
Cameron Ovandipour  
Gilberto Perez  
Bradley Rohr  
Tim Roth  
Eric Shaddix  
Brett Simmons  
Gabriel Simon  
Tracie Takatani  
Jasmine De Vore  
Josh White  
Al Wood

### GEARBOX SOFTWARE WISHES TO ACKNOWLEDGE THESE INDIVIDUALS AND STUDIOS THAT MADE DEVELOPMENT CONTRIBUTIONS TO BORDERLANDS 2

Anthony Adamo  
Parker Amos  
Mike Athey  
Allison Berryman  
Brian Bertrand  
Logan Blackburn  
Brock Brown  
Ryan Brown  
Paul Burt  
Charles Busby  
Joe Campolo  
Tyler Carson  
Geoff Case  
Richard Cowgill  
Jarred Cox  
James Crosby  
Carey Davenport  
Chase Dimick  
Eric Driensky  
Tommy Eubanks  
Meredith Eymann  
Robert Froment

Robert Gaither  
Darby Hadley  
Joshua Hall  
Justin Hall  
Collins Hatley  
Rebecca Heineman  
Chris Helton  
Sean Hollomon  
Ales Horak  
Michael Howell  
Simon Hurley  
Dionne Jones  
Kirsten Kahler  
Nick Kaun  
Alessandro Kitchener  
Korri Kopsi  
Chris Krueger  
Jesper Kyd  
Mac Lachmann  
Elizabeth Lambert  
Jesse Lemons  
Lilith Lindwall

Leighton Luckey  
Michael Macleod  
Cameron Mask  
Chad Mauldin  
Kale Menges  
Jeffrey Mitchell  
Shane Nakamura  
Michael Nestick  
Eric Norris  
Wouter van Oortmerssen  
Matt Overfield  
Clayton Pace  
Stephen Palmer  
Matthew Patterson  
Matt Peatrowsky  
Daniel Pirkle  
Travis Poppenhusen  
PJ Putnam  
John Roberts  
Ken Ross  
Darrell Rowden Jr.  
Patrick Sanchez

Martin Sawkins  
Anthony Scales  
Warren Schultz  
Eric Shaddix  
Greg Silva  
Robert Simon  
Connor Sims  
Aaron St.Goddard  
Matthew Stock

Jennifer Tidwell  
Royce Turner Jr.  
Kyle Umbenhower  
Alexander Vrana  
Tim Wilson  
Neal Winter  
Addison Ziegler

3Point Studios  
Liquid Development  
Okatron 5000  
Pole Position  
Sascha Dikiciyan & Cris Velasco  
Shadows In Darkness  
Thompson & Knight  
Tim Ackermann, Esq.  
Virtuos Holdings Ltd.

**Jamie Marchi**  
Ellie  
Rox Shepard  
Sam

**Jason Douglas**  
Gyrocopter

**Jason Liebrecht**  
Mordecai

**Jennifer Greene**  
Angel

**Jeremy Inman**  
Bluntcrack  
Jang  
Taggart The Huntsman

**Jim Foronda**  
Dahl  
Kai

**Joel McDonald**  
Capt Flynt  
Jim  
Tector Hodunk

**John Swasey**  
Flanksteak  
Salvador

**Jonathan Brooks**  
Bandit  
Nomad

**Josh Grelle**  
Schmitz  
Darts Guy 2  
Dave  
Lee

**Kent Williams**  
Gurgel  
Incinerator Clayton  
Male Test Subject  
Murderer  
Reiss  
Tiny Tinas Dad  
Robotic Mining Voice

**Leah Clark**  
Ellen Hayle  
Lindy  
Mushy Snugglebites  
Felicia Sexopants

**Luci Christian**  
Child  
Gaige  
Hera Claymore  
Laney  
Una

**Lydia Mackay**  
Doctor Samuels  
Harchek  
Maliwan  
Syble Jentz

**Lynne Rutherford**  
Hyperion Corp  
Hyperion Female Voice

**Marcus Lloyd**  
Roland

**Marcus Mauldin**  
Brick

**Mark Petty**  
Bandit  
Moblely

**Mark Stoddard**  
Jakobs  
Mavis  
Vladof

**Martha Harms**  
Maya

**Mike McFarland**  
Rat Leader

**Mike Turner**  
Zero

**Mikey Neumann**  
Midget  
Scooter  
Darts Guy 3

**Monica Rial**  
Guilt Gun  
Tediore

**Newton Pittman**  
Rat

**R Bruce Elliott**  
Booze Running Hodunk  
Conductor  
Lance Scapelli  
Mister Blake  
Old Prospector  
Poppa B

**Raison Varner**  
Hyperion Constructor  
Hyperion Loader  
Psycho Bandit 2

**Randy Pitchford**  
Crazy Earl

**Ric Spiegel**  
Zed  
Tiny Tina's Dad

**Rob McCollum**  
Axton

**Scott Freeman**  
Carson  
Deputy Winger  
Patient  
Ruben Sexton  
Sancho Cushman

**Sonny Strait**  
Loader 1340  
Medicine Engineer  
Psycho  
Rocko

**Stephanie Young**  
Lynchwood Sheriff  
Mrs Meer

**Sue Birch**  
Helena Pierce  
Mother  
Sam

**Tasia Munoz**  
Bard  
Karima  
Penny  
Security Officer Booth

**Todd Haberkorn**  
Moorin  
Obnoxious Singer  
Some Guy  
Tran Concelmo  
Wilhelm

**Wendy Powell**  
Jim-Jim  
Tiny Tina's Mom

**Zach Bolton**  
Hodunk Bandit  
Hyperion Bot  
O'Canter  
Pyrotech  
Robb Claymore

## GEARBOX SOFTWARE WOULD LIKE TO ACKNOWLEDGE THE FOLLOWING PERFORMANCE AND MUSIC CREDITS IN BORDERLANDS 2

**Alexis Tipton**  
Molly Barrow  
Tamara Freeborn

**Andy Chandler**  
Marauder Scattershot

**Anthony Burch**  
Handsome Jack Body Double

**Ashly Burch**  
Annoying Gun/Cursed Gun  
Tiny Tina

**Barry Yandell**  
Carlo The Bandit  
Cursed Bandit  
Erik Franks Fink  
Flesh Stick  
Kanon Algood  
Loggins  
Otis The Bandit  
Shorty  
Torgue Corp  
Darts Guy

**Brina Palencia**  
Daisy  
Gustav Yngelmo  
Heller Moxxi  
Young Angel

**Bruce DuBose**  
Marcus  
O'Canter  
Robb Claymore

**Bryan Massey**  
Barlo Gutter  
Capt Cabrera  
Craw

**Chad Cline**  
Michael Mamaril

**Charlie Campbell**  
Brewster  
Dino  
Friday

Heaton  
Horace  
Mad Dog  
Old Coot  
Sarcastic Bandit  
Tunnel Rat

**Cherami Leigh**  
Veanna Granlund  
Kellis Morrison  
Norico Sullivan

**Chris Bevins**  
Marauder Deadhead

**Chris Burnett**  
Marauder Killer

**Chris Cason**  
Mal  
Shooty Face  
Winters  
Yanier

**Chris Rager**  
Crank The Goliath  
Gettle  
Goliath  
Gruff Dude  
Torgue

**Christopher Sabat**  
Bandit  
Bandit 2  
Bandit 3  
InnuendoBot 5000  
John Scribbles  
LiCo Space Helicopters  
Crimson Radio  
Van Owen

**Chuck Huber**  
Bagman  
Barlo Gutter  
Creepy Bandit  
Ennis Gutter  
Hacksaw Moore  
Hark Gutter  
Hyperion President

Marauder Ripper  
Matchstick  
Mick Zaford  
Sarcastic Clapper  
Shin Gutter  
Ulysses

**Colleen Clinkenbeard**  
Lilith  
Patricia Tannis

**Cris George**  
Darts Guy  
Shiv Cranton  
Slab Bandit  
Townsperson

**Dameon Clarke**  
Handsome Jack  
Marshall Friedman

**Daniel Penz**  
Hunter Hellquist  
Old Slappy  
Tediore Corp

**David Eddings**  
Claptrap  
TK Baha

**Eric Vale**  
Bandit 2  
Bandit 3  
Boom Bwm  
Gar  
Hyperian Engineer  
Hyperion Bot  
McNally Mortar  
Will The Bandit  
Zaford Doorman

**Ian Sinclair**  
Bandit Technical  
Firehawk Cultist  
Jimbo Hodunk

**J. Michael Tatum**  
Hodunk Bandit  
Sir Hammerlock

ANY REFERENCES TO EVENTS, PEOPLE, PLACES, OR ENTITIES HEREIN IS PURELY FICTITIOUS AND NOT INTENDED TO REPRESENT ANY ACTUAL EVENT, PERSON, PLACE, OR ENTITY. GEARBOX DISCLAIMS ANY LIKENESS OR SIMILARITIES TO ACTUAL EVENTS, PEOPLE, PLACES, OR ENTITIES, AND ANY SUCH LIKENESS OR SIMILARITIES ARE UNINTENTIONAL AND PURELY COINCIDENTAL.

## PUBLISHED BY 2K GAMES

**2K Games is a Division of 2K, a publishing label of Take-Two Interactive Software, Inc.**

### 2K PUBLISHING

**President**  
Christoph Hartmann

**C.O.O.**  
David Ismaier

**SVP, Product Development**  
Greg Gobbi

**Director of Product Development**  
John Chowanec

**Sr. Director, Product Development**  
Kate Kellogg

**Senior Producer**  
Melissa Miller

**Associate Producers**  
Chris Thomas  
Karl Unterholzner  
Shawn Watson  
Andrew Dutra

**Production Assistants**  
Dave Blank  
Anton Maslennikov  
Tom Drake  
Scott James  
Ben Holschuh

**Additional Production Support**  
**Senior Producer**  
Lulu LaMer

**Director of Technology**  
Jacob Hawley

**Online Systems Architect**  
Louis Ewens

**Online Engineer**  
Adam Lupinacci

**Directors of Creative Production**  
Jack Scallci  
Chad Rocco

**Manager of Creative Production**  
Josh Orellana

**PD Operations Coordinator**  
Ben Kvalo

**SVP, Marketing**  
Sarah Anderson

**VP, Marketing**  
Matt Gorman

**VP, International Marketing**

Matthias Wehner

**Senior Product Manager**  
Kelly Miller

**Associate Product Manager**  
Phil McDaniel

**Director of Public Relations, North America**  
Ryan Jones

**PR Manager**  
Brian Roundy

**PR Coordinator**  
Jennifer Heinser

**Director, Marketing Production**  
Jackie Truong

**Art Director, Marketing**  
Lesley Zinn Abarcar

**Jr. Graphic Designer**  
Christopher Maas

**Web Director**  
Gabe Abarcar

**Web Designer**  
Keith Echevarria

**Director of Community, New Media and Consumer Relations**  
Tom Bass

**Senior Community Manager**  
Greg Laabs

**Community Managers**  
David Eggers  
Sasha de Guzman

**Marketing Production Assistant**  
Ham Nguyen

**Video Production Manager**  
J. Mateo Baker

**Video Editor**  
Kenny Crosbie  
Jeff Spoonhower

**Associate Video Editor**  
Michael Howard  
Doug Tyler

**Marketing Project Manager**  
Renee Ward

**VP Business Development**  
Kris Severson

**VP, Legal**  
Peter Welch

**Director of Operations**  
Dorian Rehfield

**Director of Research and Planning**  
Mike Salmon

**Licensing/Operations Specialist**  
Xenia Mul

**Marketing Manager, Partner Relations**  
Dawn Burnell

**Assistant Manager, Partner Relations**  
Josh Villoria

**Marketing Assistant**  
Rebecca Euphrat

### 2K QUALITY ASSURANCE

**VP of Quality Assurance**  
Alex Plachowski

**Quality Assurance Test Manager (Projects)**  
Eric Zala

**Quality Assurance Test Manager (Support Team)**  
Alexis Ladd  
Doug Rothman

**Lead Tester (Support Team)**  
Scott Sanford  
Nathan Bell  
Will Stanley  
Casey Ferrell

**Senior Testers**  
Stephen "Yoshi" Florida  
Shant Yatzian  
Ruben Gonzalez  
Josh Lagerson  
Marc Perret  
Justin Waller

### Quality Assurance Team

Jason Berlin  
Dustin Carey  
John Dickerson  
Keith Doran  
Jeffrey Schrader  
Athena Abdo  
Christine Adams  
Nick Avina  
J.D. Bergman  
Angela Berry  
Dale Bertheola  
Danny Boehm  
Justin Bonaccorso  
David Boyd  
Glenn Boyd  
Kara Boyd  
Val Cain  
Paul Carrion  
Jon Castro  
Alex Chaudhry  
Chad Cheshire  
Alex Coffin  
Adam Cruz  
Emma Dixie  
Ashley Fountaine  
Stuart Fullerton  
Carlos Garcia  
Rodolfo Garcia  
Andrew Garrett  
Josh Glover  
Peter Goeppinger  
Sylvester Green  
Lauren Hacaga  
Michelle Halevi  
Ryan Hedden  
Pele Henderson  
Kyle Hertz  
Brian Hibbard  
Jeff Higgins  
Robert Hornbek  
Meghan House  
Dasha Jantzen  
Alex Jimenez  
Robert Klempner  
Davis Krieghoff  
Daniel Kurtz  
Bill Lanker  
Gabriel Loza  
Francisco Ludena  
Andrew Mantilla

Patrick McDonnell  
Rob Mercado  
Tony Monteverde-Talarico  
Adrian Montoya  
Chris Morgan  
Deana Mundell  
Obed Navas  
Luis Nieves  
Colin Overholt  
Tom Park  
Cody Paterson  
Johnny Pease  
Laura Portner  
Nick Pylvanainen  
Joseph Ros  
Noah Ryan-Stout  
Mark Sagun  
Enrique Sanchez  
Sergio Sanchez  
Dylan Santizo  
William Schoonover  
Jared Shipp  
Kevin Skorcz  
Ann Smith  
Jake Spigno  
Josh Thomas  
Jeremy Thompson  
Ronald Tolle  
Joel Youkhanna  
Michael Weiss  
Alex Weldon  
Luke Williams  
Jessica Wolff

### 2K INTERNATIONAL

**General Manager**  
Neil Ralley

**International Marketing Manager**  
Sian Evans

**International Product Manager**  
Yvonne Dawson

**Senior Director, International PR**  
Markus Wilding

**Assistant International PR Manager**  
Sam Woodward

**Assistant International PR Executive**  
Megan Rex

**International Digital Marketing Manager**  
Martin Moore

### 2K INTERNATIONAL PRODUCT DEVELOPMENT

**International Producer**  
Mark Ward

**Localization Manager**  
Nathalie Mathews

**Assistant Localization Manager**  
Arsenio Formoso

**External Localization Teams**  
Around the Word  
Synthesis International Srl  
Synthesis Iberia  
Code Entertainment GmbH  
Localization tools and support provided by XLOC Inc.

### 2K INTERNATIONAL QUALITY ASSURANCE

**QA Supervisor**  
José Miñana

**Mastering Engineer**  
Wayne Boyce

**Mastering Technician**  
Alan Vincent

**Localization QA Project Lead**  
Karim Cherif

**Localization QA Leads**  
Luigi Di Domenico  
Oscar Pereira

**Senior Localization QA Technicians**  
Florian Genthon  
Fabrizio Mariani  
Jose Olivares  
Elmar Schubert

**Localization QA Technicians**  
Andrea De Luna Romero  
Carine Freund  
Chau Doan  
Christopher Funke  
Cristina La Mura  
Dimitri Gerard  
Enrico Sette  
Harald Raschen  
Javier Vidal  
Pablo Menéndez  
Sergio Accettura  
Stefan Rossi

#### Design Team

James Crocker  
Tom Baker

#### 2K International Team

Agnès Rosique  
Ben Lawrence  
Ben Seccombe  
Bernardo Hermoso  
Dan Cooke  
Diane Freitag  
Dominique Connolly  
Erica Denning  
Jan Sturm  
Jean-Paul Hardy  
Jesus Sotillo  
Lieke Mandemakers  
Matt Roche  
Olivier Troit  
Richie Churchill  
Sandra Melero  
Simon Turner  
Solenne Antien  
Stefan Eder

#### Take-Two International Operations

Anthony Dodd  
Martin Alway  
Nisha Verma  
Phil Anderton  
Robert Willis  
Denisa Polcerova

#### 2K ASIA

#### Asia Marketing Director

Karen Teo

#### Asia Marketing Manager

Diana Tan

#### Asia Product Manager

Chris Jennings

#### Japan Marketing Manager

Takahiro Morita

#### Localization Manager

Yosuke Yano

#### Take-Two Asia Operations

Eileen Chong  
Veronica Khuau  
Chermine Tan  
Fumiko Okura  
**Take-Two Asia Business Development**  
Julian Corbett  
Andrew Donovan  
Ellen Hsu  
Henry Park  
Satoshi Kashiwazaki

#### Fox Studios

Rick Fox  
Keith Fox

#### 2K CHINA QUALITY ASSURANCE

#### QA Manager

Zhang Xi Kun  
**QA Supervisor**  
Steve Manners

#### Lead Tester

Shen Wei

#### Quality Assurance Team

Chu Jindan  
Liu Yang  
Zhang Qi Nan  
Zhao Xiao Xu  
Li Heng  
Gou Wen Jie

#### Special Thanks

Merja Reed  
Rick Shawalker  
Daisy Amescua  
Lori Durrant  
Travis Rowland  
Chris Jones  
Eric Lane

Todd Ingram

Pedro Villa  
Jordan Katz  
David Cox  
Take-Two Sales Team  
Take-Two Digital Sales Team  
Take-Two Channel Marketing Team  
Siobhan Boes  
Hank Diamond  
Alan Lewis  
Daniel Einzig  
Christopher Fiumano  
Pedram Rahbari  
Jenn Kolbe  
Trailer Park  
g-NET  
Access PR  
KD&E  
Big Solutions  
Gwendoline Oliviero  
2K IS Team  
Seth Krauss  
Greg Gibson  
Take-Two Legal Team  
Jonathan Washburn  
David Boutry  
Ryan Dixon  
Juan Chavez  
Gail Hamrick  
Sharon Hunter  
Michele Shadd  
Art Machine  
Trustwave's SpiderLabs  
Frank N. Magid Associates  
Elizabeth Tobey

#### MUSIC

SHORT CHANGE HERO  
Performed by THE HEAVY  
Published by JUST ISN'T  
MUSIC LTD  
Courtesy of Counter Records

#### HOW YOU LIKE ME NOW

Performed by THE HEAVY  
Published by JUST ISN'T  
MUSIC LTD  
Courtesy of Counter Records

## LIMITED SOFTWARE WARRANTY, LICENSE AGREEMENT, AND INFORMATION USE DISCLOSURES

This document may be updated from time to time and the current version will be posted at [www.take2games.com/eula](http://www.take2games.com/eula). Your continued use of this Software 30 days after a revised version has been posted constitutes acceptance by you of its terms.

YOUR USE OF THE SOFTWARE IS SUBJECT TO THIS LIMITED SOFTWARE WARRANTY AND LICENSE AGREEMENT (THE "AGREEMENT") AND THE TERMS SET FORTH BELOW. THE "SOFTWARE" INCLUDES ALL SOFTWARE INCLUDED WITH THIS AGREEMENT, THE ACCOMPANYING MANUAL(S), PACKAGING AND OTHER WRITTEN, FILES, ELECTRONIC OR ON-LINE MATERIALS OR DOCUMENTATION, AND ANY AND ALL COPIES OF SUCH SOFTWARE AND ITS MATERIALS. BY OPENING THE SOFTWARE, INSTALLING, AND/OR USING THE SOFTWARE AND ANY OTHER MATERIALS INCLUDED WITH THE SOFTWARE, YOU HEREBY ACCEPT THE TERMS OF THIS AGREEMENT WITH TAKE-TWO INTERACTIVE SOFTWARE, INC. ("LICENSOR").

**I. LICENSE. LICENSE.** Subject to this Agreement and its terms and conditions, Licensor hereby grants you the nonexclusive, non-transferable, limited right and license to use one copy of the Software for your personal non-commercial use for gameplay on a single computer or gaming unit, unless otherwise specified in the Software documentation. Your acquired rights are subject to your compliance with this Agreement. The term of your license under this Agreement shall commence on the date that you install or otherwise use the Software and ends on the earlier date of either your disposal of the Software or Licensor's termination of this Agreement. Your license terminates immediately if you attempt to circumvent any technical protection measures used in connection with the Software. The Software is being licensed to you and you hereby acknowledge that no title or ownership in the Software is being transferred or assigned and this Agreement should not be construed as a sale of any rights in the Software. All rights not specifically granted under this Agreement are reserved by Licensor and, as applicable, its licensors. **OWNERSHIP.** Licensor retains all right, title and interest in the Software, including, but not limited to, all copyrights, trademarks, trade secrets, trade names, proprietary rights, patents, titles, computer codes, audiovisual effects, themes, characters, character names, stories, dialog, settings, artwork, sound effects, musical works, and moral rights. The Software is protected by United States copyright and trademark law and applicable laws and treaties throughout the world. The Software may not be copied, reproduced or distributed in any manner or medium, in whole or in part, without prior written consent from Licensor. Any persons copying, reproducing or distributing all or any portion of the Software in any manner or medium, will be willfully violating the copyright laws and may be subject to civil and criminal penalties in the U.S. or their local country. Be advised that U.S. Copyright violations are subject to statutory penalties of up to \$150,000 per violation. The Software contains certain licensed materials and Licensor's licensors may also protect their rights in the event of any violation of this Agreement. All rights

not expressly granted to you herein are reserved by the Licensor. **LICENSE CONDITIONS.** You agree not to: (a) Commercially exploit the Software; (b) Distribute, lease, license, sell, rent or otherwise transfer or assign the Software, or any copies of the Software, without the express prior written consent of Licensor or as set forth in this Agreement; (c) Make a copy of the Software or any part thereof (other than as set forth herein); (d) Make a copy of this Software available on a network for use or download by multiple users; (e) Except as otherwise specifically provided by the Software or this Agreement, use or install the Software (or permit others to do same) on a network, for online use, or on more than one computer or gaming unit at the same time; (f) Copy the Software onto a hard drive or other storage device in order to bypass the requirement to run the Software from the included CD-ROM or DVD-ROM (this prohibition does not apply to copies in whole or in part that may be made by the Software itself during installation in order to run more efficiently); (g) use or copy the Software at a computer gaming center or any other location-based site; provided, that Licensor may offer you a separate site license agreement to make the Software available for commercial use; (h) Reverse engineer, decompile, disassemble, prepare derivative works based on or otherwise modify the Software, in whole or in part; (i) Remove or modify any proprietary notices, marks or labels contained on or within the Software; and (j) transport, export or re-export (directly or indirectly) into any country forbidden to receive such Software by any U.S. export laws or accompanying regulations or otherwise violate such laws or regulations, that may be amended from time to time. However, you may transfer the entire Software and accompanying documentation on a permanent basis to another person as long as you retain no copies (including archival or backup copies) of the Software, accompanying documentation, or any portion or component of the Software accompanying documentation, and the recipient agrees to the terms of this Agreement. The Software is intended for private use only. **TECHNICAL PROTECTIONS.** The Software may include measures to control access to the Software, prevent unauthorized copies, or otherwise attempt to prevent anyone from exceeding the limited rights and licenses granted under this Agreement. If the Software permits access to additional online features, only one copy of the Software may access those features at one time (unless otherwise provided in the Software documentation). Additional terms and registration may be required to access online services and to download Software updates and patches. Only Software subject to a valid license can be used to access online services, and download updates and patches. You may not interfere with such access control measures or attempt to disable or circumvent such security features. If you disable or otherwise tamper with the technical protection measures, the Software will not function properly. **USER-CREATED CONTENT.** The Software may allow you to create content, including but not limited to a gameplay map, a scenario, screenshot of a car design or a video of your gameplay. In exchange for use of the Software, and to the extent that your



**PRODUCT SUPPORT:** <http://support.2k.com/>

**U.S. SUPPORT:** Phone: 1-866-219-9839 Email: [usasupport@2k.com](mailto:usasupport@2k.com)

**CANADIAN SUPPORT:** Phone: 1-800-638-0127 Email: [canadasupport@2k.com](mailto:canadasupport@2k.com)

contributions through use of the Software give rise to any copyright interest, you hereby grant Licensor an exclusive, perpetual, irrevocable, fully transferable and sub-licensable worldwide right and license to use your contributions in any way and for any purpose in connection with the Software and related goods and services, including the rights to reproduce, copy, adapt, modify, perform, display, publish, broadcast, transmit, or otherwise communicate to the public by any means whether now known or unknown and distribute your contributions without any further notice or compensation to you of any kind for the whole duration of protection granted to intellectual property rights by applicable laws and international conventions. You hereby waive any moral rights of paternity, publication, reputation, or attribution with respect to Licensor's and other players' use and enjoyment of such assets in connection with the Software and related goods and services under applicable law. This license grant to Licensor, and the above waiver of any applicable moral rights, survive any termination of this License.

**INTERNET CONNECTION.** The Software may require an internet connection to access internet-based features, authenticate the Software, or perform other functions. In order for certain features of the Software to operate properly, you may be required to have and maintain (a) an adequate internet connection and/or (b) a valid and active account with an online service as set forth in the Software documentation, including but not limited to Windows Live, Licensor or a Licensor affiliate. If you do not maintain such accounts, then certain features of the Software may not operate or may cease to function properly, either in whole or in part.

**II. INFORMATION COLLECTION & USAGE.** By installing and using this software, you consent to these information collection and usage terms, including (where applicable) transfer of data to Licensor and affiliated companies into a country outside of the European Union and the European Economic Area. If you connect to the Internet when using the Software, either through Xbox LIVE, or any other method, Licensor may receive information from hardware manufacturers or platform hosts (such as Microsoft) and may automatically collect certain information from your computer or gaming unit. This information may include, but is not limited to, user IDs (such as gamer tags and screen names), game scores, game achievements, game performance, locations visited, buddies lists, hardware MAC address, internet protocol address, and your usage of various game features. All information collected by Licensor is intended to be anonymous information that does not disclose your identity or constitute personal information, however, if you include personal information (such as your real name) in your user ID, then such personal information will automatically be transmitted to Licensor and used as described herein. The information collected by Licensor may be posted by Licensor on publicly-accessible web sites, shared with hardware manufacturers, shared with platform hosts, shared with Licensor's marketing partners or used by Licensor for any other lawful purpose. By using this Software you consent to the Licensor's use of related data, including public display of your data such as identification of your user-created content

or displaying your scores, ranking, achievements and other gameplay data. If you do not want your information shared in this manner, then you should not use the Software.

**III. WARRANTY. LIMITED WARRANTY.** Licensor warrants to you (if you are the initial and original purchaser of the Software) that the original storage medium holding the Software is free from defects in material and workmanship under normal use and service for 90 days from the date of purchase. Licensor warrants to you that this Software is compatible with a personal computer meeting the minimum system requirements listed in the Software documentation or that it has been certified by the gaming unit producer as compatible with the gaming unit for which it has been published, however, due to variations in hardware, software, internet connections and individual usage, Licensor does not warrant the performance of this Software on your specific computer or gaming unit. Licensor does not warrant against interference with your enjoyment of the Software; that the Software will meet your requirements; that operation of the Software will be uninterrupted or error-free, or that the Software will be compatible with third party software or hardware or that any errors in the Software will be corrected. No oral or written advice provided by Licensor or any authorized representative shall create a warranty. Because some jurisdictions do not allow the exclusion of or limitations on implied warranties or the limitations on the applicable statutory rights of a consumer, some or all of the above exclusions and limitations may not apply to you. If for any reason you find a defect in the storage medium or Software during the warranty period, Licensor agrees to replace, free of charge, any Software discovered to be defective within the warranty period as long as the Software is currently being manufactured by Licensor. If the Software is no longer available, Licensor retains the right to substitute a similar piece of Software of equal or greater value. This warranty is limited to the storage medium and the Software as originally provided by Licensor and is not applicable to normal wear and tear. This warranty shall not be applicable and shall be void if the defect has arisen through abuse, mistreatment, or neglect. Any implied warranties prescribed by statute are expressly limited to the 90-day period described above. Except as set forth above, this warranty is in lieu of all other warranties, whether oral or written, express or implied, including any other warranty of merchantability, fitness for a particular purpose or non-infringement, and no other representations or warranties of any kind shall be binding on Licensor. When returning the Software subject to the limited warranty above, please send the original Software only to the Licensor address specified below and include: your name and return address; a photocopy of your dated sales receipt, and a brief note describing the defect and the system on which you are running the Software. **IN NO EVENT WILL LICENSOR BE LIABLE FOR SPECIAL, INCIDENTAL OR CONSEQUENTIAL DAMAGES RESULTING FROM POSSESSION, USE OR MALFUNCTION OF THE SOFTWARE, INCLUDING BUT NOT LIMITED TO, DAMAGES TO PROPERTY, LOSS OF GOODWILL, COMPUTER FAILURE OR MALFUNCTION AND, TO THE EXTENT PERMITTED**

**BY LAW, DAMAGES FOR PERSONAL INJURIES, PROPERTY DAMAGE, LOST PROFITS OR PUNITIVE DAMAGES FROM ANY CAUSES OF ACTION ARISING OUT OF OR RELATED TO THIS AGREEMENT OR THE SOFTWARE, WHETHER ARISING IN TORT (INCLUDING NEGLIGENCE), CONTRACT, STRICT LIABILITY OR OTHERWISE, WHETHER OR NOT LICENSOR HAS BEEN ADVISED OF THE POSSIBILITY OF SUCH DAMAGES. IN NO EVENT SHALL LICENSOR'S LIABILITY FOR ALL DAMAGES (EXCEPT AS REQUIRED BY APPLICABLE LAW) EXCEED THE ACTUAL PRICE PAID BY YOU FOR USE OF THE SOFTWARE. BECAUSE SOME STATES/COUNTRIES DO NOT ALLOW LIMITATIONS ON HOW LONG AN IMPLIED WARRANTY LASTS AND/OR THE EXCLUSION OR LIMITATION OF INCIDENTAL OR CONSEQUENTIAL DAMAGES, THE ABOVE LIMITATIONS AND/OR EXCLUSION OR LIMITATION OF LIABILITY MAY NOT APPLY TO YOU. THIS WARRANTY SHALL NOT BE APPLICABLE SOLELY TO THE EXTENT THAT ANY SPECIFIC PROVISION OF THIS WARRANTY IS PROHIBITED BY ANY FEDERAL, STATE, OR MUNICIPAL LAW, WHICH CANNOT BE PRE-EMPTED. THIS WARRANTY GIVES YOU SPECIFIC LEGAL RIGHTS, AND YOU MAY HAVE OTHER RIGHTS THAT VARY FROM JURISDICTION TO JURISDICTION.**

**TERMINATION.** This Agreement will terminate automatically if you fail to comply with its terms and conditions. In such event, you must destroy all copies of the Software and all of its component parts. You also end this Agreement by destroying the Software and all copies and reproductions of the Software and deleting and permanently purging the Software from any client server or computer on which it has been installed.

**U.S. GOVERNMENT RESTRICTED RIGHTS.** The Software and documentation have been developed entirely at private expense and are provided as "Commercial Computer Software" or "restricted computer software." Use, duplication or disclosure by the U.S. Government or a U.S. Government subcontractor is subject to the restrictions set forth in subparagraph (c)(1)(ii) of the Rights in Technical Data and Computer Software clauses in DFARS 252.227-7013 or as set forth in subparagraph (c)(1) and (2) of the Commercial Computer Software Restricted Rights clauses at FAR 52.227-19, as applicable. The Contractor/Manufacturer is the Licensor at the location listed below.

**EQUITABLE REMEDIES.** You hereby agree that if the terms of this Agreement are not specifically enforced, Licensor will be irreparably damaged, and therefore you agree that Licensor shall be entitled, without bond, other security, or proof of damages, to appropriate equitable remedies with respect to any of this Agreement, in addition to any other available remedies.

**INDEMNITY.** You agree to indemnify, defend and hold Licensor, its partners, licensors, affiliates, contractors, officers, directors, employees and agents harmless from all damages, losses and expenses arising directly or indirectly from your acts and omissions to act in using the Software pursuant to the terms of the Agreement.

**MISCELLANEOUS.** This Agreement represents the complete agreement concerning this license between the parties and supersedes all prior agreements and representations between them. It may be amended only by a writing executed by both parties. If any provision of this Agreement is held to be unenforceable

for any reason, such provision shall be reformed only to the extent necessary to make it enforceable and the remaining provisions of this Agreement shall not be affected.

**GOVERNING LAW.** This Agreement shall be construed (without regard to conflicts or choice of law principles) under the laws of the State of New York, as such law is applied to agreements between New York residents entered into and to be performed within New York, except as governed by federal law. Unless expressly waived by Licensor in writing for the particular instance or contrary to local law, the sole and exclusive jurisdiction and venue for actions related to the subject matter hereof shall be the state and federal courts located in Licensor's principal corporate place of business (New York County, New York, U.S.A.). Both parties consent to the jurisdiction of such courts and agree that process may be served in the manner provided herein for giving of notices or otherwise as allowed by New York state or federal law. The parties agree that the UN Convention on Contracts for the International Sale of Goods (Vienna, 1980) shall not apply to this Agreement or to any dispute or transaction arising out of this Agreement. IF YOU HAVE ANY QUESTIONS CONCERNING THIS LICENSE, YOU MAY CONTACT IN WRITING TAKE-TWO INTERACTIVE SOFTWARE, INC. 622 BROADWAY, NEW YORK, NY 10012.

This videogame is fictional and depicts invented events, persons, locations, and entities. The inclusion of any brand, weapon, location, vehicle, person or thing does not imply sponsorship, affiliation, or endorsement of this game. The makers and publishers of this game do not endorse, condone or encourage engaging in conduct depicted in this product.

© 2012 Gearbox Software, LLC. Published and distributed by 2K Games. Gearbox Software, Borderlands, and the Gearbox and Borderlands logos are trademarks of Gearbox Software, LLC. 2K Games and the 2K Games logo are trademarks of 2K Games in the US and/or other countries. Unreal, the circle-U logo and the Powered by Unreal Technology logo are trademarks or registered trademarks of Epic Games, Inc. in the United States and elsewhere. Uses Bink Video. Copyright © 1997-2012 by RAD Game Tools, Inc. This software product includes Autodesk® Scaleform® software, © 2012 Autodesk, Inc. Autodesk and Scaleform are registered trademarks or trademarks of Autodesk, Inc. and/or its subsidiaries and/or affiliates in the USA and/or other countries. Powered by Wwise © 2006 - 2012 Audiokinetic Inc. All rights reserved.

Further to the Information Collection & Usage paragraph above, such information may be collected, shared, and/or used by either Licensor or the developer Gearbox Software LLC. For information about Gearbox, see [www.gearboxity.com](http://www.gearboxity.com).

**CUSTOMER SUPPORT:** <http://support.2k.com/>

**U.S. Support:** Phone: 1-866-219-9839  
Email: [usasupport@2k.com](mailto:usasupport@2k.com)  
**Canadian Support:** Phone: 1-800-638-0127  
Email: [canadasupport@2k.com](mailto:canadasupport@2k.com)