



Outdoor Sandbox with Canopy

Assembly Instructions

Item #00165

© 2012 KidKraft, LP

Please retain this information
for future reference

To order replacement parts,
please visit www.kidkraft.com

Adult Supervision required.
For outdoor use only.

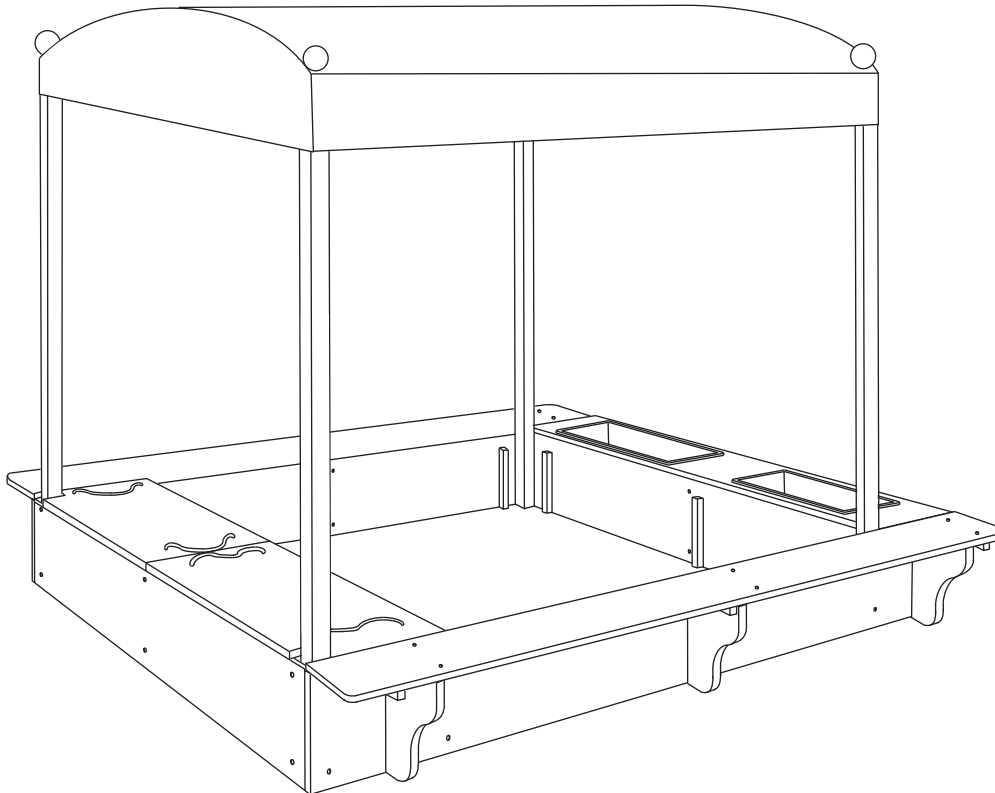
Uses up to 14 bags of 50 lbs of sand (Not Included).

Ages: 2 - 8 years

***Requires 2 people
for assembly.

INSTALLATION

- Place the sandbox on level ground, not less than 6 ft (1.8 m) from any structure or obstruction such as a fence, garage, house, overhanging branches, laundry lines, or electrical wires.



OBSERVE THE FOLLOWING STATEMENTS AND WARNINGS TO REDUCE THE LIKELIHOOD OF SERIOUS OR FATAL INJURY:

- Do not leave children unattended.
- Do not allow children to sit, stand, play or climb on the roof surface.
Doing so may cause the product to become unstable.
- Use only clean play sand.
- Use only clean water and change water daily while in use.
- Do not leave standing water while not in use.
- We recommend bins are filled no more than half way for optimum play value.
- Tightly secure connections. Advise children not to use equipment until properly assembled.
- Inspect the toy periodically for loose or damaged components.
- Instruct children not to use the sandbox in a manner other than intended.
- Dress children appropriately with well-fitting shoes and no loose-fitting clothing.
- Do not attach items to the equipment that are not specifically designed for use with the sandbox, such as, but not limited to, jump ropes, clothesline, pet leashes, cables and chain as they may cause a strangulation hazard.
- Instruct children to remove any bike or other sports helmets prior to playing in the sandbox.

WARNING:

ADULT ASSEMBLY REQUIRED.

Product includes small parts with potentially hazardous sharp points and sharp edges in the unassembled state. Keep unassembled parts away from children.

USE AND MAINTENANCE:

- Use on level surfaces only
- Please check assembly at regular intervals, and frequently tighten hardware if necessary. If maintenance is not carried out, the product could cease to function properly.

Customer Service

1-800-933-0771

www.kidkraft.com



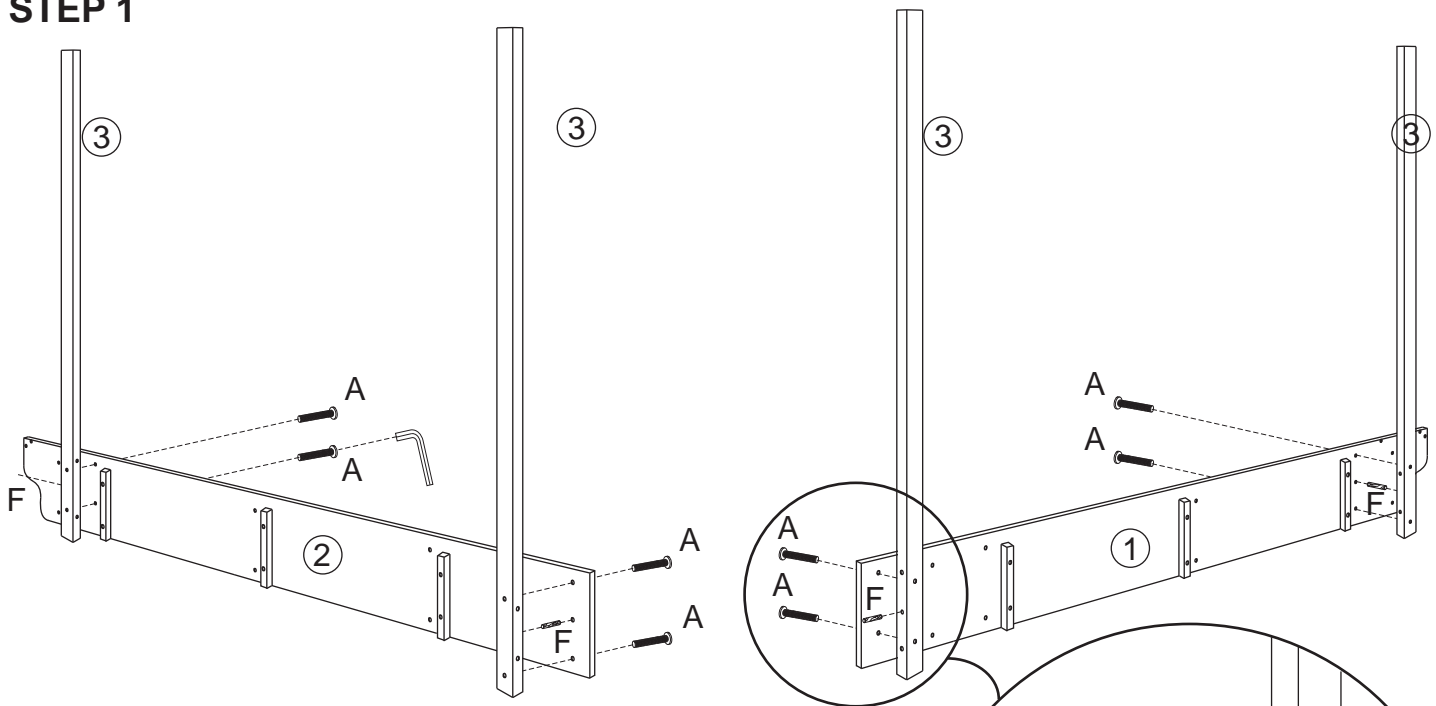
Outdoor Sandbox with Canopy

Assembly Instructions

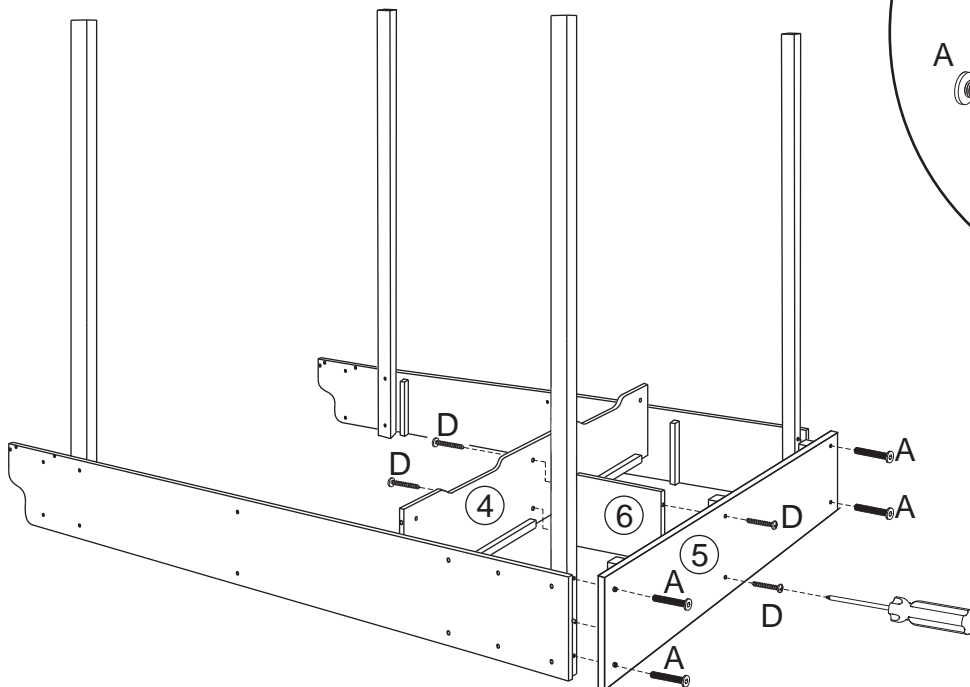
© 2012 KidKraft, LP

Item #00165

STEP 1



STEP 2



Customer Service
1-800-933-0771
www.kidkraft.com



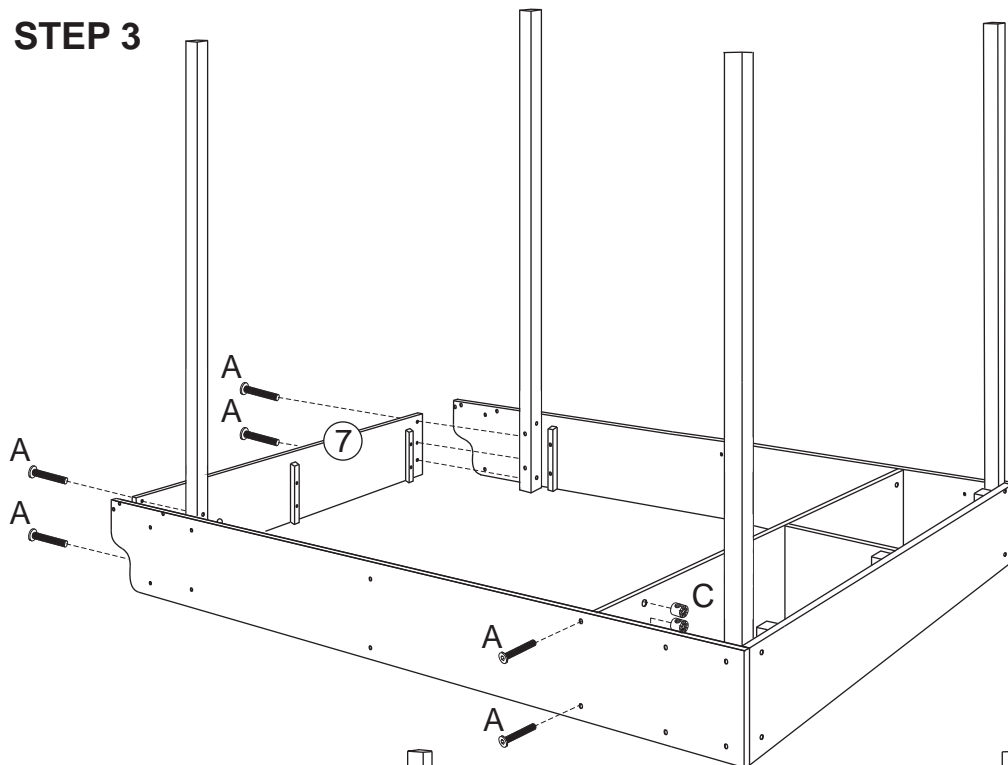
Outdoor Sandbox with Canopy

Assembly Instructions

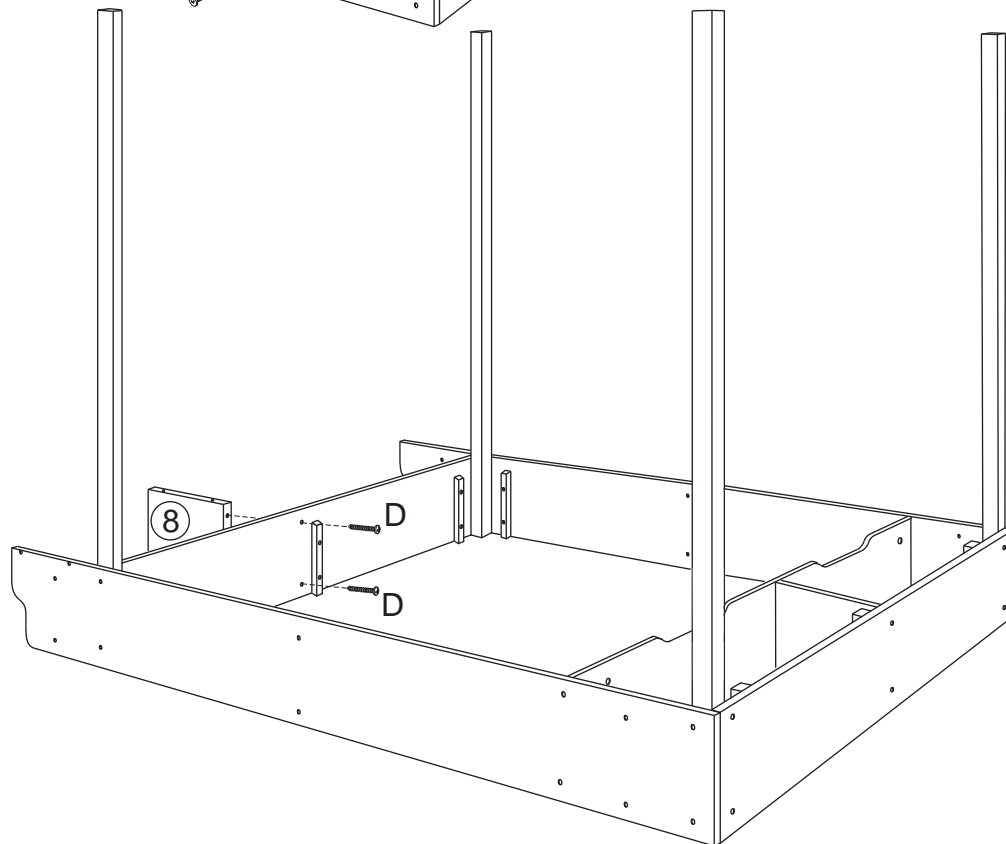
© 2012 KidKraft, LP

Item #00165

STEP 3



STEP 4



Customer Service
1-800-933-0771
www.kidkraft.com



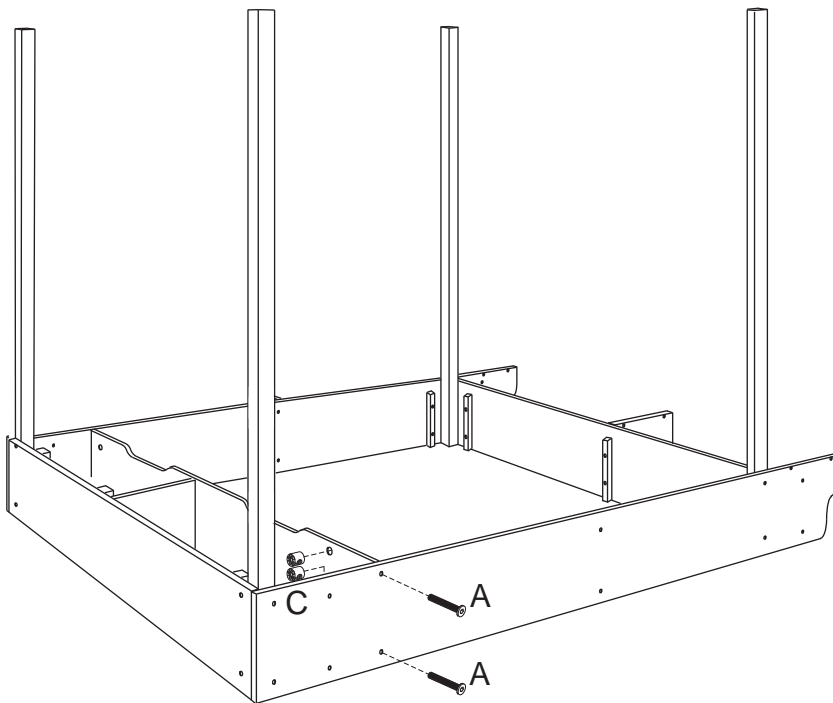
Outdoor Sandbox with Canopy

Assembly Instructions

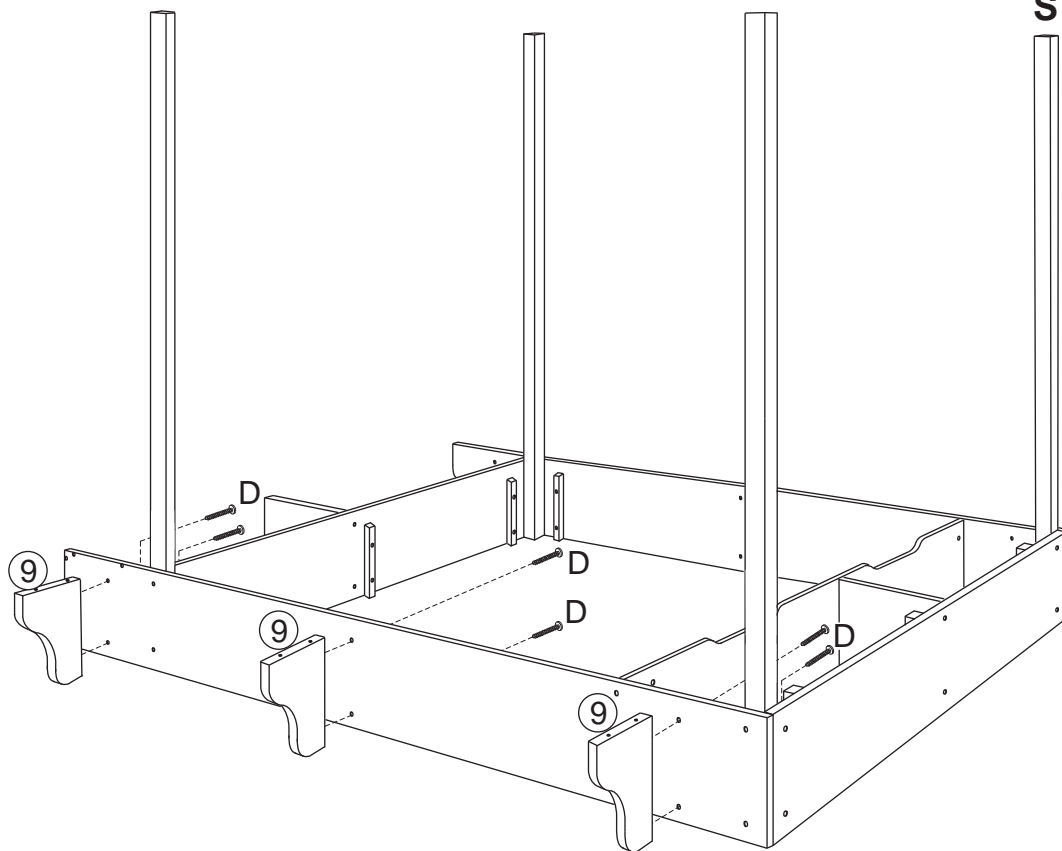
© 2012 KidKraft, LP

Item #00165

STEP 5



STEP 6



Customer Service
1-800-933-0771
www.kidkraft.com



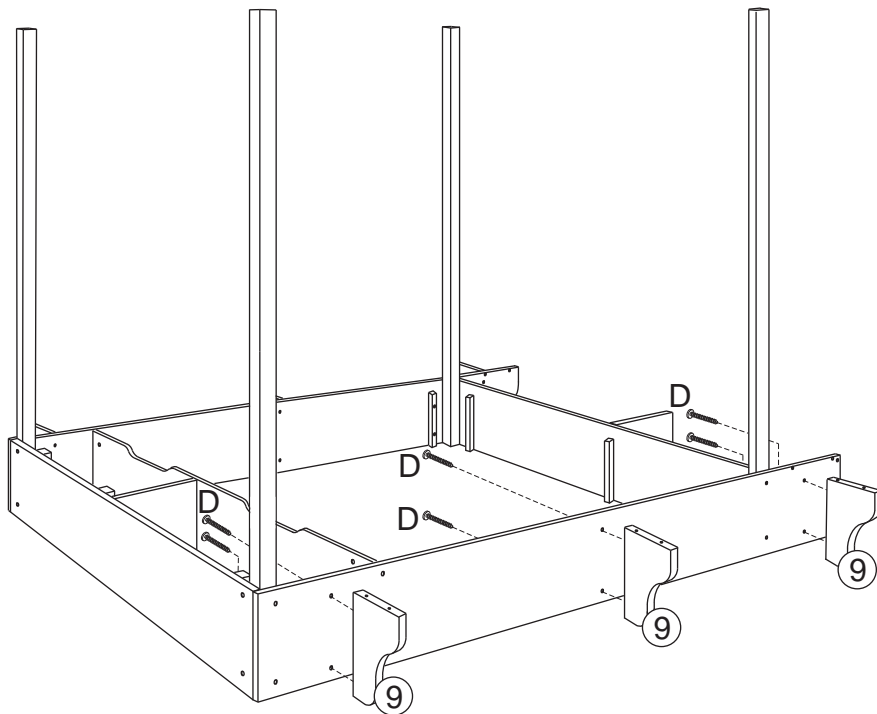
Outdoor Sandbox with Canopy

Assembly Instructions

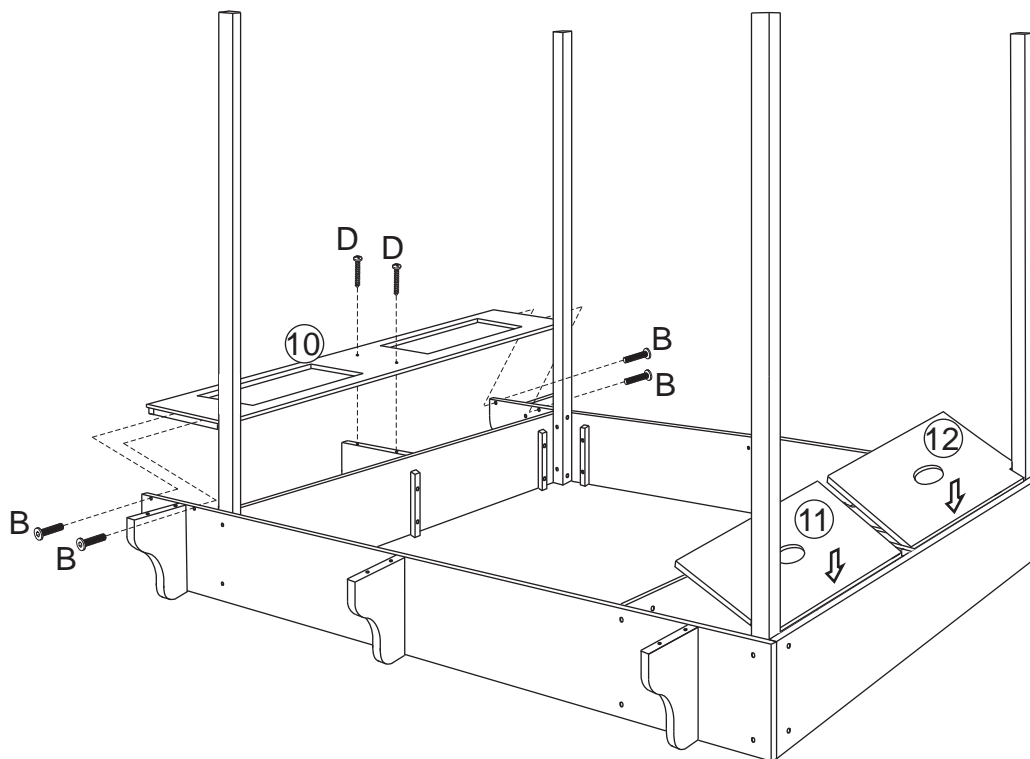
© 2012 KidKraft, LP

Item #00165

STEP 7



STEP 8



Customer Service
1-800-933-0771
www.kidkraft.com



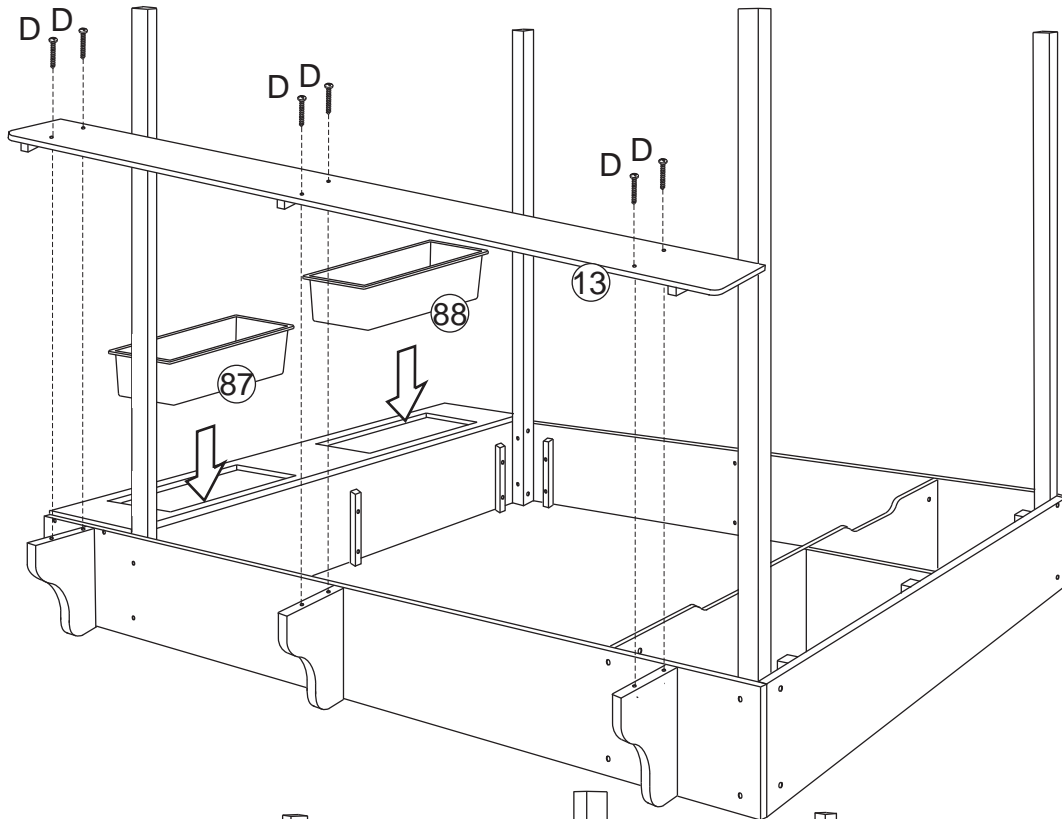
Outdoor Sandbox with Canopy

Assembly Instructions

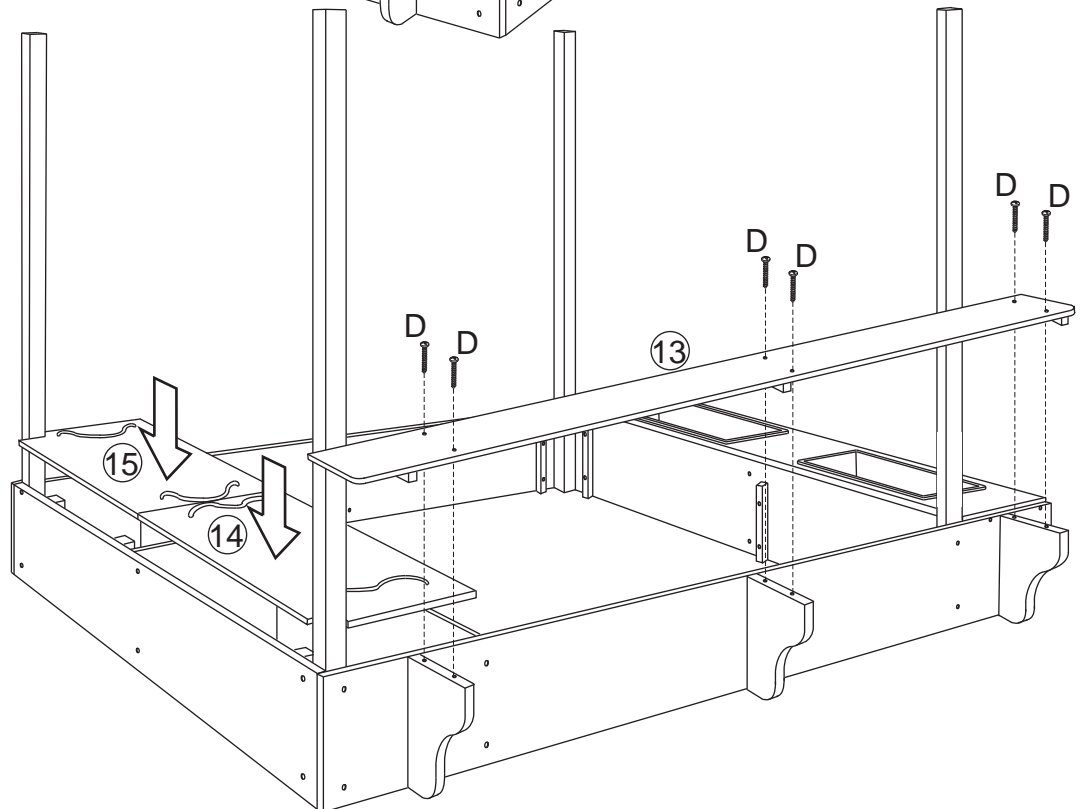
© 2012 KidKraft, LP

Item #00165

STEP 9



STEP 10



Customer Service
1-800-933-0771
www.kidkraft.com



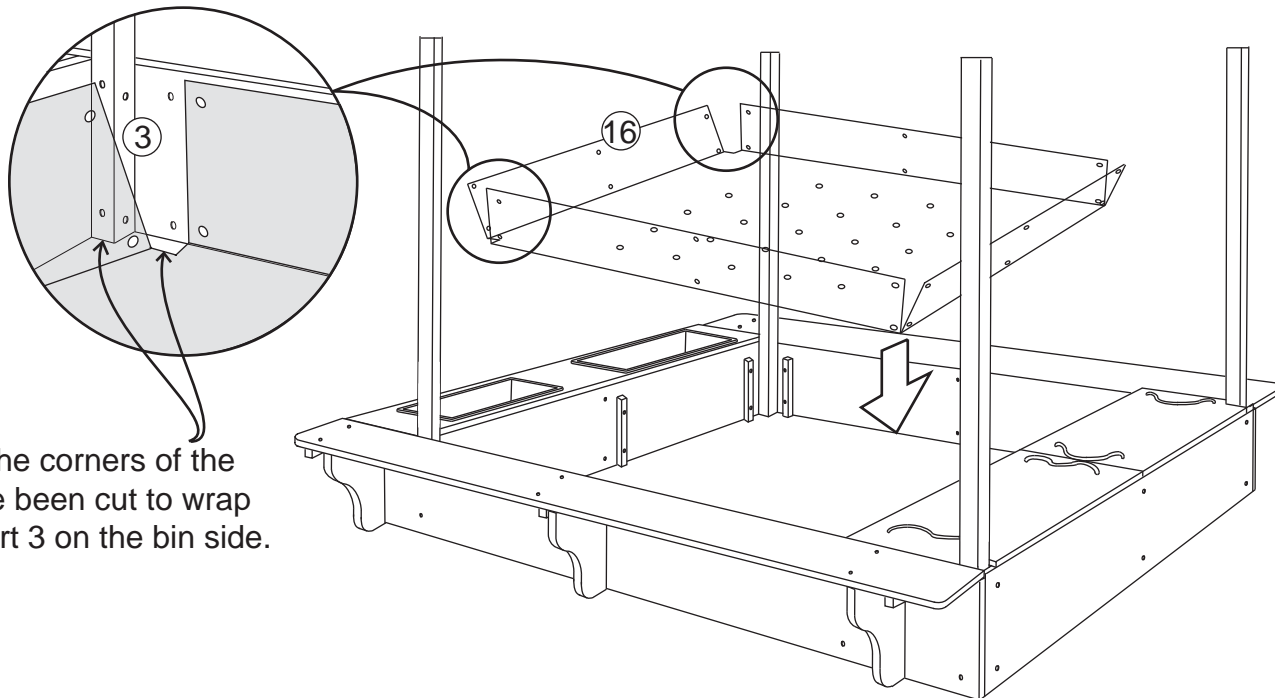
Outdoor Sandbox with Canopy

Assembly Instructions

© 2012 KidKraft, LP

Item #00165

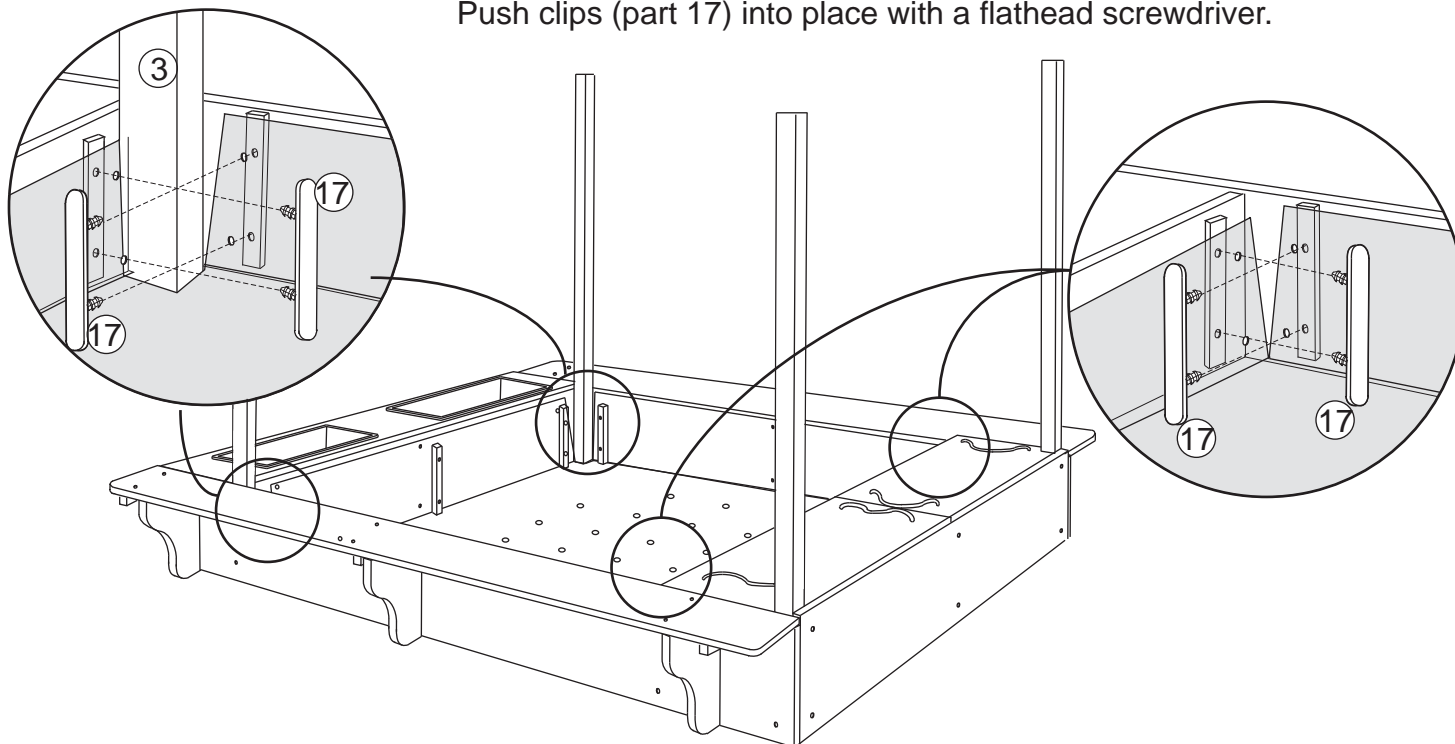
STEP 11



Two of the corners of the liner have been cut to wrap around part 3 on the bin side.

STEP 12

Push clips (part 17) into place with a flathead screwdriver.



Customer Service
1-800-933-0771
www.kidkraft.com



Outdoor Sandbox with Canopy

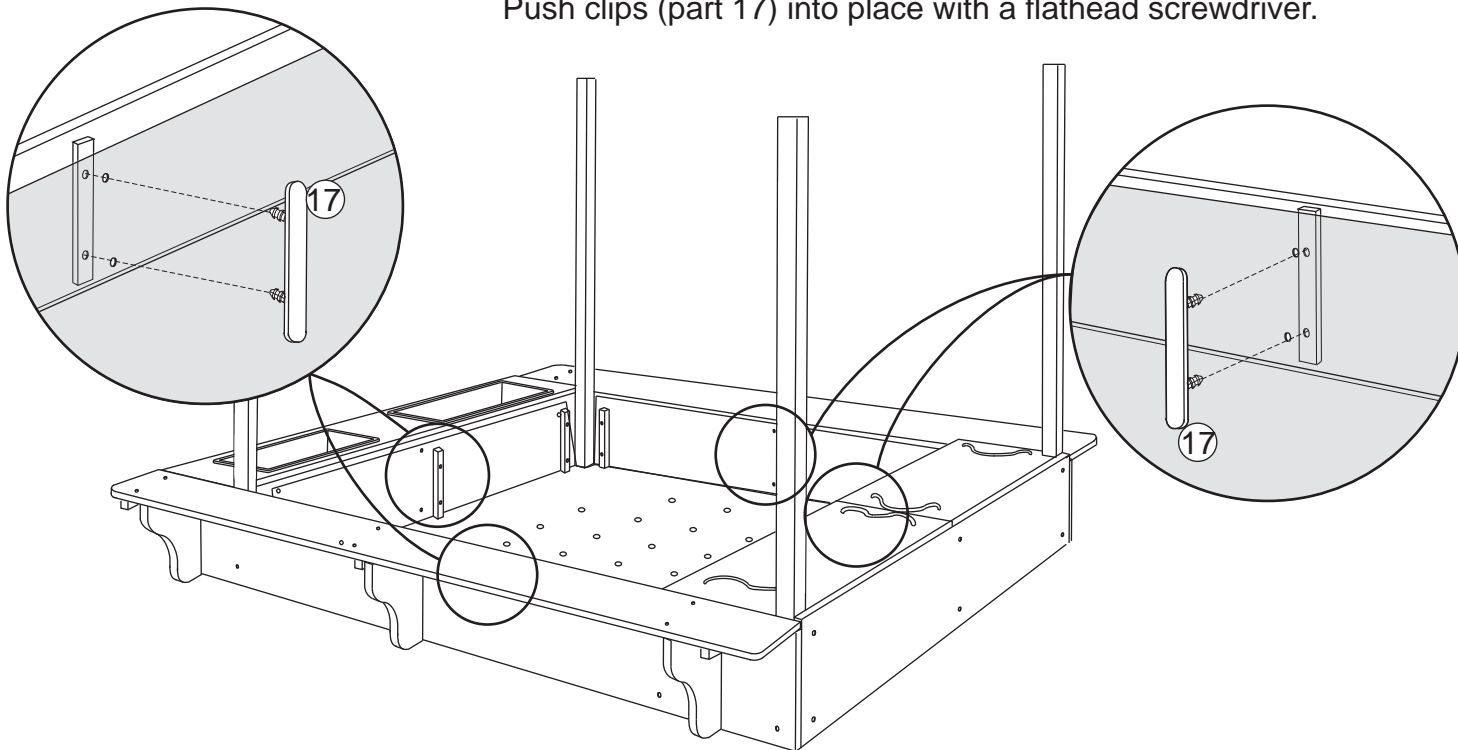
Assembly Instructions

© 2012 KidKraft, LP

Item #00165

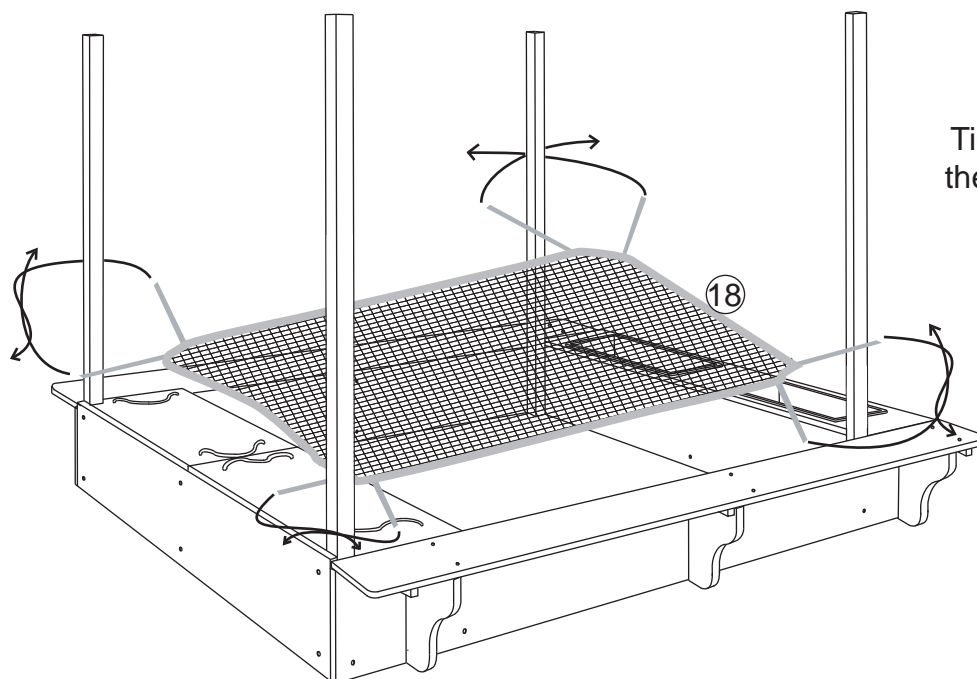
STEP 13

Push clips (part 17) into place with a flathead screwdriver.



STEP 14

Tie the sandbox cover around the posts to protect for storage.



Customer Service
1-800-933-0771
www.kidkraft.com



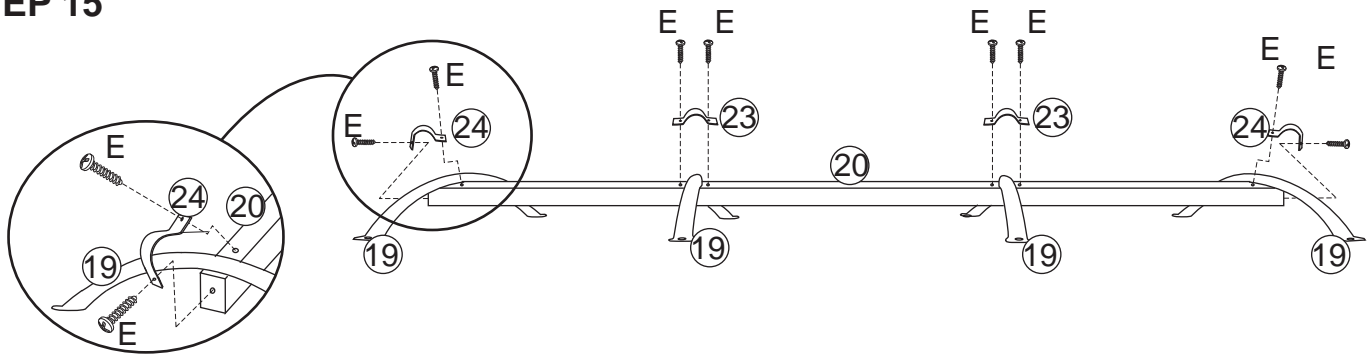
Outdoor Sandbox with Canopy

Assembly Instructions

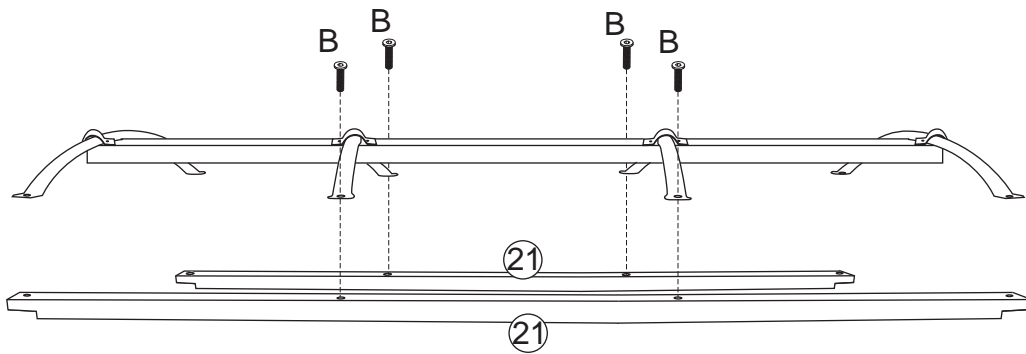
© 2012 KidKraft, LP

Item #00165

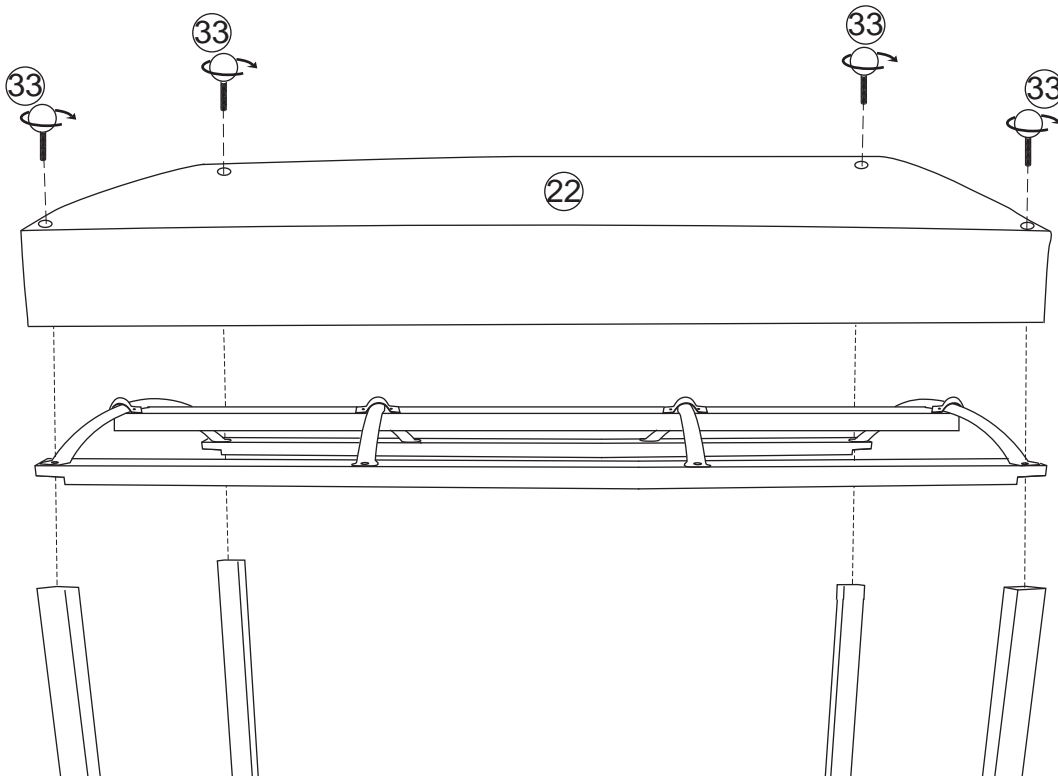
STEP 15



STEP 16



STEP 17



Customer Service
1-800-933-0771
www.kidkraft.com



IMPORTANT SAFETY NOTICE

THIS PRODUCT IS INTENDED FOR THE USE AND ENJOYMENT OF CHILDREN AGES 2 TO 8. IT HAS BEEN SPECIFICALLY DESIGNED AND TESTED FOR USE BY CHILDREN OF THAT AGE RANGE. PARENTAL SUPERVISION AND INSPECTION IS ALWAYS REQUIRED TO PREVENT INJURY AND MISUSE OR DEGRADATION OF THE PRODUCT, REGARDLESS OF THE AGE OF THE CHILD. USE OF THE PRODUCT BY PERSONS OTHER THAN CHILDREN OF THE INTENDED AGE MAY RESULT IN INJURY TO THE USER OR BYSTANDER OR BREAKAGE OF THE OUTDOOR PRODUCT. CONTINUED PARENTAL SUPERVISION AND INSPECTION IS VITAL TO THE SAFE USE OF THE PRODUCT AS PARTS MAY BREAK OFF OR COME LOOSE OVER TIME AND DURING USE, AND SHARP EDGES MAY RESULT FROM MISUSE, HEAVY USE, AGE OF THE PRODUCT, OR THE ENVIRONMENT, INCLUDING RECURRING HEAT, COLD AND WATER. TO SAFEGUARD THE CHILD AND PROLONG THE SAFE LIFE OF THE PRODUCT, FOLLOW THE ENCLOSED ASSEMBLY AND MAINTENANCE INSTRUCTIONS CAREFULLY AND HONOR ALL WARNINGS. INSPECT FOR LOOSE, UNSTABLE, SHARP AND BROKEN PARTS FREQUENTLY. DO NOT PERMIT CHILDREN TO CLIMB OR JUMP OFF UNIT. SHOULD YOU HAVE ANY QUESTIONS OR CONCERNS, CONTACT KIDKRAFT CUSTOMER SERVICE AT 1-800-933-0771. REPLACEMENT PARTS MAY BE AVAILABLE FREE OF CHARGE.

MAINTENANCE

THIS IS AN OUTDOOR WOOD PRODUCT THAT NATURALLY WEATHERS WITH AGE. TO ENSURE OPTIMAL, LONG-TERM DURABILITY AND FUN, TREATMENT WITH AN OIL-BASED OUTDOOR WOOD SEALER IS REQUIRED. WOOD SEALER CAN BE PURCHASED AT YOUR LOCAL HARDWARE STORE, AND SHOULD BE APPLIED AT FIRST SIGNS OF WEATHERING.

IF YOU HAVE ANY QUESTIONS REGARDING MAINTENANCE AND CARE OF YOUR PRODUCT, PLEASE FEEL FREE TO CALL US AT 1-800-933-0771.

TO PROLONG THE LIFE OF YOUR OUTDOOR ITEM, PLEASE STORE OUT OF DIRECT SUNLIGHT OR EXPOSURE TO EXTREME WEATHER.

AT THE BEGINNING OF EACH PLAY SEASON: TIGHTEN ALL THE HARDWARE. CHECK METAL PARTS FOR RUST. IF FOUND, SAND AND REPAINT USING A NONLEAD-BASED PAINT MEETING THE REQUIREMENTS OF 16 CFR 1303. CHECK ALL WOOD MEMBERS FOR DETERIORATION AND SPLINTERS. SAND DOWN SPLINTERS AND REPLACE DETERIORATING WOOD MEMBERS. TIGHTEN ALL HARDWARE TWICE A MONTH DURING PLAY SEASON.

SOLE AND LIMITED WARRANTY

THIS PRODUCT IS WARRANTED SOLELY AGAINST MANUFACTURING DEFECTS FOR A PERIOD OF 90 DAYS FROM THE DATE OF PURCHASE, WHICH RUNS ONLY TO THE ORIGINAL USER OF THE PRODUCT. IN THE EVENT OF A MANUFACTURING DEFECT, PARTS WILL BE REPLACED OR THE ENTIRE PRODUCT WILL BE REPLACED OR THE PURCHASE PRICE WILL BE REFUNDED, AT THE ELECTION OF THE MANUFACTURER. TO ACTIVATE AND PROTECT THIS WARRANTY, PRESERVE EVIDENCE OF ORIGINAL PURCHASE AND CAREFULLY INSPECT THE CONDITION OF THE PRODUCT PRIOR TO AND AFTER ASSEMBLY, LOOKING FOR MISSING, DEGRADED, BROKEN, IMPROPERLY SIZED OR HAZARDOUS PARTS, INCLUDING PARTS WHICH CAN BE SWALLOWED BY A CHILD, CAUSE A CHILD TO CHOKE, OR OTHERWISE CAUSE INJURY. SUCH PARTS MAY INCLUDE LOOSE SCREWS, EXPOSED NAILS OR SHARP EDGES. SHOULD YOU OBSERVE ANY DEFECTS, DO NOT USE THE PRODUCT AND IMMEDIATELY NOTIFY THE MANUFACTURER. FAILURE TO DO SO SHALL CONSTITUTE MISUSE. MISUSE, IMPROPER ASSEMBLY, FAILURE TO HONOR A WARNING, FAILURE TO SUPERVISE, INSPECT OR MAINTAIN THE PRODUCT, OR DAMAGE TO THE PRODUCT, WHETHER INTENTIONAL OR INADVERTENT, SHALL INVALIDATE THIS WARRANTY. THIS WARRANTY GIVES YOU SPECIFIC LEGAL RIGHTS, AND YOU MAY ALSO HAVE OTHER RIGHTS WHICH VARY FROM STATE TO STATE.

TO SUBMIT A WARRANTY CLAIM PLEASE CONTACT KIDKRAFT CUSTOMER SERVICE AT 1-800-933-0771 FOR INSTRUCTIONS ON HOW TO PROVIDE PROOF OF PURCHASE AND HOW TO RETURN THE ITEM FREIGHT PRE-PAID.

CUSTOMER SERVICE 1-800-933-0771
www.kidkraft.com