

DECT 6.0 ACCESSORY HANDSET

for use with GE model 28512/28522 cordless telephone systems

Model number:
28502



Thank you for choosing GE!

Please take a moment to register your product online. Just go to www.gephones.com and click "register here" from the home page. Provide your email address and receive product updates, special offers, or discounts on future purchases. It will not diminish your warranty rights if you choose not to register.

Assistance and more information

For product assistance or for more information about accessories, visit our website at www.gephones.com or call our customer service center at **1-877-394-9775**.

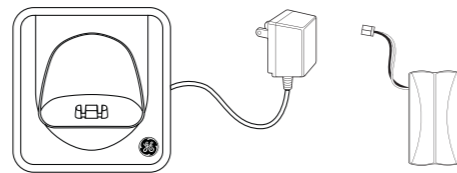
This GE model 28502 is an accessory handset and will only operate when used with a GE model 28512 or 28522 cordless telephone system. For complete feature descriptions and operations, please refer to the user's guide for your 28512/28522 telephone system.

Parts checklist

Your telephone contains the following items. Save your sales receipt and original packaging in the event warranty service is necessary.



Handset



Charger with adapter

Battery



Battery compartment cover



User's guide

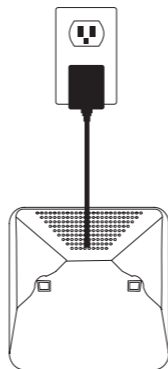
Charger installation

Plug in the power adapter as shown in the diagram on the right. Make sure that the electrical outlet is not controlled by a wall switch.



CAUTION:

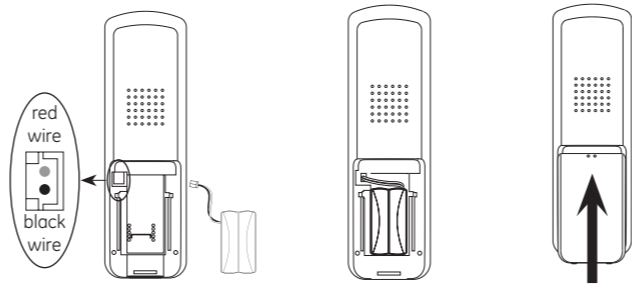
1. Use only the power adaptor that came with this unit. Using other power adaptors may damage the unit.
2. To prevent fire or electrical shock hazard, do not expose this product to rain or moisture.



Battery installation

Please fully charge your handset before use!

For optimum battery performance, charge the battery for 16 hours before first use.



1. Plug the battery connector securely into the socket inside the handset battery compartment. Make sure that red and black wires on the plug are properly inserted into the socket as shown.
2. Place the battery and the wire inside the battery compartment.
3. Align the cover against the battery compartment and slide it upwards until it clicks into place.

NOTE: Use only the supplied rechargeable battery or replacement battery. Visit our website at www.gephones.com to order a replacement battery if necessary.



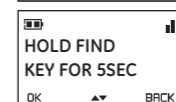

CAUTION:

1. To reduce the risk of fire or personal injury, use only the battery supplied with this product.
2. If the handset will not be used for an extended period of time, unplug the battery and remove it from the handset to prevent possible leakage.

Registering a handset

You must register your 28502 accessory handset to a GE model 28512 or 28522 cordless telephone system before use. Each telephone system can support up to a total of 4 cordless handsets. To add a handset:

1. Press **ok** when the handset screen shows **PRESS OK KEY TO REGISTER.**
-OR-
Press **menu**. Select **SETTINGS** by pressing **+CID/** and then press **ok** twice to enter **REGISTRATION.**
2. The handset will show **HOLD FIND KEY FOR 5SEC.**
3. Press and hold the **(M)** button on the telephone base for 5 seconds. On the GE model 28522 base, the **(D)** button will flash.



A beep sounds on the handset when the registration is successful. An error tone will sound if the registration is not successful.

Deregistering a handset

This feature is intended for base replacement procedures. Handset deregistration is not recommended for normally functioning systems. For more information concerning deregistration, visit us online at www.gephones.com

1. Press **menu**.
2. Press **+CID/** to select **SETTINGS** and then press **ok**.
3. Press **+CID/** to select **DEREGISTER** and then press **ok**.
4. Press **+CID/** to select the desired handset and then press **ok** to confirm.



The handset can now be registered to any GE model 28512 or 28522 telephone system (maximum of 4 registered handsets per base).

Please consult your GE model 28512/28522 user's guide for complete feature descriptions and operations.

Important Safety Instructions

Some of the following information may not apply to your particular product; however, when using telephone equipment, basic safety precautions should always be followed to reduce the risk of fire, electric shock and injury to persons, including the following:

1. Read and understand all instructions.
2. Follow all warnings and instructions marked on the product.
3. Unplug this product from the wall outlet before cleaning. Do not use liquid cleaners or aerosol cleaners. Use a damp cloth for cleaning.
4. Telephones should not be used while you are in a bathtub, shower or pool. Immersion of the telephone or handset in water could cause an electrical shock.
5. Slots and openings in the cabinet back or bottom are provided for ventilation, to protect it from overheating. Do not block or cover these openings. Do not block the openings by placing the product on a bed, sofa, rug, or other similar surface. Do not place this product in a built-in installation unless proper ventilation is provided.
6. Only operate this product from the type of power source indicated on the marking label. If you are not sure of the type of power supply to your home, consult your dealer or local power company.
7. Plug the adaptor into an easily accessible electrical outlet near the equipment.
8. Do not allow anything to rest on the power cord. Do not locate this product where the cord will be abused by persons walking on it.
9. Do not overload wall outlets and extension cords as this can result in the risk of fire or electric shock.
10. Never push objects of any kind into this product through cabinet slots as they may touch dangerous voltage points or short out parts that could result in a risk of fire or electric shock.
11. Never spill liquid of any kind on the product.
12. To reduce the risk of electric shock, do not disassemble this product. Opening or removing covers may expose you to dangerous voltages or other risks. Incorrect reassembly can cause electric shock when the appliance is subsequently used.
13. Do not expose the product to extreme temperatures such as areas near a hot radiator, stove or in a hot car. Do not place product upon other consumer electronic products such as; computer monitors, power amplifiers, etc.
14. Do not place lighted candles, cigarettes, cigars, etc., on or near the telephone.
15. Never touch uninsulated telephone wires or terminals unless the telephone line has been disconnected at the network interface.
16. Never install or modify telephone wiring during a lightning storm.
17. Never install jacks or telephones in wet locations.
18. Use caution when installing or modifying telephone lines to prevent electrical shock and/or fire.
19. Under the following conditions, unplug this product from the wall outlet and refer servicing to qualified service personnel:
 - A. The power supply cord or plug is damaged or frayed.
 - B. The product has been exposed to rain or water.
 - C. The product does not operate normally by following the operating instructions.
 - D. The product's cabinet has been damaged.
 - E. The product exhibits a distinct change in performance.
20. Avoid using a telephone during an electrical-storm. There may be a remote risk of electric shock from lightning.
21. Do not use the telephone to report a gas leak in the vicinity of the leak.
22. Do not place this product on an unstable cart, stand, or table. The product may fall, causing serious damage to the product.
23. Only use attachments/accessories specified by the manufacturer.
24. Unplug this apparatus during lightning storms or when unused for long periods of time.

Important Safety Instructions

IF YOUR PRODUCT UTILIZES BATTERIES, THE FOLLOWING ADDITIONAL PRECAUTIONS SHOULD BE OBSERVED:

1. Use only the type and size battery(ies) specified in the user's manual.
2. Do not use this product if the battery door is removed or missing.
3. Replace batteries that appear to be swollen or have damaged wiring.
4. Do not dispose of the battery(ies) in fire. They may explode. Check with local codes for possible special disposal instructions.
5. Do not open or mutilate the battery(ies). Released electrolyte is corrosive and may cause damage to the eyes or skin. It may be toxic if swallowed.
6. Exercise care in handling battery(ies) in order not to short out the battery(ies) with conducting materials such as rings, bracelets, and keys. The battery(ies) or conductor may overheat and cause burns.
7. Do not attempt to recharge the battery(ies) provided with or identified for use with this product that are not rechargeable. The battery(ies) may leak corrosive electrolyte or explode.
8. Do not attempt to rejuvenate the battery(ies) provided with or identified for use with this product by heating them. Sudden release of the battery(ies) electrolyte may occur causing burns or irritation to eyes or skin.
9. When replacing battery(ies), all batteries should be replaced at the same time. Mixing fresh and discharged batteries could increase internal cell pressure and rupture the discharged battery(ies). (Applies to products employing more than one separately replaceable primary battery.)
10. When inserting battery(ies) into this product, the proper polarity or direction must be observed. Reverse insertion of battery(ies) may result in leakage or explosion.
11. When inserting battery(ies) into this product, do not twist or pinch the wires or allow wires to become pinched in battery door.
12. If storing over 30 days, remove battery(ies) from this product because the battery(ies) could leak and damage the product.
13. Discard "dead" battery(ies) as soon as possible since "dead" batteries are more likely to leak in a product.
14. Do not store this product, or the battery(ies) provided with or identified for use with this product, in high-temperature areas. Batteries that are stored in a freezer or refrigerator for the purpose of extending shelf life should be protected from condensation during storage and defrosting. Batteries should be stabilized at room temperature prior to use after cold storage.
15. If your product uses rechargeable battery(ies), charge the battery(ies) only in accordance with the instructions and limitation specified in the user's guide.
16. Battery safety precautions
 - Do not burn, disassemble, mutilate, or puncture. Like other batteries of this type, toxic materials could be released which might cause injury to persons or property damage.
 - To reduce the risk of fire or personal injury, use only the supplied battery or replacement battery.
 - Keep batteries out of the reach of children.
 - Remove batteries if storing over 30 days.

Use only the supplied rechargeable battery or replacement battery. Visit our website at www.gephones.com to order a replacement battery if necessary.

SAVE THESE INSTRUCTIONS

FCC Parts 15, 68 and ACTA

This equipment is in compliance with parts 15 and 68, FCC Rules and Regulations and the Technical Requirements for Telephone Terminal Equipment published by ACTA.

On the bottom of this equipment is a label indicating, among other information, the US number and Ringer Equivalence Number (REN) for the equipment. You must, upon request, provide this information to your telephone company.

The REN is useful in determining the number of devices you may connect to your telephone line and still have all of these devices ring when your telephone number is called. In most (but not all) areas, the sum of the RENs of all devices connected to one line should not exceed 5.

A plug and jack used to connect this equipment to the premises wiring and telephone network must comply with the applicable FCC Part 68 rules and requirements adopted by the ACTA. A compliant telephone cord and modular plug is provided with this product. It is designed to be connected to a compatible modular jack that is also compliant. See installation instructions for details.

This equipment is not intended to be used with Party Lines. If your home has specially wired alarm equipment connected to the telephone line, ensure the installation of this product does not disable your alarm equipment. If you have questions about what will disable alarm equipment, consult your telephone company or a qualified installer.

If this equipment is malfunctioning, it should be unplugged from the modular jack until the problem is corrected. Repairs to this equipment can only be made by the manufacturer or its authorized agents. For information on repair procedures, follow the instructions provided with the limited warranty. Should your equipment cause trouble on your line which may harm the telephone network, the telephone company shall, where practicable, notify you that temporary discontinuance of service may be required. Where prior notice is not practical and the circumstances warrant such action, the telephone company may temporarily discontinue service immediately. In case of such temporary discontinuance, the telephone company must: (1) promptly notify you of such temporary discontinuance; (2) afford you the opportunity to correct the situation; and (3) inform you of your right to bring a complaint to the Commission pursuant to procedures set forth in Subpart E of Part 68, FCC Rules and Regulations.

The telephone company may make changes in its communications facilities, equipment, operations or procedures where such action is required in the operation of its business and not inconsistent with FCC Rules and Regulations. If these changes are expected to affect the use or performance of your telephone equipment, the telephone company must give you adequate notice, in writing, to allow you to maintain uninterrupted service. This device complies with Part 15 of the FCC Rules. Operation is subject to the following two conditions: (1) This device may not cause harmful interference; and (2) This device must accept any interference received, including interference that may cause undesired operation. This equipment has been tested and found to comply with the limits for a Class B digital device, pursuant to Part 15 of the FCC Rules. These limits are designed to provide reasonable protection against harmful interference in a residential installation.

This equipment generates, uses, and can radiate radio frequency energy and, if not installed and used in accordance with the instructions, may cause harmful interference to radio communications. However, there is no guarantee that interference will not occur in a particular installation.

Privacy of Communications may not be ensured when using this product.

If this equipment does cause harmful interference to radio or television reception, which can be determined by turning the equipment off and on, the user is encouraged to try to correct the interference by one or more of the following measures:

- Reorient or relocate the receiving antenna (that is, the antenna for radio or television that is "receiving" the interference).
- Reorient or relocate and increase the separation between the telecommunications equipment and receiving antenna.
- Connect the telecommunications equipment into an outlet on a circuit different from that to which the receiving antenna is connected.

FCC Parts 15, 68 and ACTA

If these measures do not eliminate the interference, please consult an experienced radio/television technician for additional suggestions. **The changes or modifications not expressly approved by the party responsible for compliance could void the user's authority to operate the equipment.**

Hearing Aid Compatibility (HAC)

This equipment meets FCC standards for Hearing Aid Compatibility

If this product has a memory dialing feature, you may choose to store emergency phone numbers such as police, fire or medical within the memory locations. If you do store or emergency numbers, we suggest you also write these numbers down so that you can still dial the number manually if the memory dialing fails.

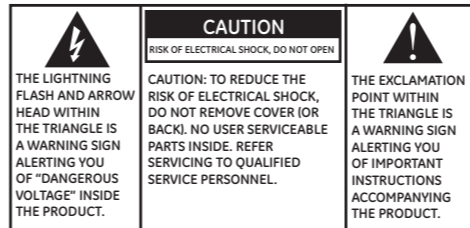
This feature is included as a convenience only. The manufacturer assumes no responsibility for customer reliance on the memory feature of this product.

Testing emergency telephone numbers is not recommended. However, if you choose to make a test call to an emergency number, you should:

- Remain on the line and provide an explanation for the call before you hang up.
- Only make a non emergency test call during off-peak hours during early mornings or late evenings.

To ensure user safety, the FCC has established criteria for the amount of radio frequency energy that can be safely absorbed by a user or bystander according to the intended usage of the equipment. This equipment has been tested and found to comply with the FCC criteria. The handset may be safely held against the ear of the user. The telephone base should be installed and used such that parts of the users body other than the handset are maintained at a distance of approximately 8 inches (20 cm) or more.

WARNING: TO PREVENT FIRE OR ELECTRICAL SHOCK HAZARD, DO NOT EXPOSE THIS PRODUCT TO RAIN OR MOISTURE.



ENERGY STAR

As an ENERGY STAR Partner, CCT USA Inc. has determined that this product meets the ENERGY STAR guidelines for energy efficiency. ENERGY STAR is a U.S. registered mark.

NOTE: The RBRC seal on the battery used in your product indicates that we are participating in a program to collect and recycle the rechargeable battery (or batteries). We encourage you to explore the easy recycling options available to you in your area. For more information go to the RBRC web site at www.rbrc.org or call 1-800-8-BATTERY or contact a local recycling center.

Proposition 65 : Nickel is a chemical known to the state of California to cause cancer.



One Year Limited Warranty

CCT Tech USA Inc. (CCT), the licensed manufacturer of this GE® branded product, warrants this product to the original retail purchaser to be free of material and/or workmanship defects for a period of one year after the date of original retail purchase. Proof of the original purchase is required to obtain a remedy under this limited warranty and the product must be returned to CCT at your expense.

During the limited warranty period, CCT or its authorized service representative will repair or replace at CCT's option, without charge, a materially defective product. We may use new or refurbished replacement parts. If we replace the product, it may be with a new or refurbished product of same or similar design. CCT may keep any removed or defective parts, and/or replaced product. The repaired or replaced product is warranted for the remainder of the original warranty or 90 days, whichever is greater. Repair or replacement of this product at CCT's option is your exclusive remedy.

This limited warranty only applies to products purchased, used and serviced in the United States and its territories, or Puerto Rico. If you purchased this product outside of the United States, its territories or Puerto Rico, contact your dealer for service information.

This is the only warranty applicable to this product. **ALL OTHER WARRANTIES EXPRESS OR IMPLIED INCLUDING ALL IMPLIED WARRANTIES OF MERCHANTABILITY OF FITNESS FOR A PARTICULAR PURPOSE ARE HEREBY DISCLAIMED. CCT IS NOT LIABLE FOR ANY INDIRECT, INCIDENTAL, CONSEQUENTIAL OR SIMILAR DAMAGES INCLUDING, BUT NOT LIMITED TO, LOST PROFITS OR REVENUE, INABILITY TO USE THE PRODUCT, OR ANY OTHER ASSOCIATED EQUIPMENT, THE COST OF SUBSTITUTE EQUIPMENT, AND ANY CLAIMS BY THIRD PARTIES RESULTING FROM THE USE OF THIS PRODUCT.**

This warranty gives you specific legal rights, and you may have other rights that vary from state to state. Some states do not allow the exclusion or limitation of incidental or consequential damages, so the limitations or exclusions stated above may not apply.

What Is NOT Covered Under This Limited Warranty

- Normal wear and tear or cosmetic damage.
- Damage due to accidents, misuse, physical force, improper installation or operation, mishandling, neglect, fire, heat, water, humidity, liquids, insect infestation, or other intrusion.
- Products that have been repaired, altered or modified by anyone other than CCT or its authorized service representative.
- Problems caused by signal conditions, radio interference, network reliability, cable or antenna systems.
- Damage caused by use of non CCT accessories or misapplication.
- Products whose serial numbers have been removed, altered or rendered illegible.
- Products purchased, shipped from, used or serviced outside the United States.
- Batteries.
- Products used for business, commercial or institutional purposes.
- Damage caused by acts of nature such as, but not limited to, lightning damage.
- Products returned without valid proof of purchase.

How To Obtain Warranty Service

Call our customer service center at **1-877-394-9775**. Our customer service specialist will assist you in obtaining warranty service. Please have a paper and pencil handy to write down the warranty service return instructions.

-OR-

You may visit our web site at www.gephones.com for troubleshooting, FAQs, and information on warranty service.

Accessibility

If you have a disability or questions about how CCT's products can accommodate persons with disabilities, please call our customer service center at **1-877-394-9775**. When calling, please let our specialists know that you have an inquiry about accessibility so your call is routed properly.

visit our website:

www.gephones.com



is a trademark of General Electric Company and is under license by CCT Tech USA Inc., Irving, TX 75039

The Energy Star logo is a trademark of the United States Environmental Protection Agency and the Department of Energy and is used under license.

The RBRC logo is a trademark of the Rechargeable Battery Recycling Corporation and is used under license.

Model 28502
P/N: 480-99041-000002
Version 1 01/2011
Printed in China

©2010 CCT Tech USA Inc.
Distributed in the U.S.A. by
CCT Tech USA Inc.