

polkaudio®

the speaker specialists®

SurroundBAR® 400
Component Home Theater

SurroundBAR® 500
Component Home Theater



ENGLISH

Technical Assistance or Service

If anything is missing or damaged, or if your speaker fails to operate, notify Polk Audio Customer Service immediately at 800-377-7655. If, after following the hookup directions, you experience difficulty, please double-check all wire connections. Should you isolate the problem to the speaker, contact the authorized Polk Audio dealer where you made your purchase, or contact Polk Audio Customer Service 800-377-7655 (M-F, 9-5:30 EST, US & Canada only) or via email polkcs@polkaudio.com. Outside the US & Canada, call +1 410-358-3600.

WARNING: Listen Carefully

Polk Audio loudspeakers and subwoofers are capable of playing at extremely high volume levels, which could cause serious or permanent hearing damage. Polk Audio, Inc. accepts no liability for hearing loss, bodily injury or property damage resulting from the misuse of its products.

FRANÇAIS

Service ou assistance technique

S'il manque des pièces, si vous découvrez des avaries ou si votre enceinte ne fonctionne pas, contactez immédiatement le Service à la clientèle de Polk Audio au 1-800-377-7655. Si vous éprouvez des difficultés après avoir suivi toutes les instructions, vérifiez toutes les connexions. Si vous en concluez que le problème est relié à l'enceinte, communiquez avec votre revendeur Polk Audio ou contactez le Service à la clientèle de Polk Audio au 1-800-377-7655 (lundi au vendredi, 9h à 17:30h, HE, Canada et É.-U. seul.) ou par courriel à polkcs@polkaudio.com. À l'extérieur des É.U. et du Canada, composez le: +1 410-358-3600.

AVERTISSEMENT: écoutez bien!

Les enceintes et subwoofers Polk Audio sont capables de générer des niveaux sonores extrêmement élevés pouvant causer des dommages auditifs graves ou permanents. Polk Audio Inc. ne peut être tenue responsable de perte d'ouïe, blessures corporelles ou dommages matériels résultant de l'usage abusif de ses produits.

ESPAÑOL

Servicio y Asistencia Técnica

Si algo falta o se ha dañado, o si el altavoz no funciona, avise inmediatamente al Servicio al Cliente de Polk Audio llamando al 1-800-377-7655. Si tiene problemas después de seguir las instrucciones de cableado, revise bien todas las conexiones de cables. Si determina que el problema está en el altavoz, póngase en contacto con el distribuidor de Polk Audio al que le compró el altavoz o comuníquese con el Servicio al Cliente de Polk Audio llamando al 1-800-377-7655 (de lunes a viernes, de 9 a.m. a 5:30 p.m., hora del Este, sólo EE.UU. y Canadá) o escribiendo a polkcs@polkaudio.com. Fuera de EE.UU. y Canadá, llame al +1 410-358-3600.

ADVERTENCIA: Escuche Cuidadosamente

Los altavoces de Polk Audio son capaces de reproducir sonido a volúmenes extremadamente altos, lo cual puede causar daños graves o permanentes al oído. Polk Audio, Inc. no acepta ninguna responsabilidad por pérdida de oído, lesiones corporales o daños a la propiedad producidos por el uso inadecuado de sus productos.

Keep these guidelines in mind and always use your own good judgment when controlling volume:

- You should limit prolonged exposure to volumes that exceed 85 decibels (dB). For more about safe volume levels, go to the Occupational Health and Safety Administration (OSHA) guidelines at www.osha.gov.

Product Disposal

Certain international, national and/or local laws and/or regulations may apply regarding the disposal of this product. For further detailed information, please contact the retailer where you purchased this product or the Polk Audio Importer/Distributor in your country. A listing of Polk Audio Importer/Distributors can be found on the Polk Audio website www.polkaudio.com or by contacting Polk Audio at 5601 Metro Drive, Baltimore, Maryland 21215, USA—Phone: +1 410-358-3600.



Faites preuve de discernement lorsque vous contrôlez le volume et tenez compte du conseil suivant:

- Limitez l'exposition prolongée à des niveaux sonores excédant 85 décibels (dB). Pour plus d'information sur les niveaux sonores sécuritaires, visitez le site de l'OSHA (Occupational Health and Safety Administration): www.osha.gov

Product Disposal

La récupération de ce produit pourrait être sujette à certaines lois ou à certains règlements internationaux, nationaux ou régionaux. Pour plus d'information, communiquez avec votre revendeur ou avec l'importateur/distributeur Polk Audio dans votre pays. Vous trouverez la liste des importateurs/distributeurs des produits Polk Audio sur le site web de Polk Audio www.polkaudio.com ou en communiquant avec Polk Audio: 5601 Metro Drive, Baltimore, Maryland 21215, USA—Tél.: +1 410 358-3600.



Tenga en mente estas recomendaciones y ponga siempre en práctica su sentido común al controlar el volumen:

- Limite la exposición prolongada a volúmenes de más de 85 decibels (dB). Para obtener más información sobre niveles seguros de volumen, consulte a la Administración de Seguridad y Salud Ocupacional (Occupational Health and Safety Administration, OSHA) en www.osha.gov.

Desecho del Producto

Es posible que haya leyes y/o reglamentos internacionales, nacionales y/o locales sobre el desecho de este producto. Para obtener información más detallada, comuníquese con el distribuidor a quien le compró este producto de Polk Audio o al importador o distribuidor de su país. Hay una lista de importadores y distribuidores de Polk Audio en www.polkaudio.com. También puede comunicarse con Polk Audio por correo: 5601 Metro Drive, Baltimore, Maryland 21215, USA; o por teléfono: +1 410 358-3600.



PLEASE TAKE INVENTORY

Please check to ensure you have everything in your Polk Audio® SurroundBar® 400 Component Home Theater (CHT) or your SurroundBar 500 CHT carton. Inside, you should find:

SURROUNDBAR 400 CHT:

- SurroundBar 400 loudspeaker
- Wall mount bracket
- 15' (4.6m) color-coded cable
- 2 rubber feet
- Owner's manual
- Online registration card

SURROUNDBAR 500 CHT:

- SurroundBar 500 loudspeaker
- SDA control module
- SDA control module wall mount template
- Rack mount ears with screws
- Wall mount bracket
- 15' (4.6m) cable
- 2 rubber feet
- Owner's manual
- Online registration card

Important Note: If anything is missing or damaged, or if your Polk Audio SurroundBar CHT system fails to operate, please notify your dealer immediately. We recommend keeping your original carton and packing materials in case you need to ship the unit in the future.

ABOUT YOUR SURROUNDBAR CHT

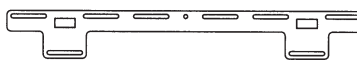
Thank you for choosing the SurroundBar CHT from Polk Audio. You're about to discover how the legendary Polk Audio sound makes watching TV and movies so much more exciting. The SurroundBar CHT produces a wide soundstage and rich, full sound without the need for rear speakers and the clutter of rear speaker wires.

INSIDE YOUR SURROUNDBAR CHT CARTONS:

SURROUNDBAR 400 CHT:



SurroundBar 400 Loudspeaker



Wall Mount Bracket



15' (4.6m) Color-Coded Cable

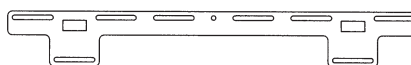


Rubber Feet

SURROUNDBAR 500 CHT:




SurroundBar 500 Loudspeaker



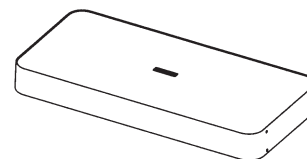
Wall Mount Bracket



15' (4.6m) Cable



**SDA Control Module
Wall Mount Template**



SDA Control Module



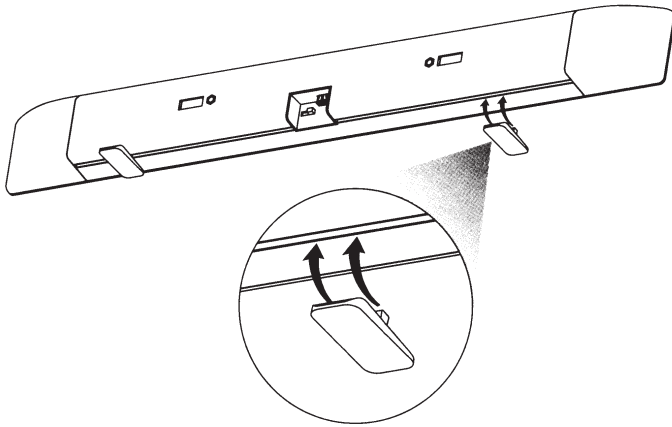
Rubber Feet



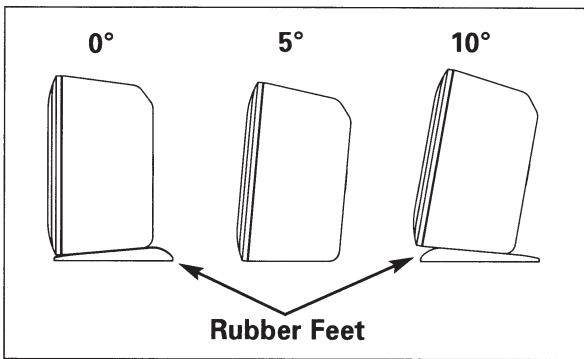
**Rack Mount Ears
(Hardware Included)**

RESTING THE SURROUNDBAR ON A SHELF

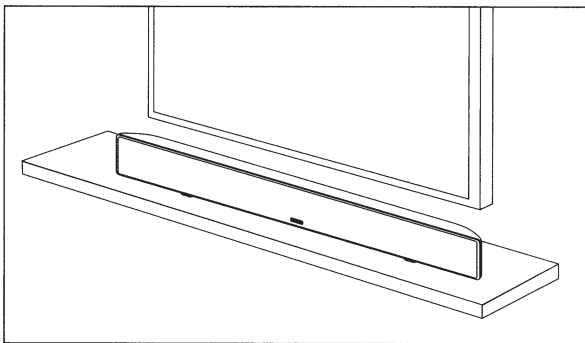
The SurroundBar's detachable feet can be reversed and, depending on their orientation, will make the bar sit flat or tilt up at 10°. Without the feet, the SurroundBar tilts up 5°. Press the detachable rubber feet into the groove on the bottom of the SurroundBar, plug in the speaker cable and set the mode switch to either 7CH, 5CH or LCR, depending upon your intended setup (see pages 6 - 10).



Place the speaker on a flat surface below or above your TV and aimed directly toward your seating position.



Flat, 5° angle or 10° angle depending on orientation of detachable feet.



Shelf mounted bar sits in front of TV.

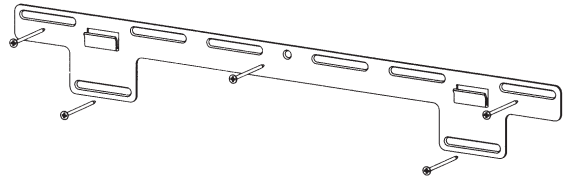
MOUNTING THE SURROUNDBAR ON A WALL

Note: Before you install your SurroundBar on its wall mount bracket, make sure the mode switch is on the correct setting (see pages 6 - 10).

1. Hold the speaker in your intended location to be sure there are no obstructions.
2. Attach the wall mount bracket to the wall, ensuring it's level and positioned exactly in the middle of the TV.

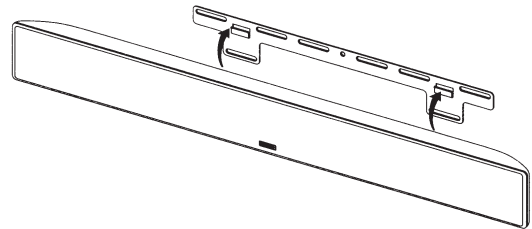
Mounting Screws For SurroundBar Bracket (not included)

The SurroundBar mounting bracket should be attached to the wall using a minimum of five (5) #6 or #8 drywall or wood screws, either bugle head or flat head, 1 1/2" long or longer. The five recommended mounting points are indicated in the illustration below.

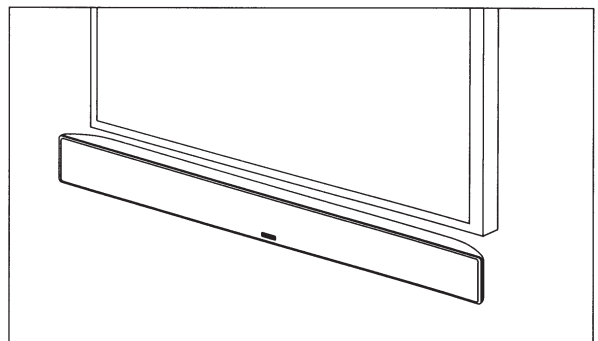


Five recommended mounting points for the CHT wall mount bracket.

3. The wall mount bracket has enough holes so that you can always make the attachment to at least one wall stud, which is important for a secure installation. Use a molly bolt or wall anchor if a second stud is not available.
4. Plug the SurroundBar cable into the back of the bar, ensure the mode switch is on the correct setting (either 7CH, 5CH or LCR), then slide the SurroundBar down onto the bracket's mounting tabs, making sure the SurroundBar sits securely on the wall mount bracket.



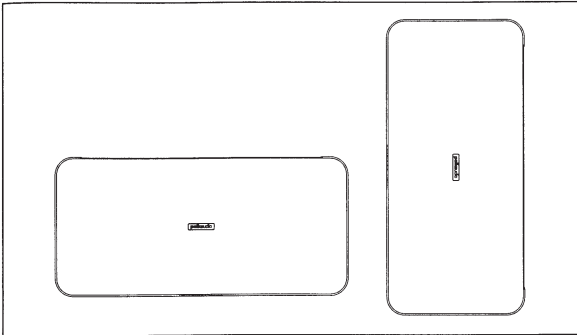
5. Tug gently on the SurroundBar while holding it from below to ensure it is secure on its bracket.



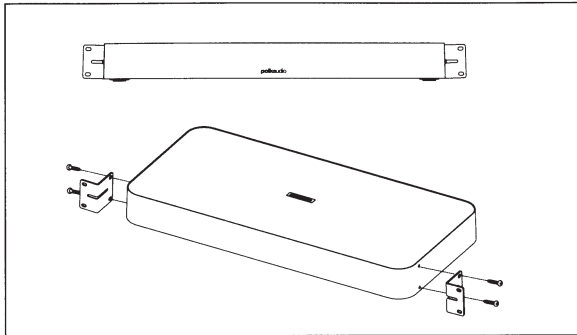
Wall mounted bar.

MOUNTING THE SURROUNDBAR 500 CHT SDA CONTROL MODULE


The SurroundBar 500 CHT SDA Control Module can be mounted on a wall, either vertically or horizontally, into a rack using the supplied rack mount ears, or it may be placed on a flat surface. The location of your other electronic components will determine which location will work best for you.



Wall mounted vertically or horizontally.



Rack mounted using supplied rack mount ears.



Placed on a flat surface.

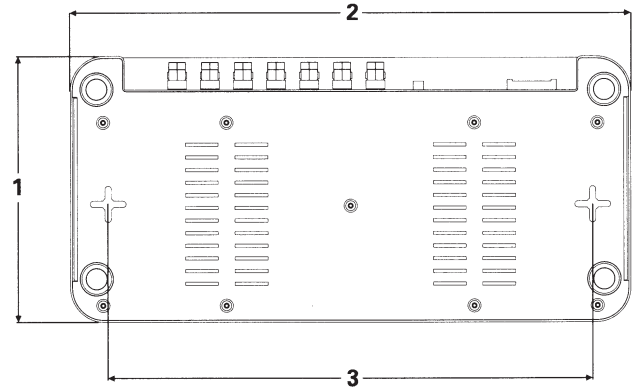
WALL MOUNTING THE SDA CONTROL MODULE

Overall Dimensions

1. 8" H (20.32cm)
2. 17" W (43.18cm)

Keyhole Slots

3. 14 3/4" W (37.47cm)



1. Determine if you want to mount the SDA Control Module vertically or horizontally. Then hold it in your intended location to be sure there are no obstructions to the SurroundBar and to your receiver, and to determine the length of the speaker wires you will run for each channel from your receiver to the SDA Control Module.
2. Using the SDA Control Module Wall Mount Template, mark and drill the holes for the mounting screws or wall anchors as appropriate. Use a molly bolt or wall anchor if a second stud is not available.
3. The SurroundBar cable plugs into the SDA Control Module and the SurroundBar. Run speaker wire (not included) from your receiver to the SDA Control Module. Make the appropriate connections based on whether you are using the 500 CHT in 7CH, 5CH or LCR mode (see pages 8 - 10).
4. With the SDA Control Module wired and the SurroundBar cable plugged in, set the 7CH, 5CH or LCR switch to the appropriate setting and hang the module on the wall.
5. Tug gently on the module while holding it from below to ensure it has seated properly on its keyhole slots.

SURROUNDBAR 400 CHT HOOKUP DIAGRAMS

The SurroundBar 400 CHT can operate in one of three channel modes: 7CH, 5CH or LCR. If you choose to operate your SurroundBar 400 CHT in the 5CH or LCR configuration, "tie off" the unused channel wires with wire nuts.

Note: Remember to set the mode switch, located on the back of the SurroundBar, to either 7CH, 5CH or LCR, depending on your system configuration (see page 12 for details).

The colors for the inputs & wires are as follows:

Surround Back Left (SBL): **Brown**

Surround Left (SL): **Blue**

Front Left (FL): **White**

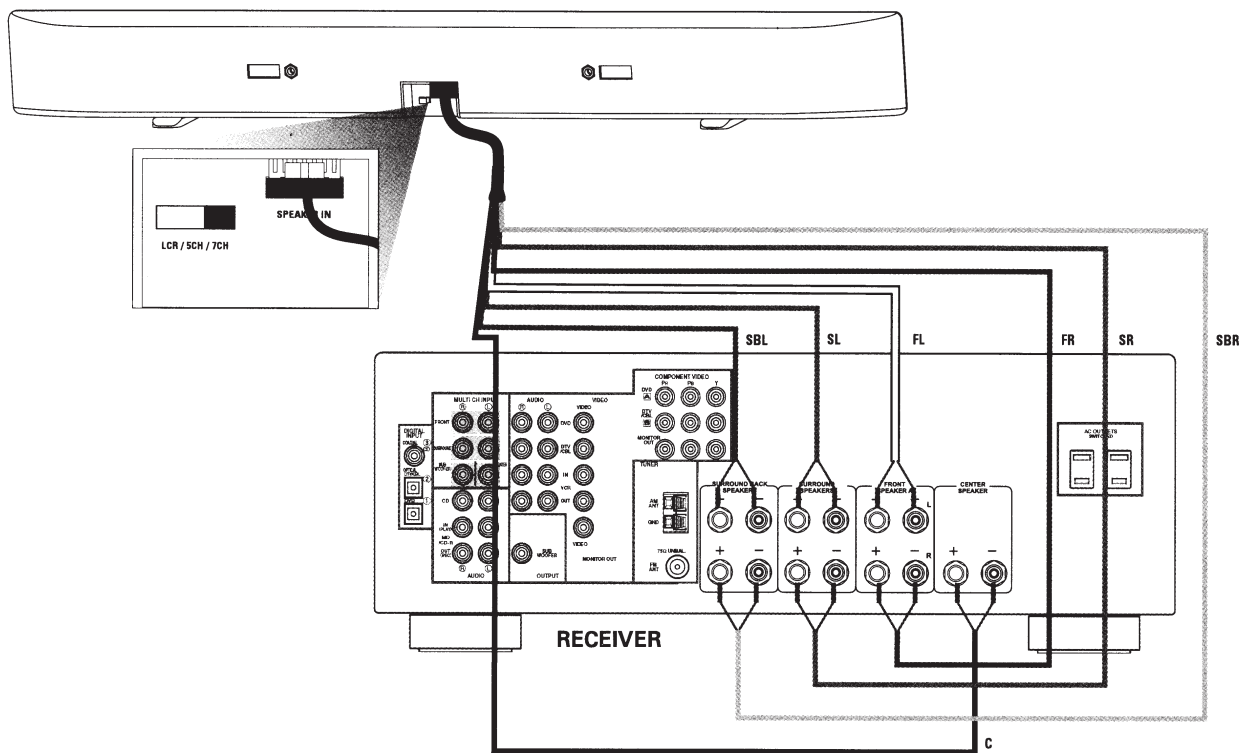
Center (C): **Green**

Front Right (FR): **Red**

Surround Right (SR): **Grey**

Surround Back Right (SBR): **Orange**

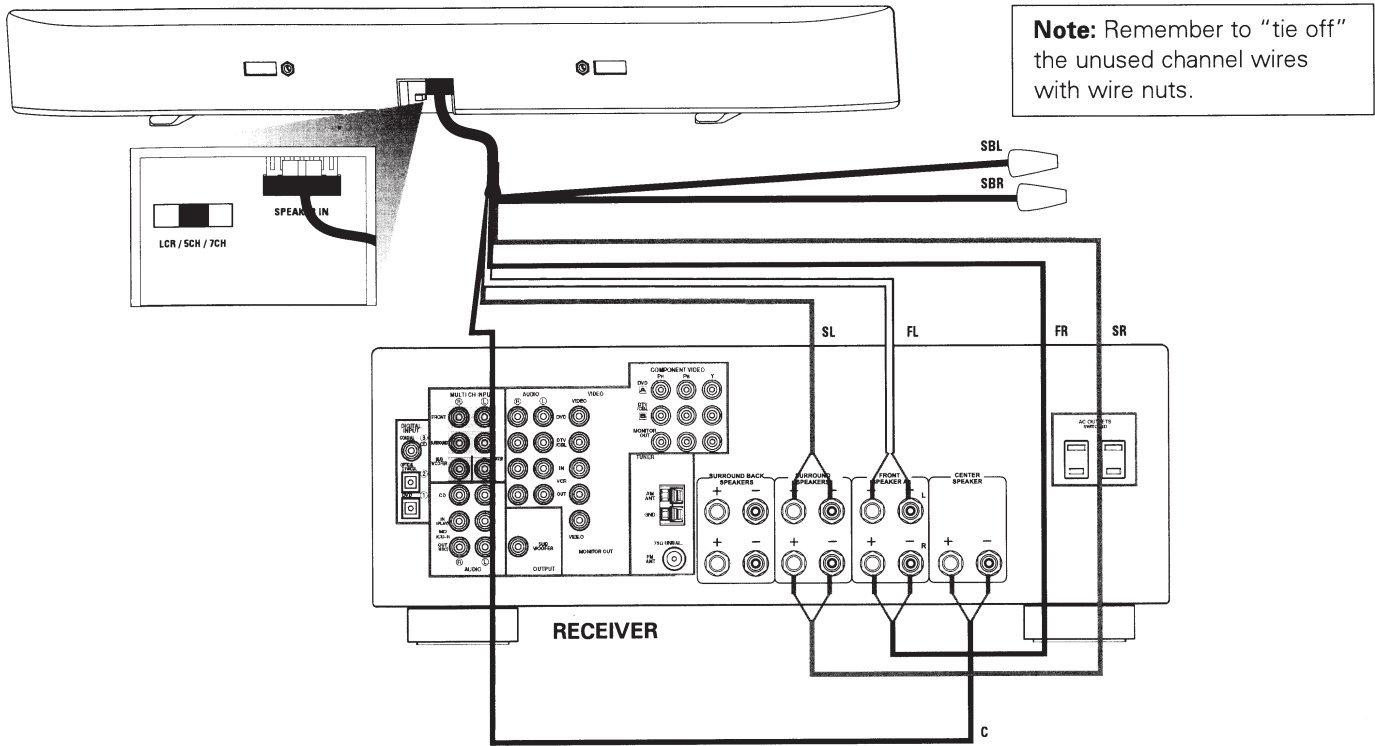
7CH HOOKUP



SURROUNDBAR 400 CHT HOOKUP DIAGRAMS

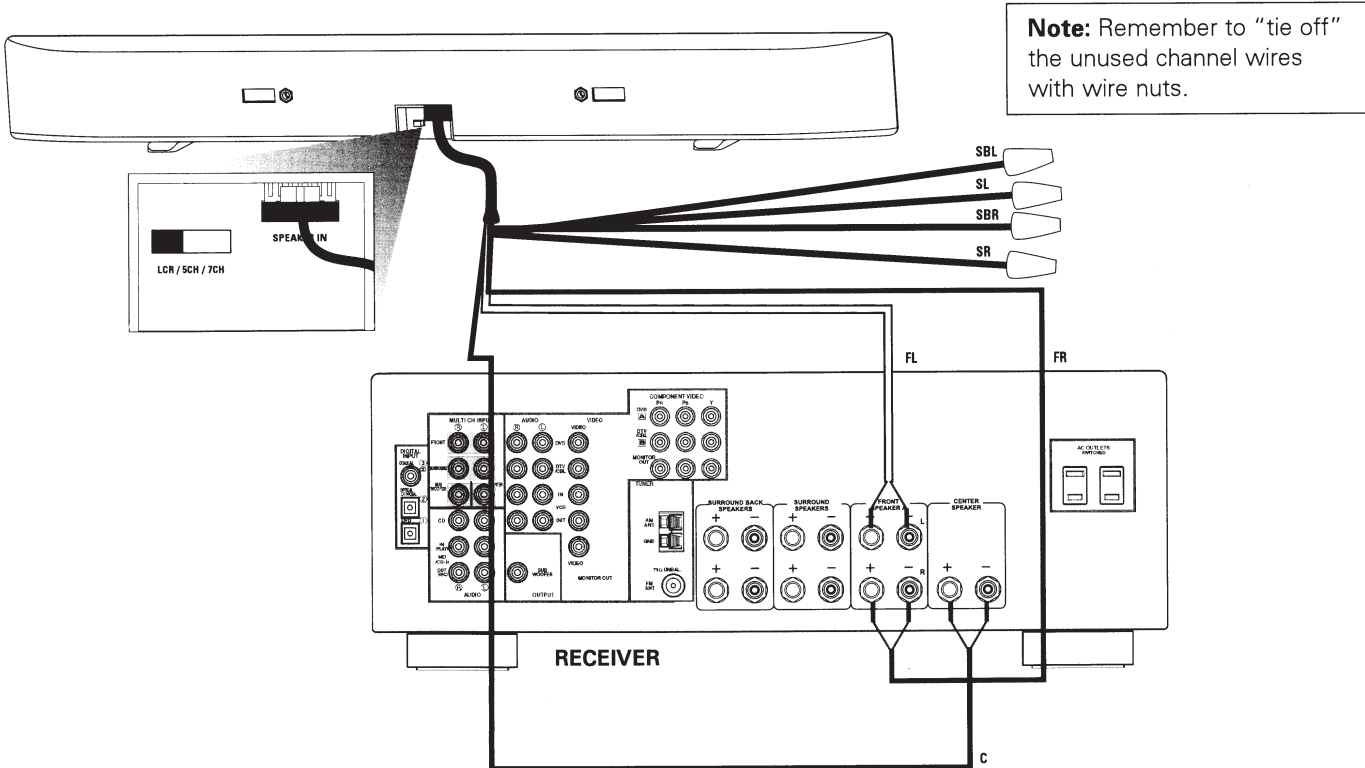
5CH HOOKUP

Note: Only use this hookup if you are using dedicated satellite loudspeakers for the Surround Back channels.



LCR HOOKUP

Note: Only use this hookup if you are using dedicated satellite loudspeakers for the Surround and Surround Back channels.

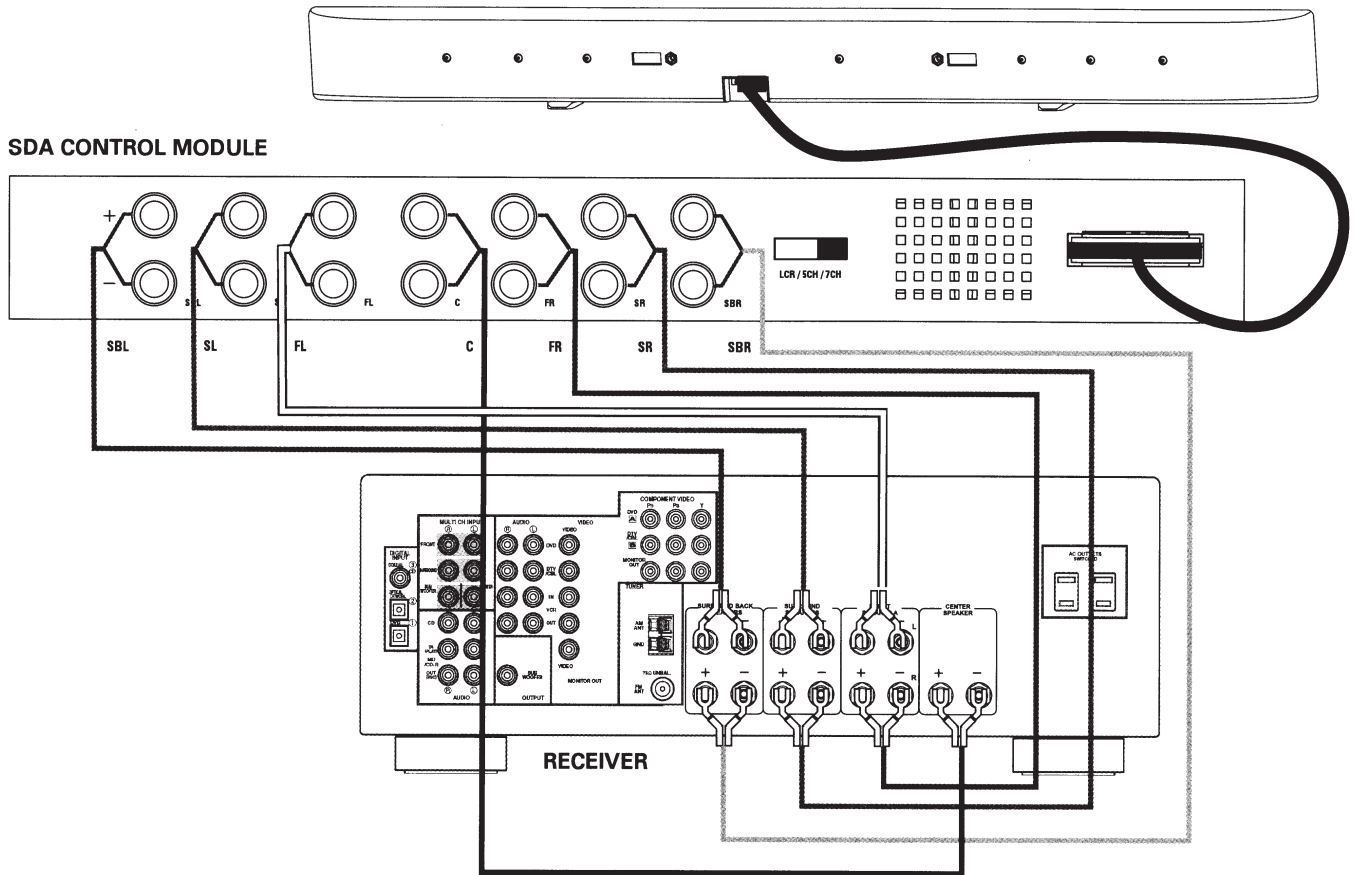


SURROUNDBAR 500 CHT HOOKUP DIAGRAMS

The SurroundBar 500 CHT can operate in one of three channel modes: 7CH, 5CH or LCR.

Note: Remember to set the mode switch, located on the back of the SDA Control Module, to either 7CH, 5CH or LCR, depending on your system configuration (see page 12 for details).

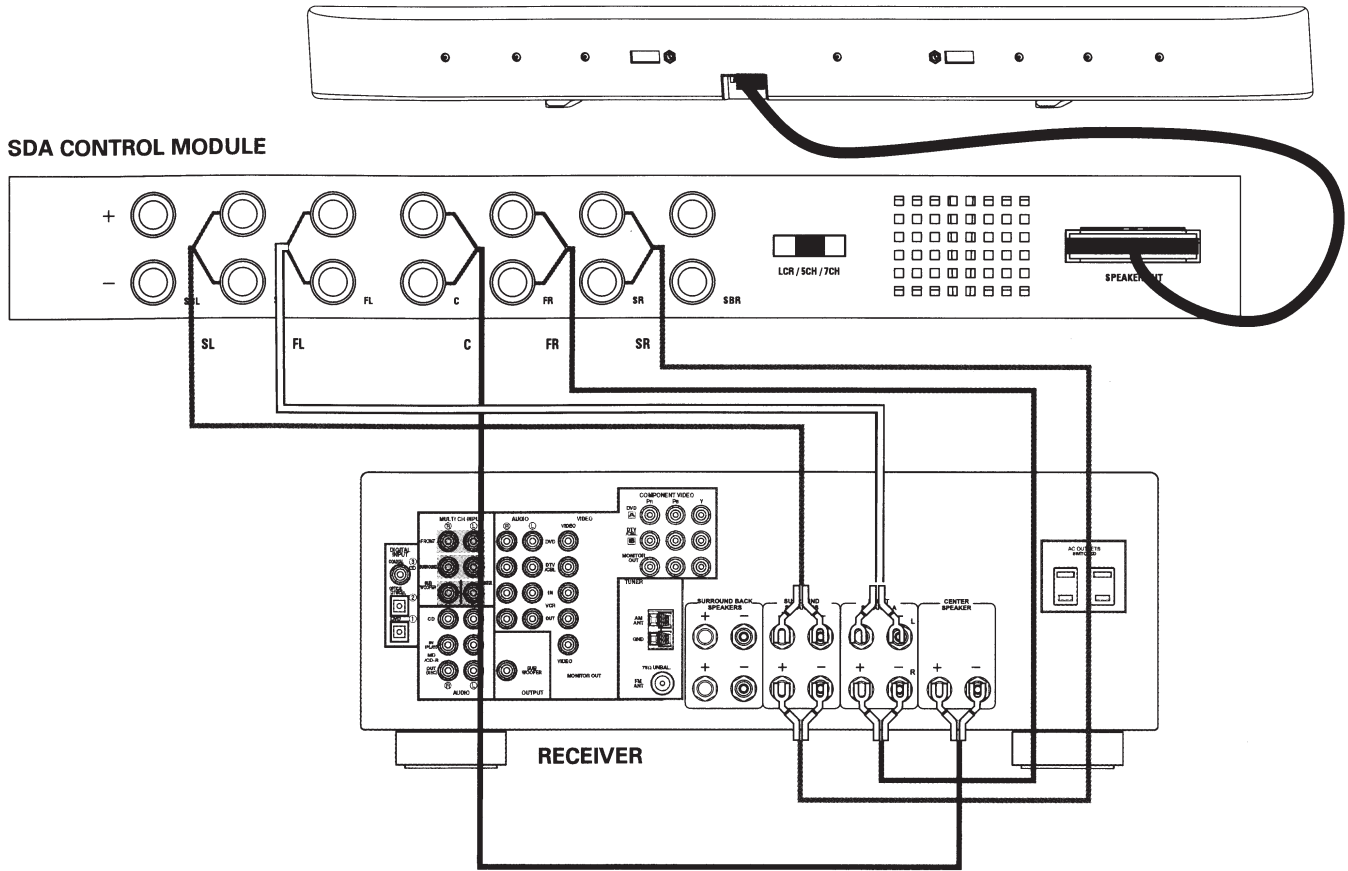
7CH HOOKUP



SURROUNDBAR 500 CHT HOOKUP DIAGRAMS

5CH HOOKUP

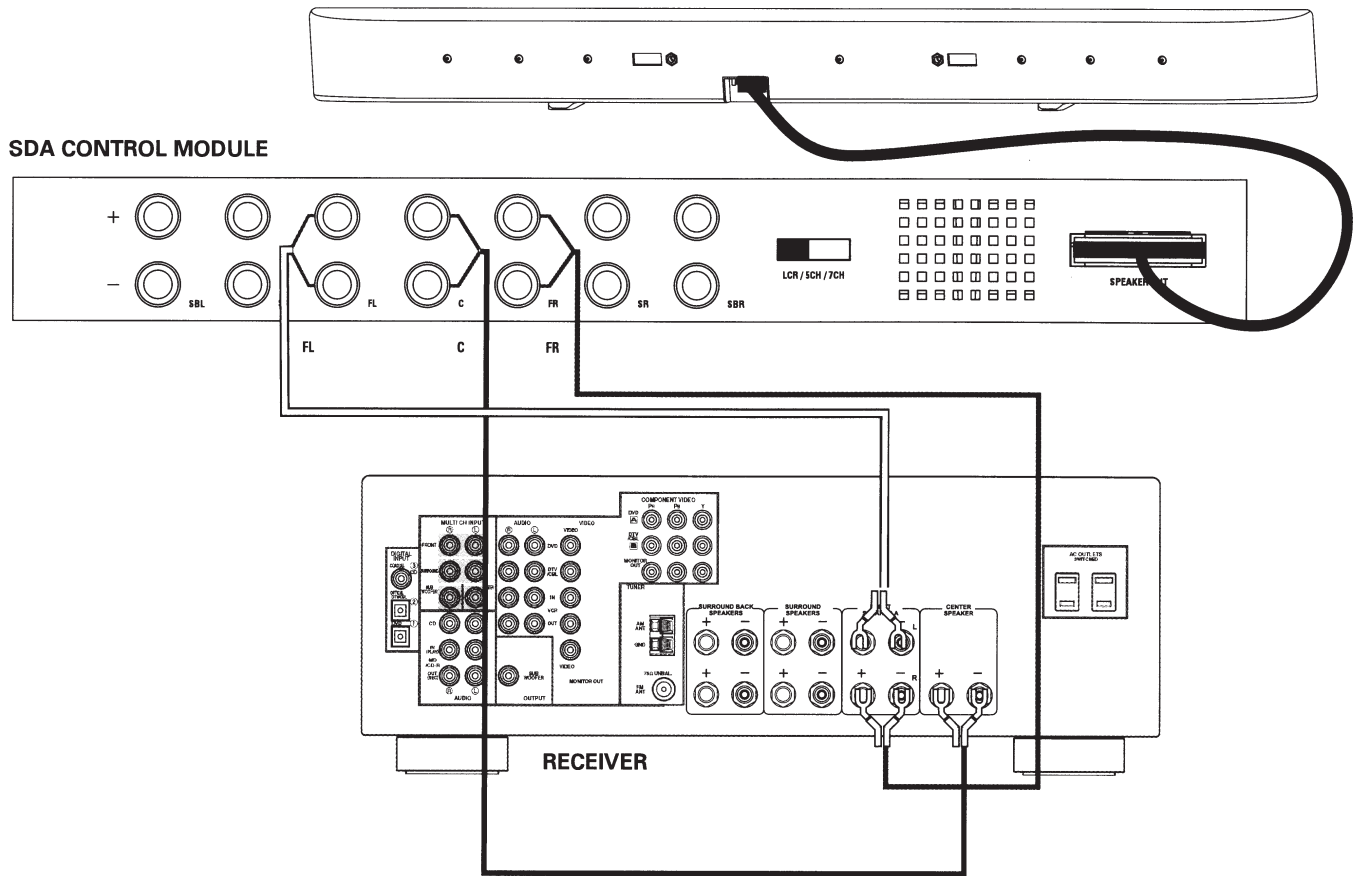
Note: Only use this hookup if you are using dedicated satellite loudspeakers for the Surround Back channels.

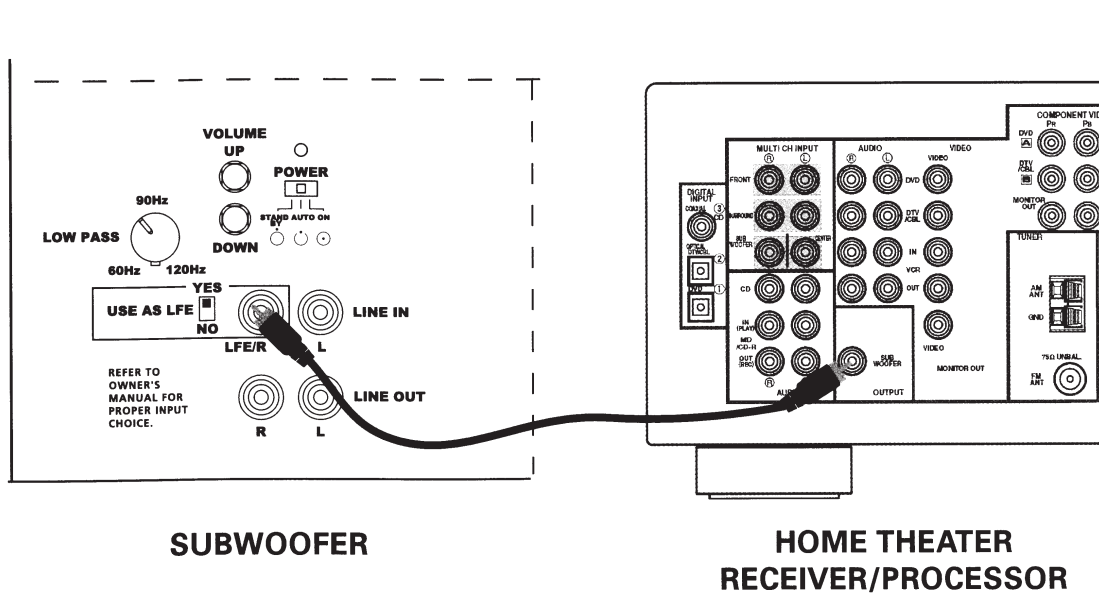


SURROUNDBAR 500 CHT HOOKUP DIAGRAMS

LCR HOOKUP

Note: Only use this hookup if you are using dedicated satellite loudspeakers for the Surround and Surround Back channels.





SUBWOOFER

HOME THEATER RECEIVER/PROCESSOR

SUBWOOFER HOOKUP

To hook up a subwoofer, use a single RCA cable and make the connection from the SUB OUT connection on your receiver to the LFE input on your subwoofer. (See wire hookup diagram above.) If no LFE input is available, use LINE R or L and turn "Low Pass" fully clockwise.

Recommended Polk Audio Subwoofers: PSW111, DSWPRO440wi, DSWPRO550wi & DSWPRO660wi.

OPTIONAL SATELLITE LOUDSPEAKER HOOKUP

Dedicated satellite/surround loudspeakers may be employed to create an even more enveloping surround experience.

SURROUNDBAR 400 CHT:

Do not connect the provided loudspeaker cable's Surround and Surround Back conductors to your receiver. Instead, connect your dedicated surround speakers to these amplifier outputs. Be sure to "tie off" the unused Surround and Surround Back wires.

- **For LCR Mode:** Connect the Surround Left (SL), Surround Right (SR), Surround Back Left (SBL) and Surround Back Right (SBR) channels from the outputs of your receiver to the corresponding inputs on the four satellite loudspeakers.

- **For 5CH Mode:**

Connect the Surround Back Left (SBL) and Surround Back Right (SBR) channels from the outputs of your receiver to the corresponding inputs on the two satellite loudspeakers.

- **For 7CH Mode:** Do not connect any satellite loudspeakers to your receiver. The SurroundBar reproduces all 7 channels.

Note: Be sure to "tie off" the unused channels on the provided cable.

F/X® WIRELESS SURROUND

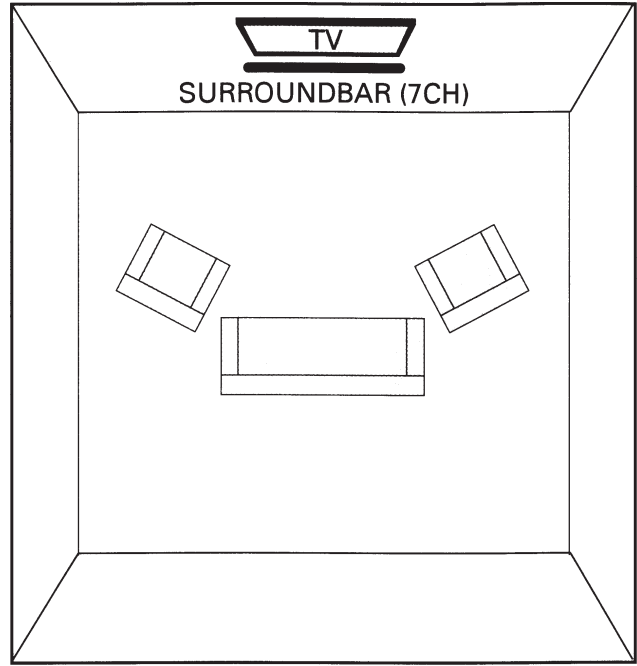
Polk Audio offers a unique, wireless single-enclosure surround sound loudspeaker. The F/X Wireless Surround sits behind your listening area on the floor, a table or shelf. A 2.4 GHz transmitter connects to your receiver and communicates with the F/X loudspeaker, which will reproduce both Surround and Surround Back channels when properly configured and the SurroundBar CHT set in LCR mode. For more, go to www.polkaudio.com/homeaudio/fx/.

SURROUNDBAR CHANNEL MODE OPTIONS

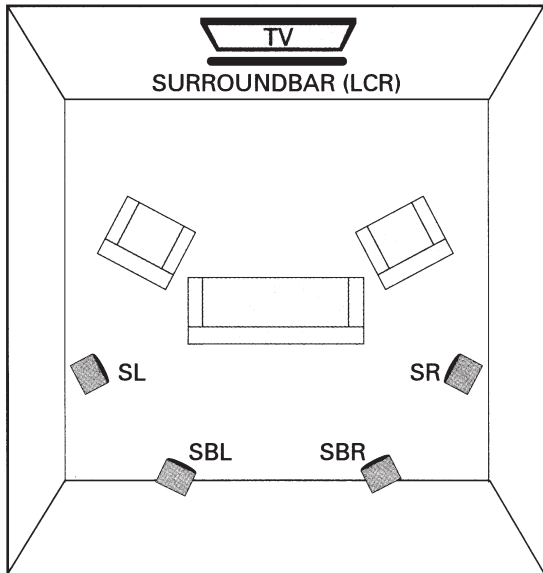
While the SurroundBar CHT was designed to reproduce an enveloping surround experience in the 7CH mode, we have given you the option of adding satellite loudspeakers to create even more precise surround effects. Connect additional satellite speakers and set the SurroundBar's channel mode switch to either LCR or 5CH. (See optional settings below)

SURROUNDBAR ONLY IN 7CH MODE

No satellites are hooked up. SurroundBar reproduces LCR, Surround Left (SL), Surround Right (SR), Surround Back Left (SBL) and Surround Back Right (SBR) channels.

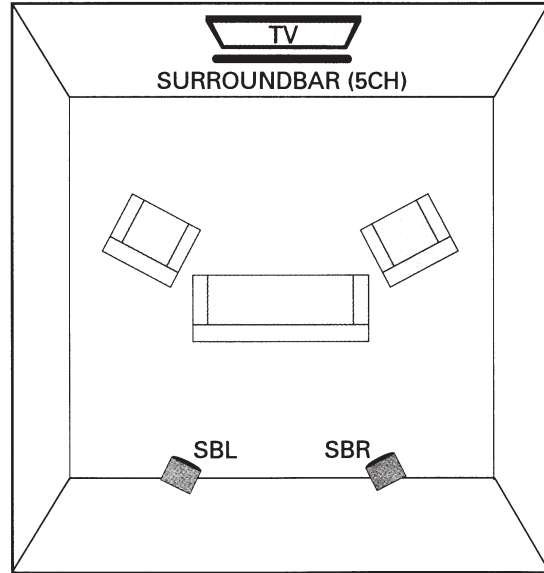


ADDITIONAL CHANNEL MODE OPTIONS



SURROUNDBAR IN LCR MODE WITH FOUR SATELLITES

SurroundBar reproduces LCR channels. Connect Surround Left (SL), Surround Right (SR), Surround Back Left (SBL) and Surround Back Right (SBR) satellites directly to your receiver with speaker wire. The four unused channels of the SurroundBar 400 CHT cable should be "tied off" with wire nuts (not required for the SurroundBar 500 CHT).



SURROUNDBAR IN 5CH MODE WITH TWO SATELLITES

SurroundBar reproduces LCR, Surround Left (SL) and Surround Right (SR) channels. Connect Surround Back Left (SBL) and Surround Back Right (SBR) satellites directly to your receiver with speaker wire. The two unused channels of the SurroundBar 400 CHT cable should be "tied off" with wire nuts (not required for the SurroundBar 500 CHT).

SURROUNDBAR SPEAKER SET-UP

Connect your SurroundBar 500 CHT or 400 CHT system to your surround sound receiver/processor referring to the hookup instructions on pages 6 - 10.

Do not use the "Auto Setup" feature if it is included in your receiver. Because the SurroundBar produces surround sound from a single front-mounted speaker, the auto setup feature will not operate properly.

SET YOUR RECEIVER'S "SPEAKER SET-UP MENU"

For best music and movie sound quality performance in typical rooms:

1. Connect a single RCA cable from the "SUBOUT" of your receiver to the LFE input of the subwoofer. This connecting method bypasses the subwoofer's internal filter and relies on the filter built into your receiver.

NOTE: Make no other signal connections. Do not use speaker wire to make the connection to the subwoofer.

2. In your receiver's Speaker Set-up Menu, set subwoofer to "YES."



3. Set the subwoofer crossover frequency to 100Hz.

NOTE: For high listening levels in large rooms set crossover frequency to 150Hz or higher.

4. Set Left and Right speaker channels to "SMALL."



5. Set Center and Surround channels to "SMALL."

6. In the receiver's "Speaker Distance" Set-up Menu, select the same distance for all channels corresponding to the distance of the primary seating area to the loudspeaker. If your receiver or processor uses a "channel delay" setup function that requires a delay-time entry, use the minimum setting (in milliseconds) that it allows for the center and surround channels.

7. Surround Sound settings: Dolby® Digital or DTS on all 5.1 channel programming; DTS-HD, Dolby Digital EX or Dolby Digital PLIIx for all 7.1 channel programming.

Note: For 2 channel sources such as stereo music and some television programs, you may wish to use Dolby PLIIx or PLII. These processing algorithms deliver 7.1 and 5.1 surround sound from stereo content.



Set Channel Levels:

1. Set Front Left, Center and Front Right to "Zero" (0dB).
2. Set Surround Left and Surround Right levels to a minimum of +3dB. Don't hesitate to set to +6dB or higher depending on the listening environment, the program material and your personal taste.
3. For a 7.1 system, set Surround Back Left and Surround Back Right surround levels to 0dB or 3dB lower than Surround Left and Surround Right levels.
4. Adjust channel levels to suit your listening environment, the program material and your personal taste. If you find TV/movie dialogue hard to understand, increase the center channel level to your liking.

To Contact Customer Service/Technical Support:

If you have a question or comment, please feel free to call us or email us. In the US and Canada, call Polk Audio Customer Service: 800-377-7655 (M-F 9-5:30 EST) or via email polkcs@polkaudio.com. Outside the US, call +1 410-358-3600.

SYMPTOM	DIAGNOSIS	REMEDY
No sound	Receiver "off," or in standby mode; selected source not active, volume low or system muted; speaker wires and/or component interconnect cables not connected properly.	Turn on receiver; select appropriate source, turn up volume, unmute; check wiring.
No surround sound effect	No surround content in program material; two channel source and receiver set to stereo; surround sound processing disabled; surround channel volume settings too low.	Enable surround sound processing: use PLII or PLIIx for stereo program material (note that some programs will not have any stereo or surround effects); check surround channel levels in receiver's setup menu and increase if appropriate.
Dialogue hard to hear or understand	Center channel not wired properly; poor audio mix; center channel level too low; improper placement; poor room acoustics.	Check wiring; check center channel level in receiver's setup menu and increase if appropriate; speaker may be obstructed by furniture. Move speaker so that it's not "buried" in a cabinet, must have a direct line of sight to listening area.
No bass or not enough bass	Subwoofer turned off; sub volume too low; bad/disconnected wire; subwoofer disabled in receiver's loudspeaker configuration menu.	Turn on subwoofer; turn up subwoofer volume; replace/connect wire; in receiver's speaker configuration menu, check to make sure subwoofer is enabled (if applicable).
Voices sound boomy, chesty and unnatural	Subwoofer volume too high; sub crossover (low-pass filter) set too high; subwoofer phase setting not optimal.	Turn down subwoofer volume; reduce crossover frequency setting on receiver; change subwoofer polarity; move subwoofer closer to SurroundBar and/or away from corner.
No sound from one or more channels	Poor connections to receiver and/or SurroundBar 500 CHT SDA Control Module; poor connections to SurroundBar 400 CHT bar.	Check speaker wiring connections from the receiver to the SurroundBar 400 CHT or the SurroundBar 500 CHT SDA Control Module; verify that all channels are playing properly by using receiver's speaker test tone calibration facility in setup menu.
Harsh, distorted sound at very high volume	Speaker overdriven at low frequencies; system has reached its maximum capacity.	Choose "small" speaker under speaker setup and set crossover frequency to 150Hz or higher.
Voices, music sound thin, lack body, sounds unnatural, "phasey" or sound is incoherent	Speaker cable polarity incorrect; inappropriate surround processing or surround channel levels set too high; speaker damaged.	Check speaker wiring; select another surround sound mode; reduce surround channel levels. Repair speaker.
Receiver clicks off	Short circuit	Receiver not compatible with SurroundBar.

Limited Warranty

Polk Audio, Inc. warrants to the original purchaser only that this Polk Audio Loudspeaker Product (the "Product") will be free from defects in materials and workmanship for a period of five (5) years from the date of original retail purchase from a Polk Audio Authorized Dealer. However, this Warranty will automatically terminate prior to the expiration of the five (5) years if the original retail purchaser sells or otherwise transfers the Product to any other party. The original retail purchaser shall herein after be referred to as "you." To allow Polk Audio to offer the best possible warranty service, please fill out the Product Registration Card(s) and send it to the Factory, at the address provided on the Product Cards(s) within ten (10) days of the date of purchase.

Defective Products must be shipped, together with proof of purchase, prepaid insured to the Polk Audio Authorized Dealer from whom you purchased the Product, or to the Factory at 1 Viper Way, Vista, California 92081. Products must be shipped in the original shipping container or its equivalent; in any case the risk of loss or damage in transit is to be borne by you. If upon examination at the Factory or Polk Audio Authorized Dealer it is determined that the unit was defective in materials or workmanship at any time during this Warranty period, Polk Audio or the Polk Audio Authorized Dealer will, at its option, repair or replace this Product at no additional charge, except as set forth below. All replaced parts and Products become the property of Polk Audio. Products replaced or repaired under this warranty will be returned to you, within a reasonable time, freight prepaid.

This warranty does not include service or parts to repair damage caused by accident, disaster, misuse, abuse, negligence, inadequate packing or shipping procedures, commercial use, voltage inputs in excess of the rated maximum of the unit, cosmetic appearance of cabinetry not directly attributable to defect in materials or workmanship, or service, repair, or modification of the Product which has not been authorized or approved by Polk Audio. This warranty shall terminate if the Serial number on the Product has been removed, tampered with or defaced. This warranty is in lieu of all other expressed Warranties. If this Product is defective in materials or workmanship as warranted above, your sole remedy shall be repair or replacement as provided above. In no event will Polk Audio, Inc. be liable to you for any incidental or consequential damages arising out of the use or inability to use the Product, even if Polk Audio, Inc. or a Polk Audio Authorized Dealer has been advised of the possibility of such damages, or for any claim by any other party. Some states do not allow the exclusion or limitation of consequential damages, so the above limitation and exclusion may not apply to you.

All implied warranties on this Product are limited to the duration of this expressed Warranty. Some states do not allow limitation on how long an implied Warranty lasts, so the above limitations may not apply to you. This Warranty gives you specific legal rights, and you also may have other rights which vary from state to state.

This Warranty applies only to Products purchased in Canada, the United States of America, its possessions, and U.S. and NATO armed forces exchanges and audio clubs. The Warranty terms and conditions applicable to Products purchased in other countries are available from the Polk Audio Authorized Distributors in such countries.

Garantie Limitée

Polk Audio Inc. garantit à l'acheteur au détail original seulement que ce produit Polk Audio (le produit) sera exempt de défauts imputables aux pièces d'origine et à la main d'œuvre pour une période de cinq (5) ans à partir de la date de l'achat au détail original chez un revendeur agréé. Cependant, cette garantie sera automatiquement annulée avant l'expiration de la période de cinq (5) ans si l'acheteur original vend ou transfère le produit à tout autre parti. L'acheteur au détail original sera nommé ci-après «vous». Pour permettre à Polk Audio de vous offrir le meilleur service de garantie possible, veuillez remplir la (les) carte(s) d'enregistrement de produit et la (les) poster à l'usine à l'adresse inscrite sur la (les) carte(s) d'enregistrement dans les dix (10) jours suivant la date de l'achat original.

Les produits défectueux doivent être expédiés, avec une preuve d'achat, francs de port et dûment assurés, au revendeur agréé Polk Audio de qui vous avez acheté le produit, ou à l'usine Polk Audio, à l'adresse: 1 Viper Way, Vista, California 92081. Les produits doivent être expédiés dans leur carton d'expédition original ou dans un contenant équivalent. En tout cas le propriétaire doit assumer tout risque de perte ou de dommage en transit.

Si, suite à l'examen du produit à l'usine Polk ou chez le revendeur agréé Polk Audio, il est déterminé que la défectuosité est imputable aux matériaux d'origine ou à la main d'œuvre au cours de la période de la garantie spécifiée, Polk Audio ou le revendeur Polk Audio réparera ou remplacera, à sa guise, le produit sans frais additionnels saufs dans les cas décrits ci-dessous. Toute pièce ou produit remplacé devient la propriété de Polk Audio. Les produits réparés ou remplacés sous la garantie vous seront expédiés francs de port dans un délai raisonnable. Cette garantie n'inclut pas le service ou les pièces nécessaires à la réparation des dommages provoqués par accident, désastre, abus, négligence, mode d'expédition ou emballage inadéquat, utilisation commerciale, tensions supérieures au maximum prescrit pour l'unité, détérioration de l'aspect visuel de l'unité non directement attribuable à un défaut de pièces d'origine ou de main d'œuvre, ou par le service, la réparation, ou toute modification du produit n'ayant pas été autorisé ou approuvé par Polk Audio.

Cette garantie sera annulée si le numéro de série sur le produit a été enlevé, altéré ou falsifié. Cette garantie prend préséance sur toutes autres garanties énoncées. Si la défectuosité de ce produit est imputable aux pièces d'origine ou à la main d'œuvre selon les conditions de la garantie exprimées ci-dessus, votre seul recours sera la réparation ou le remplacement selon les conditions décrites ci-dessus. Dans aucun cas Polk Audio, Inc. pourra-t-elle être tenue responsable de tout dommage accessoire ou indirect causé par l'utilisation ou par l'incapacité d'utilisation du produit, même si Polk Audio, Inc. ou un revendeur agréé Polk Audio, a été avisé de la possibilité de tel dommage, ou pour toute réclamation par tout autre parti. Certains états ne permettant pas l'exclusion ou la limitation des dommages indirects, les limitations et exclusions exprimées ci-dessus pourraient ne pas s'appliquer dans votre cas.

Toutes les garanties tacites sur ce produit sont limitées à la durée de la garantie énoncée. Certains états ne permettant pas la limitation de la durée d'une garantie tacite, les limitations ci-dessus pourraient ne pas s'appliquer dans votre cas. Cette garantie vous accorde des droits légaux spécifiques; vous pourriez également avoir d'autres droits qui pourraient varier d'état en état.

Cette garantie s'applique seulement aux produits achetés aux États-Unis d'Amérique et ses possessions, et dans les clubs audio et d'échange des forces armées des É.-U. et de l'OTAN. Les modalités et les conditions de garantie applicables aux produits achetés dans d'autres pays sont disponibles chez les distributeurs agréés Polk Audio établis dans ces pays.

polkaudio®

the speaker specialists®

5601 Metro Drive, Baltimore, MD 21215

Polk Audio is a DEI Holdings, Inc. Company. Polk Audio, Polk, The Speaker Speicalists, SDA and SurroundBar are registered trademarks of Polk Audio, Inc.

Note:

This cable has seven pairs of wires to connect to your receiver. For each pair there is a positive wire indicated by the solid-colored insulation and a negative wire indicated by the colored insulation with a thin black stripe running down its length.

Please make sure you identify the positive and negative wires and connect them to the appropriate terminals on your receiver.

polkaudio®

This is your Product Model and Serial Number. Enter this number in the "Serial Number" space when registering your product online. Keep this card handy for Model and Serial Number reference when calling Polk Customer Service.

SURROUNDBAR 400 COMPONENT HOME THEATER

S/N: XXXXXXXXXX

Register Your New Polk Audio Product Online NOW for a Chance to win \$500 of Polk Product

www.polkaudio.com/registration/

Become a valued member of the Polk Family and get a chance to win

- ▶ Creates a permanent record of your purchase, in case you misplace your original receipt.
- ▶ Enters you in our monthly FREE drawing for \$500-worth of Polk Audio Speakers.
- ▶ Allows you to enroll in Club Polk: for informative Polk Website Forums, special discounts in the Polk Webstore, advance notice of Polk Promos, and discounts on Authorized Polk Audio parts.
- ▶ Keeps you up to date when there is news and announcements about your product.
- ▶ Gives you the option to "opt-in" for Polk Audio's Audio Enjoyment Enhancers: Our Monthly Emails, with news, reviews and tips on everything audio; and our FREE Polk Audio Newspaper.

Why Register your new product:


We take your privacy seriously. Polk Audio does not share or sell information to any other parties, unless directed by court order.

Registering your product has no effect on your warranty. Warranties apply as stated in your product manual. Please be sure to keep your original purchase receipt.

No Internet access? Call Polk Audio Customer Service 800-377-7655 (US & Canada only). Outside the US & Canada, call 410-358-3600. We'll walk you through the simple registration process!

**Questions? Concerns? Contact Polk Audio Customer Service, 9am - 6pm, M-F, EST (USA)
800-377-7655 US & Canada only • 410-358-3600 outside US & Canada • polkcs@polkaudio.com**

RM0320-7




I-Sonic® Entertainment System

Polk Audio's *I-Sonic* is the first all-digital format entertainment system featuring the latest digital technologies—HD Radio® with multi-casting, DVD player, XM® Satellite Radio & Sirius® Satellite Radio capability,* iPod & MP3 player dock inputs and a high performance audio system in a convenient compact tabletop configuration. Our exclusive 4-speaker *I-Sonic* technology speaker array and patented

PowerPort® technology creates beautiful stereo sound throughout your entire room. No matter where you are, 360 degrees around the *I-Sonic*, you listen to a big, rich, life-like stereo image. With an *I-Sonic Entertainment System* you can enjoy the widest range of music, movies, news, information and entertainment available today and tomorrow. (Available in US and Canada only.)

*Subscription required.



Car&MarineAudio

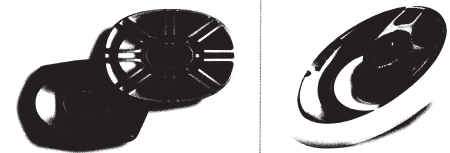
Polk Audio's mobile products are truly loudspeakers for serious listeners. Our *db Series* offers Incredible Sound, Affordable Price in a full range of loudspeakers, component systems and subwoofers. The Ultimate Listening Experience, *SR Signature Series* component systems and ultra-performance subwoofers, are for those who desire audiophile high performance. And our Championship Performance *Polk/MOMO Series* loudspeakers,

component systems and subwoofers blend legendary Polk Audio performance with *MOMO's* renowned Italian styling.

Boaters rejoice! Polk's *db* and *MOMO Series* speakers are marine certified, which means they're rugged enough to withstand marine environments, so you can expect the same outstanding performance on the water as we're known for on land.

polkaudio®

There's more for you at Polk Audio.



polkaudio®


**5601 Metro Drive
Baltimore, MD 21215
800-377-7655 (US & Canada)
Outside US & Canada 410-358-3600
www.polkaudio.com**

Polk Audio is a Directed Electronics company which trades on NASDAQ under the symbol DEIX. Investor information can be found at <http://investor.directed.com>.

Polk Audio, I-Sonic, SurroundBar, SDA & PowerPort are registered trademarks of Britannia Investment Corporation used under license by Polk Audio Incorporated.


miDock is a trademark of Britannia Investment Corporation used under license by Polk Audio Incorporated.

Learn more about Polk Audio products and enter to win a FREE subwoofer at www.polkaudio.com/insert/



SurroundBar®
The Polk Audio *SurroundBar* works with any surround sound receiver to bring you the thrills of 5-channel surround sound from a single speaker. Our patented SDA® surround technology means there's no need to install rear speakers. SDA Surround creates a completely immersive 5 channel surround experience, as if there were dozens of speakers all around you. It's the perfect match for flat-panel and shallow screen TVs.

Available in Black or Titanium



MusicSystems



miDock™Portfolio
With Polk's *miDockPortfolio*, you can listen to your iPod anytime, anywhere. The *miDock*'s compact size and light weight enables you to carry it in your briefcase or bag, wherever you're going. The *miDockPortfolio* is compatible with all iPod models, and has an auxiliary input for other MP3 players. The *miDockPortfolio*'s unobtrusive size hides a high-

efficiency digital amplification technology that makes the speakers sound much bigger than they actually are. The *miDockPortfolio* can operate on 4 AA batteries for over 8 hours! Of course, you can also plug it in with the supplied AC adapter for unlimited listening.


Available in Black or White



miDock™Studio
Listen to your favorite music downloads and renowned Polk Audio sound quality in an easy-to-use iPod® sound system. The *miDockStudio* is an elegantly simple audio player that's compatible with all iPod models. An AC power


plug, as well as battery operation, lets you listen to music where and when you want to. The *miDockStudio*'s two-tone color scheme looks fantastic with all color iPods. (Available in US and Canada only.)

HomeAudio



Monitor30

Freestanding Loudspeakers
Polk offers a complete line of loudspeakers for virtually every application and price range. From floorstanding and bookshelf models, to centers, surrounds, subwoofers and on-wall designs, we've got them all. With Polk Audio you can create the audio system that meets your exact needs to deliver a stereo or home theater experience that will thrill you to your core.



LS/15

Visit www.polkaudio.com for information on Polk Audio loudspeakers and electronic products.

Built-InSolutions

Custom Installed Multi-Room Audio And Home Theater
Now you can have big speaker sound from speakers that you can barely see. Polk Audio offers a huge selection of built-in speakers and subwoofers for multi-room audio systems and built-in home theater systems. Whether you are looking for a simple do-it-yourself two-room system or a professionally installed whole-house system, Polk Audio has a built-in

speaker for every in-wall and in-ceiling application—including the world's first THX® Ultra2 Certified in-ceiling speaker and maximum performance in-floor and in-wall subwoofers. Our award-winning built-in products feature the same technologies and quality standards as our free-standing speakers and subwoofers for performance that will amaze you and your guests.



"All you see is a tiny vent!"

CSW100

GARANTIE LIMITÉE DE 5 ANS

La garantie de Polk Audio, Inc., n'est valide que pour l'acheteur au détail original. La garantie sera automatiquement annulée avant sa date d'expiration spécifiée si l'acheteur original vend ou transfère le produit à tout autre parti.

Polk Audio, Inc., garantit - à l'acheteur au détail original seulement - que le ou les HAUT-PARLEUR(S), COMPOSANTE(S) DE FILTRE PASSIF et CAISSON(S) de ce produit Polk Audio seront exempts de tout défaut attribuable aux pièces d'origine et à la main d'oeuvre pour une période de cinq (5) ans à partir de la date de l'achat au détail original chez un revendeur agréé Polk Audio.

En outre, Polk Audio, Inc., garantit - à l'acheteur au détail original seulement - que TOUT AMPLIFICATEUR OU TOUT AUTRE COMPOSANTE ÉLECTRONIQUE qui pourrait faire partie ce produit Polk Audio sera exempt de tout défaut attribuable aux pièces d'origine et à la main d'oeuvre pour une période de cinq (3) ans à partir de la date de l'achat au détail original chez un revendeur agréé Polk Audio.

Pour permettre à Polk Audio de vous offrir le meilleur service de garantie possible, veuillez enregistrer votre nouveau produit en ligne à l'adresse web : www.polkaudio.com/registration - ou contactez le Service à la Clientèle de Polk au 800-377-7655 aux États-Unis et au Canada (à l'extérieur des É.U.:410-358-3600) dans les dix (10) jours suivant la date de l'achat original. Assurez-vous de conserver votre reçu d'achat original.

Les produits défectueux doivent être expédiés, avec une preuve d'achat, francs de port et assurés, au revendeur agréé Polk Audio de qui vous avez acheté le produit, ou à l'usine Polk Audio, 2550 Britannia Boulevard, Suite A, San Diego, California 92154.

Les produits doivent être expédiés dans leur carton d'expédition original ou dans un contenant équivalent. Le propriétaire doit assumer tout risque de perte ou de dommage en transit.

Si, suite à l'examen du produit à l'usine Polk ou chez le marchand agréé Polk Audio, il est déterminé que la défectuosité est imputable aux matériaux d'origine ou à la main d'oeuvre au cours de la période de la garantie spécifiée, Polk Audio ou le revendeur Polk Audio, à sa guise, réparera ou remplacera le produit sans frais additionnels et selon les conditions décrites ci-dessous.

Toute pièce ou produit remplacé devient la propriété de Polk Audio. Les produits réparés ou remplacés sous la garantie vous seront expédiés francs de port dans un délai raisonnable.

Cette garantie n'inclut pas le service ou les pièces nécessaires à la réparation des dommages provoqués par accident, désastre, abus, négligence, mode d'expédition ou emballage inadéquat, utilisation commerciale, tensions supérieures au maximum prescrit pour l'unité, aspect visuel du meuble non directement attribuable à un défaut de pièces d'origine ou de main d'oeuvre, ou par le service, la réparation, ou toute modification du produit qui n'a pas été autorisé ou approuvé par Polk Audio. Cette garantie sera annulée si le numéro de série sur le produit a été enlevé, altéré ou falsifié.

Cette garantie prend préséance sur toutes autres garanties énoncées. Si la défectuosité de ce produit est imputable aux pièces d'origine ou à la main d'oeuvre selon les conditions de la garantie exprimées ci-dessus, votre seul recours sera la réparation ou le remplacement selon les conditions décrites ci-dessus.

Dans aucun cas Polk Audio, Inc. pourra-t-elle être tenue responsable pour tout dommage accessoire ou indirect causé par l'utilisation ou par l'incapacité d'utilisation du produit, même si Polk Audio, Inc. ou un revendeur agréé Polk Audio, a été avisé de la possibilité de tel dommage, ou pour toute réclamation par tout autre parti.

Certains états ne permettant pas l'exclusion ou la limitation des dommages indirects, les limitations et exclusions exprimées ci-dessus pourraient ne pas s'appliquer dans votre cas.

Toutes les garanties tacites sur ce produit sont limitées à la durée de la garantie énoncée. Certains états ne permettant pas la limitation de la durée d'une garantie tacite, les limitations ci-dessus pourraient ne pas s'appliquer dans votre cas. Cette garantie vous accorde des droits légaux spécifiques; vous pourriez également avoir d'autres droits qui pourraient varier d'état en état.

Cette garantie s'applique seulement aux produits achetés au Canada, aux États-Unis d'Amérique et ses possessions, et dans les clubs audio et d'échange des forces armées des É.U. et de l'OTAN. Les modalités et les conditions de garantie applicables aux produits achetés dans d'autres pays sont disponibles chez les distributeurs agréés Polk Audio établis dans ces pays.

LIMITED FIVE YEAR WARRANTY

Polk Audio, Inc., warrants to the original retail purchaser only. This warranty will terminate automatically prior to its stated expiration if the original retail purchaser sells or transfers the Product to any other party.

Polk Audio, Inc., warrants, to the original retail purchaser only, that the LOUDSPEAKER(S), PASSIVE CROSSOVER COMPONENT(S) and ENCLOSURE on this Polk Audio Loudspeaker Product will be free from defects in material and workmanship for a period of five (5) years from the date of original retail purchase from a Polk Audio Authorized Dealer.

Furthermore, Polk Audio, Inc., warrants, to the original retail purchaser only, that any AMPLIFIER OR OTHER ELECTRONIC COMPONENT that may be included in this Polk Audio Loudspeaker Product will be free from defects in material and workmanship for a period of three (3) years from the date of original retail purchase from a Polk Audio Authorized Dealer.

To allow Polk Audio to offer the best possible warranty service, please register your new product online at: www.polkaudio.com/registration or call Polk customer service 800-377-7655 in the USA and Canada (outside the USA: 410-358-3600) within ten (10) days of the date of original purchase. Be sure to keep your original purchase receipt.

Defective Products must be shipped, together with proof of purchase, prepaid insured to the Polk Audio Authorized Dealer from whom you purchased the Product, or to the Factory at 2550 Britannia Boulevard, Suite A, San Diego, California 92154. Products must be shipped in the original shipping container or its equivalent; in any case the risk of loss or damage in transit is to be borne by you. If upon examination at the Factory or Polk Audio Authorized Dealer it is determined that the unit was defective in materials or workmanship at any time during this Warranty period, Polk Audio or the Polk Audio Authorized Dealer will, at its option, repair or replace this Product at no additional charge, except as set forth below. All replaced parts and Products become the property of Polk Audio. Products replaced or repaired under this warranty will be returned to you, within a reasonable time, freight prepaid.

This warranty does not include service or parts to repair damage caused by accident, disaster, misuse, abuse, negligence, inadequate packing or shipping procedures, commercial use, voltage inputs in excess of the rated maximum of the unit, cosmetic appearance of cabinetry not directly attributable to defect in materials or workmanship, or service, repair, or modification of the Product which has not been authorized or approved by Polk Audio. This warranty shall terminate if the Serial number on the Product has been removed, tampered with or defaced.

This warranty is in lieu of all other expressed Warranties. If this Product is defective in materials or workmanship as warranted above, your sole remedy shall be repair or replacement as provided above. In no event will Polk Audio, Inc. be liable to you for any incidental or consequential damages arising out of the use or inability to use the Product, even if Polk Audio, Inc. or a Polk Audio Authorized Dealer has been advised of the possibility of such damages, or for any claim by any other party. Some states do not allow the exclusion or limitation of consequential damages, so the above limitation and exclusion may not apply to you.

All implied warranties on this Product are limited to the duration of this expressed Warranty. Some states do not allow limitation on how long an implied Warranty lasts, so the above limitations may not apply to you. This Warranty gives you specific legal rights, and you also may have other rights which vary from state to state.

This Warranty applies only to Products purchased in Canada, the United States of America, its possessions, and U.S. and NATO armed forces exchanges and audio clubs.

The Warranty terms and conditions applicable to Products purchased in other countries are available from the Polk Audio Authorized Distributors in such countries.