

KENWOOD AMPS AND SUBWOOFERS

KENWOOD Class D Mono Power Amplifier

- 1800W peak power
- 500Wx1@4ohms/900Wx1@2ohm
- >900W @1ohm • Aluminum die cast heat sink
- Power MOS-FET Switching Power Supply
- Speaker Level Input • Signal Sensing Turn-On
- Bass Boost f=40Hz Gain 0 - 18dB • Phase Inverter (0°,180°)
- Line output terminals (RCA) • Gold plated terminals • Dual mono drive ready
- Cooling fan • Built-in variable low-pass/infrasonic filters



KAC-9104D Retail **\$350.00**

KENWOOD Class D Mono Power Amplifier


- 1000W peak power
- 300Wx1 @ 4ohm/500Wx1 @ 2 ohm
- Bass boost f=40Hz gain 0 - 18dB
- Class D amp circuit • Aluminum diecast heat sink
- Power MOS-FET switching power supply
- Speaker level input • Signal sensing turn-on
- 2ohm load capability • Line output terminals (RCA) • Blue illumination
- Gold plated power/speaker terminals • Built-in variable low-pass/filters



KAC-8104D Retail **\$250.00**

KENWOOD Stereo/Bridgeable Power Amplifier


- 1000W peak power • Illuminated
- 170Wx2 @ 4 ohm/250Wx2 @ 2 ohm/500Wx1 bridged • Aluminum diecast heat sink
- Power MOS-FET switching power supply
- Speaker level input • Signal sensing turn-on
- Bass boost f=40Hz gain 0 - 18dB • 2ohms load capability
- Line output terminals (RCA) • Blue illumination • Cooling fan
- Gold plated power/speaker terminals • Built-in variable low-high-pass filter



KAC-7204 Retail **\$250.00**

KENWOOD 4/3/2 Channel Power Amplifier

- 600W peak power • Illuminated
- 50Wx4 @ 4 ohm/75Wx4 @ 2 ohm/180Wx2 bridged • Compact chassis size
- Aluminum diecast heat sink • Class AB amp circuit
- Power MOS-FET switching power supply • Speaker level input
- Signal sensing turn-on • Bass boost f=40Hz gain 0 - 18dB (only Bch)
- 2ohms load capability • Blue illumination • Cooling fan
- Gold plated power/speaker terminal • Built-in variable Low-high pass filter



KAC-8404 Retail **\$270.00**

KENWOOD 4/3/2 Channel Power Amp

- 500W peak power
- Variable Low Pass filter
- High Pass Filter
- Cooling Fan



KAC-6404 Retail **\$200.00**

KENWOOD Stereo/Bridgeable Power Amp

- 350W peak • Power MOSFET switching power supply
- Cast aluminum heat sink
- Built-in low-pass filter • Speaker level inputs
- 60Wx2@4 ohms/75Wx2@2 ohms/150Wx1 bridged



KAC-5204 Retail **\$150.00**

KENWOOD Class D Mono Amp

- 600W peak
- Power MOSFET switching power supply
- Cast aluminum heat sink
- Built-in low-pass filter • Speaker level inputs
- 200Wx1@4 ohms/300Wx1@2 ohms



KAC-6104D Retail **\$180.00**

KENWOOD 12" Subwoofer

- 12" woofer • 1200W peak
- High roll rubber surround
- 8AWG wire capable • Removable/reversible gasket



KFC-W3012 Retail **\$130.00**

10" Subwoofer • 1000 W peak

KFC-W2512 Retail **\$110.00**

KENWOOD 12" Subwoofer

- 12" titanium coat woofer • 1500W peak
- Dual voice coil • Rubber surround
- Rubber magnet cover • Easy connection
- 8AWG wire capable • Removable/reversible gasket
- Super linear spider



KFC-W3514DVC Retail **\$180.00**

KENWOOD 10" Powered Subwoofer

- 10" cone woofer • Dual voice coil
- Bass reflex enclosure • D-Class amp circuit
- RCA/Speaker input • 200 W peak • 100W rated



KSC-WD250 Retail **\$300.00**

10" Truck Powered Subwoofer

KSC-WD250T Retail **\$330.00**



KENWOOD 5" x 7" Powered Subwoofer

- 150W • "5x"7" injection P.P cone woofer
- Passive radiator system
- Dual voice coil • 3 point attenuator
- Variable cut off frequency(50-120Hz)
- Power subwoofer system
- Aluminum diecasting back-frame
- Wired remote • 1 RCA/speaker level input
- Sensitivity:91dB/W at 1m • Frequency Response:35Hz-120Hz
- S/N Ratio:91dB • Impedance:2 ohms + 2 ohm



KSC-SW10 Retail **\$270.00**

KENWOOD MARINE

KENWOOD

Indash Marine CD Receiver w/Front AUX Input

- Conformal coated PCB • Power off mode
- Marine keypad remote ready • Theft deterrent faceplate
- 14-segment FL display • 50W x 4 • 2.0V 2 preouts
- Front, rear/subwoofer switchable • FM/AM 24 station presets
- Front AUX input w/input sensitivity adjust • Bass boost
- System Q • Separate bass/mid range/treble control
- -20dB attenuator • iPod ready • Bluetooth hands-free ready • SAT/HD radio ready



KMR-330

Retail \$149.00

KENWOOD

Marine Marine iPod/USB Receiver with IPX5 Protection

- IPX5 resists streams of water
- Conformal coating against moisture, dust, chemicals and extreme temperatures
- 1 Din • Oversized front panel • Dual search/favorite memory • SIRIUS Direct connect
- LD display w/up to 4 lines of text information • Two USB ports for connecting an iPod and USB audio device
- Store devices in compartment behind front panel for protection



iPod stores behind front panel to stay dry

KMR-700U

Retail \$400.00

KENWOOD

6.5" 2-Way Marine Speaker

- 150W max.
- Water resistant
- UV resistant
- Balanced dome tweeter



KFC-1653MRG Retail \$120.00^{PR.}

KENWOOD

6.5" 2-Way Marine Speaker

- 150W max.
- Water resistant
- UV resistant
- Balanced dome tweeter
- White



KFC-1652MRW Retail \$99.00^{PR.}

KENWOOD

10" Marine Subwoofer

- Water resistant polypropylene cone
- Free air application design
- 700 watt max.
- Single 4 ohm voice coil • Vented voice coil



KFC-W254MR Retail \$109.00

KENWOOD

10" Marine Subwoofer & Amp

- 200W max.
- Free air application design
- Vented voice coil
- Dual voice coil
- RCA & speaker level inputs



P-WD250MRW Retail \$229.00

KENWOOD

Wired Marine Remote Control

- For use with KTS-300MR and KTS-MP400MR



KCA-RC100MR Retail \$120.00

KENWOOD

Wired Marine Remote Control



KCA-RC50MR/RC50MRB Retail \$60.00

MOBILE AUDIO / VIDEO ACCESSORIES

KENWOOD



Rear View Camera

- High resolution color picture - 270,000 pixels
- Wide viewing angles (H-1130°,V-95°)
- 1.5 LUX for excellent night vision
- Reverse image function

CCD-2000 *Retail* **\$250.00**

KENWOOD




KENWOOD XM Interface

- Connects XM satellite radio 2008 Kenwood multimedia receiver w/KAB BUS connections
- Designed for XM MiniTuner to receive XM satellite radio on your compatible Kenwood audio/video receiver

KCAXM100V *Retail* **\$149.00**

KENWOOD



Traffic/Data Receiver via MSN Direct

KNA-M100 *Retail* **\$229.00**

KENWOOD



Sirius Radio Translator

- Connect to most Kenwood/Excelon CD/indash mobile video receivers w/external media control
- Compat. only w/optional Sirius SC-1 sat. radio tuner

KCS-SR50 *Retail* **\$80.00**
KCA-R71FM • Modulator for FM Control

KENWOOD



External Media Switcher Box

- Expand/system built extra compatible devices from Kenwood head unit
- 1 external media control input/2 outputs

KCA-S220A *Retail* **\$100.00**

KENWOOD



Navigation Traffic and XM Satellite Receiver

GXM30 *Retail* **\$310.00**
GTM10 • FM Traffic Receiver
Retail **\$99.50**

KENWOOD



Bluetooth Hands-Free Unit

- Wireless connection via Bluetooth • Receives & makes call from compatible Kenwood receivers
- Direct dialing, phonebook & history
- Private conversation • Phonebook download
- Registers 5 cellphones • Status display

KCA-BT200 *Retail* **\$149.00**

KENWOOD



iPod Interface

- Compatible w/most Kenwood receivers w/external media control • Text display/multiple search mode • Powers and charges iPod • (WHD) 3-1/8x2-5/16x7/8"

KCA-iP500 *Retail* **\$99.00**

KENWOOD



iPhone/iPod Video High Speed USB Direct Cable

- Automotive grade 2-wire iPhone/iPod/USB cable for multimedia playback • 12Mbps
- Charges iPhone/iPod • For Kenwood/Excelon multimedia receivers featuring iPod audio/video USB direct control

KCA-iP301 V *Retail* **\$50.00**

KENWOOD




iPod Direct Cable

- 2-Wire cable for high speed control of iPod with compatible 2007 Kenwood receivers

KCA-iP200 *Retail* **\$50.00**

KENWOOD



iPhone/iPod High Speed USB Direct Cable

- Automotive-grade iPhone/iPod to USB cable
- 12Mbps • For 2009 Kenwood/Excelon CD receivers w/1-wire iPod USB direct control connection
- Power supply/battery charge • 1.5meter

KCA-iP101 *Retail* **\$50.00**

KENWOOD



USB Extension Mounting Kit

- 1-meter USB-USB cable
- 1-meter USB-Mini USB cable
- Under dash mount/flush mount for USB
- Screws/wire ties

CA-U1EX *Retail* **\$50.00**

KENWOOD



2m Extension Cable

- Extend distance from Kenwood deck & an external device connecting w/external media control

CA-C2EX *Retail* **\$50.00**

KENWOOD



Auxiliary Input Adapter

- Connect any external audio source into most Kenwood indash receivers w/external media control
- SRP \$50.00

CA-C1AUX *Retail* **\$50.00**

KENWOOD



Auxiliary Input Adapter

- Connect portable audio players to many Kenwood receivers w/external media control
- 3.5mm jack connects to headphone output

CA-C2AX *Retail* **\$50.00**

KENWOOD EXCELON AMPS / SUBS

KENWOOD eXcelon

Reference Fit 4-Channel Digital Power Amplifier

- 120-W(RMS) x 4 @ 4ohms
- 150-W(RMS) x 4 @ 2ohms
- 300-W bridged x 2 @ 2ohms
- Dual power supply • Dual sigma drive
- Variable low pass filter
- Variable infrasonic filter
- Bass boost remote ready



XR4S

Retail **\$600.00**

KENWOOD eXcelon

Reference Fit Mono Digital Power Amplifier

- 600-W(RMS) x 1 @ 4ohms
- 700-W(RMS) x 1 @ 2ohms
- Dual power supply • Dual sigma drive
- Variable low pass filter
- Variable infrasonic filter
- Bass boost remote ready



XR1S

Retail **\$600.00**

KENWOOD eXcelon

Four-Channel Power Amplifier

- Class AB • K-STAT output circuit
- 100Wx4 @ 4ohm/150Wx4 @ 2 ohm/300Wx2@2ohm bridged
- Power MOSFET switching • Dual cooling fans
- Line output terminals • Built-in crossover control



X600F

Retail **\$500.00**

KENWOOD eXcelon

Class D Mono Digital Power Amplifier

- Dual power supply • Digital E drive
- 800Wx1 @ 4ohms/1200Wx1 @ 2 ohms
- Built-in crossover control
- Thermal management • Power MOSFET switching • Cast aluminum heat sing • Dual cooling fans
- Double-sided glass epoxy circuit boards
- Optional bass boost wired remote



X1200M

Retail **\$500.00**

KENWOOD eXcelon

8" Slim Subwoofer

- 600-Watt maximum power
- Carbon-glass fiber honeycomb cone woofer
- Aluminum diecast basket
- Heat transfer system
- Super linear spider
- Slim design



KFC-XW800F

Retail **\$220.00**

KENWOOD eXcelon

12" Shallow Subwoofer

- 1400W peak power
- Super linear spider
- 12" carbon-fiberglass honeycomb
- Aluminum diecast basket
- Heat transfer system



KFC-XW1200F

Retail **\$250.00**

10" Shallow Subwoofer


KFC-XW1000F

Retail **\$230.00**

KENWOOD eXcelon

12" Subwoofer

- 1000+1000W peak power
- Carbon-glass fiber cone woofer
- 12" DVC superwoofer • Dual magnet drive
- Super linear spider
- High excursion rubber surround
- Heat transfer structure



KFC-XW1224D

Retail **\$270.00**

10" Subwoofer • 2000W peak

KFC-XW1024D

Retail **\$250.00**

KENWOOD eXcelon

12" Subwoofer

- 2000W peak power
- Carbon-glass fiber cone woofer
- Dual magnet drive • Super linear spider
- Easy smart terminal • Rubber magnet cover



KFC-XW1222D

Retail **\$270.00**

10" Subwoofer • 1600W peak

KFC-XW1022D

Retail **\$250.00**

KENWOOD eXcelon

12" Super Subwoofer

- 3000W peak power
- Double super linear spider
- 12" carbon-fiberglass woofer
- 2x aluminum diecast basket
- Heat transfer system
- Symmetrical voice coil
- Smart switching
- 8 AWG wire
- Removable/reversible gasket



KFC-XW12R

Retail **\$600.00**

KENWOOD eXcelon

Bass Boost Remote Controller

- Optional bass boost wired remote controller
- Designed exclusively for KAC-X1R/KACX10D/KAX-X20
- 19.6 ft. Cable length



KAC-WR10

KENWOOD EXCELON MOBILE A / V

KENWOOD **eXcelon**

Touch
Screen

6.95" Wide TFT Double DIN All-in-One Navigation/DVD Entertainment System with Built-in Bluetooth Technology

- 6.95" color Touchscreen display • Dual view function
- Built-in hi-speed Garmin Navigation and Bluetooth technology
- GUI (Graphic user interface) with changeable skin and customizable start-up
- iPod video direct • Made for iPhone • DVD video player • 50Wx4 MOSFET
- 5.1 channel DSP • 2 AV in/1 AV out • Satellite/HD radio ready • Remote



DNX-9140

Retail **\$1900.00**

KENWOOD **eXcelon**

Touch
Screen



7.0" Wide Fully Motorized Indash Monitor DVD/WMA/MP3/ AAC/USB/iPod Control Receiver

- 7.0 inch Wide color LCD • 3 styles of Wallpaper Customize
- 2 USB Port • iPod Video Direct • iPod Video Interface with the KCA-iP300V
- Maximum Output Power: 50W x 4 • 3 Preouts with 5.0V Pre-out Level
- 2 set AV Inputs/1 set AV Output • Video Input for Rear View Camera
- External Media Control • BT Ready • Multi-task Browser • RGB In for Nav

KVT-819DVD

Retail **\$1500.00**

KENWOOD **eXcelon**

Touch
Screen



6.98" Wide VGA TFT 2-DIN Navigation Ready Multimedia DVD Receiver w/Bluetooth

- 6.95" Color Touchscreen Display • Built-in Bluetooth by Parrot
- 5.1 DSO w/digital time alignment/13-band EQ • 24-bit DA converter
- Reverse tilt mechanism • DVD-video/DiVX playback • GUI menu
- iPhone/iPod aud/vid USB control • Navigation ready (req. KNA0G510)
- SAT/HD radio ready • 3 5.0 volt preouts • 2 USB in/2 AV in/1 rear camera in/1 AV out • 2 external switches for relay control out • Remote

DDX814

Retail **\$1200.00**

KENWOOD **eXcelon**



MP3/WMA USB/CD Receiver

- Flip TDF (theft deterrent faceplate) • Full dot multi-line display
- Variable color illumination • Spectrum analyzer • Music search • Favorite memory
- Rotary encoder • 50W x 4 • 4.0V 3 preouts • Source tone memory
- Rear AUX input w/input sensitivity adjust • -20dB attenuator
- Built in Bluetooth hands-free system for easy, safe cellular phone communication
- High quality noise cancelling mic • 3-band EQ • Digital crossover system
- Customized iPod EQ • Rear USB 2.0 in • iPhone/iPod USB 1-wire direct control connect
- 24-bit D/A • Sat/HD radio ready • CD0R/CD-RW compatible • 24 AM/FM presets

KDC-X993

Retail **\$700.00**

KENWOOD **eXcelon**

Advanced Indash CD Receiver w/USB Direct Control

- Theft deterrent faceplate • 14 segment display • Music search
- Rotary encoder • Remote control • 50Wx4 • 4.0V 3 preouts
- System E's Xover system • Bass boost • System Qex: 3-band parametric EQ • Front AUX input w/input sensitivity adjust
- Front USB 2.0 input • iPhone/iPod USB 1-wire direct control connect



KDC-X493

Retail **\$199.00**

KENWOOD **eXcelon**

MP3/WMA USB/CD Receiver

- Flip TDF theft deterrent faceplate
- Full dot multi-line display • Variable color illumination • Spectrum analyzer
- Music search • 50W x 4 • 4.0V 3 preouts • Rear AUX in
- -20dB attenuator • 3-band EQ • Digital crossover • Customized iPod EQ • Rear USB 2.0 in • iPhone/iPod USB 1-wire direct control connection • SAT/HD radio ready • iPod ready • 24-bit D/A converter



KDC-X693

Retail **\$260.00**

KENWOOD MOBILE SPEAKERS

KENWOOD
6x9" 4-Way
Speaker System

- Polypropylene mica cone fiber textured woofer • 500W max
- 1-3/16" PEI dome tweeter
- Image Enhancer III • Steel basket

KFC-6982ie *Retail* **\$120.00^{PR.}**

KENWOOD
6x9" 4-Way
Speaker System

- Polypropylene mica cone fiber textured woofer • 450W max
- 1-3/16" PEI dome tweeter • Image Enhancer III • Urethane surround • Steel basket

KFC-6972ie *Retail* **\$110.00^{PR.}**

KENWOOD
6x8" 3-Way Custom
Fit Speaker System

- Polypropylene cone fiber textured woofer • 240W max • 1/2" ceramic dome tweeter • Image Enhancer III • Steel basket

KFC-C6882ie *Retail* **\$90.00^{PR.}**

KENWOOD
5x7" 3-Way Custom
Fit Speaker System

- Polypropylene cone fiber textured woofer • 220W max
- 1/2" ceramic dome tweeter
- Image Enhancer III • Steel basket

KFC-C5782ie *Retail* **\$90.00^{PR.}**

KENWOOD
4x6" 2-Way Flush
Mount Speaker

- Injection moded polypropylene cone woofer • 60W max
- 1" polyamide balanced dome tweeter

KFC-4675C *Retail* **\$100.00^{PR.}**

KENWOOD
4x10" 2-Way
Flush Mount Speaker

- Injection moded polypropylene cone woofer • 160W max
- 2-3/8" polyamide balanced dome tweeter

KFC-415C *Retail* **\$150.00^{PR.}**

KENWOOD
3-1/2" Round Speaker

- 3-1/2" water resistant cone woofer
- 40W max • Whizzer cone

KFC-835C *Retail* **\$50.00^{PR.}**

KENWOOD
13/16"
Component Tweeter

- 120mm PI balanced dome tweeter
- Supplied w/in-line crossover network • 120W max

KFC-ST30 *Retail* **\$60.00^{PR.}**
KFC-T207 280W Component Tweeter *Retail* **\$90.00 pr.**

KENWOOD
6x8" Easy Fit
FORD/MAZDA
Sound Speaker
System

- 300W max • 6-1/2" mica injection cone woofer
- 3/4" PP injection swiveling tweeter • 4 ohms

KFC-P680C *Retail* **\$220.00^{PR.}**

KENWOOD
High Performance Shallow Mount
Component Speaker System

- 240W max power
- 1" soft dome swivel tweeter • Steel basket
- Shallow depth equals universal fits
- High quality crossover network • Polypropylene fiber texture cone woofer

KFC-P508 *Retail* **\$180.00^{PR.}**

KENWOOD
High Performance
Component Speaker
Package

- 280W max power handling • 1" soft dome swivel tweeter
- 6-3/4" polypropylene fiber texture cone woofer • HQ crossover network

KFC-P708 *Retail* **\$200.00^{PR.}**

KENWOOD
6-1/2" 3-Way
Speaker System

- Polypropylene-injection woofer
- 180W max • 1/2" Piezo tweeter
- 1-3/8 PEI balanced dome midrange
- Cloth surround • Steel basket • Ferrite magnet

KFC-1662S *Retail* **\$60.00^{PR.}**

KENWOOD
6-1/2" Dual Cone
Speaker System

- Polypropylene-injection woofer • Whizzer cone design
- Cloth surround • Steel basket
- Ferrite magnet • 160W max

KFC-1652S *Retail* **\$40.00^{PR.}**

KENWOOD
6-1/2" 3-Way
Speaker System

- 6-1/2" polypropylene mica fiber textured cone woofer • Urethane surround • Image Enhancer III
- 240W power handling • Steel basket
- 1/2" ceramic balanced dome tweeter

KFC-1682ie *Retail* **\$90.00^{PR.}**

KENWOOD
5-1/4" 3-Way Flush
Mount Speaker System

- Mica-injection cone woofer
- 150W max
- 1-3/16 PEI balanced dome tweeter

KFC-1362S *Retail* **\$60.00^{PR.}**

KENWOOD
5-1/4" Dual Cone
Speaker System

- Polypropylene-injection woofer • Whizzer cone design
- Cloth surround • Steel basket
- Ferrite magnet • 140W max

KFC-1352S *Retail* **\$40.00^{PR.}**

KENWOOD
5-1/4" 3-Way
Speaker System

- 5-1/4" polypropylene mica fiber textured cone woofer
- Urethane surround • Image Enhancer III • 160W power handling
- 1/2" ceramic balanced dome tweeter

KFC-1382ie *Retail* **\$90.00^{PR.}**

KENWOOD
4" 3-Way
Speaker System

- Injection polypropylene woofer
- 120W max • Cloth surround
- 1-3/16 PEI balanced dome midrange
- 1/2" Piezo tweeter • Steel basket • Ferrite magnet

KFC-1062S *Retail* **\$60.00^{PR.}**

KENWOOD
4" Dual Cone
Speaker System

- Polypropylene-injection woofer • Whizzer cone design
- Cloth surround • Steel basket
- Ferrite magnet • 110W max

KFC-1052S *Retail* **\$35.00^{PR.}**

KENWOOD
4" 3-Way Flush
Mount Speaker System

- 4" polypropylene mica fiber textured cone woofer • Image Enhancer III • 140W power handling
- 1/2" ceramic balanced dome tweeter

KFC-1082ie *Retail* **\$90.00^{PR.}**

MOBILE ENTERTAINMENT



60Wx4 CD/DVD/MP3/WMA

Receiver w/Integrated Navigation

- Motorized 6.5" touch screen TFT LCD monitor • Integrated navigation
- 2 DIN chassis • Center channel output • Fully self-contained (no hide-away box) • Multi-zone • Import ISO/DIN mountable
- Internal cooling fan • 48 preset tuner • Electronic volume/bass/treble/balance/fader • MOSFET audio out • 5.1 RCA audio out
- 1 rear camera input • 1 composite video out • 1-pr. multi-zone A/V out
- XM radio ready • Integrated SD card reader/navigation
- 24-bit D/A converter • IR remote • Control/command all iPods except Shuffle
- iPod interface cable • Communicates w/most Bluetooth phones
- Built-in handsfree mic • One-touch dialing • On screen caller ID

XDVDN8290

Retail \$1699.99



60Wx4 CD/DVD/MP3/WMA Receiver

- Motorized 6.5" touch screen TFT LCD monitor • Integrated navigation
- 2 DIN chassis • Center channel output • Fully self-contained (no hide-away box)
- Multi-zone • Import ISO/DIN mountable
- 48 preset tuner • MOSFET audio out
- Electronic volume/bass/treble/balance/fader • 5.1 RCA audio out
- 1 rear camera in/composite video out • 1-pr. multi-zone A/V out • XM ready
- Integrated SD card reader/navigation • 24-bit D/A converter • IR remote
- Control/command all iPods except Shuffle • iPod interface cable
- Communicate w/most Bluetooth phones • Built-in handsfree mic



XDVD8285

Retail \$1199.99

XDVD8265 6-1/2" TFT LCD Monitor Mobile Video Receiver
.....Retail \$649.50



60Wx4 CD/DVD/MP3/WMA Receiver w/Bluetooth

- 7" TFT touchscreen LCD
- Motorized touch screen • 16:9 format
- MOSFET 5.1 audio output
- 1 audio/video input • 1 rear camera in
- 1 rear zone DVD A/V output • 1 composite video output • iplug™ interface cable
- 24 bit D/A converter • SD car reader • Built-in Bluetooth/handsfree
- iPod controller • NavMate navigation software • Infrared remote



XDVD8190

Retail \$1499.99



AM/FM/CD/MP3/WMA Receiver w/HD Radio Tuner

- ISO/DIN mountable • Electronic detachable face
- Electronic volume/bass/treble/balance/fader • 1 pair preamp outputs
- black/white dot matrix type display • 5 selectable EQ curves
- Programmable clock • HD radio tuner supports HD2/HD3 FM multicast channels • 1-bit D/A converter • 30-station presets

XHD6420

Retail \$159.99



AM/FM/CD/MP3/WMA Receiver w/Bluetooth

- Electronic fold-down detachable face • volume/base/treble/balance/fader
- Programmable volume turn-on • 3 pr preamp outputs • 3.5mm front panel in
- 5 selectable EQ • HD tuner • iTunes internal memory buter
- 2-wire iPod cable • Front USB connection • Built-in bluetooth
- CD-R/RW compatible • Wireless hands free operation w/caller ID

XHD7714

Retail \$299.99



Built-In GPS Navigation

- 20GB HD • Pre-loaded w/US/Canada maps/2 million pts of interest
- Direct connect to Dual XDV8125/XDVD8130/XDVD8180/XDVD8265/stand-alone monitors • Windows CE.Net 4.2 OS • 32-Bit AMD Geode 1200 CPU
- 266MHz processor • 640x480 VGA resolution • 4MB VGA RAM
- Direct connect cable for compatible Dual units • Power/speaker connector
- IR remote/receiver • GPS antenna • 12 Channel GPS receiver
- Easy to use OSD graphic interface • Turn-by-turn instructions w/voice guidance
- 2D/2.5D/split screen map rendering • Built-in MP3 player • 10gb MP3 storage
- Composite video output (RCA) • Stereo audio outputs (RCA)
- Voice guidance speaker output (mono) • USB 1.1 host interface • 10/100Mb LAN interface

XNAV9525

Retail \$499.99



AMT EXTENDED WARRANTIES



AMT Warranties

Exceptional Service. No Exceptions.

*That's What AMT Warranty Offers Its Clients.
1 & 2 Year Replacement Warranties Available.*

As administrators of extended service plans (ESP) and warranties, AmTrust understands what their programs can do for you and your customers. AMT Warranty can provide you with a program that will generate considerable ESP growth for your warranty business. We also provide you with our expertise and the resource support you need to maximize the success of your program.

AMT Warranty treats your customers as their customers. They strive for 100% satisfaction at all times.

• Extended Service Plans

Extended Service Plan agreements offer customers the highest level of protection against potential failures of their new product acquisition - beyond the product's original OEM warranty.

• Replacement Plans

These plans cover the replacement of lower-priced new products and become active after the expiration of the manufacturers' warranty. Replacement plans are best suited for lower-cost consumer electronics.

1 YEAR EXTENDED REPLACEMENT WARRANTY

Coverage	Dealer Product Price	SKU#	MSRP
1 Year DOP	\$00-\$49.99	DDGRPL501	\$9.50
1 Year DOP	\$50-\$99.99	DDGRPL1001	\$14.50
1 Year DOP	\$100-\$199.99	DDGRPL2001	\$25.50
1 Year DOP	\$200-\$299.99	DDGRPL3001	\$37.50
1 Year DOP	\$300-\$399.99	DDGRPL4001	\$50.50
1 Year DOP	\$400-\$499.99	DDGRPL5001	\$63.00

2 YEAR EXTENDED REPLACEMENT WARRANTY

Coverage	Dealer Product Price	SKU#	MSRP
2 Year DOP	\$00-\$49.99	DDGRPL502	\$15.60
2 Year DOP	\$50-\$99.99	DDGRPL1002	\$23.50
2 Year DOP	\$100-\$199.99	DDGRPL2002	\$42.70
2 Year DOP	\$200-\$299.99	DDGRPL3002	\$62.80
2 Year DOP	\$300-\$399.99	DDGRPL4002	\$81.70
2 Year DOP	\$400-\$499.99	DDGRPL5002	\$101.00

Excel Distributing is not responsible for warranty coverage changes made by AmTrust. ~ Service plans backed by a Contractual Liability Policy with AmTrust Group insurance carriers.

• Repair Plans

These plans become active after the expiration of the manufacturers' warranty, but generally cover repairs throughout the duration of the contract. LCD televisions, that depend on advanced technology, require pricey repairs, making them the perfect fit for repair plans. On-site repair plans are also available for products that are not easily portable, allowing the customer to have the product serviced without hassle.

• Features & Benefits

AMT's modular approach to extended service plans sets them apart from their competition. One of the most important ways they cater to your business is by offering the level of involvement you prefer in a warranty program. You will always benefit from:

- A direct relationship with the insurance company (sister AMTrust Financial Companies.)
- A robust national service center network
- Depot services
- Utilization of web-based application for tracking all aspects of programs
- Personalized marketing materials and sales training
- Full disclosure of information regarding clients' ESP programs including sales, claims and profitability.

*Warranty Costs
are Calculated
on the Price the
DEALER Plays
for Product,
NOT the Customer*

ORION COBALT POWER AMPLIFIERS



Resurrected. Cobalt's Back! . . .

... and coming after the other would-be players. With more bass in your face, and more hard pounding watts for your hard-earned dollar! Get a piece of the Orion legacy without breakin' the bank - with COBALT.

Cobalt amplifiers feature flexible front ends with variable x-overs, selectable bass boost, remote bass gain control (remote included on mono amplifiers), all poured into a small sleek and sexy industrial design. . .Tons of clean power packed in a small package.



**Cobalt Series 800-Watt
2 Ohm Stable Mono Amplifier w/X-Over**

- 1 x 300 @ 4ohm • 1 x 400 @ 2ohm
- Variable LP 50Hz-500Hz
- High-level inputs • Auto turn-on circuit
- Flexible front end accommodates a variety of system configurations
- Small signal parameters • Illuminated design detail

CO8001 *Retail* **\$269.99**



**Cobalt Series 500-Watt
2 Ohm Stable Mono Amplifier w/X-Over**

- 1 x 175 @ 4ohm • 1 x 250 @ 2ohm
- High-level inputs • Auto turn-on circuit
- Flexible front end accommodates a variety of system configurations
- Small signal parameters • Illuminated design detail

CO5001 *Retail* **\$229.99**



**Cobalt Series 600-Watt,
4-Channel Amplifier w/Cross-Over**

- 4 x 60 @ 4ohm • 4 x 75 @ 2ohm
- High-level inputs • Auto turn-on circuit
- Flexible front end accommodates a variety of system configurations
- Small signal parameters • Illuminated design detail

CO6004 *Retail* **\$239.99**



**Cobalt Series 600-Watt, 2-Channel
Amplifier w/Cross-Over**

- 2 x 100 @ 4ohm • 2 x 150 @ 2ohm
- High-level inputs • Auto turn-on circuit
- Flexible front end accommodates a variety of system configurations
- Small signal parameters • Illuminated design detail

CO6002 *Retail* **\$199.99**



**Cobalt Series
300-Watt, 2-Channel
Amplifier w/Cross-Over**

- 2 x 55 @ 4ohm • 2 x 75 @ 2ohm
- High-level inputs • Auto turn-on circuit
- Flexible front end accommodates a variety of system configurations
- Small signal parameters • Illuminated design detail

CO3002 *Retail* **\$129.99**

ORION XTRA AMPS AND WOOFERS

XTR™ High Performance Amplifiers



These amps embody the true meaning of power and performance. Sleek heatsink, loaded with features and packing an extremely powerful punch for their size, XTR amps stay true to the ORION legacy.

- Classic Orion Industrial Design
- Field replaceable cone, voice coil and spider assembly
- All MOSFET power supply and output stage
- IntelliQ Bass Optimization Circuit - Remote gain control (XTR5002/4)
- Heavy gauge direct wire high current power/speaker terminals
- 12dB/octave low-pass filter



3000W Class D Mono Amplifier

- 3000W peak
- 1 x 375 @ 4ohm
- 1 x 750 @ 2ohm • 1 x 1500 @ 1ohm

XTR15001

Retail \$799.99



2000W Class D Mono Amplifier

- 2000W peak
- 1 x 250 @ 4ohm
- 1 x 500 @ 2ohm • 1 x 1000 @ 1ohm



XTR10001

Retail \$599.99



1000W Class D Mono Amplifier

- 1000W peak
- 1 x 125 @ 4ohm
- 1 x 250 @ 2ohm • 1 x 500 @ 1ohm



XTR5001

Retail \$499.99



1000W 4-Channel Amplifier

- 600W peak
- 4 x 75 @ 4ohm
- 4 x 125 @ 2ohm • 2 x 250 @ 4ohm bridged



XTR5004

Retail \$499.99



600W 4-Channel Amplifier

- 600W peak
- 4 x 65 @ 4ohm
- 4 x 75 @ 2ohm • 2 x 150 @ 4ohm bridged



XTR2504

Retail \$299.99



1000W 2-Channel Amplifier

- 1000W peak
- 2 x 125 @ 4ohm
- 2 x 250 @ 2ohm • 1 x 500 @ 4ohm bridged



XTR5002

Retail \$399.99



500W 2-Channel Amplifier

- 500W peak
- 2 x 75 @ 4ohm
- 2 x 125 @ 2ohm • 1 x 250 @ 4ohm bridged



XTR2502

Retail \$199.99



- Custom Trim Ring
- Dual Cooling System
- Tinsel Leads Stitched & Looped across Spider

XTR 15" Subwoofer

- 600W peak/300W RMS • 86dB sensitivity
- 23Hz • Dual 4 ohm copper wound voice coil on an aluminum former



XTR154

Retail \$199.99



- Custom Cast Aluminum Frame
- Custom Terminals
- Symmetrical Tuned Long-Throw Surround
- Tri-Cooling System

XTRPRO 15" Subwoofer

- 1000W peak/500W RMS • 85.9dB sensitivity
- 28.7Hz • Dual 4 ohm copper wound voice coil on an aluminum former



XTRPRO154

Retail \$249.99

XTR 12" Subwoofer

- 500W peak/250W RMS • 84.5dB sensitivity • 23.7Hz
- Dual 4 ohm copper wound voice coil on an aluminum former

XTR124

Retail \$149.99

XTRPRO 12" Subwoofer

- 1000W peak/500W RMS • 84.4dB sensitivity • 32.3Hz
- Dual 4 ohm copper wound voice coil on an aluminum former

XTRPRO124

Retail \$199.99

XTR 10" Subwoofer

- 500W peak/250W RMS • 81.8dB sensitivity • 25.3Hz
- Dual 4 ohm copper wound voice coil on an aluminum former

XTR104

Retail \$129.99

XTRPRO 10" Subwoofer

- 1000W peak/500W RMS • 81.9dB sensitivity • 32.1Hz
- Dual 4 ohm copper wound voice coil on an aluminum former

XTRPRO104

Retail \$179.99

ORION POWER AMPLIFIER/COMPONENTS



5000W

Class D Mono Amplifier

- 1000W Peak • 1 x 1250 @ 4ohm • 1 x 2500 @ 2ohm
- 1 x 5000 @ 1ohm • Hi Current Competition Class D Mono w/ MOSFET Power Supply
- IntelliQ bass Optimization • Remote Gain Control
- Heavy Gauge/high current custom power and speaker terminals Direct-wire • Infrasonic filter
- Concealed controls • 12/24dB/Octave Low-pass Filter
- Digitally programmed input voltage
- Input sensitivity lock out mode • Turn-on delay

HCCA-50001 Retail **\$2999.99**



*High Current
Competition
Class D Amplifiers*

2400W

Class D Mono Amplifier

- 5000 watts peak • 1 x 625 @ 4ohm • 1 x 1250 @ 2ohm • 1 x 2500 @ 1ohm
- Hi Current Competition Class D Mono w/ MOSFET Power Supply
- IntelliQ bass Optimization • Remote Gain Control
- Heavy Gauge/high current custom power and speaker terminals Direct-wire • Infrasonic filter
- Concealed controls • 12/24dB/Octave Low-pass Filter
- Digitally programmed input voltage
- Input sensitivity lock out mode • Turn-on delay

HCCA-25001 Retail **\$1799.99**



2000W Linear AB 2-Channel Amplifier

- 2000 Watts peak • 2 x 250 @ 4ohm
- 2 x 500 @ 2ohm • 1 x 1000 @ 4ohm bridged
- IntelliQ bass Optimization • Remote Gain Control
- Heavy Gauge/high current custom power and speaker terminals Direct-wire • Infrasonic filter • Concealed controls
- Digitally programmed input voltage
- Input sensitivity lock out mode • Turn-on delay

HCCA-10002 Retail **\$899.99**



2000W Linear AB 4-Channel Amplifier

- 2000 Watts peak • 4 x 125 @ 4ohm
- 4 x 250 @ 2ohm • 2 x 500 @ 4ohm bridged
- IntelliQ bass Optimization • Remote Gain Control
- Heavy Gauge/high current custom power and speaker terminals Direct-wire • Infrasonic filter • Concealed controls
- Digitally programmed input voltage
- Input sensitivity lock out mode • Turn-on delay

HCCA-10004 Retail **\$1099.99**



HCCA Subs - Badder than Ever!

The biggest, baddest and most hardcore subwoofers Orion has ever made! Premium SPL performance with these frighteningly powerful new subwoofers from Orion.

Features:

- High temperature PAARC (polyester amide, amide resin coated) Voice Coil
- Dual flat conex spiders with loop stitched tinsel leads
- Enhanced voice coil cooling systems
- Field replaceable cone, voice coil and spider assembly



HCCA-15.4 15" Subwoofer

- 4000W peak/2000W RMS
- Dual 4 ohm voice coil on an aluminum former
- 30dB sensitivity • 33Hz

HCCA154 Retail **\$899.99 ea.**

HCCA152 • Dual 2 ohm



HCCA-12.4 12" Subwoofer

- 4000W peak/2000W RMS
- Dual 4 ohm voice coil on an aluminum former
- 84dB sensitivity • 36Hz

HCCA124 Retail **\$799.99 ea.**

HCCA122 • Dual 2 ohm



HCCA-10.4 10" Subwoofer

- 3000W peak/1500W RMS
- Dual 4 ohm voice coil on an aluminum former
- 84dB sensitivity • 44Hz

HCCA104 Retail **\$699.99 ea.**

HCCA102 • Dual 2 ohm



ORION COBALT SPEAKERS / SUBWOOFERS



Cobalt Series CO690 6x9" Coaxial Speaker

- 60W RMS/130 Max • 4 ohm
- 63Hz-20kHz • 88.8dB
- 2.95" mounting depth
- Progressive suspension
- 1" voice coil midrange driver
- Built-in tweeter protection circuit • Positionable tweeter



CO690 *Retail \$89.99 pr.*



Cobalt Series CO650 6.5" Coaxial Speaker

- 50W RMS/120 Max • 4 ohm
- 62Hz-20kHz • 85.2dB
- 2.36" mounting depth
- Progressive suspension
- 1" voice coil midrange driver
- Built-in tweeter protection circuit • Positionable tweeter



CO650 *Retail \$59.99 pr.*



Cobalt Series CO600 6" Coaxial Speaker

- 40W RMS/100 Max • 4 ohm
- 100Hz-20kHz • 88.3dB
- 1.73" mounting depth
- Progressive suspension
- 1" voice coil midrange driver
- Built-in tweeter protection circuit



CO600 *Retail \$54.99 pr.*



Cobalt Series CO570 5x7" Coaxial Speaker

- 40W RMS/100 Max • 4 ohm
- 98Hz-20kHz • 87.9dB
- 2.32" mounting depth
- Progressive suspension
- 1" voice coil midrange driver
- Built-in tweeter protection circuit
- Positionable tweeter



CO570 *Retail \$54.99 pr.*



Cobalt Series CO500 5.25" Coaxial Speaker

- 40W RMS/100 Max • 4 ohm
- 110Hz-20kHz • 87.1dB
- 1.97" mounting depth
- Progressive suspension
- 1" voice coil midrange driver
- Built-in tweeter protection circuit • Positionable tweeter



CO500 *Retail \$44.99 pr.*



Cobalt Series CO652 6.5" 2-Way Component Speaker System

- 50W RMS/120 Max • 4 ohm
- 60Hz-20kHz • 85dB
- Progressive suspension
- 1" voice coil midrange driver
- Built-in tweeter protection circuit
- Recessed • Universal baskets



CO652 *Retail \$99.99 pr.*



Cobalt Series CO552 5.25" 2-Way Component Speaker System

- 40W RMS/100 Max • 4 ohm
- 120Hz-20kHz • 87dB
- Progressive suspension
- 1" voice coil midrange driver
- Built-in tweeter protection circuit
- Recessed • Universal baskets



CO552 *Retail \$89.99 pr.*



Cobalt Series CO154s 15" 600-Watt Single Voice Coil 4 Ohm Subwoofer

- 250W RMS/600 Max • 25.2Hz Fs
- 0.47 Qts • 7.098 Vas • 89.9dB
- 11.50mm linear excursion
- Reversible top gasket
- Large copper-wound Kapton voice coil
- Auto tension push terminals • Flat Conex spider w/loop stitched tinsel leads



CO154S *Retail \$129.99 ea.*



Cobalt Series CO124s 12" 500-Watt Single Voice Coil 4 Ohm Subwoofer

- 200W RMS/500 Max • 38Hz Fs
- 0.49 Qts • 4.017 Vas • 87.2dB
- 10.41mm linear excursion
- Reversible top gasket
- Large copper-wound Kapton voice coil
- Auto tension push terminals • Flat Conex spider w/loop stitched tinsel leads



CO124S *Retail \$99.99 ea.*



Cobalt Series CO104s 10" 400-Watt Single Voice Coil 4 Ohm Subwoofer

- 200W RMS/400 Max • 39.2Hz Fs
- 0.57 Qts • 1.080 Vas • 86.1dB
- 10.29mm linear excursion
- Reversible top gasket
- Large copper-wound Kapton voice coil
- Auto tension push terminals • Flat Conex spider w/loop stitched tinsel leads



CO104S *Retail \$79.99 ea.*

ROCKFORD FOSGATE SPEAKERS / MARINE

ROCKFORD FOSGATE PRODUCTS AVAILABLE IN COLORADO, WYOMING & UTAH MARKETS

Rockford Fosgate




.75" Tweeter Kit

- Built-in phase plug for off-axis sonic performance
- 60W RMS/120W peak

P1T *Retail* **\$129.99 pr**

Rockford Fosgate



5x7" 2-Way Loudspeaker

- Foam surround
- .5" polyetherimide dome tweeter • 60W RMS/120W peak
- Mica-injected polypropylene cone
- Proprietary cold-rolled steel basket

P1572C *Retail* **\$139.99 pr**

Rockford Fosgate



4x6" 2-Way Loudspeaker

- 30W-RMS/60W-peak
- 70-22k • 87dB • 1.9" mounting depth

P1462C *Retail* **\$109.99 pr**

Rockford Fosgate




6x8" 3-Way Loudspeaker

- 60W-RMS/120W-peak
- 40-22k • 89dB
- 2.5" mounting depth

P1683C *Retail* **\$139.99**

Rockford Fosgate



6x9" 2-Way Loudspeaker

- 75W-RMS/150W-peak
- 40-22k • 89dB
- 3" mounting depth

P1692C *Retail* **\$139.99 pr**

Rockford Fosgate



NEW!

3-1/2" PUNCH Full Range Component Speaker

- 15W RMS/30W peak • 85dB
- 100Hz-21kHz • 4 ohm • No grilles
- 1.4" mounting depth

P132C *Retail* **\$89.99 pr.**

Rockford Fosgate



NEW!

6-1/2" 3-Way PUNCH Full Range Speaker

- 60W RMS/120W peak
- Butyl rubber surround
- FlexFit basket • PEI dome tweeter
- OEM adapter plate

P1653 *Retail* **\$229.99 pr**

Rockford Fosgate



NEW!

4" PUNCH Full Range Component Speaker

- 30W RMS/60W peak • 85dB
- 80Hz-21kHz • 4 ohm • Grilles
- 1.6" mounting depth

P142C *Retail* **\$109.99 pr.**

Rockford Fosgate



NEW!

6-1/2" 2-Way PUNCH Component System

- 60W RMS/120W peak • 12dB LP/12dB HP crossover • 6.5" midrange
- 1" PEI dome tweeter • Butyl rubber surround • FlexFit basket
- Integrated Concealed Crossover

P1652S *Retail* **\$199.99**

Rockford Fosgate



NEW!

5-1/4" PUNCH Full Range Component Speaker

- 40W RMS/80W peak
- 86dB • 72Hz-21kHz
- 4 ohm • Grilles
- 1.7" mounting depth

P152C *Retail* **\$299.99 pr.**

Rockford Fosgate



5-1/4" 2-Way PUNCH Component System

- 60W RMS/120W peak
- 12dB LP/12dB HP crossover
- Removable twin drive
- .75" aluminum dome tweeters

P152S *Retail* **\$189.99**

Rockford Fosgate



50W AM/FM/ST/CD/CD-R/CD-RW Marine Receiver

- 50Wx4 • 3 pr 2.3v preouts • 10 character dot matrix multicolor LCD • Anti-skip • UV coating
- Conformal coated PCB CD changer controller

RFX9020M *Retail* **\$249.99**

Rockford Fosgate



10" Marine Grade Subwoofer

- Polyamide basket • Santoprene rubber surround
- Injection molded parabolic polypropylene cone
- UV resistant • 2" Kapton voice coil
- 200W RMS/400W Peak • Gold-plated terminals

M110S4 *Retail* **\$179.99**

Rockford Fosgate



6.5" Marine Grade Full-Range Component Set

- 1" titanium tweeter • Kapton voice coil
- Parabolic injection molded polypropylene cone
- Shielded ceramic motor • 75W RMS/150W peak

M162S *Retail* **\$179.99**

ROCKFORD FOSGATE PUNCH SUBS/AMPS

ROCKFORD FOSGATE PRODUCTS AVAILABLE IN COLORADO, WYOMING & UTAH MARKETS ONLY!



The Best Value Amplifiers in the Car Audio Industry!

Sonic Perfection Along with Impressive Power in a Compact Chassis.



NEW! PUNCH Amplifiers - All Include

- Small chassis design • MOSFET power/output
- Dynamic thermal management • On-board Punch EQ (PEQ) w/18dB boost @35Hz and/or 12dB boost 12kHz
- Variable crossover 40-400 w12dB per octave

600W Mono PUNCH Amplifier

- 250Wx1 @ 4ohms • 600Wx1 @ 2ohms • 1 ohm stable

P1000-1bd Retail **\$779.00**

500W Class-bd Mono Amplifier

- 200Wx1@4 ohms • 400Wx1@2 ohm • 500Wx1@1 ohm

P500-1BD Retail **\$599.00**

500W 2-Channel PUNCH Amplifier

- 125Wx2 @ 4ohms • 250Wx2 @ 2ohms
- 500Wx1 @ 4 ohms bridged • 4 ohm mono bridged stable

P500-2 Retail **\$479.00**

400W 4-Channel PUNCH Amplifier

- 125Wx2 @ 4ohms • 250Wx2 @ 2ohms
- 500Wx1 @ 4 ohms bridged • 4 ohm mono bridged stable

P400-4 Retail **\$429.00**

400W 2-Channel PUNCH Amplifier

- 100Wx2 @ 4ohms • 200Wx2 @ 2ohms
- 400Wx1 @ 4 ohms bridged
- 4 ohm mono bridged stable

P400-2 Retail **\$379.00**

300W Mono PUNCH Amplifier

- 150Wx1 @ 4ohms • 300Wx1 @ 2ohms
- 2 ohm stable

P300-1 Retail **\$319.00**

200W 2-Channel PUNCH Amplifier

- 50Wx2 @ 4ohms • 100Wx2 @ 2ohms
- 200Wx1 @ 4 ohms bridged
- 4 ohm mono bridged stable

P200-2 Retail **\$259.00**

300W 2-Channel PUNCH Amplifier

- 75Wx2 @ 4ohms • 150Wx2 @ 2ohms
- 300Wx1™ 4ohms bridged

P300-2 Retail **\$319.00**

Remote PUNCH EQ

- PUNCH equalization generation
- 2 remote EQ

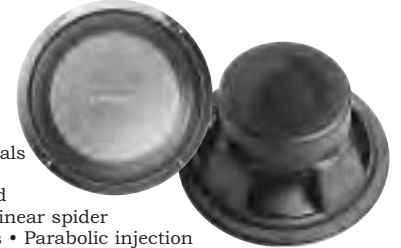
PEQ Retail **\$39.00**



15" P1 PUNCH SVC Subwoofer

- 10-AWG nickel plated push terminals
- High density poly-foam surround
- High-temp voice coil w/spun-laced Nomex® re-inforcement collar
- Linear spider w/embedded 16 AWG tinsel leads • Parabolic injection molded ABS/Acrylic dustcap • Reversible ABS trim ring • 4 ohm
- Protective PVC textured magnet cover • Thermoformed polypropylene cone

P1S415 Retail **\$169.99**



12" P1 PUNCH SVC Subwoofer

- 10AWG nickel plated push terminals
- High density poly-foam surround
- High-temp voice coil w/spun-laced Nomex® re-inforcement collar • Linear spider w/embedded 16 AWG tinsel leads • Parabolic injection molded ABS/Acrylic dustcap • Reversible ABS trim ring • 4 ohm
- Protective PVC textured magnet cover • Thermoformed polypropylene cone

P1S412 Retail **\$119.99**



10" P1 PUNCH SVC Subwoofer

- 10-AWG nickel plated push terminals
- High density poly-foam surround
- High-temp voice coil w/spun-laced Nomex® re-inforcement collar
- Linear spider w/embedded 16 AWG tinsel leads • Parabolic injection molded ABS/Acrylic dustcap • Reversible ABS trim ring • 4 ohm
- Protective PVC textured magnet cover • Thermoformed polypropylene cone

P1S410 Retail **\$109.99**



8" P1 PUNCH SVC Subwoofer

- 10-AWG nickel plated push terminals
- High density poly-foam surround
- High-temp voice coil w/spun-laced Nomex® re-inforcement collar
- Linear spider w/embedded 16 AWG tinsel leads • Parabolic injection molded ABS/Acrylic dustcap • Reversible ABS trim ring • 4 ohm
- Protective PVC textured magnet cover • Thermoformed polypropylene cone

P1S48 Retail **\$99.99**



PUNCH Loaded Single 12" 150-W Subwoofer Enclosure

- Computer optimized design • P1S412 woofer
- 5.8" MDF • Industrial grade carpet
- High current AWG binding posts
- Proprietary high-flow, low-noise port
- Rockford Fosgate speaker cable • 4 ohm • 150W RMS/300W Max

P1L-1X12 Retail **\$289.99**

P2L-1X12 • 12" Enclosure • P2D212 woofer • 250W
Retail **\$349.99**



PUNCH Loaded Dual 12" 300W Subwoofer Enclosure

- Computer optimized design
- Two P1S812 woofers • 5.8" MDF • Industrial grade carpet
- High current AWG binding posts • Proprietary high-flow, low-noise port
- Rockford Fosgate speaker cable • 8 ohm • 300W RMS/600W Max

P1L-2X12 Retail **\$429.99**

P2L-2X12 • 12" Enclosure • 500W • Two P2D412 woofers
Retail **\$549.99**

ROCKFORD FOSGATE POWER AMPLIFIERS

ROCKFORD FOSGATE PRODUCTS AVAILABLE IN COLORADO, WYOMING & UTAH MARKETS



1500W Mono POWER Amplifier

- 4dB/octave crossover
- 4 Gauge power/ground terminals
- Audiophile grade speaker connections
- Infrasonic filter
- MOSFET output stage
- MOSFET power supply
- RCA pass-thru



T1500.1bd *Retail* **\$1049.99**



500W Mono POWER Amplifier

- 24dB/octave crossover
- 4 Gauge power/ground terminals
- Audiophile grade speaker connections
- Infrasonic filter
- MOSFET output stage
- MOSFET power supply
- RCA pass-thru



T500.1bd *Retail* **\$649.99**



400W 2-Channel POWER Amplifier

- 24dB/octave crossover
- 4 Gauge power/ground terminals
- Audiophile grade speaker connections
- MOSFET output stage
- MOSFET power supply
- RCA pass-thru



T400.2 *Retail* **\$429.99**



400W 4-Channel POWER Amplifier

- 2/4 channel switch
- 24dB/octave crossover
- 4 Gauge power/ground terminals
- Audiophile grade speaker connections
- MOSFET output stage
- MOSFET power supply



T400.4 *Retail* **\$469.99**



600W 2-Channel POWER Amplifier

- 24dB/octave crossover
- 4 Gauge power/ground terminals
- Audiophile grade speaker connections
- MOSFET output stage
- MOSFET power supply
- RCA pass-thru



T600.2 *Retail* **\$689.99**



600W 4-Channel POWER Amplifier

- 2/4 channel switch
- 24dB/octave crossover
- 4 Gauge power/ground terminals
- Audiophile grade speaker connections
- MOSFET output stage
- MOSFET power supply
- RCA pass-thru



T600.4 *Retail* **\$729.99**



1000W Class-bd Mono POWER Amplifier

- 24dB/octave crossover • 4-gauge power/ground terminals
- Audiophile grade speaker connections • Infrasonic filter
- MOSFT output stage • MOSFET power supply • RCA pass-thru
- 350Wx1@4ohm • 650Wx1@2ohm • 1000Wx1@1ohm



T1000-1bd *Retail* **\$849.99**



2500W Class-bd Mono POWER Amplifier

- 1000Wx1 @ 4ohms
- 1800Wx1 @ 2ohms
- 2500x1 @ 1 ohm
- 0°/180° phase switch
- 1/0 AWG power/ground connectors • 24dB/octave crossover
- Infrasonic filter • LED signal/power meters • MasterSync
- MOSFET output stage/power supply • PowerSync • RCA pass-thru



T2500-1bd *Retail* **\$1849.99**



1000W 4-Channel POWER Amplifier

- 150Wx4 @ 4ohms
- 250Wx4 @ 2ohms
- 500x2 @ 4ohm bridged
- Crossover/tone controls
- 20Hz-20kHz • 1/0 AWG power/ground connectors
- 2/4 ch switch • 24dB octave crossover • Audiophile grade speaker connect
- LED signal meters • MOSFET output stage/power supply • RCA pass-thru



T1000-4bd *Retail* **\$1849.99**



Remote Punch EQ

- Remote wired bass/treble boost
- 0dB to +18dB bass boost @ 45Hz.
- 0dB to +12dB treble boost with hinge filter between 1kHz to 20kHz.
- Includes remote knob, cable, mounting clip, mounting screws
- Designed for 2007+ newer compatible amplifiers
- Bass/Treble filtering based upon in-board amplifier crossover setting (HP-LP-AP) • Use with compact 2007/newer PUNCH/POWER amps



PEQ *Retail* **\$39.99**

INFINITY REFERENCE SERIES AMPLIFIERS

 **Infinity**

- On-Board Electronic Crossover and Variable Bass Boost Circuit



- Remote Level Bass Control



Mono Subwoofer Amplifier

- 600W RMS x 1 channel @ 2 ohms
- 12dB built-in variable electronic crossover • Variable bass boost
- RCA low level inputs • Preamp outputs • Port for future accessory products
- Small footprint for easy installation • Remote level control included

1600a

Retail **\$374.95**

 **Infinity**

- 12dB per Octave Electronic Crossover, Optimize Bass Performance Based on Enclosure Type and Subwoofer Selection



- Full-Range Preamp Outputs



Mono Subwoofer Amplifier

- 300W RMS x 1 channel @ 2 ohms
- 12dB built-in variable electronic crossover • Variable bass boost
- RCA low level inputs • Preamp outputs
- Port for future accessory products • Small footprint for easy installation
- Remote level control included

1300a

Retail **\$229.95**

 **Infinity**

- Perfect Complete System Solution Allowing You to Drive Front & Rear Speakers as well as Subwoofers from a Single Amplifier



- Port for Future Expansion Products



5-Channel Amplifier

- 50W RMS x 4 channel and 350W RMS @ 4 ohms
- 12dB built-in variable electronic crossover
- Variable bass boost • RCA low level inputs
- Preamp outputs • Port for future accessory products
- Small footprint for easy installation • Remote included

5350a

Retail **\$399.95**

 **Infinity**

- High-output PWM MOSFET Power Supply Ensures Optimum Power Delivery into Numerous Impedances with Low Distortion



- Variable Bass Boost



4-Channel Full-Range Amplifier

- 75W RMS x 4 channel @ 4 ohms
- 12dB built-in variable electronic crossover • Variable bass boost
- RCA low level inputs • Preamp outputs
- Port for future accessory products
- Small footprint for easy installation

475a

Retail **\$279.95**

INFINITY REFERENCE SERIES MOBILE SOUND



4" 2-Way Loudspeaker
 • Plus One woofer cone
 • Edge-driven silk dome tweeter
 • 2-ohm • 92dB • 85Hz-21kHz
 • 35W RMS/105W peak

4022i *Retail* **\$109.95 pr.**



5-1/4" 2-Way Loudspeaker
 • Plus One woofer cone
 • Edge-driven silk dome tweeter
 w/UniPivot • 2-ohm • 92dB • 67Hz-21kHz
 • 45W RMS/135W peak

5022i *Retail* **\$119.95 pr.**



6-1/2" 2-Way Loudspeaker
 • Plus One woofer cone
 • Edge-driven silk dome tweeter
 w/UniPivot • Intermount III • 2-ohm
 • 93dB • 53Hz-21kHz • 60W RMS/180W peak

6022i *Retail* **\$119.95 pr.**



6-1/2" 2-Way Shallow Mount Loudspeaker
 • Plus One woofer cone
 • Edge-driven silk dome tweeter
 w/UniPivot • Intermount III • 2-ohm
 • 93dB • 53Hz-21kHz • 50W RMS/150W peak

6022si *Retail* **\$119.95 pr.**



6x9" 2-Way Loudspeaker
 • Plus One woofer cone
 • Edge-driven silk dome tweeter w/UniPivot • 2-ohm • 94dB
 • 46Hz-21kHz • 100W RMS/300W peak

9622si *Retail* **\$149.95 pr.**



6x9" 3-Way Loudspeaker
 • Plus One woofer cone
 • Silk dome midrange
 • Edge-driven silk dome tweeter • 2-ohm • 94dB
 • 46Hz-21kHz • 100W RMS/300W peak

9623si *Retail* **\$169.95 pr.**



3-1/2" 2-Way Loudspeaker
 • Plus One woofer cone
 • Balanced dome tweeter
 • 2-ohm • 91dB • 85Hz-21kHz
 • 25W RMS/90W peak

3022cf *Retail* **\$89.95 pr.**



4x6" 2-Way Loudspeaker
 • Plus One woofer cone
 • Edge-driven silk-dome tweeter
 • OEM replacement: GM/Nissan • 2-ohm • 91dB
 • 72Hz-21kHz • 40W RMS/120W peak

6422cf *Retail* **\$109.95 pr.**



4x6" 2-Way Plate Loudspeaker
 • Plus One woofer cone
 • Edge-driven silk-dome tweeter • 2-ohm • 91dB
 • 72Hz-21kHz • 45W RMS/135W peak

6422cfp *Retail* **\$119.95 pr.**



6x8"/5x7" 2-Way Loudspeaker
 • Plus One woofer cone
 • Edge-driven silk-dome tweeter
 w/UniPivot • 2-ohm • 93dB
 • 49Hz-21kHz • 60W RMS/180W peak

6822cf *Retail* **\$119.95 pr.**



1" Silk Dome Tweeter
 • Edge-driven motor structure
 • I-Mount • In-line crossover network
 • 2-ohm • 93dB • 2.5Hz-21kHz
 • 50W RMS/150W peak

1021t *Retail* **\$109.95 pr.**



5-1/5" Two-Way Component System
 • Plus One woofer cone
 • 2-ohm • 92dB • 67Hz-21kHz
 • Edge-driven silk-dome tweeter
 • I-Mount tweeter kit w/Starfish OEM adapter
 • Outboard passive crossovers w/tweeter level adjustment • 75W RMS/225W peak

5020cs *Retail* **\$229.95**



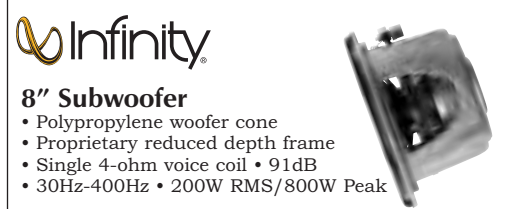
6-1/2" Two-Way Component System
 • Plus One woofer cone
 • Edge-driven silk-dome tweeter
 • I-Mount tweeter kit w/Starfish OEM adapter • 2-ohm • 93dB
 • Outboard passive crossovers w/tweeter level adjustment • 53Hz-21kHz • 90W RMS/270W peak

6020cs *Retail* **\$229.95**



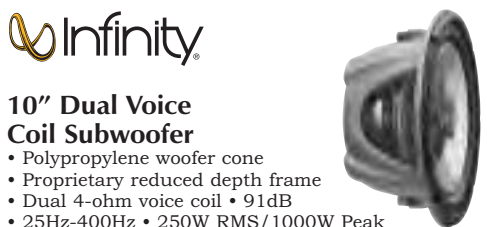
6x8"/5x7" Two-Way Component System
 • Plus One woofer cone
 • 93dB • 49Hz-21kHz
 • Edge-driven silk-dome tweeter
 • I-Mount tweeter kit w/Starfish OEM adapter
 • Outboard passive crossovers w/tweeter level adjustment • 2-ohm • 90W RMS/270W peak

6820cs *Retail* **\$229.95**



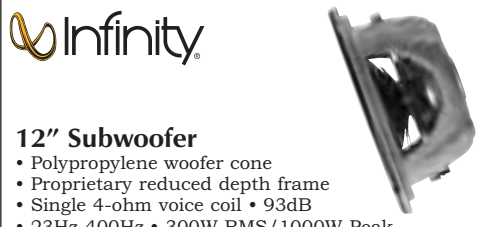
8" Subwoofer
 • Polypropylene woofer cone
 • Proprietary reduced depth frame
 • Single 4-ohm voice coil • 91dB
 • 30Hz-400Hz • 200W RMS/800W Peak

850w *Retail* **\$99.95**
1050w 10" Subwoofer
 • 250W RMS/1000W Peak*Retail* **\$109.95**



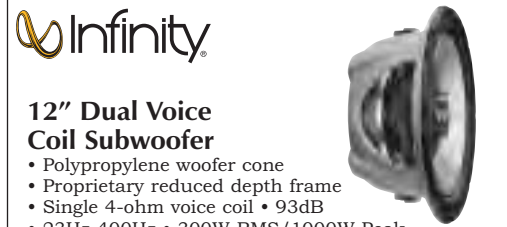
10" Dual Voice Coil Subwoofer
 • Polypropylene woofer cone
 • Proprietary reduced depth frame
 • Dual 4-ohm voice coil • 91dB
 • 25Hz-400Hz • 250W RMS/1000W Peak

1052w *Retail* **\$119.95**



12" Subwoofer
 • Polypropylene woofer cone
 • Proprietary reduced depth frame
 • Single 4-ohm voice coil • 93dB
 • 23Hz-400Hz • 300W RMS/1000W Peak

1250w *Retail* **\$119.95**



12" Dual Voice Coil Subwoofer
 • Polypropylene woofer cone
 • Proprietary reduced depth frame
 • Single 4-ohm voice coil • 93dB
 • 23Hz-400Hz • 300W RMS/1000W Peak

1252w *Retail* **\$129.95**

INFINITY KAPPA SERIES MOBILE SOUND



4" 2-Way Loudspeaker

- Plus One woven-glass-fiber woofer cone
- Edge-driven MMD dome tweeter
- Low-distortion, low-Q woofer motor
- DirectConnect crossover dongle
- 50WRMS/150W peak



42.9i *Retail* **\$149.95** pr.



5-1/4" 2-Way Loudspeaker

- Plus One woven-glass fiber woofer cone • Edge-driven MMD Uni-pivot dome tweeter
- Low-distortion, low-Q woofer motor • Front accessible tweeter level adjustment • DirectConnect crossover dongle • 55WRMS/165W peak



52.9i *Retail* **\$149.95** pr.



6-1/2" 6-3/4" 2-Way Loudspeaker

- Plus One woven-glass fiber woofer cone • Edge-driven MMD Uni-pivot dome tweeter • Low-distortion, low-Q woofer motor
- Front accessible tweeter level adjust • DirectConnect crossover dongle • 65W RMS/195W pk



62.9i *Retail* **\$149.95** pr.



6-1/2" 6-3/4" 3-Way Loudspeaker

- Plus One woven-glass-fiber woofer cone • Edge-driven MMD dome tweeter/UHF super-tweeter
- Front accessible tweeter level adjustment
- Low-distortion, low-Q woofer motor
- DirectConnect crossover dongle
- 75W RMS/225W peak



63.9i *Retail* **\$199.95** pr.



165mm 2-Way Loudspeaker

- Plus One woven-glass fiber woofer cone • Edge-driven MMD Uni-pivot dome tweeter • Low-distortion, low-Q woofer motor
- Front accessible tweeter level adjust • DirectConnect crossover dongle • 75W RMS/225W peak



652.9i *Retail* **\$149.95** pr.



6x9" 2-Way Loudspeaker

- Plus One woven-glass fiber woofer cone
- Edge-driven MMD dome tweeter
- Low-distortion, low-Q woofer motor • Direct-Connect crossover dongle • 110W RMS/330W peak



692.9i *Retail* **\$209.95** pr.



6x9" 3-Way Loudspeaker

- Plus One woven-glass-fiber woofer cone • Edge-driven MMD dome tweeter/UHF super-tweeter
- Front accessible tweeter level adjust • Low-distortion, low-Q woofer motor
- DirectConnect crossover dongle • 110W RMS/330W pk



693.9i *Retail* **\$229.95** pr.



3-1/2" Custom Fit 2-Way Loudspeaker

- Plus One woven-glass fiber woofer cone • Edge-driven MMD dome tweeter • Low-distortion, low-Q woofer motor
- DirectConnect crossover dongle • 35W RMS/105W peak



32.9cf *Retail* **\$119.95** pr.



4x6" 2-Way Plate Custom Fit Loudspeaker

- Plus One woven-glass fiber woofer cone • Edge-driven MMD dome tweeter • Low-distortion, low-Q woofer motor
- Front accessible tweeter level adjust • Direct Connect crossover dongle • 60W RMS/180W peak



462.9cfp *Retail* **\$149.95** pr.



5x7"/6x8" 2-Way Custom Fit Loudspeaker

- Plus One woven-glass-fiber woofer cone • Edge-driven MMD Uni-pivot dome tweeter • Low-distortion, low-Q woofer motor
- Front accessible tweeter level adjust • Direct Connect crossover dongle • 100W RMS/300W peak



682.9cf *Retail* **\$159.95** pr.



1" UHF-Dome Tweeter

- UHF-dome tweeter w/I-Mount & Starfish mounting
- Outboard passive crossover w/poly caps and air core inductors
- 50W RMS/150W Peak



10.9t *Retail* **\$139.95** pr.



12" Variable Q Subwoofer

- 400W RMS/1600W Peak
- Magnesium metal matrix woofer cone • Variable Q design
- 2 polepiece sleeves • Dual 4 ohm voice coils
- Flared/polished/vented polepiece • 92dB
- 23Hz-400Hz • Spider-integrated tinsel leads



PERFECT12dVQ *Retail* **\$299.95**



6-1/2" Two-Way Component System

- 100W RMS/400W Peak • 75Hz-23kHz
- Deep-anodized woofer cone w/T-Pole motor
- 4 ohm • 90dB • I-Mount tweeter system
- Edge-driven deep-anodized tweeter w/ rubber surround • Outboard passive crossovers w/Linkwitz-Reilly acoustic alignment



PERFECT6.1 *Retail* **\$474.95**

5-1/4" Two-Way Component System


- 89dB • 80Hz-23kHz

PERFECT5.1 *Retail* **\$474.95**



6x8"/5x7" 2-Way Component System

- Outboard crossover
- Plus One woven-glass-fiber woofer cone • Edge-driven MMD dome tweeter • SLI high-output design
- Neodymium motor structure w/integrated heatsink
- Tweeter level adjustment • 90W RMS/270W Peak
- I-Mount tweeter kit w/Starfish OEM adapter



680.9cs *Retail* **\$349.95** pr.

6-1/2" 6-3/4" 2-Way Component System

- I-mount/Starfish • Plus One • UHF dome tweeter • 90W RMS/270W Peak



60.9cs *Retail* **\$279.95** pr.

5-1/4" 2-Way Component System

- 85W RMS/255W Peak

50.9cs *Retail* **\$279.95** pr.



10" Variable Q Subwoofer

- 400W RMS/1600W Peak
- Magnesium metal matrix woofer cone • Variable Q design
- 2 polepiece sleeves • Dual 4 ohm voice coils
- Flared/polished/vented polepiece • 90dB
- 25Hz-400Hz • Spider-integrated tinsel leads



PERFECT10dVQ *Retail* **\$269.95**



12" Hi-Performance Subwoofer

- 300W RMS/900W Peak • 2/8 ohm
- Woven-glass fiber woofer cone
- Neodymium motor w/aluminum heatsink • Impedance selection switch
- Vented polepiece



124.7w *Retail* **\$229.95**

104.7w 10" Subwoofer

..... *Retail* **\$209.95**

INFINITY ENCLOSURES/BASSLINK™/MARINE



Single 12" Preloaded Enclosure With Slipstream Port

- Slipstream port delivers higher output potential than conventional ports and greatly reduced distortion - louder cleaner bass • 300W RMS/1200W Peak
- 94dB • 33Hz-300Hz • 2 ohms • (LWH) 17-1/8"x21-1/16"x16-15/16" SR



1220se *Retail* **\$279.95**



Dual 12" Preloaded Enclosure With Slipstream Port

- Slipstream port delivers higher output potential than conventional ports & greatly reduced distortion
- 600W RMS/1800W Peak
- 97dB • 30Hz-300Hz • 2/8 ohms • (LWH) 17-1/8"x36"x16-15/16"



1220de *Retail* **\$474.95**



250W Powered Subwoofer System

- 10" sub, dual 10 passive
- Variable electronic crossover (70Hz-170Hz)
- Input level control • RCA preamp level in
- Factory head unit high-level inputs • BassLink LC remote bass level control
- Freq. response: 10Hz-150Hz • 40-3/8"x6-7/16"x14-3/8"



BASSLINK T *Retail* **\$574.95**



200W Powered Subwoofer System

- On-board 200W Class D power amplifier
- 10" subwoofer • 10" passive radiator
- Variable electronic crossover (50Hz-120Hz)
- Bass EQ • BassLink LC remote bass level control



BASSLINK *Retail* **\$349.95**



250W Powered Subwoofer System

- Onboard 250W Class D power amplifier
- 10" subwoofer • 10" passive radiator
- Variable electronic crossover (32Hz-320Hz)
- Bass EQ • Expansion slot for BassLink 4SC multichannel amp
- Separate high-level/low level inputs • BassLink LC remote bass level control



BASSLINK II *Retail* **\$424.95**



Multichannel Amplifier Expansion Module for BassLink II

- Four channel amp module for BassLink II
- Phantom center surround
- Variable electronic crossover
- High/low level inputs

BASSLINK 4sc *Retail* **\$229.95**



Wakeboard Tower Audio System with Talkback Microphone

- One pair of 6000m Wakeboard Tower speakers
- One Wakeboard tower amplifier
- One Wakeboard tower system talkback microphone
- Mounting brackets & hardware included
- Amplified power output: 125Wx2 into 4 ohms • Frequency response: 10Hz-40kHz



6100m *Retail* **\$1009.95**



Wakeboard Tower Speaker System

- Dual 6" polypropylene woofers
- 1" edge driven CMMD tweeter
- Acoustic suspension polymer enclosure
- MultiMount bracket • 93dB • 80Hz-20kHz
- 150W RMS/450W Peak



6000m *Retail* **\$699.95**



125Wx2 Stereo Marine Amplifier

- 125W x 2 into 4 ohms
- 150W x 2 into 2 ohms
- 250W x 1 into 4 ohms bridged • 10Hz-40kHz
- 91dB • High/lo level inputs




2100m *Retail* **\$354.95**



6.5" 2-Way Marine Loudspeaker

- Polypropylene woofer cone
- Edge driven tweeter • Integrated grille assembly
- UV and water-resistant construction • 91dB
- 50Hz-21kHz • 70W RMS/210W Peak



602m *Retail* **\$169.95** PR.



6.5" 2-Way Marine Loudspeaker

- Polypropylene woofer cone
- Edge driven tweeter
- Integrated grille assembly
- UV and water-resistant construction
- 91dB • 38Hz-21kHz • 100W RMS/300W Peak



6902m *Retail* **\$209.95** PR.

JBL POWER SERIES MOBILE SOUND

<p>JBL</p> <p>4" 2-Way Loudspeaker</p> <ul style="list-style-type: none"> • Plus One HCL woofer cone • Edge-driven high bandwidth textile dome tweeter • Computer-optimized voice-matched outboard passive crossover • 50W RMS/150W peak <p>P462 Retail \$159.95^{pr.}</p>	<p>JBL</p> <p>5-1/4" 2-Way Loudspeaker</p> <ul style="list-style-type: none"> • Plus One HCL woofer cone • High bandwidth edge-driven textile dome tweeter • Computer-optimized voice-matched outboard passive crossover • 55W RMS/165W peak <p>P562 Retail \$169.95^{pr.}</p>	<p>JBL</p> <p>6-1/2" 2-Way Loudspeaker</p> <ul style="list-style-type: none"> • Plus One HCL woofer cone • High bandwidth edge-driven textile dome tweeter • Computer-optimized voice-matched outboard passive crossover • 75W RMS/225W peak <p>P662 Retail \$169.95^{pr.}</p>
<p>JBL</p> <p>6-1/2" 2-Way Loudspeaker</p> <ul style="list-style-type: none"> • Plus One HCL woofer cone • High bandwidth edge-driven textile dome tweeter • Computer-optimized voice-matched outboard passive crossover • 75W RMS/225W peak <p>P662s Retail \$169.95^{pr.}</p>	<p>JBL</p> <p>6x9" 3-Way Loudspeaker</p> <ul style="list-style-type: none"> • Plus One HCL woofer cone • Edge-driven pure titanium dome tweeter • Computer-optimized voice-matched outboard passive crossover • 110W RMS/330W peak <p>P963 Retail \$228.95^{pr.}</p>	<p>JBL</p> <p>4x6" 2-Way Loudspeaker</p> <ul style="list-style-type: none"> • Plus One HCL woofer cone • High bandwidth edge-driven textile dome tweeter • Computer-optimized voice-matched outboard passive crossover • 50W RMS/150W peak <p>P6462 Retail \$169.95^{pr.}</p>
<p>JBL</p> <p>6x8"/5x7" 2-Way Loudspeaker</p> <ul style="list-style-type: none"> • Plus One HCL woofer cone • High bandwidth edge-driven textile dome tweeter • Computer-optimized voice-matched outboard passive crossover • 75W RMS/225W peak <p>P8662 Retail \$169.95^{pr.}</p>	<p>JBL</p> <p>1" Pure Titanium Dome Tweeter</p> <ul style="list-style-type: none"> • Edge-driven dome • I-Mount • Computer-optimized voice-matched outboard passive crossover • 60W RMS/180W peak <p>P26t Retail \$119.95^{pr.}</p>	<p>JBL</p> <p>10" Plus One Subwoofer</p> <ul style="list-style-type: none"> • Kevlar impregnated paper woofer cone • Stitched-in tensel leads • 92dB • Dual 4-ohm voice coils • 400W RMS/1200W Peak <p>P1024 Retail \$229.95</p>
<p>JBL</p> <p>10" Plus One Dual Voice Coil Subwoofer</p> <ul style="list-style-type: none"> • Kevlar impregnated paper woofer cone • Stitched-in tensel leads • 96dB • Dual 2-ohm voice coils • 400W RMS/1200W Peak <p>P1022 Retail \$229.95</p>	<p>JBL</p> <p>12" Plus One Dual Voice Coil Subwoofer</p> <ul style="list-style-type: none"> • Kevlar impregnated paper woofer cone • Stitched-in tensel leads • 94dB • Dual 4-ohm voice coils • 400W RMS/1200W Peak <p>P1224 Retail \$249.95</p>	<p>JBL</p> <p>12" Plus One Dual Voice Coil Subwoofer</p> <ul style="list-style-type: none"> • Kevlar impregnated paper woofer cone • Stitched-in tensel leads • 97dB • Dual 2-ohm voice coils • 400W RMS/1200W Peak <p>P1222 Retail \$249.95</p>
<p>JBL</p> <p>6-1/2" 2-Way Component System</p> <ul style="list-style-type: none"> • Plus One HCL woofer cone • High bandwidth edge-driven textile dome tweeter • I-Mount • Computer-optimized voice-matched outboard passive crossover • Tweeter level control • 90W RMS/270W peak <p>P660c Retail \$269.95^{pr.}</p>	<p>JBL</p> <p>5-1/4" 2-Way Component System</p> <ul style="list-style-type: none"> • Plus One HCL woofer cone • High bandwidth edge-driven textile dome tweeter • I-Mount • Computer-optimized voice-matched outboard passive crossover • Tweeter level control • 75W RMS/225W peak <p>P560c Retail \$269.95^{pr.}</p>	
<p>JBL</p> <p>120W 2-Ch. Full Range Amplifier</p> <ul style="list-style-type: none"> • 40W RMS x 2@4 ohms • 60W x 2@2 ohms • 10Hz-100kHz • Selectable bass EQ • Built-in variable electronic crossover • RCA low-level preamp ins/outs • 101dBA rated <p>GT5-A402 Retail \$149.95</p>	<p>JBL</p> <p>320W 4-Ch. Full Range Amplifier</p> <ul style="list-style-type: none"> • 60W RMS x 4@4 ohms • 80Wx2 @ 2 ohms • Variable bass Eq on rear ch. • Built-in variable electronic crossover • 10Hz-100kHz • RCA low-level preamp ins/outs • 102 dBA rated <p>GT5-A604 Retail \$179.95</p>	<p>JBL</p> <p>300W Mono Subwoofer Amplifier</p> <ul style="list-style-type: none"> • 175W RMS x 1@4 ohms • 225W RMSx1@2 ohms • Variable bass EQ • Built-in variable electronic crossover • RCA low-level preamp ins/outs • 120dBA rated <p>GT5-A3001 Retail \$189.95</p>

JBL GRAND TOURING SERIES MOBILE SOUND

<p>JBL</p> <p>3-1/2" 2-Way Loudspeaker</p> <ul style="list-style-type: none"> • Plus One woofer cone • 3/4" My-Ti™ tweeter • 2-ohm • 89dB • 90Hz-20kHz • 25W RMS/75W peak <p>GTO328 <i>Retail \$89.95^{pr.}</i></p>	<p>JBL</p> <p>4" 2-Way Loudspeaker</p> <ul style="list-style-type: none"> • Plus One woofer cone • 3/4" My-Ti™ tweeter • 2-ohm • 90dB • 90Hz-20kHz • 35W RMS/105W peak <p>GTO428 <i>Retail \$109.95^{pr.}</i></p>	<p>JBL</p> <p>4x6" 2-Way Loudspeaker</p> <ul style="list-style-type: none"> • Plus One woofer cone • 1" edge-driven My-Ti™ tweeter • 2-ohm • 91dB • 75Hz-21kHz • 40W RMS/120W peak <p>GTO6428 <i>Retail \$109.95^{pr.}</i></p>
<p>JBL</p> <p>5-1/4" 2-Way Loudspeaker</p> <ul style="list-style-type: none"> • Plus One woofer cone • 1" My-Ti™ tweeter UniPoint w/level control • 2-ohm • 91dB • 70Hz-21kHz • 45W RMS/135W peak • Depth: 5-5/16" <p>GTO528 <i>Retail \$119.95^{pr.}</i></p>	<p>JBL</p> <p>6-1/2" 2-Way Loudspeaker</p> <ul style="list-style-type: none"> • Plus One woofer cone • 1" edge-driven My-Ti™ tweeter w/level control • 2-ohm • 92dB • 50Hz-21kHz • 60W RMS/180W peak • Intermount III system <p>GTO628 <i>Retail \$119.95^{pr.}</i></p>	<p>JBL</p> <p>6-1/2" 3-Way Loudspeaker</p> <ul style="list-style-type: none"> • Plus One woofer cone • 1" edge-driven My-Ti™ tweeter • 1/2" My-Ti™ super tweeter • 2-ohm • 92dB • 50Hz-21kHz • 60W RMS/180W peak • Intermount III <p>GTO638 <i>Retail \$139.95^{pr.}</i></p>
<p>JBL</p> <p>6x8"/5x7" 2-Way Loudspeaker</p> <ul style="list-style-type: none"> • Plus One woofer cone • 1" My-Ti™ tweeter UniPoint w/level control • 2-ohm • 92dB • 50Hz-21kHz • 60W RMS/180W peak • Depth: 2-1/16" <p>GTO8628 <i>Retail \$119.95^{pr.}</i></p>	<p>JBL</p> <p>6x9" 2-Way Loudspeaker</p> <ul style="list-style-type: none"> • Plus One woofer cone • 1" edge-driven My-Ti™ tweeter • UniPoint rotating tweeter pod • 2-ohm • 94dB • 45Hz-21kHz • 100W RMS/300W peak <p>GTO928 <i>Retail \$149.95^{pr.}</i></p>	<p>JBL</p> <p>6x9" 3-Way Loudspeaker</p> <ul style="list-style-type: none"> • Plus One woofer cone • 1" edge-driven My-Ti™ tweeter • 3/4" My-Ti™ super tweeter • 2-ohm • 94dB • 45Hz-21kHz • 100W RMS/300W peak • <p>GTO938 <i>Retail \$169.95^{pr.}</i></p>
<p>JBL 360W Mono Subwoofer Amp</p> <ul style="list-style-type: none"> • 225W RMSx1@4ohms • 360W RMSx1@2ohms • Built-in variable electronic crossover • Dynamic Bass Optimization Circuit • Remote bass-level control • RCA low-level preamp ins/outs <p>GTO35001 <i>Retail \$279.95</i></p>	<p>JBL 700W Mono Subwoofer Amp</p> <ul style="list-style-type: none"> • 425W RMSx1@4ohms • 700W RMSx1@2ohms • Built-in variable electronic crossover • Dynamic Bass Optimization Circuit • Remote bass-level control • RCA low-level preamp ins/outs <p>GTO7001 <i>Retail \$424.95</i></p>	<p>JBL 1500W Mono Subwoofer Amp</p> <ul style="list-style-type: none"> • 1200W RMSx1@4ohms • 1500W RMSx1@2ohms • Built-in variable electronic crossover • Dynamic Bass Optimization Circuit • Remote bass-level control • RCA low-level preamp ins/outs <p>GTO14001 <i>Retail \$699.95</i></p>
<p>JBL</p> <p>220W 2 Channel Full-Range Amplifier</p> <ul style="list-style-type: none"> • 75W RMSx2@4 ohms • 110W RMSx2@2 ohms • Built-in variable electronic crossover • Variable bass boost • 10Hz-100kHz • RCA low-level preamp inputs/outputs • 108dBA rated power into 4 ohms <p>GTO752 <i>Retail \$229.95</i></p>	<p>JBL</p> <p>280W 4-Channel Full-Range Amplifier</p> <ul style="list-style-type: none"> • 55W RMSx4@4 ohms • 70W RMSx4@2 ohms • Built-in independent variable electronic crossover • Variable bass boost • 10Hz-100kHz • RCA low-level preamp inputs/outputs • 105dBA rated power into 4 ohms <p>GTO504 <i>Retail \$279.95</i></p>	
<p>JBL</p> <p>600W 4-Channel Full-Range Amplifier</p> <ul style="list-style-type: none"> • 100W RMSx4@4 ohms • 150W RMSx4@2 ohms • Built-in variable electronic crossover • Variable bass boost • 10Hz-100kHz • RCA low-level preamp inputs/outputs • 104dBA rated power into 4 ohms <p>GTO1004 <i>Retail \$424.95</i></p>	<p>JBL</p> <p>660W 5-Channel Full-Range Amplifier</p> <ul style="list-style-type: none"> • 55W RMSx4 + 225W RMSx1@4 ohms • 75W RMSx4+360Wx1@2 ohms • Built-in variable electronic crossover • Variable bass boost • 10Hz-83kHz & 20Hz-250kHz • RCA low-level preamp inputs • 104dBA rated power into 4 ohms <p>GTO5355 <i>Retail \$524.95</i></p>	

JBL COMPONENTS / ENCLOSURES / SUBS

JBL

GTO 5-1/4" 2-Way Component System

- Plus One woofer cone
- 1" My-Ti™ edge-driven dome tweeter
- I-Mount system w/Starfish tweeter mount
- 65Hz-21kHz • 91dB • Computer optimized voice-matched outboard passive crossover • 55W RMS/165 W Peak



GTO508C

Retail **\$229.95^{PR}**

JBL

GTO 6-1/2" 2-Way Component System

- Plus One woofer cone • 1" My-Ti™ edge-driven dome tweeter • I-Mount system w/Starfish tweeter mount • 50Hz-21kHz • 91dB • Computer optimized voice-matched outboard passive crossover • 70W RMS/210 W Peak



GTO608C

Retail **\$229.95^{PR}**

JBL

GTO 6x8"/5x7" 2-Way Component Sys.

- Plus One woofer cone • 1" My-Ti™ edge-driven dome tweeter • I-Mount mounting system w/Starfish tweeter mount • 55Hz-21kHz
- 92dB • Computer optimized voice-matched outboard passive crossover • 70W RMS/210 W Peak



GTO8608C

Retail **\$229.95^{PR}**

JBL

GTO 1" My-Ti™ Edge-Driven Tweeter

- I-Mount tweeter mounting system w/Starfish tweeter mount
- 2.5Hz-21kHz • 92dB
- 50W RMS/150 W Peak w/included crossover




GTO18T

Retail **\$109.95^{PR}**

JBL

GTO 10" Die-Cast Single Voice Coil Subwoofer

- Polypropylene woofer cone • Die-cast aluminum baskets • Rubber surround • Tinsel wire protector • 88dB • 4 ohm • 350W RMS/1400W Peak



GTO1014D

GTO1014D • Dual Voice Coil

Retail **\$109.95**

.....Retail **\$109.95**

JBL

GTO 12" Die-Cast Single Voice Coil Subwoofer

- Polypropylene woofer cone • Die-cast aluminum baskets • Rubber surround • Tinsel wire protector
- 90dB • 4 ohms • 350W RMS/1400W Peak



GTO1214D

GTO1214D • Dual 4 ohm


Retail **\$119.95**

.....Retail **\$109.95**

JBL

GTO 15" Die-Cast Single Voice Coil Subwoofer

- Polypropylene woofer cone • Die-cast aluminum baskets • Rubber surround • Tinsel wire protector
- 93dB • 4 ohms • 350W RMS/1400W Peak



TO1514D

GTO1514D • Dual Voice Coil

Retail **\$159.95**

.....Retail **\$159.95**

JBL

GTO Single 12" Preloaded Ported Subwoofer Enclosure

- Slipstream port - Adverse Pressure Gradient™ • 3/4" MDF
- 275W RMS/1100W Peak
- 90B • 45Hz -150Hz • 2 ohms



GT5-1202BP

Retail **\$229.95**

JBL

GTO Single 12" Preloaded Bandpass Subwoofer Enclosure

- GTO 1202D subwoofer
- 300W RMS/1200W Peak
- 93B • 30Hz-150Hz • 4 ohms
- SRP \$279.95



GT51202BR

Retail **\$279.95**

JBL

GT5 High-Output Subwoofers

- Single 4-ohm voice coil
- Vented motor structure
- Dual-stacked oversized magnets
- JBL rubber ring



GT5-10 • 10" Subwoofer • 275W RMS/1100W Peak

• 30Hz-500Hz • 88dB • 4 ohm

Retail **\$99.00**

GT5-12 • 12" Subwoofer • 275W RMS/1100W Peak

• 23Hz-450Hz • 93dB • 4 ohm

Retail **\$109.00**

GT5-15 • 15" Subwoofer • 300W RMS/1200W Peak

• 25Hz-400Hz • 92dB • 4 ohm

Retail **\$159.00**

JBL

GTO Dual 12" Preloaded Ported Preloaded Subwoofer Enclosure

- 3/4" MDF construction
- High-quality binding post terminals • GT5 woofers • Slipstream port-Adverse Pressure Gradient
- 550W RMS/1600W Peak • 90B • 40Hz-200Hz • 2 ohms



GT5-2402BR

Retail **\$474.95**