

vtech®

User's Manual



INTERACTIVE E-READING SYSTEM

Storio®

Hello Kitty

Hello Kitty's Surprise!



VTech understands that a child's needs and abilities change as they grow and with that in mind we develop our toys to teach and entertain at just the right level...

Electronic Learning Computers

Cool, aspirational and inspiring computers for curriculum related learning

Pre-School

Interactive toys to develop their imagination and encourage language development

vtech Baby

Toys that will stimulate their interest in different textures, sounds and colours

I am...

...responding to colours, sounds and textures

...understanding cause and effect

...learning to touch, reach, grasp, sit-up, crawl and toddle

I want...

...to get ready for school by starting to learn the alphabet and counting

...my learning to be as fun, easy and exciting as can be

...to show my creativity with drawing and music so my whole brain develops

I need...

...challenging activities that can keep pace with my growing mind

...intelligent technology that adapts to my level of learning

...National Curriculum based content to support what I'm learning at school

4-10 years

Birth-36 months

3-6 years



Dear Parent,

At **VTech**® we know how important reading is for your child's development.

We want to encourage children into reading in a dynamic, engaging way that will help them become readers for life. That's why we created **Storio**® Interactive E-Reading System, where reading comes alive with animated storytelling!

In these animated books, stories come to life through colourful scenes, voices, sounds and music. **Storio**® creates a magical world that keeps children interested in the story while they learn letters, words, comprehension, and more!

Watching their favourite characters come alive in fun-loving stories engages children in play, as they gain the tools to grow from a beginner reader into a fluent and confident reader. As their reading skills grow, their self-esteem grows and their appetite for reading will too!

With a variety of age appropriate **Storio**® storybook cartridges available, and with many more in development, your child will always have a choice of new and exciting stories.

A USB connection to a computer also allows you to track your child's reading progress and download and print awards for each completed story.

At **VTech**® we recognise the importance of helping children discover the magic of reading and we thank you for trusting **VTech**® with the important job of helping your child learn and grow!

Sincerely,

The **VTech**® UK Product Development team (Based in Oxfordshire)

To learn more about **Storio**® and other **VTech**® toys visit www.vtechuk.com



INTRODUCTION

Hello Kitty was planning an exciting surprise party for her twin sister Mimmy and invited all their friends. Little did Hello Kitty know that there would be a wonderful surprise for her too! Read, listen and interact with the story to build reading skills and learn new words.



INCLUDED IN THIS PACKAGE

- **Storio®** book cartridge – Hello Kitty's Surprise!
- **Storio®** book cartridge user's manual

WARNING: All packing materials, such as tape, plastic sheets, packaging locks and tags are not part of this toy, and should be discarded for your child's safety.

Note: Please keep the user's manual as it contains important information.



GETTING STARTED

STEP 1: Insert the Book Cartridge

Insert the book cartridge into the top of the unit as shown in the below image.



STEP 2: Select the Book Icon

Touch the book icon to enter the book.



STEP 3: Choose How You Want to Play

There are five ways to play: **Watch the Story**, **Reading Games**, **Story Dictionary**, **Mini Games** & **Reward Room**. Touch an icon to choose.

Watch the Story: Read or listen to the whole story while watching the animations.

Reading Games: Play 5 story-related reading games.

Story Dictionary: Learn the definitions of vocabulary words in the story.

Mini Games: Play Mini Games in the story pages. In order to unlock the Mini Games, read the entire story in Watch the Story mode.

Reward Room: Collect Apples by playing Reading Games or touching objects in Free Play mode (see Free Play section below). Trade in your Apples for rewards in the Reward Room.

Touch the Settings icon to turn the background music and vocabulary highlight feature on or off.








ACTIVITIES

Watch the Story:


There are two ways to start **Watch the Story**. You can choose a story page to start reading the story from that page, or touch **Bookmark** to go straight to your bookmarked page. If you have not bookmarked any pages, the Bookmark icon will not be active. You can also touch **How to Play** to learn more about the operation in **Watch the Story**.

You can press  or touch anywhere on the screen to pause the story narration or enter Free Play, respectively. When the story narration of each book page has finished, you will enter Free Play mode automatically.


To pause the story narration, press . To continue the story narration, press  again.

Free Play

To stop the automatic story narration and enter **Free Play**, touch anywhere on the screen. In **Free Play**, you can touch the words one by one to read the story at your own pace, touch highlighted vocabulary words to hear their definitions, or touch images in the art to see animations and hear fun voices and sounds. If you don't touch the screen for a while, the story narration will continue automatically from the next page.

- Touch any word in the story text to hear the word read aloud.
- Touch pictures to see animations and hear fun voices and sounds.
- Touch  on the screen to play the **Mini Game**.

NOTE: Before playing the **Mini Games**, you must first unlock them by reading the story completely one time in **Watch the Story** mode.



- For further instructions on how to use the different buttons on your **Storio®**, please refer to your **Storio®** console manual.

Product manuals are also available for download on our website:
<http://www.vtechuk.com>

Reading Games

Play 5 reading games to have fun with the story while developing your reading skills. The reading comprehension game “What Happened?” is included in every book cartridge to reinforce your understanding of the stories you read. The other 4 games teach a variety of age-appropriate reading skills. Choose the game you wish to play from the **Reading Games** menu.



Listen to the instructions and questions carefully; and then touch a word in the story text, a picture in the art, or a key on the keypad to answer the question as directed.

What Happened?



Magic Tricks



Hopscotch



Hello Kitty Goes Shopping



Unwrap the Gifts



Reading Game Curriculum

Reading Game Title	Reading Game Curriculum
Magic Tricks	Letter Sounds
Hopscotch	Syllables
Hello Kitty Goes Shopping	Plural / Singular
Unwrap the Gifts	Ideas, Feelings, Character Traits

Story Dictionary


Story Dictionary provides an alphabetical list of the vocabulary words from the story and their definitions, along with fun animations, sounds, and voices. Touch any word in the **Story Dictionary** menu to hear its definition. To deepen understanding, some definitions have follow-up questions that relate to the definition you just read.



Some vocabulary definitions feature a follow-up question to reinforce learning.



Mini Games

Unlock the Mini Games by reading the complete story one time through in Watch the Story mode. After you have unlocked the games, you can start a game by touching an icon in the Mini Games menu, or by touching this icon  when it appears on a Watch the Story page.



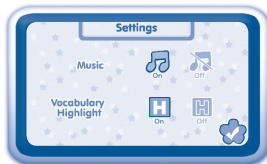
Reward Room

Collect Apples by playing Reading Games or touching objects in Free Play mode. Trade in your Apples for rewards in the Reward Room.



Settings

Turn the background music and vocabulary highlight feature on or off in Settings.





CARE & MAINTENANCE

1. Keep **Storio® Interactive E-Reading System** clean by wiping it with a slightly damp cloth. Never use solvents or abrasives.
2. Keep it out of direct sunlight and away from direct sources of heat.
3. Remove the batteries when not using **Storio® Interactive E-Reading System** for an extended period of time.
4. Avoid dropping it. NEVER try to dismantle it.
5. Always keep **Storio® Interactive E-Reading System** away from water.

WARNING

A very small percentage of the public, due to an existing condition, may experience epileptic seizures or momentary loss of consciousness when viewing certain types of flashing colours or patterns on a game screen. While the **Storio® Interactive E-Reading System** does not contribute to any additional risks, we do recommend that parents supervise their children while they play games with an LCD screen. If your child experiences dizziness, altered vision, disorientation, or convulsions, discontinue use immediately and consult your doctor. Please note that focusing on an LCD screen at close range for a prolonged period of time may cause fatigue or discomfort. We recommend that children take a 15-minute break for every hour of play.

TROUBLESHOOTING

Please note that if you try to insert or remove a storybook cartridge without first turning the unit **OFF**, you may experience a malfunction. If this happens, and the unit does not respond to pressing the **ON/OFF** button, disconnect the AC adaptor from the main unit or remove the batteries. Then reconnect the adaptor, or reinstall the batteries.

TECHNICAL SUPPORT

If you have a problem that cannot be solved by using this manual, we encourage you to visit us online or contact our Consumer Services Department with any problems and/or suggestions that you might have. A support representative will be happy to assist you.

Before requesting support, please be ready to provide or include the information below:

- The name of your product or model number (the model number is typically located on the back or bottom of your product).
- The actual problem you are experiencing.
- The actions you took right before the problem started.

Internet www.vtechuk.com

Phone: 01235 546810 (from UK), or +44 1235 546810 (outside UK)



COPYRIGHT NOTICES

Copyright 2012 VTech Electronics Europe PLC. All Rights Reserved. VTech and the VTech logo are registered trademarks of VTech. **Storio®** is a registered trademark of VTech Electronics Europe PLC. All other trademarks are property of their respective owners.

IMPORTANT NOTE:

Creating and developing **Storio® Interactive E-Reading System** products is accompanied by a responsibility that we at **VTech®** take very seriously. We make every effort to ensure the accuracy of the information that forms the value of our products. However, errors sometimes can occur. It is important for you to know that we stand behind our products and encourage you to call our Consumer Services Department at on 01235 546810 (from UK), or +44 1235 546810 (outside UK), with any problems and/or suggestions that you might have. A service representative will be happy to help you.



OTHER INFO

DISCLAIMER AND LIMITATION OF LIABILITY

VTech® Electronics Europe PLC and its suppliers assume no responsibility for any damage or loss resulting from the use of this handbook. **VTech®** Electronics Europe PLC and its suppliers assume no responsibility for any loss or claims by third parties that may arise through the use of this software. **VTech®** Europe PLC and its suppliers assume no responsibility for any damage or loss caused by deletion of data as a result of malfunction, dead battery, or repairs. Be sure to make backup copies of important data on other media to protect against data loss.

COMPANY: **VTech®** Electronics Europe PLC.

ADDRESS: Napier Court, Abingdon Science Park, Abingdon, Oxon OX14 3YT

TEL NO.: 01235 546810 (from UK), or +44 1235 546810 (outside UK)



PRODUCT WARRANTY



Thank you for choosing this quality product from VTech. We hope it will bring many hours of entertainment, imaginative play and learning.

1. The product detailed above is covered by a one year warranty from the date of purchase, against any defects in materials or workmanship.
2. The product may be returned to the place of purchase. Alternatively the product can be returned to VTech Electronics Europe plc (see address below), with proof of purchase, without proof of purchase no replacement will be provided.
3. VTech Electronics Europe plc will examine the product and if it is found to be defective due to faulty materials or workmanship, will replace the product at their discretion.
4. If the product covered by this warranty is damaged due to misuse, modification or unauthorised repair, or because of faulty batteries, battery discharge or incorrect electrical connections, then this warranty becomes void.
5. This warranty is personal to the original purchaser and is not transferable.
6. Breakages to the LCD screen are not covered by the warranty.
7. Returns to VTech Electronics Europe plc should include a cheque or postal order for £1.50 towards the cost of return postage and packaging.
8. Products returned to VTech Electronics Europe plc, should be addressed as follows and packed carefully to avoid damage in transit (Please do not include batteries or adaptor).
Please include details of the fault together with your name and address.

VTech Electronics Europe plc, c/o Taglogix Limited, 200 Milton Park, Abingdon, Oxon OX14 4TA

THIS WARRANTY IS OFFERED AS AN EXTRA BENEFIT AND DOES NOT AFFECT CONSUMERS' STATUTORY RIGHTS.

This warranty is valid for the UK and Eire only. For products purchased outside the UK and Eire, please contact your local distributor or place of purchase.

Sanrio
License

Approved by SANRIO
LICENSED PRODUCT OF

VTech UK

©1976, 2012 SANRIO CO., LTD.



© 2012 VTech
Printed in China
91-002462-118

