

Craftsman®... Surround Yourself with Quality

7

MAINTENANCE



Wet/Dry Vacs

Keep your shop looking good inside and out with our selection of wet/dry vacs.

"C" Clamps

Clamps assist in getting the job done.



Lighting

We have lighting options from worklights to flashlights to reel lights.

Section Index

WET/DRY VACS240-243

Wet/Dry Vacs . . .240, 241

Vac Accessories .242, 243

Vac Filters242

"C" CLAMPS244

"C" Clamps244

LIGHTING245

Flashlights245


Lanterns245

Worklight245

7 MAINTENANCE

WET/DRY VACS

Craftsman® Professional Wet/Dry Vacuums



1
18 Gallon



1. CRAFTSMAN® PROFESSIONAL 18-GALLON WET/DRY VAC. Industrial-strength vacuum features 9-amp, dual-stage motor that's 50% quieter than standard Craftsman wet/dry vacs. Delivers 80" of suction! Hard metal drum with durable metal vac cart. Chrome-plated cart includes front casters and 10" diameter ball-bearing rear wheels. Includes 10" x 1½" crush-resistant hose. Rear tank drain with hose conveniently empties liquids without messy over spills. Push handle doubles as a cord wrap. Grounded 35' long cord. Foam and cloth filters for easy maintenance. Metal accessories include two-piece extension wand, floor, wet and carpet nozzles.
9-17934★ — Wt. 77.0 lbs.

2. CRAFTSMAN® PROFESSIONAL 2-STAGE, 12-GALLON WET/DRY VAC. The 8.5 amp, dual-stage motor is 35% quieter than standard Craftsman wet/dry vacs and offers 70 inches of suction power! Hard metal drum sits on a durable metal vac cart. Cart includes swivel ball bearing front casters for easy maneuverability and 10" diameter rear wheels. Includes 10" x 1½" crush resistant hose. Rear tank drain with hose conveniently empties liquids without messy over spills. Push handle doubles as a cord wrap. Grounded 25' long cord. Foam and cloth filters for easy maintenance. Metal accessories include two-piece extension wand, floor and wet nozzles.
9-17904★ — Wt. 63.0 lbs.



2
12 Gallon

- Metal Drums
- Metal Cart
- Push Handle Doubles As Cord Wrap
- Swivel Front Casters
- 10" Diameter Rear Wheels

Craftsman 6-32 Gallon Wet/Dry Vacuums

Catalog No.	(1) F9-17934★	(2) F9-17904★	(3) 9-17025★	(4) 9-17020★	(5) 9-17740★
Capacity (gal.)	18	12	16	16	32
Peak horsepower	—	—	6.25	6.0	5.0
Amps	9.0	8.5	12.0	11.4	11.2
Converts to blower	no	no	yes	yes	yes
Cord length (ft.)	35	25	20	15	15
Replacement filter	9-17910, 9-17911	9-17910, 9-17911	9-17816	9-17816	9-17816
Hose type	Friction	Friction	Pos-I-Lock™	Pos-I-Lock™	Friction
Hose diam. (inch)	2½	2½	2½	2½	2½
Hose length (ft.)	10	10	7	7	7
Built in drain	yes	yes	yes	yes	yes
Double insulated	no (grounded cord)	no (grounded cord)	yes	yes	yes
Weight (lbs.)	77.0	63.5	33.0	30.0	43.0
Accessory kit	Metal Accessories: 2 pc. extension wand, floor, wet and carpet nozzles	Metal Accessories: 2 pc. extension wand, floor and wet nozzles	A, B, C, D F, G, H, L	A, B, C, D, H	A, B, C

Accessories: (A)Hose; (B)Util. Nozzle; (C)Ext. Wands/2 pc.; (D)Wet Nozzle; (E)4 Storage Caster feet; (F)Blower Nozzle; (G)Blowing Diffuser; (H)Car Nozzle; (J)Crevice Tool; (K)Extra Filter; (L) Caddy

3
6.25 Peak HP,
16 Gallon Vac,
Pos-I-Lock Hose



4
6.0 Peak HP,
16 Gallon Vac,
Pos-I-Lock Hose



5. CRAFTSMAN® 16 GALLON LOW PROFILE "QUIET" VAC. Unique quiet vacuum/blowing switching mechanism. Blowing port has movable lever that provides quiet vacuuming while allowing for blowing feature - making this the quietest Craftsman vac. Pos-I-Lock hose.



WET/DRY VACS

5
5.0 Peak HP,
32 Gallon Vac



CRAFTSMAN



6 5.75 Peak HP
16 Gallon Vac



Catalog No.	(6) 9-17777★	(7) 9-17922★	(8) 9-17937★	(9) 9-17935★
Capacity (gal.)	16	12	8	6
Peak horsepower	5.75	5.0	3.5	2.5
Amps	11.4	11.0	9.0	7.3
Converts to blower	yes	yes	yes	yes
Cord length (ft.)	15	18	6	6
Replacement filter	9-17816	9-17884	9-17884	9-17884
Hose type	Pos-i-Lock™	Roto-Lok™	Roto-Lok™	Roto-Lok™
Hose diam. (inch)	2½	2½	2½	2½
Hose length (ft.)	7	7	7	7
Built in drain	yes	yes	yes	no
Double insulated	yes	yes	yes	yes
Weight (lbs.)	25.2	27.0	20.0	18.0
Accessory kit	A, B, C, D E, H	A, B, C, D, H,	A, B, C, K	A, B, C, K

Accessories: (A)Hose; (B)Util. Nozzle; (C)Ext. Wands/2 pc.; (D)Wet Nozzle; (E)4 Storage
Caster feet; (F)Blower Nozzle; (G)Blowing Diffuser; (H)Car Nozzle; (J)Crevice
Tool; (K)Extra Filter; (L) Caddy



7 5.0 Peak HP,
12 Gallon Vac

8 3.5 Peak HP, 8
Gallon Vac



9 2.5 Peak HP,
6 Gallon Vac





High Performance Vacuum Filters

1. CRAFTSMAN® PROFESSIONAL HEPA FILTER. Hepa filter material is 99.97% efficient at removing particles as small as 3 microns from the air passing through it. Filters out drywall, cement dust and cold ash. Fits vacs that use red stripe filter (9-17816). Washable and reusable.
9-17912★ — Wt. 1.0 lbs.



REPLACEMENT FILTERS (not shown). For Craftsman Professional metal drum vacs 9-17904 and 17934. Order either the cloth or the foam. Order both to completely renew the filter system.

Cat. No.	Type	Wt. (lbs.)
9-17910★	Foam	1.0
9-17911★	Cloth	1.9

Craftsman® Reusable Pleated Paper Filters

For following wet-dry vacs	Catalog No.	Wt. lbs	Color	
2. 9-1782, 9-1786, 9-1796, 9-17904, 9-1797, 9-1798, 9-17988, 9-17877, 9-17992, 9-17993, 9-17995, 9-17967	9-17804★	2.0	Green	
3. 9-1788, 9-1793, 9-17802, 9-17855, 9-17885, 9-17931, 9-17851, 9-1787, 9-17871	9-17809★	1.4	Orange	
4. 9-17908, 9-1781, 9-17979, 9-17983, 9-17984, 9-17986, 9-17779, 9-1778, 9-1780, 9-17845, 9-17911	9-17812★	0.7	Blue	
5. 9-17893, 9-17932, 9-17912, 9-17913, 9-17940, 9-17941, 9-17950, 9-17958, 9-17741, 9-17743, 9-17730, 9-17711	9-17810★	0.6	Purple	
6. Fits 8, 12, 16 Gallon vacs sold since 1985 and 6 Gallon Vac models 9-17743, 19-17744, 9-17746, 9-17781 and 9-17712. Does not fit current vacs 9-17920, 9-17921, 9-17922	9-17816★	1.0	Red	

For Craftsman wet/dry vacs. Provide 10 times the surface area (1,225 square inches) of the standard foam filter found in other vacs! For future reference, just match the color stripe on the filter to the chart.

CRAFTSMAN®


7. CRAFTSMAN REUSABLE PLEATED FILTER. Fits 9-17920, 9-17921, 9-17922 only
9-17884★ — Wt. 1.0 lbs.

CRAFTSMAN TOOL VAC FILTER (not shown). Fits Tool Vac 9-17726 and 3 gal. vacs
9-17687★ — Wt. 0.6 lbs.

7



Vacuum Accessories



8 thru 15 ACCESSORIES for use with all of our wet/dry vacs with 1½" diam. hose. Must purchase 9-16909 ext. hose with adapters (13) to use metal attachments with 2½" diameter hose vacs. Metal construction except (13).

8. WET NOZZLE
9-16907★ — Wt. 1.5 lbs.

9. CARPET NOZZLE
9-16908★ — Wt. 1.8 lbs.

10. FLOOR NOZZLE
9-16906★ — Wt. 1.3 lbs.

11. CREVICE TOOL
9-16904★ — Wt. 1.2 lbs.

12. ROUND BRUSH
9-16905★ — Wt. 0.7 lbs.

13. 10-FOOT HOSE with adapters.
9-16909★ — Wt. 3.8 lbs.

14. 2-PIECE EXTENSION HANDLE. 48".
9-16903★ — Wt. 2.0 lbs.

15. INDUSTRIAL-QUALITY ACCESSORY KIT. Includes 2-piece metal extension wand; 10-ft., 1½" diam. plastic hose with metal carpet nozzle and adapters fit 1½" accessories.
9-16911★ — Wt. 7.2 lbs



WET/DRY VAC ACCESSORIES

Heavy-Duty Plastic Accessories



1 thru 10. HEAVY-DUTY PLASTIC ACCESSORIES.

Item#	Description	Cat. No.	Wt. lbs.
2 1/2 INCH DIAMETER ACCESSORIES			
1.	7 ft. hose	9-17820★	2.4
—	13 1/2 ft. hose	9-17829★	4.5
—	20 ft. hose	9-17821★	6.0
2.	Crevice tool	9-16902★	0.5
3.	Car nozzle	9-16978★	0.5
4.	Dusting brush	9-16901★	0.5
5.	Dry nozzle	9-16925★	0.8
6.	Wet nozzle	9-17817★	0.9
7.	Utility nozzle	9-16922★	1.0
8.	2 pc. ext. wand	9-16964★	1.9
9.	Hose grip	9-16934★	0.7
10.	Blower nozzle	9-16933★	0.4
—	6-Pc. Acc. Kit incl. #2, 4, 5, 6, 8 above.	9-16919★	3.7

1 1/4 INCH DIAMETER ACCESSORIES

1.	6 ft. hose	9-17866★	1.3
2.	Crevice tool	9-17863★	0.2
3.	Car nozzle	9-17868★	0.2
4.	Dusting brush	9-17862★	0.3
5.	Wet/dry nozzle	9-16944★	0.8
6.	Utility nozzle	9-16921★	1.0
7.	2 pc. ext. wand	9-17861★	1.9
—	6-Pc. Acc. Kit incl. #2, 4, 5, 8 above.	9-17869★	2.5



Hose Grip Lets You Control Vacuum Suction



POS-I-LOCK™ ACCESSORIES.

Hose swivels 360° and snaps into vacuuming port so it won't pull loose.

11. POS-I-LOCK™ ADAPTER.

Modifies current vacs to accept a Pos-I-Lock™ replacement hose. Fits Craftsman vacs with 2 1/2" diameter hose inlet.

9-17823★ — Wt. 0.3 lbs.

12. POS-I-LOCK™ REPLACEMENT HOSES.

For vacs with locking port or adapter (11 above). Includes double swivel hose and interlocking hose end. 2 1/2" diameter

Catalog No.	Length	Wt. lbs.
9-17822★	7 ft.	2.6
9-17800★	13 1/2 ft.	4.5
9-17814★	20 ft.	6.5

DRAIN CLEANER (not shown). Uses vac suction to remove blockages. Fits 1 1/4" and 2 1/2" diameter hoses. 9-16916★ — Wt. 0.2 lbs.

ADAPTER (not shown). Couples two 2 1/2" dia. hoses. 9-16917★ — Wt. 0.1 lbs.



13. 14" FLOOR BRUSH. Quickly clean large work areas. Design features 3/8" bristles on one side and 3/8" bristles on the other, so it will not push debris aside before it's picked up. Bristle brushes rotate 180° to pick-up on both the pull or push stroke. Use with 2 1/2" diameter hose or extension wand.

9-16926★ — Wt. 0.6 lbs.

14. WET/DRY VAC MUFFLER. Reduces noise up to 25%! Slip into blowing port. Attaches to 12- and 16-gal vacs.

9-16991★ — Wt. 0.7 lbs.

15. DRAIN TO HOSE ADAPTER. Attach to vac and screw on a garden hose (not included) to drain liquid instead of hauling the vac to a drainage area. Works on any Craftsman vac with a drain plug.

9-16992★ — Wt. 0.1 lbs.

Craftsman® Accessories



1. CASTERS. May be used with any Craftsman vac except 9-17920, 9-17921 and 9-17922. Set of four snaps into bottom of drum.

9-16936★ — Wt. 0.8 lbs.

2. STORAGE CASTER FEET. Keeps accessories with vac. Set of 2 fits all current Craftsman wet/dry vacs except 9-17920, 9-17921 and 9-17922. Uses vacs existing casters.

9-16990★ — Wt. 0.8 lbs.



3. ROTO-LOK™ REPLACEMENT HOSE.

2 1/2" x 7'. Use with 9-17920, 9-17921 and 9-17922 vacs only.

9-17824★ — Wt. 2.4 lbs.

DISPOSABLE DRUM LINERS FOR 16 GAL. VACS (not shown). Does not fit low-profile oval drum vacs. Package of 5.

9-16940★ — Wt. 0.8 lbs.



Craftsman "C" Clamps

1. CRAFTSMAN® 3-WAY EDGING CLAMP uses 3 screws to clamp the edge on counter tops and more. 2½" opening, throat. **9-66776★** — Wt. 1.2 lbs.

2. CRAFTSMAN® "C" CLAMPS. Ductile iron frame, plated steel screw, sliding pin handle.

Catalog Number	Opens to	Throat depth	Wt. (lbs.)
9-51761★†	1"	1"	0.3
9-51762★†	2"	1⅛"	0.4
9-66723★	3"	1¾"	0.8
9-66724★	4"	2"	1.6
9-66725★	5"	2½"	2.1
9-66726★	6"	2¾"	2.5
9-66728★	8"	3¼"	4.6


†Pkg. of 2

3. 6 PC. 'C' CLAMP SET features light duty, deep reach ductile frames; plated steel screws, handles and swivels. Includes two each 1" x 3", 2" x 3½" and 3" x 4½" sizes. **9-66752★** — Wt. 4.5 lbs.



Craftsman® Pipe Clamp

4. CRAFTSMAN® 2 PC. CLAMP of ductile iron are for use with threaded black pipe for extra long work pieces. Smooth jaw faces. Imported. Fits ¾" pipe. Spin-quick handle. 1¾" x 1¾" face. **9-31552★** — Wt. 2.1 lbs.



Craftsman® Ratcheting Clamps



5. CRAFTSMAN® PROFESSIONAL NEEDLE NOSE RATCHET CLAMPS. Metal construction with soft overmold handle grips. 2¼" jaw capacity. Quick release button. Removable padded tips. 9" long. **9-31692★** — Wt. 1.3 lbs.



6. CRAFTSMAN® PROFESSIONAL 2-PC. 8" DIAMOND METAL RATCHET CLAMP SET. 2¼" jaw capacity. Includes two sets of interchangeable jaws and two locking pins. Metal V-notch jaws. Soft rubber pads snap over metal jaws. **9-31691★** — Wt. 2.2 lbs.

CRAFTSMAN® RATCHETING-JAW ACTION CLAMP SETS. Steel ratcheting mechanism, resin body, v-groove jaws. Squeeze to ratchet, press button to release.

7. 2-PC. SET. 2½" jaw openings. **9-31591★** — Wt. 0.8 lbs.

8. 4-PC. SET. 2 each 1" jaw openings, 2 each 1½" jaw openings. **9-31592★** — Wt. 0.7 lbs.



CLAMPS, CLAMP SETS

Craftsman® Clamp Sets



9. CRAFTSMAN® 4-PIECE E-Z HOLD™ BAR CLAMP SET. Durable clamps for quick, easy one-hand clamping. All steel and iron construction for maximum clamping pressure. Wood handles. Includes 2 each 12", 18" clamps. Made in U.S.A. **9-31472★** — Wt. 9.0 lbs.

10. CRAFTSMAN® 8-PC. CLAMP SET. Includes two each: 1" spring clamps; ¾" sintered iron pipe clamps; 3" ductile iron "C" clamps and 4" "C" clamps. **9-31580★** — Wt. 9.6 lbs.



11. CRAFTSMAN® 14-PIECE WOODWORKING CLAMP SET. Positive locking action holds work tight. Pistol-grip trigger for instantly adjustable clamping pressure. Large pliable pads won't mar workpiece. Includes two 6" micro-bar clamps; one 6" and two 24" bar clamps; two ¾" pipe clamps; 7-pc. clamping set includes 6" bar clamp, corner bracket, corner pad, 2 regular pads, 2 full-face pads. Made in U.S.A. **9-31564★** — Wt. 17.3 lbs.



LANTERNS, FLASHLIGHTS, TROUBLE LIGHTS

Craftsman® Tool Lights



CRAFTSMAN® INDUSTRIAL QUALITY TOOL LIGHTS. Super bright pre-focused krypton bulb. Shatter-resistant polycarbonate lens and reflectors. Resin body is waterproof and shock, chemical, and grease resistant. LED indicator shows battery power. Spare bulb in tail cap. Batteries not included. Yellow color.

Catalog No.	Size	Wt. (lbs.)
34-93104★	2D	0.5
34-93105★	3D	0.5
34-93108★	4AA	0.2

CRAFTSMAN

Craftsman® Lanterns

CRAFTSMAN
PROFESSIONAL



1

1. CRAFTSMAN® PROFESSIONAL RECHARGEABLE LANTERNS.

Halogen sealed beam. ABS plastic construction. Solid state components. Lasts up to 3 hours on a charge. Built in power indicator. Includes charger with 6' cord. Wt. 3.2 lbs.

Catalog No.	Color
34-93271★	Blue
34-93202★	Orange

REPLACEMENT BATTERY

(not shown) for 34-93197, 34-93271, 34-93272.

34-93200★ — Wt. 2.3 lbs.

REPLACEMENT BULB (not shown)

for 34-93197, 34-93271, 34-93272.

34-93199★ — Wt. 0.1 lbs.

2. CRAFTSMAN® INDUSTRIAL QUALITY 6-VOLT LANTERN.

Super bright pre-focused krypton bulb. Shatter resistant polycarbonate lens and reflector. ABS Plastic body is waterproof, chemical and grease resistant. 5 position adjustable stand. Led indicator shows battery power. Spare bulb and 4D battery adapter included. Battery not included. Yellow color.

34-93107★ — Wt. 2.1 lbs.



2

Craftsman® Aluminum Flashlights



Fully adjustable beam from concentrated spotlight to wide angle flood. Super bright krypton bulb. Sealed on/off switch. Machined anodized aluminum body. Waterproof, non-submersible. 2D and 3D lights have led indicator that shows battery power. 2AA lights have stainless steel belt loop and holster. Batteries not included.

Catalog No. Size Color Wt. (lbs.)

34-93111★	2AA	Black	0.4
34-93112★	2AA	Titanium	0.4
34-93211★	2AA	Red	0.4
34-93212★	2AA	Blue	0.4
34-93213★	2AA	Gold	0.4
34-93114★	2D	Black	0.9
34-93115★	2D	Titanium	0.9
34-93117★	3D	Black	1.3
34-93118★	3D	Titanium	1.3



2 PC. ALUMINUM FLASHLIGHT SET.

Includes 1 2AA light and 1 2D light. Assorted colors, no choice. Batteries not included.

34-93131★ — Wt. 0.8 lbs.

Craftsman® Replacement Bulbs

(not shown) for Craftsman flashlights.

REPLACEMENT BULBS

Catalog No.	Fits lights	Wt. (lbs.)
34-93846★	2AA	0.1
34-93840★	2D	0.1
34-93841★	3D	0.1
34-93843★	4AA, 6V	0.1
34-93855★	Twin Tube	0.2

Craftsman® Portable Fluorescent Lights

3. CRAFTSMAN® PROFESSIONAL FLUORESCENT CORD REEL WORKLIGHT.

Pistol grip handle with grounded outlet in end. Magnet. Vinyl tube holds and protects bulb. Transformer is inside handle. Black epoxy reel and cord, red handle. UL listed. 25 ft., 16 gauge 3-wire cord.

34-83912★ — Wt. 3.5 lbs.

4. CRAFTSMAN® PROFESSIONAL FLUORESCENT WORKLIGHT.

Dual two-way switches. Two 13-watt bulbs. Rubber cushioned handle contains a grounded outlet and a built-in transformer. 2 hanging hooks and a detachable magnet. 25' 16 ga. 3-wire cord.

34-83893★ — Wt. 2.7 lbs.

5. CRAFTSMAN® PROFESSIONAL FLUORESCENT WORKLIGHT.

Pistol grip handle with grounded outlet in end. Magnet. Vinyl tube holds and protects bulb. Transformer is inside handle. Red handle, black cord. UL listed. 25 ft., 16 gauge 3-wire cord.

34-83911★ — Wt. 3.5 lbs.

6. CRAFTSMAN® PL-BULB FLUORESCENT CORD REEL WORK LIGHT.

Transformer in plug end, 3rd prong for stability. Pistol grip handle. Light shines down on work area, also out the end. Short 13-watt PL-bulb burns cool. Vinyl tube protects bulb and user. 20' 18 Ga. 2 wire cord. Cord pulls out of reel and locks, automatically retracts with tug. High impact plastic reel hangs on wall or ceiling.

34-83892★ — Wt. 4.2 lbs.



3

CRAFTSMAN
PROFESSIONAL



4

5

6

CRAFTSMAN

Craftsman® Worklights



7

7. CRAFTSMAN® PROFESSIONAL HALOGEN WORK LIGHT.

Lights area like a flood light. Faceted reflector. Head pivots 90°. Magnet. Vented hood helps keep tungsten lamp cool. Clear bulb guard. On/off rocker switch in handle. 20-watt MR-16C tungsten halogen bulb. 25' 18 Ga. 2 wire cord, SJT type. UL and C-UL listed.

34-83895★ — Wt. 1.7 lbs.

