



North Carolina Medicaid Expansion Poll

***500 North Carolina General Election
Voters
November 5-6, 2014***

Methodology

The Foundation for Government Accountability commissioned a live telephone survey of 500 individuals who voted on November 4, 2014 in the general election in the State of North Carolina. The survey was conducted between Wednesday, November 5 and Thursday, November 6. The poll has a margin of error of 4.38%.

The poll was conducted by Advantage, Inc. A random sample of likely voters who stated they had voted on November 4 was polled.

**Foundation for Government Accountability
15275 Collier Blvd.
Suite 201-279
Naples, Florida 34119
239.244.8809
www.TheFGA.org**

TOPLINE RESULTS

Question 1

In the November election that just occurred, the candidates you voted for were from which party?

Mostly Republican	38.02%
Mostly Democrat	30.30%
Some Republican/Some Democrat	26.34%
Cannot remember	5.35%

Question 2

What is your opinion of Governor Pat McCrory?

Strongly approve	22.97%
Somewhat approve	28.51%
Somewhat disapprove	11.49%
Strongly disapprove	24.16%
Undecided	12.87%

Question 3

North Carolina's legislature and governor are deciding whether or not to expand North Carolina's Medicaid health insurance program to give taxpayer-funded Medicaid benefits to 500,000 mostly working-age adults who have no kids and no disabilities. Do you support or oppose expanding Medicaid in North Carolina to these adults?

Support Medicaid expansion	47.13%
Oppose Medicaid expansion	36.63%
Undecided/No opinion	16.24%

Question 4

If you knew Medicaid expansion was a key part of ObamaCare, or the federal Affordable Care Act, would you be more or less likely to support expanding Medicaid in North Carolina?

More likely to support Medicaid expansion	34.46%
Less likely to support Medicaid expansion	44.16%
Does not affect my opinion	13.07%
Undecided	8.32%

Question 5

If you knew ObamaCare’s Medicaid expansion was paid for by cutting \$716 billion from seniors’ Medicare benefits, would you be more or less likely to support Medicaid expansion in North Carolina?

More likely to support Medicaid expansion	14.06%
Less likely to support Medicaid expansion	68.12%
Does not affect my opinion	9.31%
Undecided	8.51%

Question 6

If you knew that almost 1 in 3 North Carolinians eligible for ObamaCare’s Medicaid expansion had previous run-ins with the criminal justice system, including time served in prison or jail, would you be more or less likely to support Medicaid expansion?

More likely to support Medicaid expansion	17.03%
Less likely to support Medicaid expansion	57.23%
Does not affect my opinion	18.22%
Undecided	7.52%

Question 7

If you knew expanding Medicaid in North Carolina could result in state funding cuts to education, roads and public safety, would you be more or less likely to support ObamaCare’s Medicaid expansion?

More likely to support Medicaid expansion	14.65%
Less likely to support Medicaid expansion	67.13%
Does not affect my opinion	10.50%
Undecided	7.72%

Question 8

Some North Carolina legislators support expanding Medicaid with the Private Option Plan, which allows working age adults with no children and no disabilities to pick Silver-plated coverage on the ObamaCare exchange without having to pay a premium. If the Private Option Plan costs more than the federal government allows, North Carolina taxpayers must pay for all cost overruns. If North Carolina implemented the Private Option Plan, would you be more or less likely to support Medicaid expansion?

More likely to support Medicaid expansion	17.23%
Less likely to support Medicaid expansion	63.37%
Does not affect my opinion	9.11%
Undecided	10.30%

Question 9

Another expansion option being considered would include a POWER Account Plan, which extends Medicaid benefits to working age adults with no children, and no disabilities, through an account funded by taxpayers. If the POWER Account Plan costs more than the federal government allows, North Carolina taxpayers must pay for 100% of cost overruns. If North Carolina implemented the POWER Account Plan, would you be more or less likely to support ObamaCare's Medicaid expansion?

More likely to support Medicaid expansion	14.85%
Less likely to support Medicaid expansion	65.74%
Does not affect my opinion	8.51%
Undecided	10.89%

Question 10

The federal government has promised to fund between 90 percent and 100 percent of states' Medicaid expansion costs indefinitely for the states that implement an ObamaCare Medicaid expansion. How likely do you think it is that the federal government will keep its funding promise to North Carolina should the state expand Medicaid?

Very likely	20.40%
Somewhat likely	14.06%
Somewhat unlikely	14.46%
Very unlikely	40.00%
Undecided	11.09%

Question 11

Would you be more or less likely to vote to reelect Governor Pat McCrory if he supported an ObamaCare Medicaid expansion in North Carolina?

More likely	26.34%
Less likely	54.26%
It does not affect my vote	12.67%
Don't know	6.73%

Question 12

Would you be more or less likely to vote to reelect your state legislator if he or she supported ObamaCare's Medicaid expansion in North Carolina?

More likely	29.90%
Less likely	53.27%
It does not affect my vote	10.69%
Don't know	6.14%

Question 13

What is your gender?

Male	46.34%
Female	53.66%

Question 14

What is your age range?

18-29	2.18%
30-39	3.56%
40-49	8.32%
50-64	40.59%
65+	44.75%
Refused	0.59%

Question 15

In what range would your household income fall?

Less than \$25,000	13.47%
\$25,000 to \$50,000	22.18%
\$50,000 to \$75,000	18.02%
\$75,000 to \$100,000	10.89%
More than \$100,000	17.43%
Refused	18.02%

Question 16

What is your ethnicity?

White	78.81%
Black	12.87%
Asian/Pacific Islander	0.40%
Other	2.97%
Refused	4.95%

SELECTED CROSSTABS

Question 3

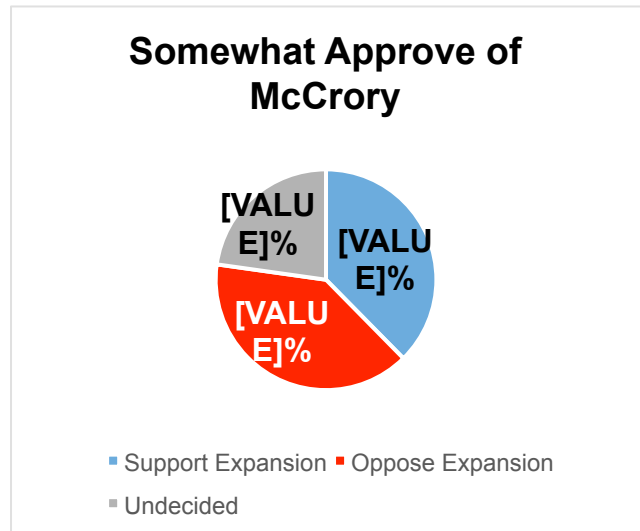
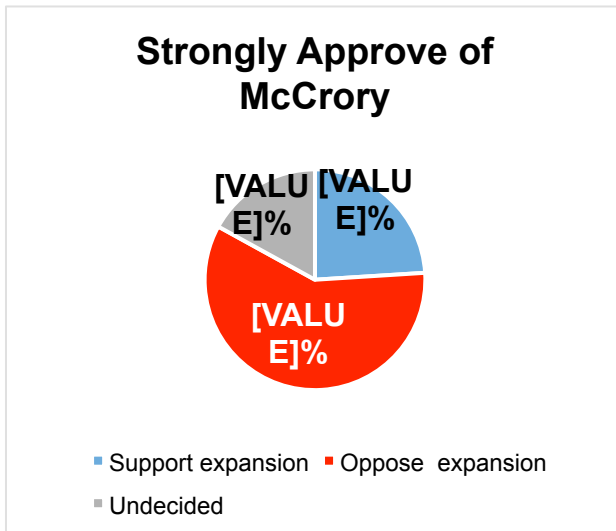
North Carolina's legislature and governor are deciding whether or not to expand North Carolina's Medicaid health insurance program to give taxpayer-funded Medicaid benefits to 500,000 mostly working-age adults who have no kids and no disabilities. Do you support or oppose expanding Medicaid in North Carolina to these adults?

TOPLINE: ALL VOTERS

Support Medicaid expansion	47.13%
Oppose Medicaid expansion	36.63%
Undecided/No opinion	16.24%

CROSSTAB: VOTERS WHO APPROVE OF GOVERNOR PAT MCCRORY

Strongly Approve of McCrory		Somewhat Approve of McCrory	
Support Medicaid expansion	24%	Support Medicaid expansion	38%
Oppose Medicaid expansion	59%	Oppose Medicaid expansion	40%
Undecided/No opinion	17%	Undecided/No opinion	23%



What do voters like least about Medicaid expansion? (Questions 4-7)

Question 4

If you knew Medicaid expansion was a key part of ObamaCare, or the federal Affordable Care Act, would you be more or less likely to support expanding Medicaid in North Carolina?

Question 5

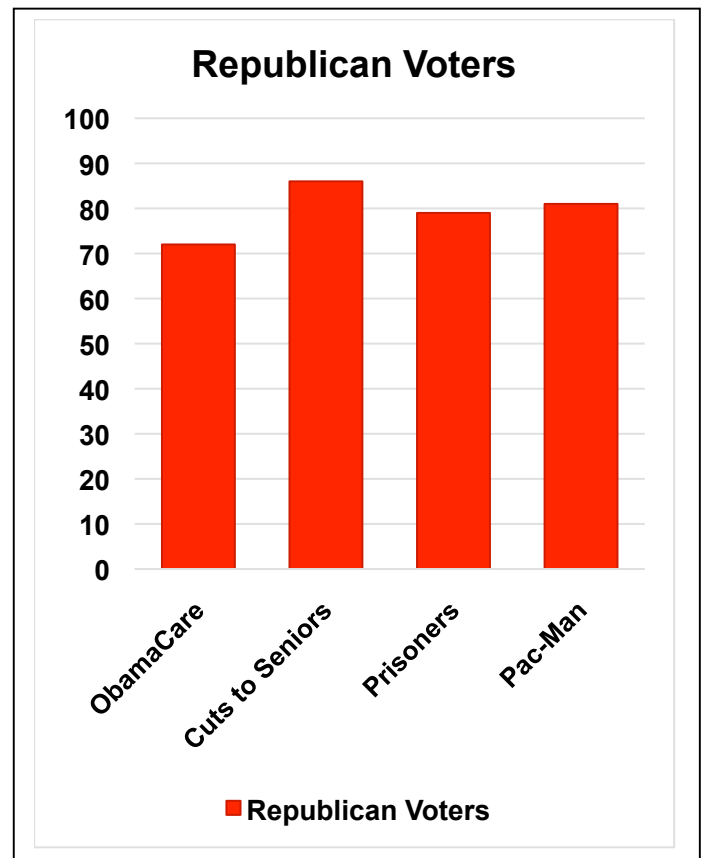
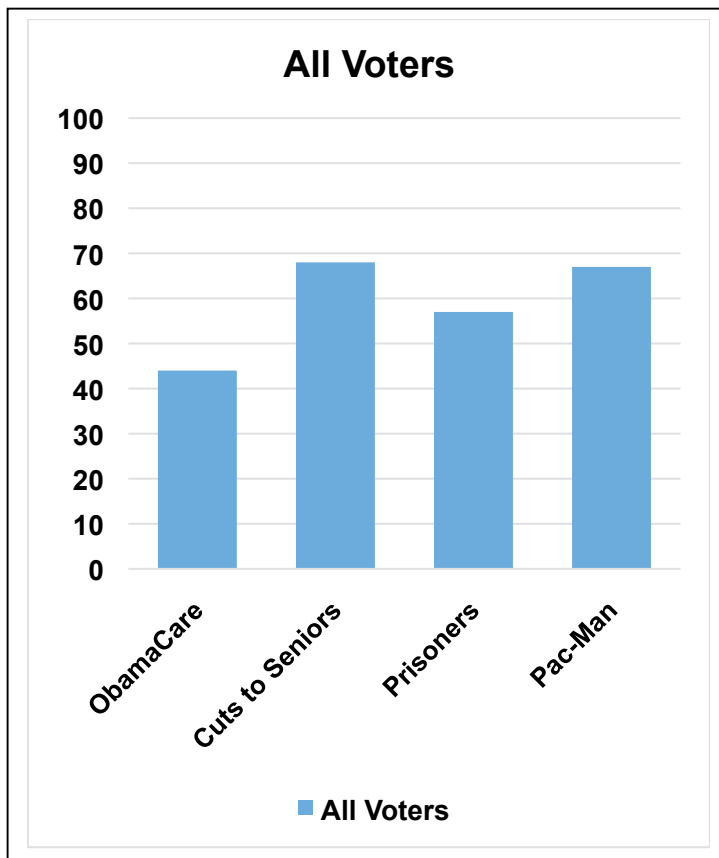
If you knew ObamaCare's Medicaid expansion was paid for by cutting \$716 billion from seniors' Medicare benefits, would you be more or less likely to support Medicaid expansion in North Carolina?

Question 6

If you knew that almost 1 in 3 North Carolinians eligible for ObamaCare's Medicaid expansion had previous run-ins with the criminal justice system, including time served in prison or jail, would you be more or less likely to support Medicaid expansion?

Question 7

If you knew expanding Medicaid in North Carolina could result in state funding cuts to education, roads and public safety, would you be more or less likely to support ObamaCare's Medicaid expansion?



Question 8

Some North Carolina legislators support expanding Medicaid with the Private Option Plan, which allows working age adults with no children and no disabilities to pick Silver-plated coverage on the ObamaCare exchange without having to pay a premium. If the Private Option Plan costs more than the federal government allows, North Carolina taxpayers must pay for all cost overruns. If North Carolina implemented the Private Option Plan, would you be more or less likely to support Medicaid expansion?

TOPLINE: ALL VOTERS

More likely to support Medicaid expansion	17%
Less likely to support Medicaid expansion	63%
Does not affect my opinion	9%
Undecided	10%

CROSSTAB: REPUBLICAN VOTERS

More likely to support Medicaid expansion	9%
Less likely to support Medicaid expansion	85%
Does not affect my opinion	3%
Undecided	3%

CROSSTAB: VOTERS WHO APPROVE OF GOVERNOR PAT MCCRORY

Strongly Approve of McCrory		Somewhat Approve of McCrory	
More likely to support Medicaid expansion	10%	More likely to support Medicaid expansion	12%
Less likely to support Medicaid expansion	82%	Less likely to support Medicaid expansion	74%
Does not affect my opinion	3%	Does not affect my opinion	6%
Undecided	4%	Undecided	8%

Question 9

Another expansion option being considered would include a POWER Account Plan, which extends Medicaid benefits to working age adults with no children, and no disabilities, through an account funded by taxpayers. If the POWER Account Plan costs more than the federal government allows, North Carolina taxpayers must pay for 100% of cost overruns. If North Carolina implemented the POWER Account Plan, would you be more or less likely to support ObamaCare’s Medicaid expansion?

TOPLINE: ALL VOTERS

More likely to support Medicaid expansion	15%
Less likely to support Medicaid expansion	66%
Does not affect my opinion	9%
Undecided	11%

CROSSTAB: REPUBLICAN VOTERS

More likely to support Medicaid expansion	5%
Less likely to support Medicaid expansion	88%
Does not affect my opinion	2%
Undecided	5%

CROSSTAB: VOTERS WHO APPROVE OF GOVERNOR PAT MCCRORY

Strongly Approve of McCrory		Somewhat Approve of McCrory	
More likely to support Medicaid expansion	4%	More likely to support Medicaid expansion	12%
Less likely to support Medicaid expansion	89%	Less likely to support Medicaid expansion	72%
Does not affect my opinion	3%	Does not affect my opinion	3%
Undecided	4%	Undecided	12%

Question 11

Would you be more or less likely to vote to reelect Governor Pat McCrory if he supported an ObamaCare Medicaid expansion in North Carolina?

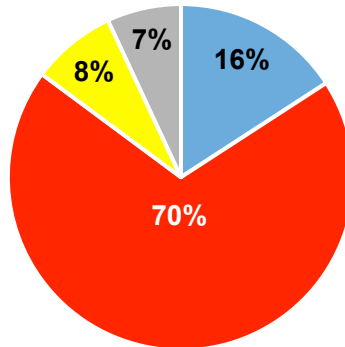
TOPLINE: ALL VOTERS

More likely to re-elect Governor Pat McCrory	26%
Less likely to re-elect Governor Pat McCrory	54%
It does not affect my vote	13%
Don't know	7%

CROSSTAB: REPUBLICAN VOTERS

More likely to re-elect Governor Pat McCrory	16%
Less likely to re-elect Governor Pat McCrory	70%
It does not affect my vote	8%
Don't know	7%

Are you more or less likely to re-elect Governor Pat McCrory if he supports Medicaid expansion?
(Republican Voters)



■ More likely to re-elect ■ Less likely to re-elect
■ It does not affect my vote ■ Don't know

Question 12

Would you be more or less likely to vote to reelect your state legislator if he or she supported ObamaCare's Medicaid expansion in North Carolina?

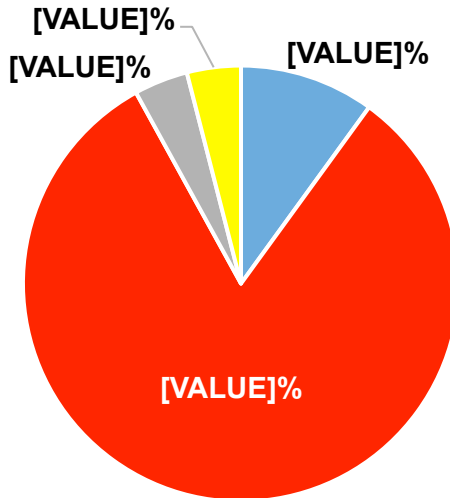
TOPLINE: ALL VOTERS

More likely to re-elect my state legislator	30%
Less likely to re-elect my state legislator	53%
It does not affect my vote	11%
Don't know	6%

CROSSTAB: REPUBLICAN VOTERS

More likely to re-elect my state legislator	10%
Less likely to re-elect my state legislator	82%
It does not affect my vote	4%
Don't know	4%

Are you more or less likely to re-elect your state legislator if they support Medicaid expansion? (Republican Voters)



- More likely to re-elect
- Less likely to re-elect
- Does not affect my opinion
- Undecided